

Buriram 4.554 m

1 / 2

Thai Round, 10-11-12 March 2017

World Superbike - Results Superpole 1

No.	Rider	Nat	Team	Bike	Time	Gap	Rel.	Laps	Speed	
									Avg	Max
1*	2 L. CAMIER	GBR	MV Agusta Reparto Corse	MV Agusta 1000 F4	1'34.202			6	174,035	295,9
2*	32 L. SAVADORI	ITA	Milwaukee Aprilia	Aprilia RSV4 RF	1'34.439	0.237	0.237	6	173,598	297,5
3	88 R. KRUMMENACHER	SUI	Kawasaki Puccetti Racing	Kawasaki ZX-10R	1'34.647	0.445	0.208	6	173,216	293,5
4	69 N. HAYDEN	USA	Red Bull Honda World Superbike Team	Honda CBR1000RR	1'34.698	0.496	0.051	6	173,123	295,9
5	15 A. DE ANGELIS	RSM	Pedercini Racing SC-Project	Kawasaki ZX-10R	1'34.816	0.614	0.118	5	172,908	294,3
6	6 S. BRADL	GER	Red Bull Honda World Superbike Team	Honda CBR1000RR	1'35.155	0.953	0.339	6	172,292	300,8
7	84 R. RUSSO	ITA	Guandalini Racing	Yamaha YZF R1	1'35.206	1.004	0.051	6	172,199	287,2
8	37 O. JEZEK	CZE	Grillini Racing Team	Kawasaki ZX-10R	1'35.226	1.024	0.020	6	172,163	295,9
9	40 R. RAMOS	ESP	Team Kawasaki Go Eleven	Kawasaki ZX-10R	1'35.587	1.385	0.361	6	171,513	295,1
10	86 A. BADOVINI	ITA	Grillini Racing Team	Kawasaki ZX-10R	1'35.993	1.791	0.406	6	170,787	292,7

* Qualified to Superpole 2

AIR	Humidity:	45%	Temp:	36°C
TRACK	Condition:	Dry	Temp:	50°C

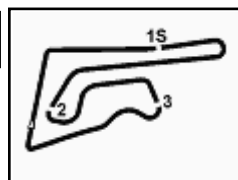
Records	Pole	2015	J.Rea	1'33.382	175,560	Km/h
	Race	2015	J.Rea	1'33.817	174,750	Km/h
	Circuit	2015	J.Rea	1'33.382	175,560	Km/h

Start	End
11/03/2017 13:30	13:45

The results are provisional until the end of the time limit for protests and appeals and the completion of the technical checks.

These data/results cannot be reproduced, stored and/or transmitted in whole or in part by any manner of electronic, mechanical, photocopying, recording, broadcasting or otherwise now known or herein after developed without the previous express consent by the copyright owner, except for reproduction in daily press and regular printed publications on sale to the public within 60 days of the event related to those data/results and always provided that copyright symbol appears together as follows below.

© DORNA WSBK ORGANIZATION Srl 2017



Thai Round, 10-11-12 March 2017

World Superbike - Results Superpole 1

Session Highlights

Local Time	No. Rider	Description
13.13.00		No qualification tyres allowed for WorldSBK Superpoles
13.30.00		Start
13.45.56		End Of Session

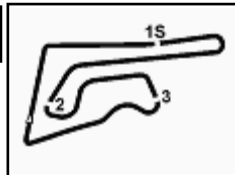
Fastest Laps Sequence

No.	Rider	Nat	Team	Bike	Local Time	Time	Gap	Avg
2	L. CAMIER	GBR	MV Agusta Reparto Corse	MV Agusta 1000 F4	13:33'35.981	1'34.663		173,187
2	L. CAMIER	GBR	MV Agusta Reparto Corse	MV Agusta 1000 F4	13:35'10.183	1'34.202	-0.461	174,035

11/03/2017 Start End The results are provisional until the end of the time limit for protests and appeals
 13:30 13:45 and the completion of the technical checks.

These data/results cannot be reproduced, stored and/or transmitted in whole or in part by any manner of electronic, mechanical, photocopying, recording, broadcasting or otherwise now known or herein after developed without the previous express consent by the copyright owner, except for reproduction in daily press and regular printed publications on sale to the public within 60 days of the event related to those data/results and always provided that copyright symbol appears together as follows below.

© DORNA WSBK ORGANIZATION Srl 2017



Buriram 4.554 m

Thai Round, 10-11-12 March 2017
World Superbike - Best Sector & Speed Superpole 1
BEST LAP

1	2 L. CAMIER	MV Aqusta 1000 F4	1'34.202
2	32 L. SAVADORI	Aprilia RSV4 RF	1'34.439
3	88 R. KRUMMENACHER	Kawasaki ZX-10R	1'34.647
4	69 N. HAYDEN	Honda CBR1000RR	1'34.698
5	15 A. DE ANGELIS	Kawasaki ZX-10R	1'34.816
6	6 S. BRADL	Honda CBR1000RR	1'35.155
7	84 R. RUSSO	Yamaha YZF R1	1'35.206
8	37 O. JEZEK	Kawasaki ZX-10R	1'35.226
9	40 R. RAMOS	Kawasaki ZX-10R	1'35.587
10	86 A. BADOVINI	Kawasaki ZX-10R	1'35.993

SPEED

1	6 S. BRADL	Honda CBR1000RR	300.8
2	32 L. SAVADORI	Aprilia RSV4 RF	297.5
3	69 N. HAYDEN	Honda CBR1000RR	295.9
4	2 L. CAMIER	MV Aqusta 1000 F4	295.9
5	37 O. JEZEK	Kawasaki ZX-10R	295.9
6	40 R. RAMOS	Kawasaki ZX-10R	295.1
7	15 A. DE ANGELIS	Kawasaki ZX-10R	294.3
8	88 R. KRUMMENACHER	Kawasaki ZX-10R	293.5
9	86 A. BADOVINI	Kawasaki ZX-10R	292.7
10	84 R. RUSSO	Yamaha YZF R1	287.2

SEG. 1

1	32 L. SAVADORI	19.715
2	88 R. KRUMMENACH	19.736
3	6 S. BRADL	19.757
4	40 R. RAMOS	19.812
5	69 N. HAYDEN	19.820
6	2 L. CAMIER	19.832
7	37 O. JEZEK	19.854
8	15 A. DE ANGELIS	19.872
9	84 R. RUSSO	19.878
10	86 A. BADOVINI	19.922

SEG. 2

1	2 L. CAMIER	27.101
2	69 N. HAYDEN	27.205
3	32 L. SAVADORI	27.231
4	6 S. BRADL	27.342
5	88 R. KRUMMENACH	27.355
6	15 A. DE ANGELIS	27.382
7	37 O. JEZEK	27.499
8	84 R. RUSSO	27.559
9	40 R. RAMOS	27.615
10	86 A. BADOVINI	27.702

SEG. 3

1	84 R. RUSSO	21.754
2	2 L. CAMIER	21.797
3	88 R. KRUMMENACH	21.800
4	15 A. DE ANGELIS	21.822
5	32 L. SAVADORI	21.845
6	69 N. HAYDEN	21.877
7	37 O. JEZEK	21.894
8	6 S. BRADL	21.988
9	86 A. BADOVINI	22.072
10	40 R. RAMOS	22.284

SEG. 4

1	2 L. CAMIER	25.430
2	32 L. SAVADORI	25.499
3	88 R. KRUMMENACH	25.543
4	15 A. DE ANGELIS	25.588
5	6 S. BRADL	25.620
6	69 N. HAYDEN	25.658
7	37 O. JEZEK	25.698
8	40 R. RAMOS	25.708
9	84 R. RUSSO	25.844
10	86 A. BADOVINI	25.982

11/03/2017

These data/results cannot be reproduced, stored and/or transmitted in whole or in part by any manner of electronic, mechanical, photocopying, recording, broadcasting or otherwise now known or herein after developed without the previous express consent by the copyright owner, except for reproduction in daily press and regular printed publications on sale to the public within 60 days of the event related to those data/results and always provided that copyright symbol appears together as follows below.

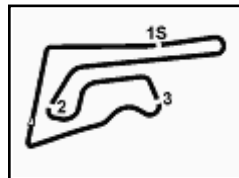
© DORNA WSBK ORGANIZATION Srl 2017

FICR PERUGIA TIMING


Official Tyre Supplier



Official Timekeeper



Buriram 4.554 m

Thai Round, 10-11-12 March 2017

World Superbike - Ideal Times Superpole 1

No.	Rider	Nat	Bike	Seg. 1	Seg. 2	Seg. 3	Seg. 4	Ideal Time		
				Diff. 1	Diff. 2	Diff. 3	Diff. 4	Best Lap	Pos.	Diff.
1	2 L. CAMIER	GBR	MV Agusta 1000 F4	19.832	27.101	21.797	25.430	1'34.160		
							0.042	1'34.202	1	0.042
2	32 L. SAVADORI	ITA	Aprilia RSV4 RF	19.715	27.231	21.845	25.499	1'34.290		
				0.101	0.020	0.012	0.016	1'34.439	2	0.149
3	88 R. KRUMMENACHER	SUI	Kawasaki ZX-10R	19.736	27.355	21.800	25.543	1'34.434		
					0.156	0.057		1'34.647	3	0.213
4	69 N. HAYDEN	USA	Honda CBR1000RR	19.820	27.205	21.877	25.658	1'34.560		
				0.006	0.132			1'34.698	4	0.138
5	15 A. DE ANGELIS	RSM	Kawasaki ZX-10R	19.872	27.382	21.822	25.588	1'34.664		
				0.152				1'34.816	5	0.152
6	6 S. BRADL	GER	Honda CBR1000RR	19.757	27.342	21.988	25.620	1'34.707		
				0.078		0.370		1'35.155	6	0.448
7	37 O. JEZEK	CZE	Kawasaki ZX-10R	19.854	27.499	21.894	25.698	1'34.945		
				0.281				1'35.226	8	0.281
8	84 R. RUSSO	ITA	Yamaha YZF R1	19.878	27.559	21.754	25.844	1'35.035		
				0.038			0.133	1'35.206	7	0.171
9	40 R. RAMOS	ESP	Kawasaki ZX-10R	19.812	27.615	22.284	25.708	1'35.419		
				0.076			0.092	1'35.587	9	0.168
10	86 A. BADOVINI	ITA	Kawasaki ZX-10R	19.922	27.702	22.072	25.982	1'35.678		
				0.005	0.184		0.126	1'35.993	10	0.315
Overall Ideal Time				19.715	27.101	21.754	25.430	1'34.000		

11/03/2017

These data/results cannot be reproduced, stored and/or transmitted in whole or in part by any manner of electronic, mechanical, photocopying, recording, broadcasting or otherwise now known or herein after developed without the previous express consent by the copyright owner, except for reproduction in daily press and regular printed publications on sale to the public within 60 days of the event related to those data/results and always provided that copyright symbol appears together as follows below.

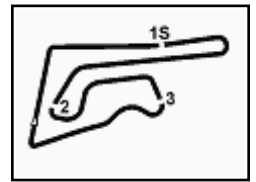
© DORNA WSBK ORGANIZATION Srl 2017

PIRELLI PERUGIA TIMING


Official Tyre Supplier



Official Timekeeper



Buriram 4.554 m

1 / 1

Thai Round, 10-11-12 March 2017

World Superbike - Chronological Analysis Superpole 1

1° 2 L. CAMIER (1'34.202)							
Lap	Seq. 1	Seq. 2	Seq. 3	Seq. 4	Lap Time	km/h	Local Time
		30.085	25.899	32.947	240.0	13:32'01.318	
1	19.917	27.330	21.986	25.430	1'34.663	290.3	13:33'35.981
2	19.832	27.101	21.797	25.472	1'34.202	291.1	13:35'10.183
3	19.892	30.000	23.942	37.982	1'51.816 P	294.3	13:37'01.999
4	3'27.048	33.738	26.518	39.764	5'07.068 P		13:42'09.067
5	19.968	27.242	22.081	33.907	1'43.198	289.5	13:43'52.265
6	19.923	27.307	21.883	25.792	1'34.905	295.9	13:45'27.170

2° 32 L. SAVADORI (1'34.439)							
Lap	Seq. 1	Seq. 2	Seq. 3	Seq. 4	Lap Time	km/h	Local Time
		30.399	27.441	53.374	216.4	13:32'24.942	
1	20.070	27.231	22.014	25.499	1'34.814	294.3	13:33'59.756
2	19.743	27.395	27.651	26.166	1'40.955	295.1	13:35'40.711
3	19.795	27.650	22.640	36.943	1'47.028 P	295.9	13:37'27.739
4	2'14.361	33.130	51.160	1'04.996	4'43.647 P	221.3	13:42'11.386
5	19.816	27.251	21.857	25.515	1'34.439	296.7	13:43'45.825
6	19.715	27.480	21.845	25.644	1'34.684	297.5	13:45'20.509

3° 88 R. KRUMMENACHER (1'34.647)							
Lap	Seq. 1	Seq. 2	Seq. 3	Seq. 4	Lap Time	km/h	Local Time
		31.580	23.668	48.384	245.5	13:32'21.724	
1	20.109	27.710	22.106	30.908	1'40.833	289.5	13:34'02.557
2	19.777	27.671	22.125	25.817	1'35.390	293.5	13:35'37.947
3	20.392	28.624	24.646	38.556	1'52.218 P	281.3	13:37'30.165
4	2'46.579	44.699	25.053	43.493	4'39.824 P	201.5	13:42'09.989
5	19.878	27.355	21.800	25.708	1'34.741	293.5	13:43'44.730
6	19.736	27.511	21.857	25.543	1'34.647	292.7	13:45'19.377

4° 69 N. HAYDEN (1'34.698)							
Lap	Seq. 1	Seq. 2	Seq. 3	Seq. 4	Lap Time	km/h	Local Time
		32.856	26.961	32.313		13:32'32.309	
1	20.071	27.699	22.535	25.908	1'36.213	289.5	13:34'08.522
2	19.943	27.573	22.226	25.737	1'35.479	292.7	13:35'44.001
3	20.006	27.205	23.696	39.356	1'50.263 P	293.5	13:37'34.264
4	3'15.149	28.577	22.457	39.968	4'46.151 P	282.0	13:42'20.415
5	19.826	27.337	21.877	25.658	1'34.698	291.9	13:43'55.113
6	19.820	27.833	22.681	27.686	1'38.020	295.9	13:45'33.133

5° 15 A. DE ANGELIS (1'34.816)							
Lap	Seq. 1	Seq. 2	Seq. 3	Seq. 4	Lap Time	km/h	Local Time
		33.903	24.417	36.116		13:32'02.722	
1	19.999	27.546	22.063	26.377	1'35.985	290.3	13:33'38.707
2	19.954	33.590	25.403	38.511	1'57.458 P	291.1	13:35'36.165
3	4'43.744	37.567	25.765	48.509	6'35.585 P		13:42'11.750
4	20.024	27.382	21.822	25.588	1'34.816	291.9	13:43'46.566
5	19.872	27.543	22.294	25.842	1'35.551	294.3	13:45'22.117

6° 6 S. BRADL (1'35.155)							
Lap	Seq. 1	Seq. 2	Seq. 3	Seq. 4	Lap Time	km/h	Local Time
		34.011	26.778	33.797	204.5	13:32'28.821	
1	19.882	29.269	22.455	28.600	1'40.206	294.3	13:34'09.027
2	19.835	27.342	22.358	25.620	1'35.155	297.5	13:35'44.182
3	19.972	27.361	22.865	37.906	1'48.104 P	295.1	13:37'32.286
4	2'53.583	30.397	24.952	49.262	4'38.194 P	259.6	13:42'10.480
5	19.803	27.511	21.988	36.531	1'45.833	297.5	13:43'56.313
6	19.757	27.488	22.139	25.925	1'35.309	300.8	13:45'31.622

7° 84 R. RUSSO (1'35.206)							
Lap	Seq. 1	Seq. 2	Seq. 3	Seq. 4	Lap Time	km/h	Local Time
		31.379	27.786	51.097	222.2	13:32'22.749	
1	21.342	28.573	21.926	25.871	1'37.712	266.0	13:34'00.461
2	19.916	27.559	21.754	25.977	1'35.206	286.5	13:35'35.667
3	20.633	29.096	22.750	38.406	1'50.885 P	274.8	13:37'26.552
4	2'14.700	30.484	42.287	1'17.921	4'45.392 P	227.4	13:42'11.944
5	20.036	27.773	21.800	25.908	1'35.517	284.2	13:43'47.461
6	19.878	27.700	21.947	25.844	1'35.369	287.2	13:45'22.830

8° 37 O. JEZEK (1'35.226)							
Lap	Seq. 1	Seq. 2	Seq. 3	Seq. 4	Lap Time	km/h	Local Time
		30.285	24.798	34.236		13:32'03.539	
					223.1		

1	20.060	27.864	22.118	26.095	1'36.137	288.8	13:33'39.676
2	19.959	27.730	22.099	25.941	1'35.729	292.7	13:35'15.405
3	20.768	28.891	23.345	37.134	1'50.138 P	268.0	13:37'05.543
4	2'36.343	30.260	31.302	1'29.182	5'07.087 P	240.0	13:42'12.630
5	20.135	27.499	21.894	25.698	1'35.226	290.3	13:43'47.856
6	19.854	27.599	21.980	26.042	1'35.475	295.9	13:45'23.331

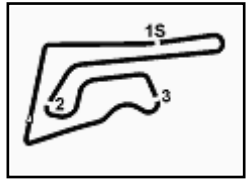
9° 40 R. RAMOS (1'35.587)							
Lap	Seq. 1	Seq. 2	Seq. 3	Seq. 4	Lap Time	km/h	Local Time
		31.358	26.297	33.081		215.1	13:32'02.009
1	19.989	27.866	22.335	26.419	1'36.609	288.8	13:33'38.618
2	20.046	27.749	22.502	26.007	1'36.304	287.2	13:35'14.922
3	21.315	28.495	22.558	36.550	1'48.918 P	262.1	13:37'03.840
4	3'22.193	30.696	24.747	49.172	5'06.808 P	259.6	13:42'10.648
5	19.888	27.615	22.284	25.800	1'35.587	295.1	13:43'46.235
6	19.812	27.665	22.494	25.708	1'35.679	294.3	13:45'21.914

10° 86 A. BADOVINI (1'35.993)							
Lap	Seq. 1	Seq. 2	Seq. 3	Seq. 4	Lap Time	km/h	Local Time
		31.805	25.602	34.446		13:32'02.918	
1	19.927	27.886	22.072	26.108	1'35.993	285.7	13:33'38.911
2	20.247	27.753	22.204	25.982	1'36.186	291.9	13:35'15.097
3	21.078	29.692	22.674	37.881	1'51.325 P	235.8	13:37'06.422
4	3'04.715	44.143	28.471	49.966	5'07.295 P		13:42'13.717
5	20.841	30.032	23.070	27.855	1'41.798	270.0	13:43'55.515
6	19.922	27.702	22.291	26.280	1'36.195	292.7	13:45'31.710

11/03/2017 P = Pits In/Out - C = Lap-Time Cancelled

These data/results cannot be reproduced, stored and/or transmitted in whole or in part by any manner of electronic, mechanical, photocopying, recording, broadcasting or otherwise now known or herein after developed without the previous express consent by the copyright owner, except for reproduction in daily press and regular printed publications on sale to the public within 60 days of the event related to those data/results and always provided that copyright symbol appears together as follows below.

© DORNA WSBK ORGANIZATION Srl 2017

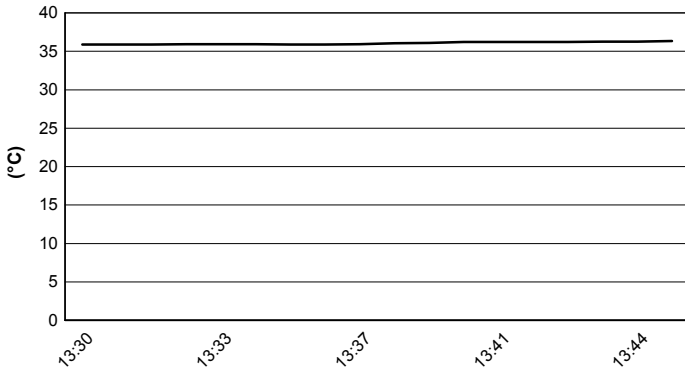


Buriram 4.554 m

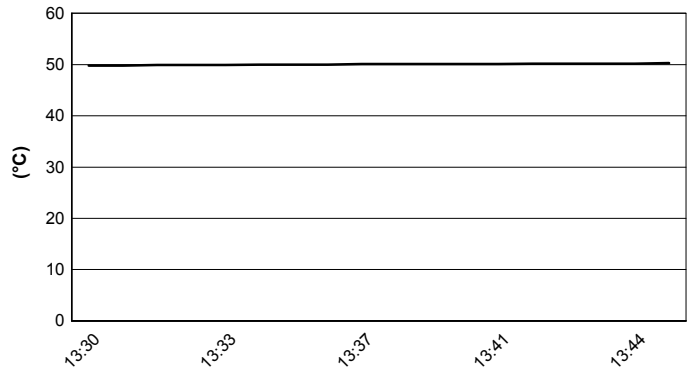
Thai Round, 10-11-12 March 2017
World Superbike - Weather Report Superpole 1

Session started 13:30 Session ended 13:45

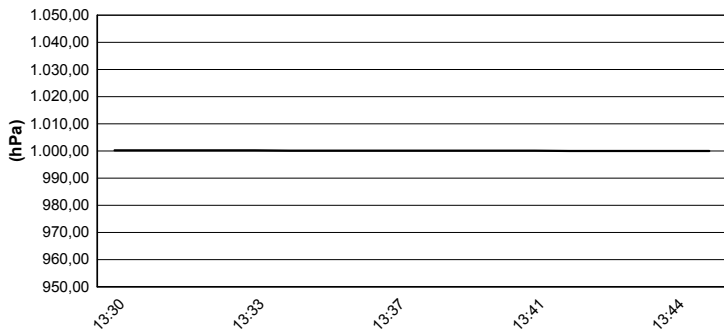
Air Temperature



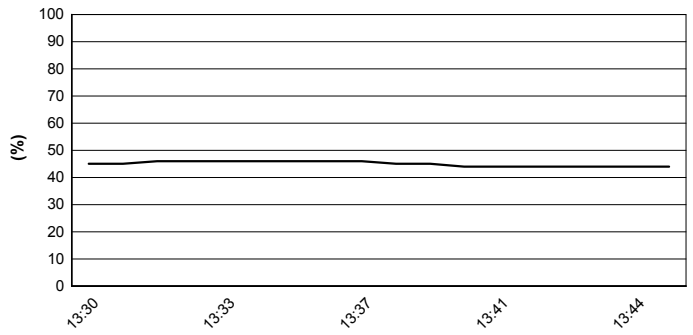
Track Temperature



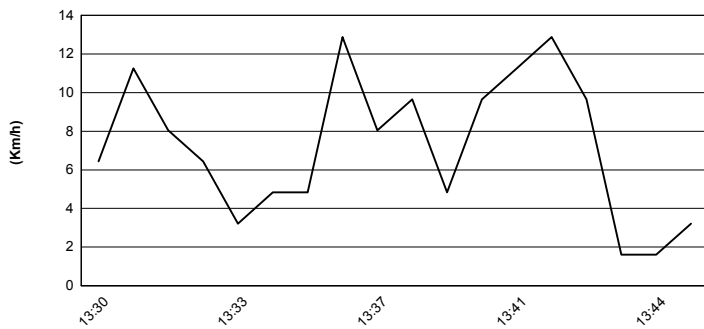
Air Pressure



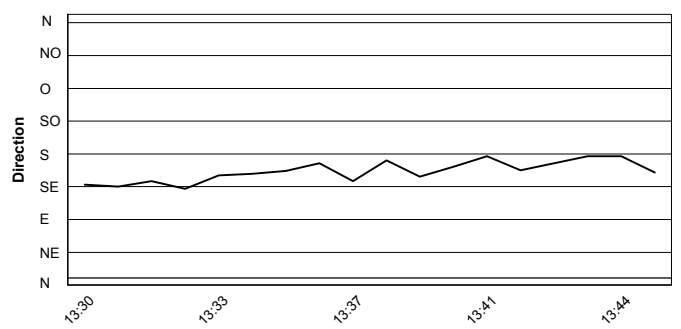
Humidity



Wind Speed



Wind Direction



11/03/2017

These data/results cannot be reproduced, stored and/or transmitted in whole or in part by any manner of electronic, mechanical, photocopying, recording, broadcasting or otherwise now known or herein after developed without the previous express consent by the copyright owner, except for reproduction in daily press and regular printed publications on sale to the public within 60 days of the event related to those data/results and always provided that copyright symbol appears together as follows below.

© DORNA WSBK ORGANIZATION Srl 2017



Official Tyre Supplier



Official Timekeeper