

## US Round, 7-8-9 July 2017 World Superbike - Results Race 1

Laps 25 = 90,250 Km - Time Of Race 35'14.812 - Avg. 153,631 km/h

Mazda Raceway 3.610 m

1 / 2

Pos	Race	Grid	No. Rider	Nat	Team	Bike	LL	Gap	Fastest Lap	Speed	Qualifying		Ranking		
											Time	Speed	R1	R2	Tot
1	3	7	C. DAVIES	GBR	Aruba.it Racing - Ducati	Ducati Panigale R	25		1'23.597	257,0	1'22.883	252,8	25	210	3
2	2	1	J. REA	GBR	Kawasaki Racing Team	Kawasaki ZX-10RR	25	1.202	1'23.533	255,8	1'22.566	251,6	20	316	1
3	1	66	T. SYKES	GBR	Kawasaki Racing Team	Kawasaki ZX-10RR	25	5.798	1'23.694	250,4	1'22.476	251,0	16	262	2
4	4	33	M. MELANDRI	ITA	Aruba.it Racing - Ducati	Ducati Panigale R	25	17.574	1'23.996	256,4	1'23.077	254,6	13	176	4
5	7	12	X. FORÉS	ESP	BARNI Racing Team	Ducati Panigale R	25	21.159	1'24.456	245,8	1'23.483	242,4	11	121	7
6	9	2	L. CAMIER	GBR	MV Agusta Reparto Corse	MV Agusta 1000 F4	25	23.016	1'24.623	252,2	1'23.566	248,1	10	99	8
7	11	81	J. TORRES	ESP	Althea BMW Racing Team	BMW S 1000 RR	25	31.986	1'24.756	251,6	1'23.789	247,5	9	94	9
8	13	60	M. VAN DER MARK	NED	Pata Yamaha Official WorldSBK Team	Yamaha YZF R1	25	32.933	1'25.068	249,2	1'24.250	246,4	8	123	6
9	6	36	L. MERCADO	ARG	IODARacing	Aprilia RSV4 RF	25	35.936	1'24.642	252,8	1'23.455	250,4	7	57	13
10	10	32	L. SAVADORI	ITA	Milwaukee Aprilia	Aprilia RSV4 RF	25	36.912	1'24.714	252,2	1'23.717	250,4	6	55	14
11	17	6	S. BRADL	GER	Red Bull Honda World Superbike Team	Honda CBR1000RR	25	44.961	1'25.385	244,7	1'24.593	243,6	5	59	12
12	15	40	R. RAMOS	ESP	Team Kawasaki Go Eleven	Kawasaki ZX-10RR	25	45.203	1'25.562	243,0	1'24.413	244,1	4	69	11
13	14	35	R. DE ROSA	ITA	Althea BMW Racing Team	BMW S 1000 RR	25	45.901	1'24.840	250,4	1'24.311	249,2	3	30	17
14	12	15	A. DE ANGELIS	RSM	Pedercini Racing SC-Project	Kawasaki ZX-10RR	25	46.043	1'25.046	246,9	1'23.797	246,4	2	29	18
15	18	45	J. GAGNE	USA	Red Bull Honda World Superbike Team	Honda CBR1000RR	25	46.805	1'25.475	248,7	1'24.658	244,1	1	1	27
16	20	86	A. BADOVINI	ITA	Grillini Racing Team	Kawasaki ZX-10RR	25	54.463	1'25.316	245,2	1'25.303	244,1		14	21
17	16	88	R. KRUMMENACHER	SUI	Kawasaki Puccetti Racing	Kawasaki ZX-10RR	25	56.989	1'24.959	245,8	1'24.445	244,1		44	15
18	19	96	J. SMRZ	CZE	Guandalini Racing	Yamaha YZF R1	25	1'06.108	1'26.090	238,7	1'25.125	238,1			
19	21	37	O. JEZEK	CZE	Grillini Racing Team	Kawasaki ZX-10RR	25	1'11.766	1'26.139	240,8	1'25.669	244,7		12	22
-----Not Classified-----															
RET	5	50	E. LAVERTY	IRL	Milwaukee Aprilia	Aprilia RSV4 RF	10	15 Laps	1'24.351	252,8	1'23.242	254,6		79	10
RET	8	22	A. LOWES	GBR	Pata Yamaha Official WorldSBK Team	Yamaha YZF R1	6	19 Laps	1'24.741	251,0	1'23.553	248,7		141	5

AIR	Humidity:	41%	Temp:	28°C
TRACK	Condition:	Dry	Temp:	54°C

Records	Pole (SP2)	2014	T.Sykes	1'21.811	158,85 Km/h
	Race (RC2)	2014	D.Giugliano	1'23.403	155,82 Km/h
	Circuit (SP2)	2014	T.Sykes	1'21.811	158,85 Km/h
Race Fastest lap	Lap 3		J.Rea	1'23.533	155,58 Km/h

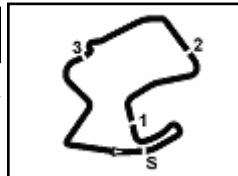
LAP LEADERS				
No. Rider	From	To	Laps	Total
66 T. SYKES	1	11	11	11
7 C. DAVIES	12	25	14	14

TOTAL LEADER LAPS				
No. Rider	Laps			
1 J. REA	125	22	A. LOWES	5
7 C. DAVIES	92	50	E. LAVERTY	2
66 T. SYKES	28	36	L. MERCADO	1
33 M. MELANDRI	19			
60 M. VAN DER MARK	13			
12 X. FORÉS	8			
81 J. TORRES	8			

Start 08/07/2017 14:00 End 14:37 The results are provisional until the end of the time limit for protests and appeals and the completion of the technical checks.

These data/results cannot be reproduced, stored and/or transmitted in whole or in part by any manner of electronic, mechanical, photocopying, recording, broadcasting or otherwise now known or herein after developed without the previous express consent by the copyright owner, except for reproduction in daily press and regular printed publications on sale to the public within 60 days of the event related to those data/results and always provided that copyright symbol appears together as follows below.

© DORNA WSBK ORGANIZATION Srl 2017



## US Round, 7-8-9 July 2017 World Superbike - Results Race 1

### Race Highlights

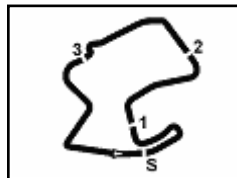
Time	No. Rider	Description
13.58.02		Warm-up Lap Start
14.00.49		Start
14.01.40		No Jump Start
14.09.49	22 Lowes	Crashed - Turn 5
14.10.13	22 Lowes	Out
14.15.08	50 Laverty	Crashed - Turn 3
14.15.48	50 Laverty	Out
14.37.07		End Of Session

08/07/2017      Start      End      The results are provisional until the end of the time limit for protests and appeals  
                         14:00      14:37      and the completion of the technical checks.

These data/results cannot be reproduced, stored and/or transmitted in whole or in part by any manner of electronic, mechanical, photocopying, recording, broadcasting or otherwise now known or herein after developed without the previous express consent by the copyright owner, except for reproduction in daily press and regular printed publications on sale to the public within 60 days of the event related to those data/results and always provided that copyright symbol appears together as follows below.

© DORNA WSBK ORGANIZATION Srl 2017





Mazda Raceway 3.610 m

**1 / 3**
**US Round, 7-8-9 July 2017**
**World Superbike - Lap Chart Race 1**

		Lap																							
	1	2	3	4	5	6	7	8	9	10	11	12	13	14	15	16	17	18	19	20	21	22	23	24	25
1	66	66	66	66	66	66	66	66	66	66	66	7	7	7	7	7	7	7	7	7	7	7	7	7	7
2	1	7	7	7	7	7	7	7	7	7	7	1	1	1	1	1	1	1	1	1	1	1	1	1	1
3	7	1	1	1	1	1	1	1	1	1	1	66	66	66	66	66	66	66	66	66	66	66	66	66	66
4	33	33	33	33	33	33	33	33	33	33	33	33	33	33	33	33	33	33	33	33	33	33	33	33	33
5	50	50	50	50	50	50	50	50	50	50	12	12	12	12	12	12	12	12	12	12	12	12	12	12	12
6	36	36	36	12	12	12	12	12	12	12	50	2	2	2	2	2	2	2	2	2	2	2	2	2	2
7	12	12	12	2	2	2	2	2	2	2	36	81	81	81	81	81	81	81	81	81	81	81	81	81	81
8	2	2	2	36	36	36	36	36	36	36	81	81	36	36	36	36	36	36	36	36	60	60	60	60	60
9	32	32	32	32	32	81	81	81	81	81	32	32	32	32	32	32	32	32	32	60	60	36	36	36	36
10	81	81	81	81	81	32	32	32	32	32	60	60	60	60	60	60	60	60	60	32	32	32	32	32	32
11	22	22	22	22	22	22	60	60	60	60	35	35	35	35	35	35	35	35	35	35	40	40	40	40	6
12	60	60	60	60	60	60	35	35	35	35	15	15	40	40	40	40	40	40	40	40	6	6	6	6	40
13	88	88	88	88	88	35	15	15	15	15	40	40	15	15	6	6	6	6	6	6	35	35	35	35	35
14	15	15	15	35	35	15	88	88	40	40	6	6	6	6	15	15	15	15	15	15	15	15	15	15	15
15	40	35	35	15	15	88	40	40	6	6	45	45	45	45	45	45	45	45	45	45	45	45	45	45	45
16	35	40	6	6	6	40	6	6	88	45	88	88	88	88	88	88	88	88	88	88	88	86	86	86	86
17	6	6	40	40	40	6	45	45	45	88	86	86	86	86	86	86	86	86	86	86	88	88	88	88	88
18	86	86	86	86	86	45	86	86	86	86	96	96	96	96	96	96	96	96	96	96	96	96	96	96	96
19	45	45	45	45	45	86	37	37	37	37	37	37	37	37	37	37	37	37	37	37	37	37	37	37	37
20	37	37	37	37	37	96	96	96	96	96															
21	96	96	96	96	96	96																			

Final Result		
1	7 C. DAVIES	Laps 25
2	1 J. REA	1.202
3	66 T. SYKES	5.798
4	33 M. MELANDRI	17.574
5	12 X. FORÉS	21.159
6	2 L. CAMIER	23.016
7	81 J. TORRES	31.986
8	60 M. VAN DER MARK	32.933
9	36 L. MERCADO	35.936
10	32 L. SAVADORI	36.912
11	6 S. BRADL	44.961
12	40 R. RAMOS	45.203
13	35 R. DE ROSA	45.901
14	15 A. DE ANGELIS	46.043
15	45 J. GAGNE	46.805
16	86 A. BADOVINI	54.463
17	88 R. KRUMMENACHER	56.989
18	96 J. SMRZ	1'06.108
19	37 O. JEZEK	1'11.766
RET	50 E. LAVERTY	15 Laps
RET	22 A. LOWES	19 Laps

08/07/2017

These data/results cannot be reproduced, stored and/or transmitted in whole or in part by any manner of electronic, mechanical, photocopying, recording, broadcasting or otherwise now known or herein after developed without the previous express consent by the copyright owner, except for reproduction in daily press and regular printed publications on sale to the public within 60 days of the event related to those data/results and always provided that copyright symbol appears together as follows below.

© DORNA WSBK ORGANIZATION Srl 2017

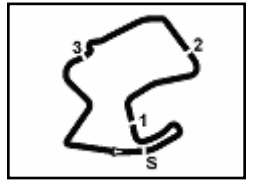
**FCR PERUGIA TIMING**


Official Tyre Supplier



Official Timekeeper




**US Round, 7-8-9 July 2017**
**World Superbike - Lap Chart Race 1**

9	<b>32 L.Savadori (ITA)</b>	17.202
10	<b>60 M.van der Mark (NED)</b>	17.493
11	<b>35 R.De Rosa (ITA)</b>	22.471
12	<b>40 R.Ramos (ESP)</b>	25.124
13	<b>15 A.De Angelis (RSM)</b>	25.560
14	<b>6 S.Bradl (GER)</b>	25.711
15	<b>45 J.Gagne (USA)</b>	26.024
16	<b>88 R.Krummenacher (SU)</b>	27.564
17	<b>86 A.Badovini (ITA)</b>	31.607
18	<b>96 J.Smrz (CZE)</b>	37.701
19	<b>37 O.Jezek (CZE)</b>	38.848

<b>Lap 15</b>		
1	<b>7 C.Davies (GBR)</b>	
2	<b>1 J.Rea (GBR)</b>	0.387
3	<b>66 T.Sykes (GBR)</b>	1.477
4	<b>33 M.Melandri (ITA)</b>	5.262
5	<b>12 X.Forés (ESP)</b>	11.920
6	<b>2 L.Camier (GBR)</b>	12.940
7	<b>81 J.Torres (ESP)</b>	17.834
8	<b>36 L.Mercado (ARG)</b>	18.187
9	<b>32 L.Savadori (ITA)</b>	18.655
10	<b>60 M.van der Mark (NED)</b>	19.117
11	<b>35 R.De Rosa (ITA)</b>	24.445
12	<b>40 R.Ramos (ESP)</b>	27.091
13	<b>6 S.Bradl (GER)</b>	27.646
14	<b>15 A.De Angelis (RSM)</b>	27.905
15	<b>45 J.Gagne (USA)</b>	28.170
16	<b>88 R.Krummenacher (SU)</b>	30.540
17	<b>86 A.Badovini (ITA)</b>	33.713
18	<b>96 J.Smrz (CZE)</b>	40.304
19	<b>37 O.Jezek (CZE)</b>	41.511

<b>Lap 16</b>		
1	<b>7 C.Davies (GBR)</b>	
2	<b>1 J.Rea (GBR)</b>	0.215
3	<b>66 T.Sykes (GBR)</b>	1.552
4	<b>33 M.Melandri (ITA)</b>	5.952
5	<b>12 X.Forés (ESP)</b>	12.572
6	<b>2 L.Camier (GBR)</b>	13.594
7	<b>81 J.Torres (ESP)</b>	19.175
8	<b>36 L.Mercado (ARG)</b>	19.405
9	<b>32 L.Savadori (ITA)</b>	19.858
10	<b>60 M.van der Mark (NED)</b>	20.408
11	<b>35 R.De Rosa (ITA)</b>	26.462
12	<b>40 R.Ramos (ESP)</b>	28.805
13	<b>6 S.Bradl (GER)</b>	29.120
14	<b>15 A.De Angelis (RSM)</b>	29.757
15	<b>45 J.Gagne (USA)</b>	30.038
16	<b>88 R.Krummenacher (SU)</b>	33.282
17	<b>86 A.Badovini (ITA)</b>	35.722
18	<b>96 J.Smrz (CZE)</b>	42.445
19	<b>37 O.Jezek (CZE)</b>	44.527

<b>Lap 17</b>		
1	<b>7 C.Davies (GBR)</b>	
2	<b>1 J.Rea (GBR)</b>	0.262
3	<b>66 T.Sykes (GBR)</b>	1.864
4	<b>33 M.Melandri (ITA)</b>	6.710
5	<b>12 X.Forés (ESP)</b>	13.497
6	<b>2 L.Camier (GBR)</b>	14.549
7	<b>81 J.Torres (ESP)</b>	20.643
8	<b>36 L.Mercado (ARG)</b>	21.006
9	<b>32 L.Savadori (ITA)</b>	21.317
10	<b>60 M.van der Mark (NED)</b>	21.820
11	<b>35 R.De Rosa (ITA)</b>	28.969
12	<b>40 R.Ramos (ESP)</b>	30.671
13	<b>6 S.Bradl (GER)</b>	30.844
14	<b>15 A.De Angelis (RSM)</b>	31.376
15	<b>45 J.Gagne (USA)</b>	31.945
16	<b>88 R.Krummenacher (SU)</b>	35.757
17	<b>86 A.Badovini (ITA)</b>	37.956
18	<b>96 J.Smrz (CZE)</b>	44.839
19	<b>37 O.Jezek (CZE)</b>	47.258

<b>Lap 18</b>		
1	<b>7 C.Davies (GBR)</b>	
2	<b>1 J.Rea (GBR)</b>	0.305
3	<b>66 T.Sykes (GBR)</b>	2.347
4	<b>33 M.Melandri (ITA)</b>	7.341
5	<b>12 X.Forés (ESP)</b>	14.066
6	<b>2 L.Camier (GBR)</b>	15.166
7	<b>81 J.Torres (ESP)</b>	21.797
8	<b>36 L.Mercado (ARG)</b>	22.066
9	<b>32 L.Savadori (ITA)</b>	22.432
10	<b>60 M.van der Mark (NED)</b>	22.607
11	<b>35 R.De Rosa (ITA)</b>	30.890
12	<b>40 R.Ramos (ESP)</b>	32.203
13	<b>6 S.Bradl (GER)</b>	32.347
14	<b>15 A.De Angelis (RSM)</b>	32.827
15	<b>45 J.Gagne (USA)</b>	33.274
16	<b>88 R.Krummenacher (SU)</b>	38.074
17	<b>86 A.Badovini (ITA)</b>	39.718
18	<b>96 J.Smrz (CZE)</b>	47.005
19	<b>37 O.Jezek (CZE)</b>	49.983

<b>Lap 19</b>		
1	<b>7 C.Davies (GBR)</b>	
2	<b>1 J.Rea (GBR)</b>	0.432
3	<b>66 T.Sykes (GBR)</b>	3.013
4	<b>33 M.Melandri (ITA)</b>	8.743
5	<b>12 X.Forés (ESP)</b>	15.165
6	<b>2 L.Camier (GBR)</b>	16.050
7	<b>81 J.Torres (ESP)</b>	23.255
8	<b>36 L.Mercado (ARG)</b>	23.767
9	<b>60 M.van der Mark (NED)</b>	24.171
10	<b>32 L.Savadori (ITA)</b>	24.548
11	<b>35 R.De Rosa (ITA)</b>	33.245
12	<b>40 R.Ramos (ESP)</b>	33.759
13	<b>6 S.Bradl (GER)</b>	34.084
14	<b>15 A.De Angelis (RSM)</b>	34.795
15	<b>45 J.Gagne (USA)</b>	34.991
16	<b>88 R.Krummenacher (SU)</b>	40.726
17	<b>86 A.Badovini (ITA)</b>	41.587
18	<b>96 J.Smrz (CZE)</b>	49.903
19	<b>37 O.Jezek (CZE)</b>	53.053

<b>Lap 20</b>		
1	<b>7 C.Davies (GBR)</b>	
2	<b>1 J.Rea (GBR)</b>	0.510
3	<b>66 T.Sykes (GBR)</b>	3.507
4	<b>33 M.Melandri (ITA)</b>	10.156
5	<b>12 X.Forés (ESP)</b>	16.113
6	<b>2 L.Camier (GBR)</b>	16.989
7	<b>81 J.Torres (ESP)</b>	24.541
8	<b>36 L.Mercado (ARG)</b>	25.515
9	<b>60 M.van der Mark (NED)</b>	25.694
10	<b>32 L.Savadori (ITA)</b>	26.132
11	<b>35 R.De Rosa (ITA)</b>	35.590
12	<b>40 R.Ramos (ESP)</b>	35.618
13	<b>6 S.Bradl (GER)</b>	35.842
14	<b>15 A.De Angelis (RSM)</b>	36.410
15	<b>45 J.Gagne (USA)</b>	36.844
16	<b>88 R.Krummenacher (SU)</b>	43.542
17	<b>86 A.Badovini (ITA)</b>	43.790
18	<b>96 J.Smrz (CZE)</b>	52.523
19	<b>37 O.Jezek (CZE)</b>	56.183

<b>Lap 21</b>		
1	<b>7 C.Davies (GBR)</b>	
2	<b>1 J.Rea (GBR)</b>	0.520
3	<b>66 T.Sykes (GBR)</b>	3.815
4	<b>33 M.Melandri (ITA)</b>	11.158
5	<b>12 X.Forés (ESP)</b>	16.850
6	<b>2 L.Camier (GBR)</b>	17.491
7	<b>81 J.Torres (ESP)</b>	25.766
8	<b>60 M.van der Mark (NED)</b>	26.995
9	<b>36 L.Mercado (ARG)</b>	27.371
10	<b>32 L.Savadori (ITA)</b>	27.931

11	<b>40 R.Ramos (ESP)</b>	37.364
12	<b>6 S.Bradl (GER)</b>	37.769
13	<b>35 R.De Rosa (ITA)</b>	38.395
14	<b>15 A.De Angelis (RSM)</b>	38.503
15	<b>45 J.Gagne (USA)</b>	38.736
16	<b>86 A.Badovini (ITA)</b>	45.905
17	<b>88 R.Krummenacher (SU)</b>	46.039
18	<b>96 J.Smrz (CZE)</b>	55.114
19	<b>37 O.Jezek (CZE)</b>	59.469

<b>Lap 22</b>		
1	<b>7 C.Davies (GBR)</b>	
2	<b>1 J.Rea (GBR)</b>	0.522
3	<b>66 T.Sykes (GBR)</b>	4.164
4	<b>33 M.Melandri (ITA)</b>	12.309
5	<b>12 X.Forés (ESP)</b>	17.901
6	<b>2 L.Camier (GBR)</b>	18.820
7	<b>81 J.Torres (ESP)</b>	27.549
8	<b>60 M.van der Mark (NED)</b>	28.374
9	<b>36 L.Mercado (ARG)</b>	29.405
10	<b>32 L.Savadori (ITA)</b>	29.842
11	<b>40 R.Ramos (ESP)</b>	39.342
12	<b>6 S.Bradl (GER)</b>	39.539
13	<b>35 R.De Rosa (ITA)</b>	40.415
14	<b>15 A.De Angelis (RSM)</b>	40.645
15	<b>45 J.Gagne (USA)</b>	40.866
16	<b>86 A.Badovini (ITA)</b>	48.269
17	<b>88 R.Krummenacher (SU)</b>	48.803
18	<b>96 J.Smrz (CZE)</b>	57.782
19	<b>37 O.Jezek (CZE)</b>	1'02.549

<b>Lap 23</b>		
1	<b>7 C.Davies (GBR)</b>	
2	<b>1 J.Rea (GBR)</b>	0.671
3	<b>66 T.Sykes (GBR)</b>	4.829
4	<b>33 M.Melandri (ITA)</b>	13.521
5	<b>12 X.Forés (ESP)</b>	18.875
6	<b>2 L.Camier (GBR)</b>	20.043
7	<b>81 J.Torres (ESP)</b>	29.129
8	<b>60 M.van der Mark (NED)</b>	29.802
9	<b>36 L.Mercado (ARG)</b>	31.684
10	<b>32 L.Savadori (ITA)</b>	31.759
11	<b>40 R.Ramos (ESP)</b>	41.065
12	<b>6 S.Bradl (GER)</b>	41.276
13	<b>35 R.De Rosa (ITA)</b>	41.961
14	<b>15 A.De Angelis (RSM)</b>	42.405
15	<b>45 J.Gagne (USA)</b>	42.649
16	<b>86 A.Badovini (ITA)</b>	50.320
17	<b>88 R.Krummenacher (SU)</b>	51.448
18	<b>96 J.Smrz (CZE)</b>	1'00.451
19	<b>37 O.Jezek (CZE)</b>	1'05.704

<b>Lap 24</b>		
1	<b>7 C.Davies (GBR)</b>	
2	<b>1 J.Rea (GBR)</b>	0.790
3	<b>66 T.Sykes (GBR)</b>	5.321
4	<b>33 M.Melandri (ITA)</b>	15.507
5	<b>12 X.Forés (ESP)</b>	19.839
6	<b>2 L.Camier (GBR)</b>	21.661
7	<b>81 J.Torres (ESP)</b>	30.339
8	<b>60 M.van der Mark (NED)</b>	31.404
9	<b>36 L.Mercado (ARG)</b>	34.386
10	<b>32 L.Savadori (ITA)</b>	34.653
11	<b>40 R.Ramos (ESP)</b>	42.942
12	<b>6 S.Bradl (GER)</b>	43.078
13	<b>35 R.De Rosa (ITA)</b>	43.839
14	<b>15 A.De Angelis (RSM)</b>	44.020
15	<b>45 J.Gagne (USA)</b>	44.564
16	<b>86 A.Badovini (ITA)</b>	52.425
17	<b>88 R.Krummenacher (SU)</b>	54.216
18	<b>96 J.Smrz (CZE)</b>	1'03.363
19	<b>37 O.Jezek (CZE)</b>	1'08.585

<b>Lap 25</b>		
---------------	--	--

08/07/2017

These data/results cannot be reproduced, stored and/or transmitted in whole or in part by any manner of electronic, mechanical, photocopying, recording, broadcasting or otherwise now known or herein after developed without the previous express consent by the copyright owner, except for reproduction in daily press and regular printed publications on sale to the public within 60 days of the event related to those data/results and always provided that copyright symbol appears together as follows below.

© DORNA WSBK ORGANIZATION Srl 2017

**FCR PERUGIA TIMING**


Official Tyre Supplier



Official Timekeeper



## US Round, 7-8-9 July 2017 World Superbike - Best Sector & Speed Race 1

**RESULTS**

1	7 C. DAVIES	Ducati Panigale R	Laps 25
2	1 J. REA	Kawasaki ZX-10RR	1.202
3	66 T. SYKES	Kawasaki ZX-10RR	5.798
4	33 M. MELANDRI	Ducati Panigale R	17.574
5	12 X. FORÉS	Ducati Panigale R	21.159
6	2 L. CAMIER	MV Agusta 1000 F4	23.016
7	81 J. TORRES	BMW S 1000 RR	31.986
8	60 M. VAN DER MARK	Yamaha YZF R1	32.933
9	36 L. MERCADO	Aprilia RSV4 RF	35.936
10	32 L. SAVADORI	Aprilia RSV4 RF	36.912
11	6 S. BRADL	Honda CBR1000RR	44.961
12	40 R. RAMOS	Kawasaki ZX-10RR	45.203
13	35 R. DE ROSA	BMW S 1000 RR	45.901
14	15 A. DE ANGELIS	Kawasaki ZX-10RR	46.043
15	45 J. GAGNE	Honda CBR1000RR	46.805
16	86 A. BADOVINI	Kawasaki ZX-10RR	54.463
17	88 R. KRUMMENACHER	Kawasaki ZX-10RR	56.989
18	96 J. SMRZ	Yamaha YZF R1	106.108
19	37 O. JEZEK	Kawasaki ZX-10RR	1'11.766
RET	50 E. LAVERTY	Aprilia RSV4 RF	15 Laos
RET	22 A. LOWES	Yamaha YZF R1	19 Laos

**SPEED**

1	7 C. DAVIES	Ducati Panigale R	257.0
2	33 M. MELANDRI	Ducati Panigale R	256.4
3	1 J. REA	Kawasaki ZX-10RR	255.8
4	50 E. LAVERTY	Aprilia RSV4 RF	252.8
5	36 L. MERCADO	Aprilia RSV4 RF	252.8
6	2 L. CAMIER	MV Agusta 1000 F4	252.2
7	32 L. SAVADORI	Aprilia RSV4 RF	252.2
8	81 J. TORRES	BMW S 1000 RR	251.6
9	22 A. LOWES	Yamaha YZF R1	251.0
10	66 T. SYKES	Kawasaki ZX-10RR	250.4
11	35 R. DE ROSA	BMW S 1000 RR	250.4
12	60 M. VAN DER MARK	Yamaha YZF R1	249.2
13	45 J. GAGNE	Honda CBR1000RR	248.7
14	15 A. DE ANGELIS	Kawasaki ZX-10RR	246.9
15	12 X. FORÉS	Ducati Panigale R	245.8
16	88 R. KRUMMENACHER	Kawasaki ZX-10RR	245.8
17	86 A. BADOVINI	Kawasaki ZX-10RR	245.2
18	6 S. BRADL	Honda CBR1000RR	244.7
19	40 R. RAMOS	Kawasaki ZX-10RR	243.0
20	37 O. JEZEK	Kawasaki ZX-10RR	240.8
21	96 J. SMRZ	Yamaha YZF R1	238.7

SEG. 1		SEG. 2		SEG. 3		SEG. 4		SEG. 5						
1	33 M. MELANDRI	2.573	1	1 J. REA	19.368	1	33 M. MELANDRI	17.708	1	66 T. SYKES	19.237	1	66 T. SYKES	24.422
2	1 J. REA	2.592	2	66 T. SYKES	19.400	2	1 J. REA	17.714	2	7 C. DAVIES	19.248	2	7 C. DAVIES	24.432
3	50 E. LAVERTY	2.596	3	7 C. DAVIES	19.432	3	7 C. DAVIES	17.763	3	1 J. REA	19.273	3	1 J. REA	24.488
4	7 C. DAVIES	2.596	4	33 M. MELANDRI	19.432	4	66 T. SYKES	17.801	4	33 M. MELANDRI	19.341	4	33 M. MELANDRI	24.647
5	36 L. MERCADO	2.608	5	2 L. CAMIER	19.577	5	2 L. CAMIER	17.863	5	12 X. FORÉS	19.400	5	12 X. FORÉS	24.686
6	32 L. SAVADORI	2.610	6	50 E. LAVERTY	19.581	6	12 X. FORÉS	17.873	6	50 E. LAVERTY	19.449	6	32 L. SAVADORI	24.749
7	35 R. DE ROSA	2.614	7	35 R. DE ROSA	19.633	7	32 L. SAVADORI	17.888	7	60 M. VAN DER MAR	19.467	7	2 L. CAMIER	24.762
8	66 T. SYKES	2.619	8	12 X. FORÉS	19.636	8	36 L. MERCADO	17.898	8	81 J. TORRES	19.517	8	50 E. LAVERTY	24.784
9	60 M. VAN DER MAR	2.621	9	88 R. KRUMMENAC	19.653	9	50 E. LAVERTY	17.919	9	22 A. LOWES	19.537	9	36 L. MERCADO	24.808
10	81 J. TORRES	2.625	10	40 R. RAMOS	19.654	10	81 J. TORRES	17.945	10	32 L. SAVADORI	19.560	10	22 A. LOWES	24.826
11	12 X. FORÉS	2.626	11	15 A. DE ANGELIS	19.672	11	22 A. LOWES	17.956	11	35 R. DE ROSA	19.561	11	81 J. TORRES	24.849
12	2 L. CAMIER	2.627	12	36 L. MERCADO	19.682	12	35 R. DE ROSA	17.970	12	36 L. MERCADO	19.563	12	60 M. VAN DER MAR	24.945
13	22 A. LOWES	2.631	13	22 A. LOWES	19.692	13	88 R. KRUMMENAC	17.986	13	2 L. CAMIER	19.567	13	15 A. DE ANGELIS	24.964
14	15 A. DE ANGELIS	2.635	14	81 J. TORRES	19.704	14	15 A. DE ANGELIS	17.988	14	40 R. RAMOS	19.601	14	88 R. KRUMMENAC	24.964
15	6 S. BRADL	2.639	15	32 L. SAVADORI	19.712	15	60 M. VAN DER MAR	18.034	15	86 A. BADOVINI	19.635	15	40 R. RAMOS	24.969
16	45 J. GAGNE	2.645	16	60 M. VAN DER MAR	19.725	16	40 R. RAMOS	18.071	16	45 J. GAGNE	19.639	16	6 S. BRADL	24.975
17	40 R. RAMOS	2.650	17	6 S. BRADL	19.790	17	6 S. BRADL	18.095	17	88 R. KRUMMENAC	19.655	17	35 R. DE ROSA	25.006
18	88 R. KRUMMENAC	2.657	18	45 J. GAGNE	19.819	18	86 A. BADOVINI	18.103	18	15 A. DE ANGELIS	19.669	18	86 A. BADOVINI	25.024
19	86 A. BADOVINI	2.660	19	86 A. BADOVINI	19.894	19	45 J. GAGNE	18.108	19	6 S. BRADL	19.670	19	45 J. GAGNE	25.047
20	37 O. JEZEK	2.682	20	96 J. SMRZ	19.911	20	96 J. SMRZ	18.150	20	37 O. JEZEK	19.819	20	96 J. SMRZ	25.176
21	96 J. SMRZ	2.711	21	37 O. JEZEK	19.983	21	37 O. JEZEK	18.252	21	96 J. SMRZ	19.946	21	37 O. JEZEK	25.243

08/07/2017

These data/results cannot be reproduced, stored and/or transmitted in whole or in part by any manner of electronic, mechanical, photocopying, recording, broadcasting or otherwise now known or herein after developed without the previous express consent by the copyright owner, except for reproduction in daily press and regular printed publications on sale to the public within 60 days of the event related to those data/results and always provided that copyright symbol appears together as follows below.

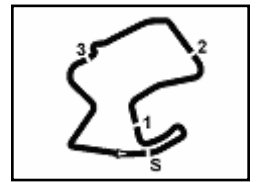
© DORNA WSBK ORGANIZATION Srl 2017











## US Round, 7-8-9 July 2017

### World Superbike - Chronological Analysis Race 1

Start at 14:00'20.772

2	2.727	20.071	<b>18.150</b>	19.966	<b>25.176</b>	<b>1'26.090</b>	234.5	14:03'21.986
3	<b>2.711</b>	19.985	18.357	20.243	25.443	1'26.739	<b>238.7</b>	14:04'48.725
4	2.746	19.922	18.178	20.182	25.527	1'26.555	235.0	14:06'15.280
5	2.716	19.995	18.313	20.026	25.452	1'26.502	235.5	14:07'41.782
6	2.778	20.297	18.400	20.488	25.349	1'27.312	229.9	14:09'09.094
7	2.734	19.924	18.430	20.121	25.337	1'26.546	238.1	14:10'35.640
8	2.734	20.126	18.376	20.036	25.442	1'26.714	234.5	14:12'02.354
9	2.745	<b>19.911</b>	18.354	<b>19.946</b>	25.593	1'26.549	233.5	14:13'28.903
10	2.753	19.972	18.360	20.040	25.726	1'26.851	232.4	14:14'55.754
11	2.728	20.194	18.364	20.016	25.474	1'26.776	237.6	14:16'22.530
12	2.762	20.012	18.278	20.011	25.560	1'26.623	233.5	14:17'49.153
13	2.776	20.139	18.330	20.055	25.661	1'26.961	233.5	14:19'16.114
14	2.792	20.158	18.269	20.124	25.552	1'26.895	229.4	14:20'43.009
15	2.794	20.109	18.383	20.142	25.470	1'26.898	229.9	14:22'09.907
16	2.778	20.071	18.411	20.043	25.384	1'26.687	230.4	14:23'36.594
17	2.786	19.975	18.263	20.128	25.567	1'26.719	229.9	14:25'03.313
18	2.801	20.088	18.431	20.157	25.453	1'26.930	228.0	14:26'30.243
19	2.790	20.284	18.468	20.190	25.544	1'27.276	229.4	14:27'57.519
20	2.801	20.226	18.386	20.234	25.457	1'27.104	228.0	14:29'24.623
21	2.795	20.091	18.464	20.172	25.787	1'27.309	228.0	14:30'51.932
22	2.791	20.132	18.421	20.302	25.604	1'27.250	230.9	14:32'19.182
23	2.806	20.203	18.476	20.269	25.542	1'27.296	227.5	14:33'46.478
24	2.800	20.152	18.535	20.290	25.817	1'27.594	230.9	14:35'14.072
25	2.802	20.292	18.506	20.276	25.744	1'27.620	229.9	14:36'41.692

#### 37 O. JEZEK (1'26.139)

Lap	Seg. 1	Seg. 2	Seg. 3	Seg. 4	Seg. 5	Lap Time	km/h	Local Time
1			18.705	20.285	25.545	1'34.760		14:01'55.532
2	<b>2.682</b>	20.143	<b>18.252</b>	<b>19.819</b>	<b>25.243</b>	<b>1'26.139</b>	<b>240.8</b>	14:03'21.671
3	2.686	20.192	18.322	20.135	25.348	1'26.683	239.7	14:04'48.354
4	2.701	<b>19.983</b>	18.300	20.280	25.459	1'26.723	238.7	14:06'15.077
5	2.720	20.029	18.260	19.970	25.725	1'26.704	235.0	14:07'41.781
6	2.701	20.293	18.347	20.002	25.442	1'26.785	235.5	14:09'08.566
7	2.716	20.234	18.504	20.062	25.426	1'26.942	237.1	14:10'35.508
8	2.733	20.151	18.315	19.971	25.424	1'26.594	235.0	14:12'02.102
9	2.732	19.986	18.404	19.876	25.400	1'26.398	232.9	14:13'28.500
10	2.712	20.213	18.385	20.041	25.688	1'27.039	236.0	14:14'55.539
11	2.731	20.247	18.309	20.591	25.379	1'27.257	232.4	14:16'22.796
12	2.717	20.343	18.384	20.035	25.968	1'27.447	229.4	14:17'50.243
13	2.713	20.275	18.389	20.208	25.461	1'27.046	235.5	14:19'17.289
14	2.713	20.190	18.352	20.240	25.372	1'26.867	235.5	14:20'44.156
15	2.714	20.211	18.449	20.005	25.579	1'26.958	237.6	14:22'11.114
16	2.710	20.251	18.427	20.520	25.654	1'27.562	236.5	14:23'38.676
17	2.733	20.228	18.422	20.052	25.621	1'27.056	234.0	14:25'05.732
18	2.758	20.264	18.485	20.380	25.602	1'27.489	231.4	14:26'33.221
19	2.738	20.382	18.461	20.179	25.688	1'27.448	228.0	14:28'00.669
20	2.728	20.322	18.439	20.386	25.739	1'27.614	233.5	14:29'28.283
21	2.748	20.504	18.566	20.317	25.869	1'28.004	232.4	14:30'56.287
22	2.727	20.500	18.494	20.318	25.623	1'27.662	235.0	14:32'23.949
23	2.750	20.352	18.598	20.238	25.844	1'27.782	232.4	14:33'51.731
24	2.756	20.319	18.562	20.262	25.664	1'27.563	231.9	14:35'19.294
25	2.738	20.442	18.608	20.451	25.817	1'28.056	231.4	14:36'47.350

#### 50 E. LAVERTY (1'24.351)

Lap	Seg. 1	Seg. 2	Seg. 3	Seg. 4	Seg. 5	Lap Time	km/h	Local Time
1			18.054	19.767	24.841	1'30.359		14:01'51.131
2	<b>2.596</b>	<b>19.581</b>	<b>17.919</b>	<b>19.449</b>	24.806	<b>1'24.351</b>	<b>252.8</b>	14:03'15.482
3	2.621	19.585	18.022	19.594	25.010	1'24.832	251.0	14:04'40.314
4	2.621	19.609	18.037	19.570	24.895	1'24.732	251.0	14:06'05.046
5	2.634	19.686	18.064	19.522	24.868	1'24.774	248.7	14:07'29.820
6	2.628	19.698	18.153	19.540	24.894	1'24.913	249.2	14:08'54.733
7	2.629	19.697	18.214	19.551	<b>24.784</b>	1'24.875	251.0	14:10'19.608
8	2.634	19.865	18.282	19.684	25.000	1'25.465	248.7	14:11'45.073
9	2.625	19.703	18.284	19.680	24.912	1'25.204	248.7	14:13'10.277
10	2.631	19.808	18.207	19.597	25.432	1'25.675	248.7	14:14'35.952

#### 22 A. LOWES (1'24.741)

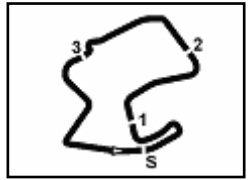
Lap	Seg. 1	Seg. 2	Seg. 3	Seg. 4	Seg. 5	Lap Time	km/h	Local Time
1			18.307	19.709	25.101	1'32.084		14:01'52.856
2	2.634	<b>19.692</b>	18.086	19.574	<b>24.826</b>	1'24.812	249.8	14:03'17.668
3	2.636	19.740	<b>17.956</b>	<b>19.537</b>	24.872	<b>1'24.741</b>	248.7	14:04'42.409
4	<b>2.631</b>	19.763	18.070	19.569	25.126	1'25.159	250.4	14:06'07.568
5	2.634	19.743	18.103	19.621	25.169	1'25.270	<b>251.0</b>	14:07'32.838
6	<b>2.631</b>	19.902	18.099	19.734	25.239	1'25.605	248.1	14:08'58.443

08/07/2017

P = Pits In/Out - C = Lap-Time Cancelled

These data/results cannot be reproduced, stored and/or transmitted in whole or in part by any manner of electronic, mechanical, photocopying, recording, broadcasting or otherwise now known or herein after developed without the previous express consent by the copyright owner, except for reproduction in daily press and regular printed publications on sale to the public within 60 days of the event related to those data/results and always provided that copyright symbol appears together as follows below.

© DORNA WSBK ORGANIZATION Srl 2017

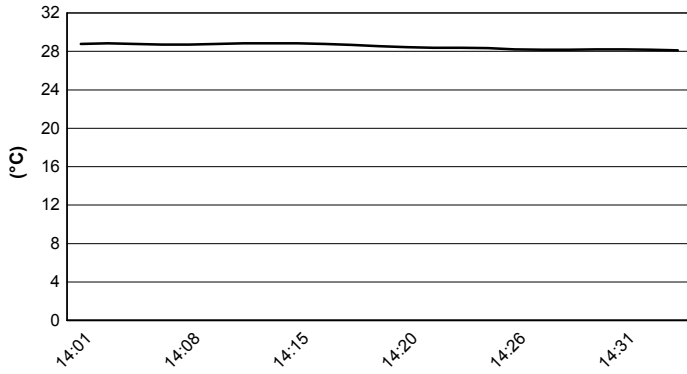


Mazda Raceway 3.610 m

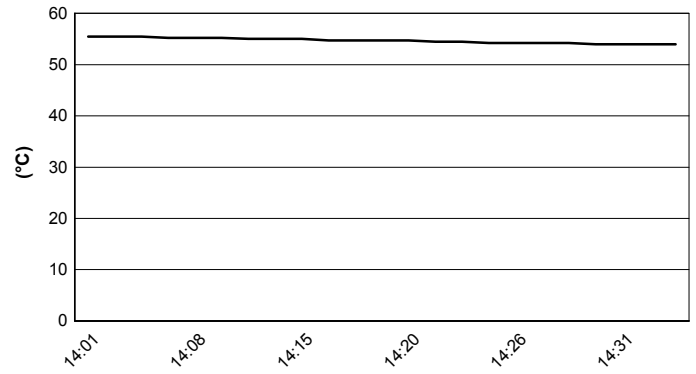
**US Round, 7-8-9 July 2017**  
**World Superbike - Weather Report Race 1**

Session started 14:01      Session ended 14:37


**Air Temperature**



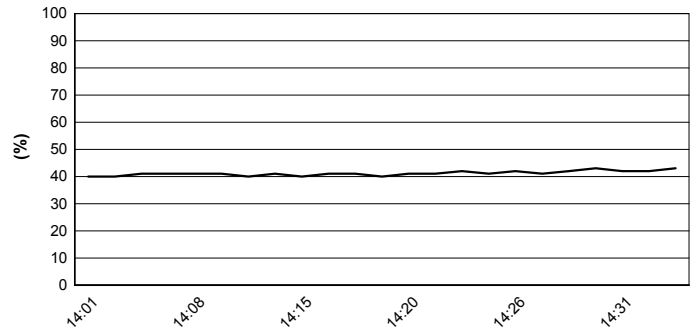
**Track Temperature**



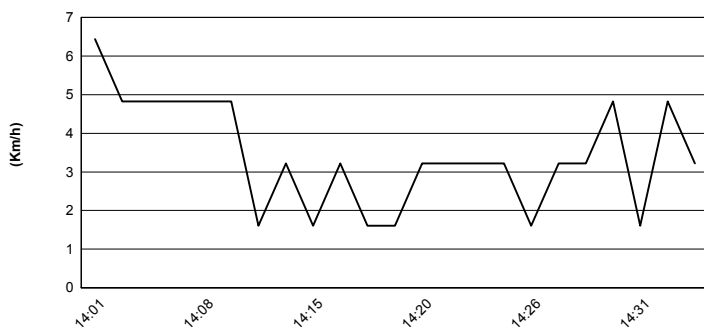
**Air Pressure**



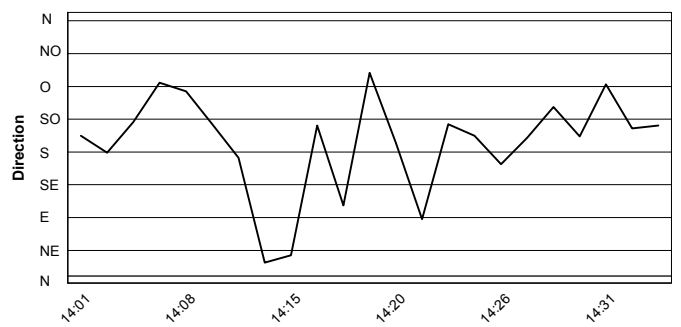
**Humidity**



**Wind Speed**



**Wind Direction**



08/07/2017

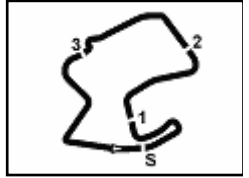
These data/results cannot be reproduced, stored and/or transmitted in whole or in part by any manner of electronic, mechanical, photocopying, recording, broadcasting or otherwise now known or herein after developed without the previous express consent by the copyright owner, except for reproduction in daily press and regular printed publications on sale to the public within 60 days of the event related to those data/results and always provided that copyright symbol appears together as follows below.  
© DORNA WSBK ORGANIZATION Srl 2017



Official Tyre Supplier



Official Timekeeper



## US Round, 7-8-9 July 2017 World Superbike - Championship Standings

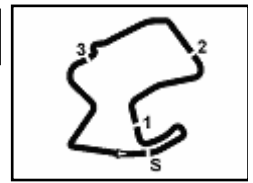
Mazda Raceway 3.610 m

1 / 2

Points	Points From First	Points From Previous	Rounds																
			February 26 PHILLIP ISLAND	March 12 BURIRAM	April 2 ARAGÓN	April 30 ASSEN	May 14 IMOLA	May 28 DONINGTON PARK	June 18 MISANO	July 9 LAGUNA SECA	August 20 LAUSITZRING	September 17 PORTIMÃO	October 1 MAGNY COURS	October 22 JEREZ	November 4 LOSAIL				
<b>1 REA</b> Jonathan (GBR)	<b>316</b>		25 25 1 1	25 25 1 1	25 20 1 1	25 25 1 1	20 20 1 1	0 25 1 1	16 20 1 1	20									
<b>2 SYKES</b> Tom (GBR)	<b>262</b> 54		16 10 3 3	16 20 3 3	16 13 2 3	20 20 2 2	13 16 2 3	25 20 2 2	25 16 2 2	16									
<b>3 DAVIES</b> Chaz (GBR)	<b>210</b> 106 52		20 20 2 2	20 10 2 2	0 25 3 2	0 16 4 3	25 25 3 2	8 16 3 3	0 0 3 3	25									
<b>4 MELANDRI</b> Marco (ITA)	<b>176</b> 140 34		0 16 7	13 16 5 5	20 16 4 4	16 0 3 4	16 11 4 4	13 0 4 4	1 25 5 4	13									
<b>5 LOWES</b> Alex (GBR)	<b>141</b> 175 35		13 13 4 3	10 13 4 4	13 3 5 5	0 11 5 5	8 10 5 5	16 11 5 5	20 0 4 5	0									
<b>6 VAN DER MARK</b> Michael (NED)	<b>123</b> 193 18		7 9 9 7	11 0 6 8	11 11 7 6	0 13 7 6	9 7 6 7	11 13 7 6	0 13 7 6	8									
<b>7 FORÉS</b> Xavi (ESP)	<b>121</b> 195 2		10 11 6 5	5 8 8 6	0 10 8 8	13 3 6 7	11 13 6 6	6 9 6 7	11 0 6 7	11									
<b>8 CAMIER</b> Leon (GBR)	<b>99</b> 217 22		11 8 5 6	8 0 6 8	5 6 9 9	6 10 9 9	10 0 8 9	10 10 8 8	5 0 8 8	10									
<b>9 TORRES</b> Jordi (ESP)	<b>94</b> 222 5		9 0 7 10	9 11 9 7	10 9 6 7	0 9 8 8	0 8 9 8	7 0 9 9	13 0 9 9	9									
<b>10 LAVERTY</b> Eugene (IRL)	<b>79</b> 237 15		8 6 8 9	0 1 10 11	8 7 11 10	8 8 10 10	0 9 10 10	3 0 10 10	10 11 10 10	0									
<b>11 RAMOS</b> Román (ESP)	<b>69</b> 247 10		3 2 13 15	1 7 17 13	0 5 14 14	9 5 13 13	7 5 12 11	5 8 11 11	8 0 11 11	4									
<b>12 BRADL</b> Stefan (GER)	<b>59</b> 257 10		1 1 15 18	6 0 15 17	7 4 13 12	10 6 11 12	6 2 11 12	0 5 12 12	0 6 12 12	5									
<b>13 MERCADO</b> Leandro (ARG)	<b>57</b> 259 2		0 0	0 0	9 8	7 4	0 6	9 0	0 7	7									
<b>14 SAVADORI</b> Lorenzo (ITA)	<b>55</b> 261 2		0 7 11	3 0 12 15	0 0 17 18	11 0 15 15	4 3 15 15	4 0 15 15	7 10 15 14	6									
<b>15 KRUMMENACHER</b> Randy (SUJ)	<b>44</b> 272 11		6 0 10 14	4 0 12 15	2 2 16 16	5 2 16 15	3 1 16 16	2 0 16 16	9 8 16 15	0									
<b>16 HAYDEN</b> Nick (USA)	<b>40</b> 276 4		5 0 11 15	7 9 11 10	6 0 10 11	2 7 11 11	0 4 13 13	0 0 14 14	0 0 14 16	0									
<b>17 DE ROSA</b> Raffaele (ITA)	<b>30</b> 286 10		0 0	0 0	0 0	3 0 22 22	2 0 19 19	1 6 20 20	6 9 20 17	3									
<b>18 DE ANGELIS</b> Alex (RSM)	<b>29</b> 287 1		2 5 14 11	0 5 16 14	1 0 14 17	4 1 18 18	5 0 17 17	0 0 17 17	4 0 17 17	2									
<b>19 HASLAM</b> Leon (GBR)	<b>20</b> 296 9		0 0	0 0	0 0	0 0	0 0	20 0 18 18	0 0 18 19	0									
<b>20 REITERBERGER</b> Markus (GER)	<b>19</b> 297 1		4 3 12 11	2 6 14 11	4 0 12 12	0 0 16 17	0 0 18 18	0 0 19 19	0 0 19 20	0									
<b>21 BADOVINI</b> Ayrton (ITA)	<b>14</b> 302 5		0 0	0 2 21	0 0 23 23	1 0 22 22	1 0 20 20	0 2 21 23	3 5 21 21	0									
<b>22 JEZEK</b> Ondrej (CZE)	<b>12</b> 304 2		0 0	0 3 20	0 0 21 22	0 0 22 22	0 0 24 24	0 3 25 23	2 4 22 22	0									
<b>23 RUSSO</b> Riccardo (ITA)	<b>8</b> 308 4		0 0	0 4 18	0 0 19 19	0 0 19 19	0 0 20 20	0 4 21 21	0 0 22 23	0									
<b>24 DIXON</b> Jake (GBR)	<b>7</b> 309 1		0 0	0 0	0 0	0 0	0 0	0 7 22	0 0 24 24	0									
<b>25 BROOKES</b> Joshua (AUS)	<b>4</b> 312 3		0 4 17	0 0 18 18	0 0 19 19	0 0 19 19	0 0 20 20	0 0 21 25	0 0 25 25	0									

08/07/2017 First Line: Championship Standings - Second Line: Ranking Progression  
These data/results cannot be reproduced, stored and/or transmitted in whole or in part by any manner of electronic, mechanical, photocopying, recording, broadcasting or otherwise now known or herein after developed without the previous express consent by the copyright owner, except for reproduction in daily press and regular printed publications on sale to the public within 60 days of the event related to those data/results and always provided that copyright symbol appears together as follows below.  
© DORNA WSBK ORGANIZATION Srl 2017





Mazda Raceway 3.610 m

**US Round, 7-8-9 July 2017**  
**World Superbike - Championship Standings**

	Points	Points From First	Points From Previous	February 26 PHILLIP ISLAND		March 12 BURIRAM		April 2 ARAGÓN		April 30 ASSEN		May 14 IMOLA		May 28 DONINGTON PARK		June 18 MISANO		July 9 LAGUNA SECA		August 20 LAUSITZRING		September 17 PORTIMÃO		October 1 MAGNY COURS		October 22 JEREZ		November 4 LOSAIL			
				1	2	1	2	1	2	1	2	1	2	1	2	1	2	1	2	1	2	1	2	1	2	1	2	1	2	1	2
<b>26 SIMON</b> Julian (ESP)	<b>4</b>	312	0	0	0	0	0	<b>3</b>	<b>1</b>	0	0	0	0	0	0	0	0	0	0	0	0										
<b>27 GAGNE</b> Jake (USA)	<b>1</b>	315	3	0	0	0	0	0	0	0	0	0	0	0	0	0	0	<b>1</b>	<b>27</b>												

08/07/2017

First Line: Championship Standings - Second Line: Ranking Progression

These data/results cannot be reproduced, stored and/or transmitted in whole or in part by any manner of electronic, mechanical, photocopying, recording, broadcasting or otherwise now known or herein after developed without the previous express consent by the copyright owner, except for reproduction in daily press and regular printed publications on sale to the public within 60 days of the event related to those data/results and always provided that copyright symbol appears together as follows below.

© DORNA WSBK ORGANIZATION Srl 2017

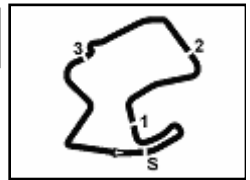
FKR PERUGIA TIMING



Official Tyre Supplier



Official Timekeeper



## US Round, 7-8-9 July 2017 World Superbike - Manufacturers Standings

Mazda Raceway 3.610 m

Points	Points From First	Points From Previous	February 26 PHILLIP ISLAND		March 12 BURIRAM		April 2 ARAGÓN		April 30 ASSEN		May 14 IMOLA		May 28 DONINGTON PARK		June 18 MISANO		July 9 LAGUNA SECA		August 20 LAUSITZRING		September 17 PORTIMÃO		October 1 MAGNY COURS		October 22 JEREZ		November 4 LOSAIL		
			1	2	1	2	1	2	1	2	1	2	1	2	1	2	1	2	1	2	1	2	1	2	1	2	1	2	1
1	KAWASAKI	350	25	25	25	25	25	20	25	25	20	20	25	25	25	20	20	1											
2	DUCATI	293	57	20	20	20	16	20	16	16	25	25	13	16	11	25	25	2											
3	YAMAHA	176	174	13	13	11	13	13	11	13	9	10	16	13	20	13	8												
4	BMW	117	233	9	3	9	11	10	9	3	9	2	8	7	6	13	9	9											
5	APRILIA	105	245	8	7	3	1	9	8	11	8	4	9	9	10	11	7												
6	MV AGUSTA	99	251	11	8	8		5	6	6	10	10	10	10	5	10	10												
7	HONDA	76	274	5	1	7	9	7	4	10	7	6	4	7	5	6	5												

08/07/2017

First Line: Championship Standings - Second Line: Ranking Progression

These data/results cannot be reproduced, stored and/or transmitted in whole or in part by any manner of electronic, mechanical, photocopying, recording, broadcasting or otherwise now known or herein after developed without the previous express consent by the copyright owner, except for reproduction in daily press and regular printed publications on sale to the public within 60 days of the event related to those data/results and always provided that copyright symbol appears together as follows below.

© DORNA WSBK ORGANIZATION Srl 2017

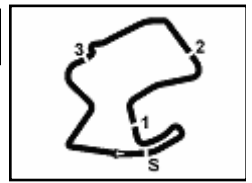
PIRELLI PERUGIA TIMING



Official Tyre Supplier



Official Timekeeper



Mazda Raceway 3.610 m

**US Round, 7-8-9 July 2017**  
**World Superbike - Pirelli Best Lap Award**

Points	Points From First	Points From Previous	February 26	March 12	April 2	April 30	May 14	May 28	June 18	July 9	August 20	September 17	October 1	October 22	November 4	
			PHILLIP ISLAND	BURIRAM	ARAGÓN	ASSEN	IMOLA	DONINGTON PARK	MISANO	LAGUNA SECA	LAUSITZRING	PORTIMÃO	MAGNY COURS	JEREZ	LOSAIL	
<b>Fastest Laps</b>																
<b>1 REA</b> Jonathan (GBR)	<b>8</b>		1	1	1	1 1		1		1	1					
<b>2 DAVIES</b> Chaz (GBR)	<b>3 5</b>				1		1 1									
<b>3 MELANDRI</b> Marco (ITA)	<b>2 6 1</b>		1	1												
<b>4 SYKES</b> Tom (GBR)	<b>1 7 1</b>							1								
<b>5 VAN DER MARK</b> Michael (NED)	<b>1 7 0</b>								1							

08/07/2017

These data/results cannot be reproduced, stored and/or transmitted in whole or in part by any manner of electronic, mechanical, photocopying, recording, broadcasting or otherwise now known or herein after developed without the previous express consent by the copyright owner, except for reproduction in daily press and regular printed publications on sale to the public within 60 days of the event related to those data/results and always provided that copyright symbol appears together as follows below.

© DORNA WSBK ORGANIZATION Srl 2017

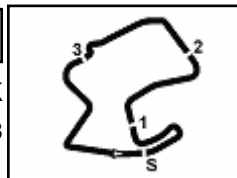
FIKR PERUGIA TIMING



Official Tyre Supplier



Official Timekeeper



## US Round, 7-8-9 July 2017 World Superbike - Best Laps & Speeds

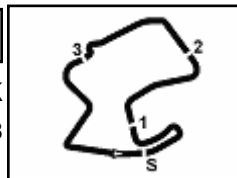
No.	Rider		Best Lap		FP1		FP2		FP3		SP1		SP2		RC1	
	Nat	Bike	laps	speed	laps	speed	laps	speed	laps	speed	laps	speed	laps	speed	laps	speed
1	66	T. SYKES	103	250,9	24	249,2	30	249,8	17	250,9	7	250,9	25	250,4		
		GBR Kawasaki ZX-10RR														
2	1	J. REA	102	255,7	25	252,1	32	253,3	13	252,7	7	251,5	25	255,7		
		GBR Kawasaki ZX-10RR														
3	7	C. DAVIES	97	257,0	24	254,5	27	256,4	15	255,1	6	252,7	25	257,0		
		GBR Ducati Panigale R														
4	33	M. MELANDRI	94	256,4	24	252,1	26	256,4	13	253,9	6	254,5	25	256,4		
		ITA Ducati Panigale R														
5	50	E. LAVERTY	78	254,5	21	250,9	25	253,3	15	250,9	7	254,5	10	252,7		
		IRL Aprilia RSV4 RF														
6	36	L. MERCADO	106	252,7	27	250,9	29	251,5	11	250,4	8	250,4	6	249,8	25	252,7
		ARG Aprilia RSV4 RF														
7	12	X. FORÉS	83	246,9	13	243,5	26	246,9	11	243,5	8	242,4	25	245,7		
		ESP Ducati Panigale R														
8	22	A. LOWES	84	250,9	26	247,5	29	249,2	15	249,2	8	248,6	6	250,9		
		GBR Yamaha YZF R1														
9	2	L. CAMIER	96	252,1	19	248,6	32	248,0	12	247,5	8	248,0	25	252,1		
		GBR MV Agusta 1000 F4														
10	32	L. SAVADORI	97	252,1	16	243,0	31	249,2	12	248,0	6	247,5	7	250,4	25	252,1
		ITA Aprilia RSV4 RF														
11	81	J. TORRES	102	251,5	27	245,7	29	245,2	13	247,5	8	247,5	25	251,5		
		ESP BMW S 1000 RR														
12	15	A. DE ANGELIS	94	249,8	25	246,9	26	248,6	12	249,8	6	246,3	25	246,9		
		RSM Kawasaki ZX-10RR														
13	60	M. VAN DER MARK	100	249,2	27	245,7	32	247,5	7	244,6	9	246,3	25	249,2		
		NED Yamaha YZF R1														
14	35	R. DE ROSA	84	253,3	23	249,8	20	253,3	9	249,8	7	249,2	25	250,4		
		ITA BMW S 1000 RR														
15	40	R. RAMOS	98	246,3	24	240,8	27	246,3	14	245,2	8	244,1	25	243,0		
		ESP Kawasaki ZX-10RR														
16	88	R. KRUMMENACHER	103	245,7	31	241,9	26	243,0	14	242,4	7	244,1	25	245,7		
		SUI Kawasaki ZX-10RR														
17	6	S. BRADL	93	244,6	23	239,7	24	241,3	12	243,0	9	243,5	25	244,6		
		GER Honda CBR1000RR														
18	45	J. GAGNE	104	248,6	28	240,8	28	243,5	14	243,5	9	244,1	25	248,6		
		USA Honda CBR1000RR														
19	96	J. SMRZ	86	238,6	16	220,9	26	234,4	12	234,4	7	238,1	25	238,6		
		CZE Yamaha YZF R1														
20	86	A. BADOVINI	80	245,2	22	242,4	18	245,2	9	244,6	6	244,1	25	245,2		
		ITA Kawasaki ZX-10RR														

08/07/2017

These data/results cannot be reproduced, stored and/or transmitted in whole or in part by any manner of electronic, mechanical, photocopying, recording, broadcasting or otherwise now known or herein after developed without the previous express consent by the copyright owner, except for reproduction in daily press and regular printed publications on sale to the public within 60 days of the event related to those data/results and always provided that copyright symbol appears together as follows below.

© DORNA WSBK ORGANIZATION Srl 2017





Mazda Raceway 3.610 m

## US Round, 7-8-9 July 2017 World Superbike - Best Laps & Speeds

2 / 2

No.	Rider		Best Lap		FP1		FP2		FP3		SP1		SP2		RC1	
	Nat	Bike	laps	speed	laps	speed	laps	speed	laps	speed	laps	speed	laps	speed	laps	speed
21	37	O. JEZEK	1'25.669		1'26.836				1'26.261		1'25.669				1'26.139	
		CZE Kawasaki ZX-10RR	73	244,6	25	236,0			15	237,6	8	244,6			25	240,8

08/07/2017

These data/results cannot be reproduced, stored and/or transmitted in whole or in part by any manner of electronic, mechanical, photocopying, recording, broadcasting or otherwise now known or herein after developed without the previous express consent by the copyright owner, except for reproduction in daily press and regular printed publications on sale to the public within 60 days of the event related to those data/results and always provided that copyright symbol appears together as follows below.

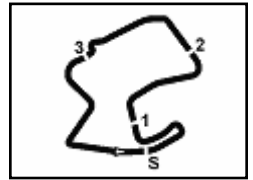
© DORNA WSBK ORGANIZATION Srl 2017

**FKR PERUGIA TIMING**


Official Tyre Supplier



Official Timekeeper



Mazda Raceway 3.610 m

## US Round, 7-8-9 July 2017

### World Superbike - Provisional Starting Grid - Race 2

25 Laps x 3,610 km = 90,250 km

Pos	Number	Name	Team
1	33	MELANDRI M.	Ducati
2	81	TORRES J.	BMW
3	66	SYKES T.	Kawasaki
4	50	LAVERTY E.	Aprilia
5	15	DE ANGELIS A.	Kawasaki
6	88	KRUMMENACHER R.	Kawasaki
7	96	SMRZ J.	Yamaha
8	1	REA J.	Kawasaki
9	7	DAVIES C.	Ducati
10	5	VAN DER MARK M.	Yamaha
11	22	LOWES A.	Yamaha
12	32	SAVADORI L.	Aprilia
13	12	FORÉS X.	Ducati
14	35	DE ROSA R.	BMW
15	40	RAMOS R.	Kawasaki
16	6	BRADL S.	Honda
17	3	CAMIER L.	MV Agusta
18	45	GAGNE J.	Honda
19	20	BADOVINI A.	Kawasaki
20	2	MERCADO L.	Aprilia
21	37	JEZEK O.	Kawasaki

08/07/2017 Jury President .....

..... Race Director

These data/results cannot be reproduced, stored and/or transmitted in whole or in part by any manner of electronic, mechanical, photocopying, recording, broadcasting or otherwise now known or herein after developed without the previous express consent by the copyright owner, except for reproduction in daily press and regular printed publications on sale to the public within 60 days of the event related to those data/results and always provided that copyright symbol appears together as follows below.

© DORNA WSBK ORGANIZATION Srl 2017

FKR PERUGIA TIMING



Official Tyre Supplier



Official Timekeeper