

Mazda Raceway 3.610 m

US Round, 7-8-9 July 2017

World Superbike - Chronological Analysis Race 1

Start at 14:00'20.772

1 / 4

7 C. DAVIES (1'23.597)								
Lap	Seg. 1	Seg. 2	Seg. 3	Seg. 4	Seg. 5	Lap Time	km/h	Local Time
1			17.926	19.328	24.781	1'29.271		14:01'50.043
2	2.633	19.494	17.763	19.275	24.432	1'23.597	247.5	14:03'13.640
3	2.596	19.454	17.799	19.317	24.527	1'23.693	254.6	14:04'37.333
4	2.599	19.465	17.821	19.390	24.730	1'24.005	255.2	14:06'01.338
5	2.604	19.432	17.926	19.300	24.601	1'23.863	254.6	14:07'25.201
6	2.597	19.512	17.941	19.479	24.742	1'24.271	255.8	14:08'49.472
7	2.605	19.651	17.962	19.406	24.694	1'24.318	253.4	14:10'13.790
8	2.597	19.642	18.006	19.375	24.807	1'24.427	257.0	14:11'38.217
9	2.600	19.595	17.995	19.272	24.836	1'24.298	254.6	14:13'02.515
10	2.610	19.575	17.958	19.489	24.710	1'24.342	254.0	14:14'26.857
11	2.608	19.681	18.090	19.440	24.758	1'24.577	251.0	14:15'51.434
12	2.607	19.877	18.062	19.479	24.719	1'24.744	248.1	14:17'16.178
13	2.619	19.705	17.971	19.248	24.695	1'24.238	252.8	14:18'40.416
14	2.623	19.649	18.017	19.874	24.729	1'24.892	250.4	14:20'05.308
15	2.629	19.486	17.996	19.304	24.880	1'24.295	250.4	14:21'29.603
16	2.626	19.666	18.004	19.346	24.904	1'24.546	249.8	14:22'54.149
17	2.622	19.559	18.050	19.321	24.773	1'24.325	251.6	14:24'18.474
18	2.623	19.709	18.091	19.488	24.853	1'24.764	249.8	14:25'43.238
19	2.631	19.555	18.043	19.322	24.827	1'24.378	250.4	14:27'07.616
20	2.624	19.547	18.097	19.414	24.802	1'24.484	251.0	14:28'32.100
21	2.633	19.622	18.132	19.378	24.953	1'24.718	249.8	14:29'56.818
22	2.626	19.658	18.054	19.315	24.929	1'24.582	251.0	14:31'21.400
23	2.623	19.658	18.117	19.385	24.844	1'24.627	251.6	14:32'46.027
24	2.626	19.717	18.102	19.322	24.915	1'24.682	251.6	14:34'10.709
25	2.620	19.729	18.091	19.502	24.933	1'24.875	251.6	14:35'35.584

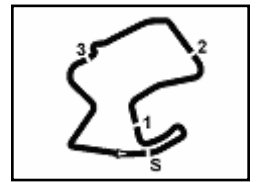
1 J. REA (1'23.533)								
Lap	Seg. 1	Seg. 2	Seg. 3	Seg. 4	Seg. 5	Lap Time	km/h	Local Time
1			17.897	19.329	24.614	1'29.235		14:01'50.007
2	2.597	19.725	17.820	19.478	24.542	1'24.162	254.0	14:03'14.169
3	2.608	19.368	17.714	19.355	24.488	1'23.533	252.2	14:04'37.702
4	2.600	19.493	17.789	19.464	24.614	1'23.960	254.0	14:06'01.662
5	2.594	19.476	17.822	19.320	24.573	1'23.785	254.0	14:07'25.447
6	2.600	19.524	17.952	19.514	24.788	1'24.378	252.8	14:08'49.825
7	2.605	19.577	17.934	19.430	24.682	1'24.228	255.2	14:10'14.053
8	2.599	19.625	17.983	19.486	24.794	1'24.487	254.6	14:11'38.540
9	2.620	19.526	17.954	19.386	24.706	1'24.192	252.8	14:13'02.732
10	2.592	19.641	17.939	19.429	24.848	255.8	255.8	14:14'27.181
11	2.607	19.749	17.949	19.395	24.804	1'24.504	252.2	14:15'51.685
12	2.600	19.768	18.065	19.629	25.019	1'25.081	255.8	14:17'16.766
13	2.623	19.797	17.953	19.273	24.687	1'24.333	250.4	14:18'41.099
14	2.632	19.586	17.902	19.493	24.884	1'24.497	249.2	14:20'05.996
15	2.622	19.671	17.917	19.316	24.868	1'24.394	251.0	14:21'29.990
16	2.618	19.623	17.930	19.306	24.897	1'24.374	249.8	14:22'54.364
17	2.611	19.597	17.961	19.381	24.822	1'24.372	250.4	14:24'18.736
18	2.627	19.697	18.007	19.432	25.044	1'24.870	250.4	14:25'43.543
19	2.630	19.682	17.958	19.392	24.843	1'24.505	251.0	14:27'08.048
20	2.623	19.627	17.933	19.461	24.918	1'24.562	250.4	14:28'32.610
21	2.633	19.679	18.042	19.365	25.009	1'24.728	249.8	14:29'57.338
22	2.623	19.705	17.904	19.389	24.963	1'24.584	252.8	14:31'21.922
23	2.621	19.669	18.062	19.443	24.981	1'24.776	252.2	14:32'46.698
24	2.627	19.712	18.034	19.443	24.985	1'24.801	249.2	14:34'11.499
25	2.622	19.840	18.099	19.568	25.158	1'25.287	250.4	14:35'36.786

66 T. SYKES (1'23.694)								
Lap	Seg. 1	Seg. 2	Seg. 3	Seg. 4	Seg. 5	Lap Time	km/h	Local Time
1			17.801	19.353	24.422	1'28.521		14:01'49.293
2	2.647	19.406	17.886	19.333	24.611	1'23.883	248.1	14:03'13.176
3	2.640	19.400	17.828	19.237	24.589	1'23.694	245.2	14:04'36.870
4	2.644	19.538	17.846	19.258	24.652	1'23.938	245.8	14:06'00.808
5	2.648	19.473	17.892	19.246	24.683	1'23.942	248.1	14:07'24.750
6	2.654	19.620	18.026	19.389	24.759	1'24.448	245.2	14:08'49.198
7	2.657	19.563	17.967	19.394	24.696	1'24.277	246.4	14:10'13.475
8	2.634	19.620	17.998	19.444	24.631	1'24.327	249.8	14:11'37.802
9	2.643	19.483	18.053	19.396	24.762	1'24.337	249.2	14:13'02.139
10	2.629	19.677	18.060	19.438	24.702	1'24.506	248.7	14:14'26.645
11	2.653	19.656	18.097	19.420	24.861	1'24.687	245.2	14:15'51.332
12	2.646	19.668	18.194	19.872	25.226	1'25.606	243.6	14:17'16.938
13	2.623	19.738	18.134	19.426	24.913	1'24.834	248.7	14:18'41.772
14	2.635	19.662	18.055	19.382	24.724	1'24.458	249.2	14:20'06.230
15	2.619	19.704	18.016	19.586	24.925	1'24.850	249.2	14:21'31.080
16	2.644	19.702	17.989	19.508	24.778	1'24.621	244.1	14:22'55.701
17	2.629	19.673	18.019	19.370	24.946	1'24.637	250.4	14:24'20.338
18	2.655	19.783	18.165	19.685	24.959	1'25.247	246.9	14:25'45.585
19	2.634	19.801	18.132	19.511	24.966	1'25.044	249.2	14:27'10.629
20	2.640	19.769	18.112	19.442	25.015	1'24.978	247.5	14:28'35.607
21	2.627	19.760	18.206	19.416	25.017	1'25.026	250.4	14:30'00.633

22	2.652	19.658	18.117	19.545	24.959	1'24.931	246.9	14:31'25.564
23	2.639	19.824	18.226	19.591	25.012	1'25.292	248.1	14:32'50.856
24	2.650	19.844	18.156	19.545	24.979	1'25.174	246.4	14:34'16.030
25	2.648	19.920	18.179	19.552	25.053	1'25.352	244.1	14:35'41.382

33 M. MELANDRI (1'23.996)								
Lap	Seg. 1	Seg. 2	Seg. 3	Seg. 4	Seg. 5	Lap Time	km/h	Local Time
1			17.926	19.408	24.698	1'29.996		14:01'50.768
2	2.581	19.603	17.708	19.341	24.763	1'23.996	256.4	14:03'14.764
3	2.582	19.464	17.805	19.392	24.790	1'24.033	254.6	14:04'38.797
4	2.598	19.581	17.829	19.366	24.647	1'24.021	252.2	14:06'02.818
5	2.573	19.432	17.841	19.381	24.791	1'24.018	255.2	14:07'26.836
6	2.581	19.589	17.868	19.494	24.823	1'24.355	255.2	14:08'51.191
7	2.590	19.608	17.945	19.386	24.749	1'24.278	252.8	14:10'15.469
8	2.573	19.689	18.021	19.472	24.932	1'24.687	254.6	14:11'40.156
9	2.598	19.685	18.200	19.512	24.875	1'24.870	248.7	14:13'05.026
10	2.599	19.686	17.975	19.397	24.799	1'24.456	249.8	14:14'29.484
11	2.598	19.752	18.004	19.585	24.873	1'24.812	248.7	14:15'54.292
12	2.606	19.662	18.088	19.667	24.987	1'25.010	250.4	14:17'19.304
13	2.601	19.681	17.994	19.723	24.933	1'24.932	250.4	14:18'44.236
14	2.614	19.731	18.039	19.643	25.030	1'25.057	249.2	14:20'09.293
15	2.608	20.003	18.177	19.769	25.015	1'25.572	246.9	14:21'30.865
16	2.626	19.908	18.062	19.632	25.008	1'25.236	245.8	14:23'00.161
17	2.625	19.829	18.058	19.575	24.996	1'25.083	247.5	14:24'25.184
18	2.603	19.783	18.148	19.743	25.118	1'25.395	251.0	14:25'50.579
19	2.617	19.896	18.309	19.760	25.198	1'25.780	248.1	14:27'16.359
20	2.612	19.948	18.370	19.798	25.169	1'25.897	246.9	14:28'42.256
21	2.628	19.909	18.182	19.731	25.270	1'25.720	244.1	14:30'07.976
22	2.623	19.894	18.273	19.758	25.185	1'25.733	245.8	14:31'33.709
23	2.619	19.815	18.355	19.751	25.299	1'25.839	245.8	14:32'59.548
24	2.618	20.218	18.442	19.995	25.395	1'26.668	247.5	14:34'26.216
25	2.636	20.221	18.301	20.046	25.738	1'26.942	245.2	14:35'53.158

12 X. FORÉS (1'24.456)								
Lap	Seg. 1	Seg. 2	Seg. 3	Seg. 4	Seg. 5	Lap Time	km/h	Local Time
1			18.140	19.610	24.856	1'30.873		14:01'51.645
2	2.626	19.787	17.873	19.642	24.795	1'24.723	245.8	14:03'16.368
3	2.651	19.636	17.957	19.696	24.748	1'24.688	241.9	14:04'41.056
4	2.644	19.754	18.011	19.655	24.689	1'24.753	242.4	14:06'05.809



Mazda Raceway 3.610 m

US Round, 7-8-9 July 2017

World Superbike - Chronological Analysis Race 1

Start at 14:00'20.772

2 / 4

18	2.672	19.743	18.198	19.692	25.076	1'25.381	245.8	14:25'58.404
19	2.665	19.740	18.119	19.694	25.044	1'25.262	246.9	14:27'23.666
20	2.670	19.805	18.095	19.712	25.141	1'25.423	246.4	14:28'49.089
21	2.660	19.734	18.164	19.567	25.095	1'25.220	248.1	14:30'14.309
22	2.655	19.863	18.117	19.755	25.521	1'25.911	246.4	14:31'40.220
23	2.680	19.894	18.185	19.711	25.380	1'25.850	245.8	14:33'06.070
24	2.670	19.913	18.359	20.093	25.265	1'26.300	246.9	14:34'32.370
25	2.669	20.023	18.300	19.764	25.474	1'26.230	246.9	14:35'58.600

81 J. TORRES (1'24.756)

Lap	Seg. 1	Seg. 2	Seg. 3	Seg. 4	Seg. 5	Lap Time	km/h	Local Time
1			18.314	19.554	25.009	1'31.666		14:01'52.438
2	2.633	19.704	19.583	24.891	1'24.756	249.8	14:03'17.194	
3	2.625	19.763	17.953	19.662	24.849	1'24.852	248.1	14:04'42.046
4	2.650	19.835	17.989	19.517	25.053	1'25.044	248.1	14:06'07.090
5	2.625	19.985	18.074	19.603	25.101	1'25.388	251.6	14:07'32.478
6	2.665	19.975	18.098	19.681	24.951	1'25.370	242.4	14:08'57.848
7	2.647	19.787	18.124	19.591	24.938	1'25.087	248.1	14:10'22.935
8	2.653	19.800	18.140	19.727	24.874	1'25.174	248.7	14:11'48.109
9	2.652	19.774	18.101	19.665	24.929	1'25.121	248.1	14:13'13.230
10	2.641	19.772	18.099	19.786	25.037	1'25.335	248.7	14:14'38.565
11	2.639	20.030	18.152	19.686	25.196	1'25.703	248.7	14:16'04.268
12	2.640	19.955	18.224	19.753	25.259	1'25.831	247.5	14:17'30.099
13	2.674	20.125	18.184	19.736	25.183	1'25.902	238.1	14:18'56.001
14	2.674	19.929	18.194	19.770	25.121	1'25.688	244.1	14:20'21.689
15	2.677	19.905	18.187	19.727	25.252	1'25.748	244.7	14:21'47.437
16	2.683	19.856	18.243	19.838	25.267	1'25.887	245.2	14:23'13.324
17	2.685	19.929	18.269	19.740	25.170	1'25.973	245.2	14:24'39.117
18	2.670	19.913	18.227	19.821	25.287	1'25.918	246.4	14:26'05.035
19	2.681	19.943	18.323	19.678	25.211	1'25.836	243.6	14:27'30.871
20	2.674	19.911	18.253	19.683	25.249	1'25.770	244.1	14:28'56.641
21	2.682	19.941	18.293	19.710	25.317	1'25.943	244.7	14:30'22.584
22	2.694	20.240	18.297	19.805	25.329	1'26.365	244.1	14:31'48.949
23	2.687	19.992	18.314	19.864	25.350	1'26.207	242.4	14:33'15.156
24	2.682	19.913	18.293	19.740	25.264	1'25.892	244.7	14:34'41.048
25	2.669	20.363	18.379	19.853	25.258	1'26.522	245.8	14:36'07.570

60 M. VAN DER MARK (1'25.068)

Lap	Seg. 1	Seg. 2	Seg. 3	Seg. 4	Seg. 5	Lap Time	km/h	Local Time
1			18.355	19.799	25.080	1'32.345		14:01'53.117
2	2.621	19.778	18.034	19.627	25.008	1'25.068	249.2	14:03'18.185
3	2.653	19.822	18.119	19.646	24.945	1'25.185	245.8	14:04'43.370
4	2.659	19.777	18.073	19.662	25.031	1'25.202	245.2	14:06'08.572
5	2.654	19.776	18.122	19.592	25.036	1'25.180	245.8	14:07'33.752
6	2.641	19.805	18.098	19.467	25.198	1'25.209	247.5	14:08'58.961
7	2.641	19.725	18.187	19.592	25.065	1'25.210	248.1	14:10'24.171
8	2.654	19.776	18.148	19.623	25.151	1'25.352	245.2	14:11'49.523
9	2.659	19.868	18.182	19.695	25.152	1'25.556	243.6	14:13'15.079
10	2.666	19.954	18.142	19.637	25.019	1'25.418	243.6	14:14'40.497
11	2.662	19.851	18.169	19.533	25.176	1'25.391	243.6	14:16'05.888
12	2.699	19.832	18.120	19.549	25.212	1'25.412	241.4	14:17'31.300
13	2.649	19.822	18.235	19.517	25.209	1'25.432	246.4	14:18'56.732
14	2.637	20.070	18.282	19.904	25.176	1'26.069	247.5	14:20'22.801
15	2.658	19.956	18.228	19.711	25.366	1'25.919	241.4	14:21'48.720
16	2.684	19.922	18.229	19.645	25.357	1'25.837	239.2	14:23'14.557
17	2.669	19.904	18.318	19.579	25.267	1'25.737	243.6	14:24'40.294
18	2.661	19.882	18.225	19.556	25.227	1'25.551	245.8	14:26'05.845
19	2.633	20.023	18.227	19.732	25.327	1'25.942	247.5	14:27'31.787
20	2.678	19.961	18.327	19.764	25.277	1'26.007	240.3	14:28'57.794
21	2.633	19.961	18.253	19.903	25.269	1'26.019	248.1	14:30'23.813
22	2.671	19.932	18.203	19.873	25.282	1'25.961	244.1	14:31'49.774
23	2.661	19.944	18.302	19.738	25.410	1'26.055	245.2	14:33'15.829
24	2.671	20.072	18.385	19.901	25.255	1'26.284	245.2	14:34'42.113
25	2.672	20.091	18.315	19.810	25.516	1'26.404	242.4	14:36'08.517

36 L. MERCADO (1'24.642)

Lap	Seg. 1	Seg. 2	Seg. 3	Seg. 4	Seg. 5	Lap Time	km/h	Local Time
1			18.103	19.563	24.857	1'30.621		14:01'51.393
2	2.608	19.722	17.898	19.606	24.808	1'24.642	252.8	14:03'16.035
3	2.634	19.682	17.954	19.670	24.881	1'24.821	250.4	14:04'40.856
4	2.646	19.749	18.019	20.134	25.254	1'25.802	249.8	14:06'06.658
5	2.672	19.928	17.992	19.664	24.932	1'25.188	240.8	14:07'31.846
6	2.632	19.828	18.068	19.647	25.020	1'25.195	250.4	14:08'57.041
7	2.645	19.849	18.054	19.680	24.880	1'25.108	249.2	14:10'22.149
8	2.633	19.931	18.094	19.717	25.021	1'25.396	249.8	14:11'47.545
9	2.638	19.930	18.079	19.612	24.817	1'25.076	249.8	14:13'12.621
10	2.630	20.003	18.108	19.873	25.031	1'25.645	248.7	14:14'38.266
11	2.648	20.094	18.175	19.690	25.146	1'25.753	246.4	14:16'04.019
12	2.656	20.072	18.181	19.788	25.169	1'25.866	246.9	14:17'29.885
13	2.715	20.110	18.249	20.014	25.183	1'26.271	241.4	14:18'56.156

08/07/2017

P = Pits In/Out - C = Lap-Time Cancelled

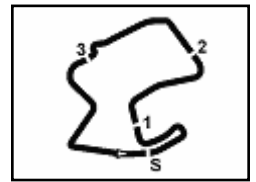
These data/results cannot be reproduced, stored and/or transmitted in whole or in part by any manner of electronic, mechanical, photocopying, recording, broadcasting or otherwise now known or herein after developed without the previous express consent by the copyright owner, except for reproduction in daily press and regular printed publications on sale to the public within 60 days of the event related to those data/results and always provided that copyright symbol appears together as follows below.

© DORNA WSBK ORGANIZATION Srl 2017

14	2.643	20.224	18.293	19.753	25.006	1'25.919	245.8	14:20'22.075
15	2.651	20.002	18.235	19.741	25.086	1'25.715	247.5	14:21'47.790
16	2.637	20.091	18.211	19.635	25.190	1'25.764	247.5	14:23'13.554
17	2.646	20.077	18.269	19.703	25.231	1'25.926	248.7	14:24'39.480
18	2.646	20.078	18.292	19.635	25.173	1'25.824	247.5	14:26'05.304
19	2.639	20.126	18.231	19.827	25.256	1'26.079	249.2	14:27'31.383
20	2.654	20.176	18.210	19.820	25.372	1'26.232	246.9	14:28'57.615
21	2.662	20.383	18.260	20.001	25.268	1'26.574	246.4	14:30'24.189
22	2.636	20.256	18.370	19.968	25.386	1'26.616	248.1	14:31'50.805
23	2.654	20.418	18.405	19.875	25.554	1'26.906	245.8	14:33'17.711
24	2.673	20.395	18.484	20.061	25.771	1'27.384	245.2	14:34'45.090
25	2.664	20.202	18.398	19.724	25.437	1'26.425	245.8	14:36'11.525

32 L. SAVADORI (1'24.714)

Lap	Seg. 1	Seg. 2	Seg. 3	Seg. 4	Seg. 5	Lap Time	km/h	Local Time
1			18.219	19.619	24.970	1'31.446		14:01'52.218
2	2.610	19.796	17.888	19.633	24.922	1'24.849	252.2	14:03'17.067
3	2.626	19.712	17.957	19.670	24.749	1'24.714	248.7	14:04'41.781
4	2.621	19.796	17.945	19.677	25.073	1'25.112	249.8	14:06'06.893
5	2.646	20.006	18.056	19.631	25.188	1'25.527	241.9	14:07'32.420
6	2.647	19.902	18.057	19.996	25.071	1'25.673	246.9	14:08'58.093
7	2.626	19.831	18.077	19.671	24.968	1'25.173	248.1	14:10'23.266
8	2.632	19.848	18.034	19.705	24.999	1'25.218	250.4	14:11'48.484
9	2.634	19.799	18.072	19.602	24.992	1'25.099	248.7	14:13'13.583
10	2.625	19.908	18.028	19.638	25.165	1'25.364	250.4	14:14'38.947
11	2.635	20.000	18.196	19.633	25.206	1'25.670	247.5	14:16'04.617
12	2.635	20.057	18.146	19.729	25.149	1'25.716	247.5	14:17'30.333
13	2.641	20.165	18.280	19.728	25.300	1'26.114	243.0	14:18'56.447
14	2.642	20.196	18.262	19.779	25.184	1'26.063	246.4	14:20'22.510
15	2.663	20.068	18.165	19.609	25.243	1'25.748	240.8	14:21'48.258
16	2.650	20.050	18.142	19.651	25.256	1'25.749	245.2	14:23'14.007
17	2.647	19.991	18.242	19.694	25.210	1'25.784	246.4	14:24'39.791
18	2.639	19.988	18.427	19.660	25.265	1'25.879	248.1	14:26'05.670
19	2.646	20.526	18.346	19.746	25.230	1'26.494	246.4	14:27'32.164
20	2.648	20.166	18.343	19.				



Mazda Raceway 3.610 m

US Round, 7-8-9 July 2017

World Superbike - Chronological Analysis Race 1

Start at 14:00'20.772

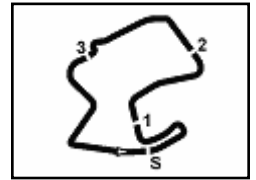
3 / 4

10	2.711	19.756	18.204	19.784	25.163	1'25.618	236.5	14:14'45.963	6	2.652	20.229	18.271	19.804	25.171	1'26.127	245.2	14:09'03.684
11	2.690	19.897	18.273	19.883	25.185	1'25.928	238.1	14:16'11.891	7	2.664	19.819	18.271	19.738	25.047	1'25.539	246.9	14:10'29.223
12	2.676	19.889	18.315	19.954	25.252	1'26.086	240.8	14:17'37.977	8	2.668	19.980	18.203	19.776	25.187	1'25.814	243.6	14:11'55.037
13	2.670	20.010	18.313	19.882	25.322	1'26.197	240.3	14:19'04.174	9	2.675	20.005	18.213	19.921	25.307	1'26.121	243.0	14:13'21.158
14	2.718	19.908	18.431	19.957	25.244	1'26.258	236.5	14:20'30.432	10	2.659	20.004	18.304	19.639	25.158	1'25.764	245.2	14:14'46.922
15	2.697	19.927	18.413	19.911	25.314	1'26.262	238.7	14:21'56.694	11	2.666	19.968	18.174	19.766	25.200	1'25.774	243.6	14:16'12.696
16	2.715	19.864	18.381	19.900	25.400	1'26.260	235.0	14:23'22.954	12	2.684	19.986	18.248	19.753	25.213	1'25.884	241.9	14:17'38.580
17	2.715	19.990	18.397	19.808	25.281	1'26.191	237.6	14:24'49.145	13	2.686	20.003	18.375	19.881	25.433	1'26.378	242.4	14:19'04.958
18	2.704	19.926	18.404	19.913	25.349	1'26.296	239.2	14:26'15.441	14	2.693	20.139	18.363	19.798	25.381	1'26.374	243.0	14:20'31.732
19	2.714	19.826	18.350	19.772	25.272	1'25.934	236.5	14:27'41.375	15	2.690	20.207	18.316	19.844	25.384	1'26.441	242.4	14:21'57.771
20	2.717	19.949	18.457	19.914	25.306	1'26.343	238.1	14:29'07.718	16	2.670	20.119	18.361	19.849	25.415	1'26.414	243.6	14:23'24.187
21	2.713	19.976	18.472	19.846	25.457	1'26.464	228.5	14:30'34.182	17	2.678	20.141	18.439	19.670	25.304	1'26.232	243.6	14:24'50.419
22	2.716	19.916	18.523	19.888	25.517	1'26.560	239.2	14:32'00.742	18	2.688	20.020	18.293	19.767	25.325	1'26.093	243.0	14:26'16.512
23	2.719	19.915	18.450	19.833	25.433	1'26.550	238.1	14:33'27.092	19	2.689	20.009	18.392	19.740	25.265	1'26.095	243.6	14:27'42.607
24	2.719	20.016	18.468	19.865	25.491	1'26.559	239.2	14:34'53.651	20	2.659	20.135	18.388	19.754	25.401	1'26.337	245.2	14:29'08.944
25	2.704	19.869	18.598	20.389	25.576	1'27.136	239.7	14:36'20.787	21	2.690	20.071	18.408	19.896	25.545	1'26.610	243.6	14:30'35.554

6	2.652	20.229	18.271	19.804	25.171	1'26.127	245.2	14:09'03.684	22	2.686	20.129	18.438	19.982	25.477	1'26.712	244.1	14:32'02.266
7	2.664	19.819	18.271	19.738	25.047	1'25.539	246.9	14:10'29.223	23	2.672	20.112	18.435	19.841	25.350	1'26.410	244.7	14:33'28.676
8	2.668	19.980	18.203	19.776	25.187	1'25.814	243.6	14:11'55.037	24	2.692	20.128	18.409	19.867	25.501	1'26.597	241.9	14:34'55.273
9	2.675	20.005	18.213	19.921	25.307	1'26.121	243.0	14:13'21.158	25	2.711	20.256	18.533	19.918	25.698	1'27.116	241.4	14:36'22.389
10	2.659	20.004	18.304	19.639	25.158	1'25.764	245.2	14:14'46.922	86 A. BADOVINI (1'25.316)								
11	2.666	19.968	18.174	19.766	25.200	1'25.774	243.6	14:16'12.696	Lap	Seg. 1	Seg. 2	Seg. 3	Seg. 4	Seg. 5	Lap Time	km/h	Local Time
12	2.684	19.986	18.248	19.753	25.213	1'25.884	241.9	14:17'38.580	1			18.763	20.062	25.265	1'34.070		14:01'54.844
13	2.686	20.003	18.375	19.881	25.433	1'26.378	242.4	14:19'04.958	2	2.664	19.902	18.178	19.910	25.058	1'25.712	243.0	14:03'20.552
14	2.693	20.139	18.363	19.798	25.381	1'26.374	243.0	14:20'31.732	3	2.660	19.894	18.103	19.635	25.024	1'25.316	245.2	14:04'45.870
15	2.690	20.207	18.316	19.844	25.384	1'26.441	242.4	14:21'57.771	4	2.684	20.002	18.184	19.808	25.097	1'25.775	238.7	14:06'11.645
16	2.670	20.119	18.361	19.849	25.415	1'26.414	243.6	14:23'24.187	5	2.682	19.915	18.152	19.803	25.177	1'25.729	243.6	14:07'37.374
17	2.678	20.141	18.439	19.670	25.304	1'26.232	243.6	14:24'50.419	6	2.678	20.174	18.358	20.244	25.217	1'26.671	240.8	14:09'04.045
18	2.688	20.020	18.293	19.767	25.325	1'26.093	243.0	14:26'16.512	7	2.696	19.942	18.731	19.947	25.300	1'26.616	239.7	14:10'30.661
19	2.689	20.009	18.392	19.740	25.265	1'26.095	243.6	14:27'42.607	8	2.693	20.046	18.460	19.893	25.336	1'26.428	240.8	14:11'57.089
20	2.659	20.135	18.388	19.754	25.401	1'26.337	245.2	14:29'08.944	9	2.710	19.986	18.485	19.911	25.219	1'26.311	238.7	14:13'23.400
21	2.690	20.071	18.408	19.896	25.545	1'26.610	243.6	14:30'35.554	10	2.708	20.228	18.375	19.993	25.708	1'27.012	234.0	14:14'50.412
22	2.686	20.129	18.438	19.982	25.477	1'26.712	244.1	14:32'02.266	11	2.706	20.006	18.428	20.180	25.438	1'26.758	240.3	14:16'17.170
23	2.672	20.112	18.435	19.841	25.350	1'26.410	244.7	14:33'28.676	12	2.725	20.180	18.408	19.924	25.306	1'26.543	236.0	14:17'43.713
24	2.692	20.128	18.409	19.867	25.501	1'26.597	241.9	14:34'55.273	13	2.723	20.234	18.455	20.075	25.328	1'26.815	237.6	14:19'10.528
25	2.711	20.256	18.533	19.918	25.698	1'27.116	241.4	14:36'22.389	14	2.709	20.089	18.414	19.996	25.179	1'26.387	238.7	14:20'36.915

35 R. DE ROSA (1'24.840)																	
Lap	Seg. 1	Seg. 2	Seg. 3	Seg. 4	Seg. 5	Lap Time	km/h	Local Time									
1			18.479	20.041	25.258	1'33.606		14:01'54.378									
2	2.614	19.902	17.970	19.652	25.102	1'25.240	246.4	14:03'19.618									
3	2.632	19.633	18.008	19.561	25.006	1'24.840	249.2	14:04'44.458									
4	2.622	19.814	18.003	19.685	25.114	1'25.238	250.4	14:06'09.696									
5	2.628	19.824	18.124	19.741	25.130	1'25.447	250.4	14:07'35.143									
6	2.631	19.831	18.146	19.712	25.146	1'25.466	248.1	14:09'00.609									
7	2.657	19.804	18.125	19.592	25.314	1'25.492	244.1	14:10'26.101									
8	2.657	19.881	18.236	19.772	25.090	1'25.636	246.9	14:11'51.737									
9	2.652	19.862	18.166	19.821	25.178	1'25.679	245.2	14:13'17.416									
10	2.644	19.912	18.187	19.776	25.287	1'25.806	246.4	14:14'43.222									
11	2.660	19.983	18.222	19.927	25.396	1'26.188	246.9	14:16'09.410									
12	2.682	20.007	18.173	19.766	25.380	1'26.008	243.6	14:17'35.418									
13	2.667	20.021	18.147	19.831	25.337	1'26.003	245.2	14:19'01.421									
14	2.666	20.118	18.275	19.772	25.527	1'26.358	244.1	14:20'27.779									
15	2.681	20.024	18.246	19.829	25.489	1'26.269	242.4	14:21'54.048									
16	2.666	20.048	18.331	19.828	25.690	1'26.563	244.1	14:23'20.611									
17	2.683	20.168	18.268	20.058	25.655	1'26.832	243.6	14:24'47.443									
18	2.698	20.241	18.295	19.832	25.619	1'26.685	241.4	14:26'14.128									
19	2.726	20.228	18.425	19.892	25.462	1'26.358	237.1	14:27'40.861									
20	2.707	20.196	18.402	19.998	25.526	1'26.829	240.3	14:29'07.690									
21	2.803	20.457	18.626	20.090	25.547	1'27.523	220.9	14:30'35.213									
22	2.664	20.104	18.391	19.837	25.606	1'26.602	245.8	14:32'01.815									
23	2.704	19.942	18.262	19.777	25.488	1'26.173	244.1	14:33'27.988									
24	2.658	20.114	18.333	19.849	25.606	1'26.560	246.4	14:34'54.548									
25	2.644	20.179	18.380	20.128	25.606	1'26.937	248.1	14:36'21.485									

15 A. DE ANGELIS (1'25.046)																	
Lap	Seg. 1	Seg. 2	Seg. 3	Seg. 4	Seg. 5	Lap Time	km/h	Local Time									
1			18.468	20.029	25.149	1'33.197		14:01'53.969									
2	2.657	19.672	18.016	19.864	24.964	1'25.173	245.2	14:03'19.142									
3	2.655	19.691	17.988	19.669	25.043	1'25.046	245.8	14:04'44.188									
4	2.652	19.742	18.057	19.793	25.409	1'25.653	246.4	14:06'09.841									
5	2.652	19.852	18.135	19.889	25.022	1'25.550	244.7	14:07'35.391									
6	2.650	19.829	18.366	20.004	25.245	1'26.094	245.8	14:09'01.485									
7	2.660	19.854	18.294	19.943	25.157	1'25.908	245.8	14:10'27.393									
8	2.669	19.863	18.380	20.402	25.209	1'26.523	244.1	14:11'53.916									
9	2.678	19.837	18.203	19.826	25.191	1'25.735	240.8	14:13'19.651									
10	2.669	19.853	18.165	19.941	25.351	1'25.979	242.4	14:14'45.630									
11	2.683	20.010	18.295	19.872	25.100	1'25.960	241.9	14:16'11.590									



US Round, 7-8-9 July 2017

World Superbike - Chronological Analysis Race 1

Start at 14:00'20.772

2	2.727	20.071	18.150	19.966	25.176	1'26.090	234.5	14:03'21.986
3	2.711	19.985	18.357	20.243	25.443	1'26.739	238.7	14:04'48.725
4	2.746	19.922	18.178	20.182	25.527	1'26.555	235.0	14:06'15.280
5	2.716	19.995	18.313	20.026	25.452	1'26.502	235.5	14:07'41.782
6	2.778	20.297	18.400	20.488	25.349	1'27.312	229.9	14:09'09.094
7	2.734	19.924	18.430	20.121	25.337	1'26.546	238.1	14:10'35.640
8	2.734	20.126	18.376	20.036	25.442	1'26.714	234.5	14:12'02.354
9	2.745	19.911	18.354	19.946	25.593	1'26.549	233.5	14:13'28.903
10	2.753	19.972	18.360	20.040	25.726	1'26.851	232.4	14:14'55.754
11	2.728	20.194	18.364	20.016	25.474	1'26.776	237.6	14:16'22.530
12	2.762	20.012	18.278	20.011	25.560	1'26.623	233.5	14:17'49.153
13	2.776	20.139	18.330	20.055	25.661	1'26.961	233.5	14:19'16.114
14	2.792	20.158	18.269	20.124	25.552	1'26.895	229.4	14:20'43.009
15	2.794	20.109	18.383	20.142	25.470	1'26.898	229.9	14:22'09.907
16	2.778	20.071	18.411	20.043	25.384	1'26.687	230.4	14:23'36.594
17	2.786	19.975	18.263	20.128	25.567	1'26.719	229.9	14:25'03.313
18	2.801	20.088	18.431	20.157	25.453	1'26.930	228.0	14:26'30.243
19	2.790	20.284	18.468	20.190	25.544	1'27.276	229.4	14:27'57.519
20	2.801	20.226	18.386	20.234	25.457	1'27.104	228.0	14:29'24.623
21	2.795	20.091	18.464	20.172	25.787	1'27.309	228.0	14:30'51.932
22	2.791	20.132	18.421	20.302	25.604	1'27.250	230.9	14:32'19.182
23	2.806	20.203	18.476	20.269	25.542	1'27.296	227.5	14:33'46.478
24	2.800	20.152	18.535	20.290	25.817	1'27.594	230.9	14:35'14.072
25	2.802	20.292	18.506	20.276	25.744	1'27.620	229.9	14:36'41.692

37 O. JEZEK (1'26.139)

Lap	Seg. 1	Seg. 2	Seg. 3	Seg. 4	Seg. 5	Lap Time	km/h	Local Time
1			18.705	20.285	25.545	1'34.760		14:01'55.532
2	2.682	20.143	18.252	19.819	25.243	1'26.139	240.8	14:03'21.671
3	2.686	20.192	18.322	20.135	25.348	1'26.683	239.7	14:04'48.354
4	2.701	19.983	18.300	20.280	25.459	1'26.723	238.7	14:06'15.077
5	2.720	20.029	18.260	19.970	25.725	1'26.704	235.0	14:07'41.781
6	2.701	20.293	18.347	20.002	25.442	1'26.785	235.5	14:09'08.566
7	2.716	20.234	18.504	20.062	25.426	1'26.942	237.1	14:10'35.508
8	2.733	20.151	18.315	19.971	25.424	1'26.594	235.0	14:12'02.102
9	2.732	19.986	18.404	19.876	25.400	1'26.398	232.9	14:13'28.500
10	2.712	20.213	18.385	20.041	25.688	1'27.039	236.0	14:14'55.539
11	2.731	20.247	18.309	20.591	25.379	1'27.257	232.4	14:16'22.796
12	2.717	20.343	18.384	20.035	25.968	1'27.447	229.4	14:17'50.243
13	2.713	20.275	18.389	20.208	25.461	1'27.046	235.5	14:19'17.289
14	2.713	20.190	18.352	20.240	25.372	1'26.867	235.5	14:20'44.156
15	2.714	20.211	18.449	20.005	25.579	1'26.958	237.6	14:22'11.114
16	2.710	20.251	18.427	20.520	25.654	1'27.562	236.5	14:23'38.676
17	2.733	20.228	18.422	20.052	25.621	1'27.056	234.0	14:25'05.732
18	2.758	20.264	18.485	20.380	25.602	1'27.489	231.4	14:26'33.221
19	2.738	20.382	18.461	20.179	25.688	1'27.448	228.0	14:28'00.669
20	2.728	20.322	18.439	20.386	25.739	1'27.614	233.5	14:29'28.283
21	2.748	20.504	18.566	20.317	25.869	1'28.004	232.4	14:30'56.287
22	2.727	20.500	18.494	20.318	25.623	1'27.662	235.0	14:32'23.949
23	2.750	20.352	18.598	20.238	25.844	1'27.782	232.4	14:33'51.731
24	2.756	20.319	18.562	20.262	25.664	1'27.563	231.9	14:35'19.294
25	2.738	20.442	18.608	20.451	25.817	1'28.056	231.4	14:36'47.350

50 E. LAVERTY (1'24.351)

Lap	Seg. 1	Seg. 2	Seg. 3	Seg. 4	Seg. 5	Lap Time	km/h	Local Time
1			18.054	19.767	24.841	1'30.359		14:01'51.131
2	2.596	19.581	17.919	19.449	24.806	1'24.351	252.8	14:03'15.482
3	2.621	19.585	18.022	19.594	25.010	1'24.832	251.0	14:04'40.314
4	2.621	19.609	18.037	19.570	24.895	1'24.732	251.0	14:06'05.046
5	2.634	19.686	18.064	19.522	24.868	1'24.774	248.7	14:07'29.820
6	2.628	19.698	18.153	19.540	24.894	1'24.913	249.2	14:08'54.733
7	2.629	19.697	18.214	19.551	24.784	1'24.875	251.0	14:10'19.608
8	2.634	19.865	18.282	19.684	25.000	1'25.465	248.7	14:11'45.073
9	2.625	19.703	18.284	19.680	24.912	1'25.204	248.7	14:13'10.277
10	2.631	19.808	18.207	19.597	25.432	1'25.675	248.7	14:14'35.952

22 A. LOWES (1'24.741)

Lap	Seg. 1	Seg. 2	Seg. 3	Seg. 4	Seg. 5	Lap Time	km/h	Local Time
1			18.307	19.709	25.101	1'32.084		14:01'52.856
2	2.634	19.692	18.086	19.574	24.826	1'24.812	249.8	14:03'17.668
3	2.636	19.740	17.956	19.537	24.872	1'24.741	248.7	14:04'42.409
4	2.631	19.763	18.070	19.569	25.126	1'25.159	250.4	14:06'07.568
5	2.634	19.743	18.103	19.621	25.169	1'25.270	251.0	14:07'32.838
6	2.631	19.902	18.099	19.734	25.239	1'25.605	248.1	14:08'58.443

08/07/2017

P = Pits In/Out - C = Lap-Time Cancelled

These data/results cannot be reproduced, stored and/or transmitted in whole or in part by any manner of electronic, mechanical, photocopying, recording, broadcasting or otherwise now known or herein after developed without the previous express consent by the copyright owner, except for reproduction in daily press and regular printed publications on sale to the public within 60 days of the event related to those data/results and always provided that copyright symbol appears together as follows below.

© DORNA WSBK ORGANIZATION Srl 2017