

Mazda Raceway 3.610 m

## US Round, 7-8-9 July 2017 World Superbike - Chronological Analysis Race 2

Start at 14:00'17.221

1 / 4

1 J. REA (1'23.275)								
Lap	Seg. 1	Seg. 2	Seg. 3	Seg. 4	Seg. 5	Lap Time	km/h	Local Time
1			17.607	19.557	<b>24.747</b>	1'30.010		14:01'47.231
2	2.173	19.673	17.304	19.276	24.849	<b>1'23.275</b>	256.4	14:03'10.506
3	<b>2.149</b>	19.977	17.350	19.266	24.816	1'23.558	<b>259.5</b>	14:04'34.064
4	2.189	<b>19.657</b>	17.315	19.370	24.804	1'23.335	253.4	14:05'57.399
5	2.192	19.756	<b>17.295</b>	19.354	24.832	1'23.429	252.2	14:07'20.828
6	2.187	19.749	17.385	19.282	24.915	1'23.518	254.6	14:08'44.346
7	2.193	19.701	17.343	19.345	24.940	1'23.522	253.4	14:10'07.868
8	2.215	19.783	17.389	19.383	24.939	1'23.709	249.2	14:11'31.577
9	2.192	19.713	17.387	<b>19.167</b>	24.929	1'23.378	254.0	14:12'54.955
10	2.199	19.946	17.380	19.240	24.964	1'23.729	252.8	14:14'18.684
11	2.196	19.886	17.452	19.443	24.987	1'23.964	253.4	14:15'42.648
12	2.197	19.806	17.465	19.289	24.940	1'23.697	251.0	14:17'06.345
13	2.195	19.839	17.460	19.358	25.003	1'23.709	252.8	14:18'30.200
14	2.197	19.804	17.385	19.310	24.964	1'23.660	252.8	14:19'53.860
15	2.204	19.881	17.452	19.319	24.983	1'23.839	249.8	14:21'17.699
16	2.194	19.872	17.449	19.301	25.042	1'23.858	251.6	14:22'41.557
17	2.193	19.829	17.475	19.303	25.043	1'23.843	252.8	14:24'05.400
18	2.197	19.974	17.479	19.339	25.071	1'24.060	251.0	14:25'29.460
19	2.191	19.987	17.480	19.332	25.095	1'24.085	253.4	14:26'53.545
20	2.207	19.950	17.511	19.341	25.091	1'24.100	249.2	14:28'17.645
21	2.195	20.002	17.533	19.447	25.105	1'24.282	252.2	14:29'41.927
22	2.190	20.046	17.565	19.488	25.136	1'24.425	252.8	14:31'06.352
23	2.196	19.953	17.551	19.480	25.291	1'24.471	252.8	14:32'30.823
24	2.202	20.080	17.625	19.397	25.235	1'24.539	249.8	14:33'55.362
25	2.181	20.194	17.615	19.474	25.809	1'25.273	254.0	14:35'20.635

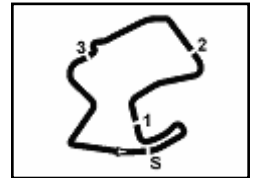
66 T. SYKES (1'23.564)								
Lap	Seg. 1	Seg. 2	Seg. 3	Seg. 4	Seg. 5	Lap Time	km/h	Local Time
1			17.583	19.433	<b>24.797</b>	1'29.431		14:01'46.652
2	2.213	19.788	17.475	19.316	24.923	1'23.715	250.4	14:03'10.367
3	2.203	20.140	17.502	19.324	24.956	1'24.125	249.2	14:04'34.492
4	2.194	19.766	<b>17.368</b>	19.316	24.920	1'23.564	250.4	14:05'58.056
5	2.196	<b>19.758</b>	17.479	19.280	24.900	1'23.613	252.8	14:07'21.669
6	2.192	19.905	17.404	19.249	25.081	1'23.831	252.2	14:08'45.500
7	2.198	19.870	17.497	19.266	24.990	1'23.821	251.6	14:10'09.321
8	2.199	19.854	17.487	19.291	24.917	1'23.748	250.4	14:11'33.069
9	2.192	19.806	17.485	19.292	24.981	1'23.756	253.4	14:12'56.825
10	2.199	19.809	17.463	19.438	25.080	1'23.989	251.6	14:14'20.814
11	2.194	19.783	17.544	19.347	25.066	1'23.934	252.8	14:15'44.748
12	2.196	19.923	17.467	19.305	25.046	1'23.937	250.4	14:17'08.685
13	2.193	19.869	17.483	19.265	25.074	1'23.884	253.4	14:18'32.569
14	2.197	20.043	17.523	19.246	25.034	1'24.043	252.2	14:19'56.612
15	2.199	19.945	17.515	<b>19.206</b>	25.005	1'23.870	252.8	14:21'20.482
16	2.195	19.923	17.633	19.434	25.502	1'24.687	251.0	14:22'45.169
17	2.232	19.901	17.501	19.253	25.060	1'23.947	249.8	14:24'09.116
18	2.200	19.941	17.622	19.384	25.082	1'24.229	252.8	14:25'33.345
19	2.204	20.070	17.578	19.221	25.027	1'24.100	252.2	14:26'57.445
20	2.194	19.926	17.588	19.341	24.968	1'24.017	<b>254.6</b>	14:28'21.462
21	2.210	19.966	17.596	19.408	25.298	1'24.478	249.8	14:29'45.940
22	2.202	20.059	17.702	19.382	25.137	1'24.482	251.6	14:31'10.422
23	2.215	20.096	17.537	19.342	25.181	1'24.371	247.5	14:32'34.793
24	<b>2.191</b>	20.100	17.607	19.319	25.124	1'24.341	252.2	14:33'59.134
25	2.205	20.056	17.680	19.280	25.167	1'24.388	249.2	14:35'23.522

7 C. DAVIES (1'23.457)								
Lap	Seg. 1	Seg. 2	Seg. 3	Seg. 4	Seg. 5	Lap Time	km/h	Local Time
1			17.746	19.695	25.175	1'31.228		14:01'48.449
2	2.159	19.978	<b>17.371</b>	19.570	<b>24.938</b>	1'24.016	254.0	14:03'12.465
3	2.169	19.759	17.395	19.396	24.951	1'23.670	255.2	14:04'36.135
4	<b>2.155</b>	19.970	17.451	19.275	25.026	1'23.877	<b>257.6</b>	14:06'00.012
5	2.161	19.997	17.510	19.197	25.058	1'23.923	257.0	14:07'23.935
6	2.163	19.893	17.376	19.230	24.974	1'23.636	256.4	14:08'47.571
7	2.226	20.081	17.493	19.371	25.051	1'24.222	239.2	14:10'11.793
8	2.184	<b>19.732</b>	17.376	<b>19.169</b>	24.996	1'23.457	255.2	14:11'35.250
9	2.191	19.858	17.465	19.190	25.028	1'23.732	253.4	14:12'58.982
10	2.176	19.892	17.426	19.651	25.066	1'24.211	256.4	14:14'23.193
11	2.204	19.830	17.796	19.519	24.987	1'24.336	253.4	14:15'47.529
12	2.182	19.919	17.410	19.272	25.060	1'23.843	254.6	14:17'11.372
13	2.175	19.913	17.446	19.239	25.149	1'23.922	255.8	14:18'35.294
14	2.179	19.893	17.480	19.289	25.094	1'23.935	254.6	14:19'59.229
15	2.188	19.879	17.541	19.282	25.214	1'24.104	254.6	14:21'23.333
16	2.184	19.896	17.558	19.253	25.116	1'24.007	254.6	14:22'47.340
17	2.178	19.862	17.481	19.222	25.044	1'23.787	255.2	14:24'11.127
18	2.180	19.877	17.625	19.243	25.204	1'24.129	253.4	14:25'35.256
19	2.186	19.919	17.484	19.228	25.138	1'23.955	254.0	14:26'59.211
20	2.174	19.852	17.548	19.194	25.117	1'23.885	255.8	14:28'23.096
21	2.176	19.863	17.601	19.355	25.215	1'24.210	254.0	14:29'47.306

22	2.169	20.024	17.587	19.270	25.161	1'24.211	257.0	14:31'11.517
23	2.180	19.884	17.558	19.347	25.228	1'24.197	253.4	14:32'35.714
24	2.164	20.023	17.633	19.376	25.341	1'24.537	256.4	14:34'00.251
25	2.178	20.233	17.789	19.485	25.546	1'25.231	255.2	14:35'25.482

33 M. MELANDRI (1'23.831)										
Lap	Seg. 1	Seg. 2	Seg. 3	Seg. 4	Seg. 5	Lap Time	km/h	Local Time		
1						18.038	19.367	25.111	1'30.109	14:01'47.330
2	2.172	19.977	17.807	21.484	<b>25.013</b>	1'26.453	248.1	14:03'13.783		
3	2.137	20.020	17.424	19.551	25.018	1'24.150	257.6	14:04'37.933		
4	<b>2.136</b>	19.923	<b>17.418</b>	19.296	25.058	1'23.831	257.0	14:06'01.764		
5	2.138	20.061	17.495	19.759	25.280	1'24.733	<b>258.3</b>	14:07'26.497		
6	2.149	19.932	17.504	19.459	25.164	1'24.208	254.6	14:08'50.705		
7	2.158	19.908	17.537	19.354	25.188	1'24.145	254.0	14:10'14.850		
8	2.167	20.053	17.550	<b>19.271</b>	25.133	1'24.174	251.6	14:11'39.024		
9	2.164	20.012	17.561	19.351	25.230	1'24.318	252.8	14:13'03.342		
10	2.160	19.959	17.494	19.358	25.164	1'24.135	252.2	14:14'27.477		
11	2.149	<b>19.852</b>	17.536	19.496	25.106	1'24.139	255.2	14:15'51.616		
12	2.151	19.925	17.499	19.309	25.148	1'24.032	254.6	14:17'15.648		
13	2.139	20.000	17.531	19.405	25.204	1'24.279	256.4	14:18'39.927		
14	2.161	19.943	17.658	19.331	25.188	1'24.281	254.6	14:20'04.208		
15	2.167	19.930	17.543	19.425	25.181	1'24.246	253.4	14:21'28.454		
16	2.175	19.939	17.553	19.388	25.155	1'24.210	251.6	14:22'52.664		
17	2.164	19.899	17.616	19.318	25.271	1'24.268	252.8	14:24'16.932		
18	2.177	20.127	17.659	19.454	25.574	1'24.991	251.0	14:25'41.923		
19	2.176	20.036	17.599	19.420	25.302	1'24.533	251.0	14:27'06.456		
20	2.169	20.218	17.650	19.506	25.536	1'25.079	252.2	14:28'31.535		
21	2.177	20.050	17.665	19.519	25.379	1'24.790	251.6	14:29'56.325		
22	2.197	20.088	17.762	19.609	25.422	1'25.078	245.2	14:31'21.403		
23	2.177	20.021	17.652	19.453	25.487	1'24.790	251.0	14:32'46.193		
24	2.174	20.193	17.806	19.801	25.630	1'25.604	249.8	14:34'11.797		
25	2.196	20.393	17.858	19.758	25.792	1'25.997	246.4	14:35'37.794		

12 X. FORÉS (1'23.718)										
Lap	Seg. 1	Seg. 2	Seg. 3	Seg. 4	Seg. 5	Lap Time	km/h	Local Time		
1						17.715	19.865	25.076	1'30.574	14:01'47.795
2	2.215	19.959	<b>17.406</b>	19.605	24.903	1'24.088	245.8	14:03'11.883		
3	2.228	19.968	17.508	19.317	24.902	1'23.923	242.4	14:04'35.806		
4	2.216	<b>19.934</b>	17.468	19.333	24.976	1'23.927	245.2	14:05'59.733		
5	2.227</									



Mazda Raceway 3.610 m

## US Round, 7-8-9 July 2017

### World Superbike - Chronological Analysis Race 2

Start at 14:00'17.221

**2 / 4**

Lap	Seg. 1	Seg. 2	Seg. 3	Seg. 4	Seg. 5	Lap Time	km/h	Local Time
18	2.206	20.259	17.621	19.678	25.449	1'25.213	250.4	14:25'49.952
19	2.209	20.149	17.623	19.501	25.514	1'24.996	249.8	14:27'14.948
20	2.214	20.178	17.685	19.521	25.491	1'25.089	248.7	14:28'40.037
21	2.204	20.110	17.648	19.616	25.509	1'25.087	250.4	14:30'05.124
22	2.215	20.154	17.701	19.640	25.495	1'25.205	249.8	14:31'30.329
23	2.215	20.194	17.680	19.639	25.633	1'25.361	249.2	14:32'55.690
24	2.216	20.238	17.695	19.695	25.545	1'25.389	249.2	14:34'21.079
25	2.206	20.322	17.787	19.879	25.739	1'25.933	249.8	14:35'47.012

**36 L. MERCADO (1'24.505)**

Lap	Seg. 1	Seg. 2	Seg. 3	Seg. 4	Seg. 5	Lap Time	km/h	Local Time
1			18.195	19.734	25.157	1'31.132		14:01'48.353
2	<b>2.181</b>	20.221	17.531	19.558	25.119	1'24.610	252.2	14:03'12.963
3	2.194	<b>20.076</b>	17.485	19.676	<b>25.074</b>	<b>1'24.505</b>	251.6	14:04'37.468
4	2.207	20.128	<b>17.457</b>	19.646	25.239	1'24.677	249.2	14:06'02.145
5	2.196	20.120	17.545	20.143	25.602	1'25.606	251.0	14:07'27.751
6	2.184	20.213	17.549	19.507	25.197	1'24.650	248.7	14:08'52.401
7	2.194	20.133	17.531	<b>19.486</b>	25.403	1'24.747	250.4	14:10'17.148
8	2.186	20.187	17.529	19.525	25.275	1'24.702	<b>253.4</b>	14:11'41.850
9	2.202	20.093	17.540	19.760	25.332	1'24.927	250.4	14:13'06.777
10	2.209	20.157	17.565	19.574	25.230	1'24.735	250.4	14:14'31.512
11	2.199	20.197	17.631	19.555	25.300	1'24.882	251.0	14:15'56.394
12	2.203	20.194	17.568	19.560	25.369	1'24.894	250.4	14:17'21.288
13	2.217	20.314	17.601	19.538	25.434	1'25.104	248.7	14:18'46.392
14	2.215	20.408	17.612	19.661	25.350	1'25.246	249.2	14:20'11.638
15	2.215	20.313	17.592	19.660	25.368	1'25.148	248.7	14:21'36.786
16	2.209	20.250	17.606	19.528	25.364	1'24.957	250.4	14:23'01.743
17	2.216	20.303	17.648	19.503	25.301	1'24.971	248.1	14:24'26.714
18	2.212	20.323	17.732	19.589	25.355	1'25.211	249.2	14:25'51.925
19	2.220	20.308	17.688	19.612	25.297	1'25.125	248.7	14:27'17.050
20	2.214	20.312	17.712	19.536	25.388	1'25.162	248.1	14:28'42.212
21	2.211	20.351	17.694	19.508	25.423	1'25.187	248.7	14:30'07.399
22	2.224	20.353	17.747	19.614	25.474	1'25.412	247.5	14:31'32.811
23	2.224	20.369	17.631	19.620	25.299	1'25.143	247.5	14:32'57.954
24	2.205	20.446	17.746	19.633	25.425	1'25.455	248.7	14:34'23.409
25	2.223	20.389	17.799	19.717	25.573	1'25.701	248.1	14:35'49.110

**32 L. SAVADORI (1'24.539)**

Lap	Seg. 1	Seg. 2	Seg. 3	Seg. 4	Seg. 5	Lap Time	km/h	Local Time
1			17.874	19.927	25.664	1'32.232		14:01'49.453
2	2.193	<b>20.017</b>	17.457	19.825	<b>25.229</b>	1'24.721	249.2	14:03'14.174
3	<b>2.184</b>	20.157	17.567	19.529	25.305	1'24.742	<b>252.2</b>	14:04'38.916
4	2.204	20.060	17.513	19.481	25.281	1'24.539	248.1	14:06'03.455
5	2.193	20.119	17.552	19.661	25.427	1'24.952	251.6	14:07'28.407
6	2.204	20.133	17.554	19.587	25.275	1'24.753	246.4	14:08'53.160
7	2.212	20.111	17.668	19.473	25.414	1'24.878	247.5	14:10'18.038
8	2.208	20.123	17.643	19.441	25.395	1'24.810	249.2	14:11'42.848
9	2.218	20.161	17.590	19.512	25.259	1'24.740	247.5	14:13'07.588
10	2.215	20.156	17.602	19.394	25.249	1'24.616	246.9	14:14'32.204
11	2.212	20.161	17.572	19.463	25.347	1'24.755	246.9	14:15'56.959
12	2.226	20.148	17.619	19.641	25.403	1'25.037	244.7	14:17'21.996
13	2.207	20.153	17.604	19.397	25.498	1'24.859	248.1	14:18'46.855
14	2.222	20.294	17.625	19.615	25.378	1'25.134	247.5	14:20'11.989
15	2.226	20.504	17.679	19.544	25.479	1'25.432	243.0	14:21'37.421
16	2.247	20.426	17.646	19.461	25.417	1'25.197	239.7	14:23'02.618
17	2.228	20.322	17.720	<b>19.392</b>	25.445	1'25.107	246.4	14:24'27.725
18	2.213	20.238	17.664	19.404	25.364	1'24.883	248.1	14:25'52.608
19	2.219	20.238	17.700	19.478	25.439	1'25.074	247.5	14:27'17.682
20	2.237	20.370	17.642	19.459	25.364	1'25.072	246.4	14:28'42.754
21	2.218	20.234	17.671	19.454	25.503	1'25.080	246.9	14:30'07.834
22	2.215	20.387	17.764	19.539	25.472	1'25.377	246.9	14:31'33.211
23	2.233	20.435	17.820	19.432	25.491	1'25.411	242.4	14:32'58.622
24	2.226	20.362	17.800	19.575	25.533	1'25.496	245.8	14:34'24.118
25	2.217	20.431	17.978	19.810	25.799	1'26.235	248.1	14:35'50.353

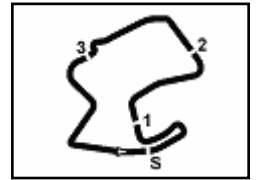
**22 A. LOWES (1'24.619)**

Lap	Seg. 1	Seg. 2	Seg. 3	Seg. 4	Seg. 5	Lap Time	km/h	Local Time
1			18.044	19.921	25.593	1'32.612		14:01'49.833
2	2.217	20.419	17.724	19.607	25.402	1'25.369	240.3	14:03'15.202
3	2.201	20.171	17.667	19.697	25.374	1'25.110	248.7	14:04'40.312
4	2.223	20.247	<b>17.604</b>	19.547	25.398	1'25.019	244.1	14:06'05.331
5	<b>2.199</b>	20.169	17.697	19.654	25.550	1'25.269	246.9	14:07'30.600
6	2.219	<b>19.964</b>	17.668	19.456	25.312	<b>1'24.619</b>	<b>249.2</b>	14:08'55.219
7	2.208	20.025	17.656	19.522	25.352	1'24.763	<b>249.2</b>	14:10'19.982
8	2.216	20.081	17.644	19.492	<b>25.307</b>	1'24.740	248.1	14:11'44.722
9	2.221	20.130	17.748	19.535	25.484	1'25.118	246.4	14:13'09.840
10	2.221	20.050	17.745	19.551	25.510	1'25.077	247.5	14:14'34.917
11	2.222	20.342	17.875	19.748	25.586	1'25.773	245.2	14:16'00.690
12	2.222	20.170	17.761	19.639	25.517	1'25.309	246.9	14:17'25.999
13	2.221	20.121	17.866	19.557	25.619	1'25.384	246.9	14:18'51.383

14	2.222	20.176	17.728	19.539	25.524	1'25.189	247.5	14:20'16.572
15	2.218	20.094	17.765	19.515	25.482	1'25.074	247.5	14:21'41.646
16	2.213	19.966	17.644	19.502	25.406	1'24.731	248.7	14:23'06.377
17	2.222	20.148	17.744	<b>19.424</b>	25.449	1'24.987	246.4	14:24'31.364
18	2.215	19.997	17.621	19.528	25.490	1'24.851	248.7	14:25'56.215
19	2.214	20.145	17.727	19.484	25.447	1'25.017	248.1	14:27'21.232
20	2.220	20.115	17.761	19.588	25.738	1'25.422	248.1	14:28'46.654
21	2.219	20.192	17.683	19.615	25.686	1'25.395	248.1	14:30'12.049
22	2.219	20.160	17.884	19.827	25.655	1'25.745	247.5	14:31'37.794
23	2.225	20.213	17.680	19.586	25.523	1'25.227	246.4	14:33'03.021
24	2.217	20.202	17.762	19.629	25.524	1'25.334	246.9	14:34'28.355
25	2.228	20.255	17.765	19.623	25.453	1'25.324	244.1	14:35'53.679

**60 M. VAN DER MARK (1'24.807)**

Lap	Seg. 1	Seg. 2	Seg. 3	Seg. 4	Seg. 5	Lap Time	km/h	Local Time
1			18.076	20.055	25.730	1'32.570		14:01'49.791
2	2.225	20.047	17.696	19.737	25.369	1'25.074	247.5	14:03'14.865
3	<b>2.211</b>	20.138	17.651	19.826	25.506	1'25.332	<b>250.4</b>	14:04'40.197
4	2.239	20.079	<b>17.602</b>	19.501	25.463	1'24.884	246.9	14:06'05.081
5	2.230	20.162	17.761	19.643	25.874	1'25.670	246.9	14:07'30.751
6	2.262	20.367	17.699	19.616	25.577	1'25.521	240.8	14:08'56.272
7	2.223	20.196	17.663	19.454	25.450	1'24.986	247.5	14:10'21.258
8	2.225	20.162	17.672	19.595	25.389	1'25.043	246.9	14:11'46.301
9	2.236	20.043	17.693	19.616	25.437	1'25.025	245.2	14:13'11.326
10	2.243	20.115	17.609	19.639	<b>25.286</b>	1'24.892	243.6	14:14'36.218
11	2.226	<b>20.022</b>	17.696	19.670	25.404	1'25.018	247.5	14:16'01.236
12	2.232	20.113	17.669	19.717	25.576	1'25.304	245.8	14:17'26.540
13	2.258	20.165	17.727	19.494	25.444	1'25.091	243.6	14:18'51.631
14	2.237	20.141	17.698	19.569	25.478	1'25.123	243.0	14:20'16.754
15	2.225	20.146	17.639	19.582	25.488	1'25.080	246.9	14:21'41.834
16	2.220	20.178	17.685	19.465	25.436	1'24.984	246.4	14:23'06.818
17	2.223	20.172	17.701	19.434	25.407	1'24.937	246.4	14:24'31.755
18	2.221	20.114	17.619	<b>19.408</b>	25.445	<b>1'24.807</b>	246.9	14:25'56.562
19	2.222	20.161	17.736	19.416	25.499	1'25.034	245.2	14:27'21.596
20	2.252	20.202	17.709	19.493	25.573	1'25.229	241.9	14:28'46.825
21	2.229	20.246	17.772	19.				



Mazda Raceway 3.610 m

## US Round, 7-8-9 July 2017

### World Superbike - Chronological Analysis Race 2

Start at 14:00'17.221

**3 / 4**

10	2.264	20.098	17.828	19.649	25.423	1'25.262	239.7	14:14'37.085	6	2.214	20.131	17.558	19.570	25.555	1'25.028	249.2	14:08'57.205
11	2.260	<b>20.054</b>	17.775	19.749	25.402	1'25.240	243.0	14:16'02.325	7	2.226	<b>20.087</b>	17.753	19.626	25.517	1'25.209	247.5	14:10'22.414
12	2.252	20.126	17.855	19.641	25.381	1'25.255	243.0	14:17'27.580	8	2.218	20.297	17.858	19.628	<b>25.428</b>	1'25.429	248.7	14:11'47.843
13	2.246	20.134	17.783	19.765	25.467	1'25.395	244.1	14:18'52.975	9	2.225	20.143	17.669	19.569	25.569	1'25.175	247.5	14:13'13.018
14	2.254	20.232	17.776	19.711	25.424	1'25.397	243.0	14:20'18.372	10	2.242	20.280	17.713	19.634	25.610	1'25.479	245.2	14:14'38.497
15	2.267	20.145	17.800	19.756	25.424	1'25.392	240.8	14:21'43.764	11	2.254	20.320	17.852	19.750	25.492	1'25.668	245.2	14:16'04.165
16	2.266	20.154	17.838	19.772	25.380	1'25.410	240.8	14:23'09.174	12	2.266	20.364	17.828	19.745	25.540	1'25.743	241.9	14:17'29.908
17	2.263	20.180	17.854	19.803	25.488	1'25.588	243.0	14:24'34.762	13	2.258	20.230	17.828	19.749	25.655	1'25.720	244.7	14:18'55.628
18	2.265	20.277	17.869	19.948	25.511	1'25.870	241.4	14:26'00.632	14	2.284	20.475	17.864	19.710	25.629	1'25.962	241.9	14:20'21.590
19	2.269	20.234	17.864	19.744	25.657	1'25.768	240.8	14:27'26.400	15	2.268	20.325	17.831	19.838	25.726	1'25.988	242.4	14:21'47.578
20	2.266	20.249	17.937	19.920	25.654	1'26.026	241.4	14:28'52.426	16	2.283	20.431	17.866	19.781	25.723	1'26.084	240.3	14:23'13.662
21	2.273	20.287	17.843	19.710	25.546	1'25.659	240.8	14:30'18.085	17	2.297	20.542	17.940	19.763	25.737	1'26.279	240.8	14:24'39.941
22	2.285	20.349	18.010	19.930	25.687	1'26.261	239.2	14:31'44.346	18	2.285	20.448	18.009	19.780	25.741	1'26.263	241.4	14:26'06.204
23	2.307	20.566	17.955	19.871	25.573	1'26.272	238.1	14:33'10.618	19	2.303	20.578	17.915	19.891	25.772	1'26.459	239.7	14:27'32.863
24	2.290	20.276	17.934	19.902	25.777	1'26.179	238.7	14:34'36.797	20	2.314	20.526	17.950	19.763	25.830	1'26.383	237.1	14:28'59.046
25	2.311	20.732	18.032	19.960	25.834	1'26.869	231.9	14:36'03.666	21	2.298	20.510	17.901	19.753	25.797	1'26.259	240.3	14:30'25.305

**15 A. DE ANGELIS (1'24.829)**

Lap	Seg. 1	Seg. 2	Seg. 3	Seg. 4	Seg. 5	Lap Time	km/h	Local Time
1			18.053	20.203	25.909	1'33.631		14:01'50.852
2	<b>2.203</b>	20.272	17.660	19.917	25.366	1'25.418	248.1	14:03'16.270
3	2.204	20.163	17.608	19.778	<b>25.321</b>	1'25.074	249.8	14:04'41.344
4	2.207	20.399	<b>17.500</b>	19.798	25.408	1'25.312	248.7	14:06'06.656
5	2.211	20.246	17.774	19.628	25.436	1'25.295	247.5	14:07'31.951
6	2.207	<b>20.058</b>	17.531	19.657	25.376	<b>1'24.829</b>	<b>251.6</b>	14:08'56.780
7	2.211	20.217	17.796	19.639	25.328	1'25.191	246.4	14:10'21.971
8	2.214	20.435	17.709	19.695	25.329	1'25.382	243.0	14:11'47.353
9	2.228	20.167	17.662	19.654	25.372	1'25.083	245.8	14:13'12.436
10	2.219	20.219	17.636	19.673	25.410	1'25.157	247.5	14:14'37.593
11	2.220	20.201	17.639	19.715	25.434	1'25.209	247.5	14:16'02.802
12	2.215	20.271	17.726	19.618	25.761	1'25.591	246.9	14:17'28.393
13	2.233	20.593	17.724	19.779	25.664	1'25.993	245.8	14:18'54.386
14	2.231	20.527	17.699	19.597	25.535	1'25.589	247.5	14:20'19.975
15	2.234	20.368	17.666	<b>19.583</b>	25.639	1'25.940	246.9	14:21'45.465
16	2.233	20.301	17.758	19.780	25.652	1'25.724	246.9	14:23'11.189
17	2.248	20.495	17.824	19.689	25.611	1'25.867	242.4	14:24'37.056
18	2.245	20.432	17.794	19.849	25.692	1'26.012	242.4	14:26'03.068
19	2.247	20.355	17.792	19.845	25.654	1'25.893	243.6	14:27'28.961
20	2.238	20.448	17.840	19.742	25.735	1'26.003	244.1	14:28'54.964
21	2.238	20.438	17.766	19.829	25.763	1'26.034	247.4	14:30'20.998
22	2.240	20.459	17.832	20.495	25.901	1'26.927	244.7	14:31'47.925
23	2.273	20.601	17.860	19.649	25.829	1'26.212	239.2	14:33'14.137
24	2.244	20.567	17.966	19.753	25.817	1'26.347	245.2	14:34'40.484
25	2.251	20.603	17.907	19.995	26.701	1'27.457	244.1	14:36'07.941

**88 R. KRUMMENACHER (1'25.064)**

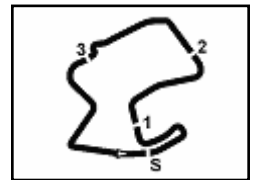
Lap	Seg. 1	Seg. 2	Seg. 3	Seg. 4	Seg. 5	Lap Time	km/h	Local Time
1			18.253	20.295	25.701	1'33.976		14:01'51.197
2	2.229	20.367	17.720	19.834	25.494	1'25.644	243.6	14:03'16.841
3	2.227	20.301	<b>17.643</b>	19.758	25.371	1'25.300	245.2	14:04'42.141
4	2.238	20.240	17.659	19.616	<b>25.311</b>	<b>1'25.064</b>	245.8	14:06'07.205
5	<b>2.214</b>	20.313	17.656	19.672	25.483	1'25.338	246.9	14:07'32.543
6	2.219	20.212	17.657	19.736	25.386	1'25.210	247.5	14:08'57.753
7	2.245	20.216	17.793	19.638	25.320	1'25.212	245.2	14:10'22.965
8	2.219	20.211	17.868	<b>19.564</b>	25.433	1'25.295	246.9	14:11'48.260
9	2.221	<b>20.190</b>	17.767	19.581	25.507	1'25.266	<b>248.1</b>	14:13'13.526
10	2.256	20.249	17.673	19.601	25.505	1'25.284	242.4	14:14'38.810
11	2.225	20.284	17.840	19.932	25.438	1'25.719	246.4	14:16'04.529
12	2.232	20.291	17.793	19.816	25.581	1'25.713	244.1	14:17'30.242
13	2.255	20.298	17.746	19.792	25.544	1'25.635	245.2	14:18'55.877
14	2.263	20.443	17.906	19.819	25.770	1'26.201	237.6	14:20'22.078
15	2.260	20.300	17.876	19.815	25.612	1'25.863	240.3	14:21'47.941
16	2.258	20.325	17.870	19.780	25.713	1'25.946	243.6	14:23'13.887
17	2.258	20.546	17.897	19.841	25.866	1'26.408	239.7	14:24'40.295
18	2.258	20.426	17.896	19.884	25.672	1'26.136	243.6	14:26'06.431
19	2.245	20.558	17.948	19.902	25.832	1'26.485	243.6	14:27'32.916
20	2.235	20.814	17.951	19.684	25.633	1'26.317	247.5	14:28'59.233
21	2.241	20.535	17.954	19.741	25.814	1'26.285	241.4	14:30'25.518
22	2.247	20.468	17.975	19.743	25.730	1'26.163	241.9	14:31'51.681
23	2.233	20.581	17.890	19.822	25.705	1'26.231	243.6	14:33'17.912
24	2.277	20.577	18.026	20.143	25.935	1'26.958	236.0	14:34'44.870
25	2.272	20.232	17.947	19.916	25.886	1'26.253	242.4	14:36'11.123

**45 J. GAGNE (1'25.028)**

Lap	Seg. 1	Seg. 2	Seg. 3	Seg. 4	Seg. 5	Lap Time	km/h	Local Time
1			17.981	20.203	25.633	1'33.672		14:01'50.893
2	<b>2.202</b>	20.528	17.621	19.855	25.455	1'25.661	247.5	14:03'16.554
3	2.213	20.244	17.625	19.603	25.468	1'25.153	248.1	14:04'41.707
4	2.232	20.291	17.745	<b>19.508</b>	25.503	1'25.279	246.9	14:06'06.986
5	2.236	20.204	17.622	19.619	25.510	1'25.191	247.5	14:07'32.177

**96 J. SMRZ (1'25.422)**

Lap	Seg. 1	Seg. 2	Seg. 3	Seg. 4	Seg. 5	Lap Time	km/h	Local Time
1			18.256	20.583	25.977	1'35.117		14:01'52.338
2	<b>2.277</b>	20.334	17.809	20.094	25.614	1'26.128	<b>242.4</b>	14:03'18.466
3	2.297	20.205	17.694	19.833	25.687	1'25.716	239.7	14:04'44.182
4	2.300	<b>20.120</b>	<b>17.641</b>	<b>19.768</b>	<b>25.593</b>	<b>1'25.422</b>	238.7	14:06'09.604
5	2.284	20.401	17.773	19.233	25.639	1'26.020	236.5	14:07'35.624
6	2.303	20.316	17.755	19.809	25.716	1'25.899	235.5	14:09'01.523
7	2.312	20.269	17.772	19.946	25.620	1'25.919	236.0	14:10'27.442
8	2.312	20.208	18.001	20.124	25.656	1'26.301	238.7	14:11'53.743
9	2.319	20.360	17.836	19.985	25.708	1'26.208	235.0	14:13'19.951
10	2.319	20.269	17.765	20.084	25.630	1'26.067	238.1	14:14'46.018
11	2.320	20.189	17.769	19.795	25.680	1'25.753	238.7	14:16'11.771
12	2.313	20.270	17.878	19.830	25.675	1'25.966	237.6	14:17'37.737
13	2.339	20.340	17.782	19.827	25.655	1'25.943	233.5	14:19'03.680
14	2.338	20.288	17.881	19.972	25.696	1'26.175	235.0	14:20'29.855
15	2.325	20.258	17.881	19.835	25.731	1'26.030	237.6	14:21'55.885
16	2.328	20.270	17.859	19.910	25.801	1'26.168	234.0	14:23'22.053
17	2.337	20.397	17.894	19.923	25.732	1'26.283	237.6	14:24'48.336
18	2.336	20.274	17.956	19.986	25.768	1'26.320	237.1	14:26'14.656
19	2.343	20.385	17.889	19.871	25.651	1'26.139	233.5	14:27'40.795



Mazda Raceway 3.610 m

4 / 4

**US Round, 7-8-9 July 2017**
**World Superbike - Chronological Analysis Race 2**

Start at 14:00'17.221

2	2.248	<b>20.183</b>	17.720	19.726	25.463	1'25.340	245.8	14:03'17.026
3	2.231	20.384	<b>17.677</b>	19.610	25.498	1'25.400	245.2	14:04'42.426
4	2.240	20.227	17.721	19.658	<b>25.318</b>	<b>1'25.164</b>	245.8	14:06'07.590
5	<b>2.227</b>	20.323	17.698	<b>19.599</b>	25.461	1'25.308	245.8	14:07'32.898
6	2.238	20.312	17.768	19.731	25.460	1'25.509	245.8	14:08'58.407
7	2.242	20.309	17.791	19.851	25.574	1'25.767	<b>246.9</b>	14:10'24.174
8	2.249	20.400	17.853	19.857	25.522	1'25.881	244.1	14:11'50.055
9	2.270	20.380	17.830	19.807	25.639	1'25.926	242.4	14:13'15.981
10	2.271	20.298	17.906	19.756	25.541	1'25.772	241.9	14:14'41.753
11	2.257	20.211	17.949	19.804	25.593	1'25.814	241.9	14:16'07.567
12	2.284	20.281	17.893	19.656	25.515	1'25.629	242.4	14:17'33.196
13	2.272	20.318	17.840	19.892	25.453	1'25.775	240.3	14:18'58.971
14	2.258	20.367	17.999	19.706	25.495	1'25.825	243.0	14:20'24.796
15	2.256	20.218	17.956	19.694	25.500	1'25.624	243.6	14:21'50.420
16	2.266	20.256	17.966	19.758	25.471	1'25.717	240.3	14:23'16.137
17	2.257	20.265	17.964	19.901	25.655	1'26.042	243.6	14:24'42.179
18	2.268	20.342	17.925	19.964	25.595	1'26.094	240.3	14:26'08.273
19	2.267	20.292	17.915	19.771	25.578	1'25.823	241.4	14:27'34.096
20	2.264	20.345	17.927	19.785	25.450	1'25.771	244.1	14:28'59.867

**81 J. TORRES (1'24.255)**

Lap	Seg. 1	Seg. 2	Seg. 3	Seg. 4	Seg. 5	Lap Time	km/h	Local Time
1			17.820	19.613	25.192	1'30.837		14:01'48.058
2	2.240	20.031	17.473	19.507	25.133	1'24.384	248.1	14:03'12.442
3	2.240	20.010	<b>17.450</b>	<b>19.474</b>	<b>25.081</b>	<b>1'24.255</b>	245.2	14:04'36.697
4	<b>2.213</b>	<b>19.956</b>	17.578	19.680	25.219	1'24.646	<b>251.6</b>	14:06'01.343
5	2.229	20.122	17.550	20.130	25.484	1'25.515	249.2	14:07'26.858
6	2.229	19.973	17.564	19.543	25.289	1'24.598	249.2	14:08'51.456
7	2.239	<b>19.956</b>	17.619	19.513	25.433	1'24.760	246.9	14:10'16.216

**2 L. CAMIER (1'24.403)**

Lap	Seg. 1	Seg. 2	Seg. 3	Seg. 4	Seg. 5	Lap Time	km/h	Local Time
1			17.887	19.969	25.321	1'31.592		14:01'48.813
2	2.214	<b>20.004</b>	17.524	<b>19.522</b>	<b>25.139</b>	<b>1'24.403</b>	251.6	14:03'13.216
3	<b>2.208</b>	20.637	<b>17.513</b>	19.775	25.195	1'25.328	251.6	14:04'38.544
4	<b>2.207</b>	20.028	17.527	19.626	25.152	1'24.540	<b>252.2</b>	14:06'03.084
5	2.213	20.183	17.666	19.614	25.367	1'25.043	251.6	14:07'28.127
6	2.216	20.067	17.521	19.637	25.201	1'24.642	251.0	14:08'52.769
7	2.217	20.014	17.525	19.674	25.297	1'24.727	250.4	14:10'17.496

**35 R. DE ROSA (1'25.101)**

Lap	Seg. 1	Seg. 2	Seg. 3	Seg. 4	Seg. 5	Lap Time	km/h	Local Time
1			18.036	19.985	25.536	1'32.852		14:01'50.073
2	<b>2.191</b>	20.440	17.739	19.683	25.374	1'25.427	<b>248.7</b>	14:03'15.500
3	2.208	<b>20.095</b>	<b>17.675</b>	19.756	<b>25.367</b>	<b>1'25.101</b>	245.8	14:04'40.601

09/07/2017

**P = Pits In/Out - C = Lap-Time Cancelled**

These data/results cannot be reproduced, stored and/or transmitted in whole or in part by any manner of electronic, mechanical, photocopying, recording, broadcasting or otherwise now known or herein after developed without the previous express consent by the copyright owner, except for reproduction in daily press and regular printed publications on sale to the public within 60 days of the event related to those data/results and always provided that copyright symbol appears together as follows below.

© DORNA WSBK ORGANIZATION Srl 2017