

Mazda Raceway 3.610 m

**US Round, 7-8-9 July 2017**  
**World Superbike - Biographical Entry List**

No.	Rider (Abbreviation)			Nat	Bike Team	Wins 2017	Podiums 2017	Pole 2017	Races 2017	Tyres
	Age	Date of Birth	Place of Birth							
1	1	<b>REA Jonathan</b> (Rea) 30 02/02/1987	Ballymena	GBR	<b>Kawasaki ZX-10RR</b> Kawasaki Racing Team	46 8	101 13	11 3	206 14	Pirelli
2	2	<b>CAMIER Leon</b> (Cam) 30 04/08/1986	Ashford Kent	GBR	<b>MV Agusta 1000 F4</b> MV Agusta Reparto Corse		9		173 14	Pirelli
3	6	<b>BRADL Stefan</b> (Bra) 27 29/11/1989	Augusta	GER	<b>Honda CBR1000RR</b> Red Bull Honda World Superbike Team				14 14	Pirelli
4	7	<b>DAVIES Chaz</b> (Dav) 30 10/02/1987	Knighton	GBR	<b>Ducati Panigale R</b> Aruba.it Racing - Ducati	23 3	57 8	5 2	140 13	Pirelli
5	12	<b>FORÉS Xavi</b> (For) 31 16/09/1985	Llombai	ESP	<b>Ducati Panigale R</b> BARNI Racing Team		1		54 14	Pirelli
6	15	<b>DE ANGELIS Alex</b> (DeA) 33 26/02/1984	Rimini	RSM	<b>Kawasaki ZX-10RR</b> Pedercini Racing SC-Project		1		39 14	Pirelli
7	22	<b>LOWES Alex</b> (Low) 26 14/09/1990	Lincoln	GBR	<b>Yamaha YZF R1</b> Pata Yamaha Official WorldSBK Team		5 2		92 14	Pirelli
8	32	<b>SAVADORI Lorenzo</b> (Sav) 24 04/04/1993	Cesena	ITA	<b>Aprilia RSV4 RF</b> Milwaukee Aprilia				38 11	Pirelli
9	33	<b>MELANDRI Marco</b> (Mel) 34 07/08/1982	Ravenna	ITA	<b>Ducati Panigale R</b> Aruba.it Racing - Ducati	20 1	56 7	1	116 14	Pirelli
10	35	<b>DE ROSA Raffaele</b> (DeR) 30 25/03/1987	Napoli	ITA	<b>BMW S 1000 RR</b> Althea BMW Racing Team				14 8	Pirelli
11	36	<b>MERCADO Leandro</b> (Mer) 25 15/02/1992	Cordoba	ARG	<b>Aprilia RSV4 RF</b> IODARacing				50 10	Pirelli
12	37	<b>JEZEK Ondrej</b> (Jez) 28 15/03/1989	Brno	CZE	<b>Kawasaki ZX-10RR</b> Grillini Racing Team				12 12	Pirelli
13	40	<b>RAMOS Román</b> (Ram) 26 06/01/1991	Santander	ESP	<b>Kawasaki ZX-10RR</b> Team Kawasaki Go Eleven				62 14	Pirelli
14	45	<b>GAGNE Jake</b> (Gag) 24 27/08/1992	San Diego	USA	<b>Honda CBR1000RR</b> Red Bull Honda World Superbike Team					Pirelli
15	50	<b>LAVERTY Eugene</b> (Lav) 31 03/06/1986	Toomebridge	IRL	<b>Aprilia RSV4 RF</b> Milwaukee Aprilia	13	33	2	118 14	Pirelli
16	60	<b>VAN DER MARK Michael</b> (vdM) 24 26/10/1992	Gouda	NED	<b>Yamaha YZF R1</b> Pata Yamaha Official WorldSBK Team		9	1	66 14	Pirelli
17	66	<b>SYKES Tom</b> (Syk) 31 19/08/1985	Huddersfield	GBR	<b>Kawasaki ZX-10RR</b> Kawasaki Racing Team	33 2	95 11	40 2	224 14	Pirelli
18	81	<b>TORRES Jordi</b> (Tor) 29 27/08/1987	Rubi	ESP	<b>BMW S 1000 RR</b> Althea BMW Racing Team	1	4		66 14	Pirelli
19	86	<b>BADOVINI Ayrton</b> (Bad) 31 31/05/1986	Biella	ITA	<b>Kawasaki ZX-10RR</b> Grillini Racing Team		2	1	159 14	Pirelli
20	88	<b>KRUMMENACHER Randy</b> (Kru) 27 24/02/1990	Zurich	SUI	<b>Kawasaki ZX-10RR</b> Kawasaki Puccetti Racing				14 14	Pirelli
21	96	<b>SMRZ Jakub</b> (Smr) 34 07/04/1983	Ceské Budejovice	CZE	<b>Yamaha YZF R1</b> Guandalini Racing		5	3	150	Pirelli

07/07/2017

\* = Wild Card

These data/results cannot be reproduced, stored and/or transmitted in whole or in part by any manner of electronic, mechanical, photocopying, recording, broadcasting or otherwise now known or herein after developed without the previous express consent by the copyright owner, except for reproduction in daily press and regular printed publications on sale to the public within 60 days of the event related to those data/results and always provided that copyright symbol appears together as follows below.

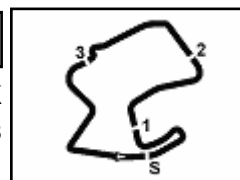
© DORNA WSBK ORGANIZATION Srl 2017

**FIAT PERUGIA TIMING**


Official Tyre Supplier



Official Timekeeper



## US Round, 7-8-9 July 2017

### World Superbike - Results Free Practice 1st Session

Mazda Raceway 3.610 m

1 / 2

No.	Rider	Nat	Team	Bike	Time	Gap	Rel.	Laps	Speed	
									Avg	Max
1	7 C. DAVIES	GBR	Aruba.it Racing - Ducati	Ducati Panigale R	<b>1'23.425</b>			24	155,781	<b>254,6</b>
2	50 E. LAVERTY	IRL	Milwaukee Aprilia	Aprilia RSV4 RF	<b>1'24.098</b>	0.673	0.673	21	154,534	<b>251,0</b>
3	33 M. MELANDRI	ITA	Aruba.it Racing - Ducati	Ducati Panigale R	<b>1'24.194</b>	0.769	0.096	24	154,358	<b>252,2</b>
4	1 J. REA	GBR	Kawasaki Racing Team	Kawasaki ZX-10RR	<b>1'24.218</b>	0.793	0.024	25	154,314	<b>252,2</b>
5	2 L. CAMIER	GBR	MV Agusta Reparto Corse	MV Agusta 1000 F4	<b>1'24.283</b>	0.858	0.065	19	154,195	<b>248,7</b>
6	66 T. SYKES	GBR	Kawasaki Racing Team	Kawasaki ZX-10RR	<b>1'24.347</b>	0.922	0.064	24	154,078	<b>249,2</b>
7	81 J. TORRES	ESP	Althea BMW Racing Team	BMW S 1000 RR	<b>1'24.538</b>	1.113	0.191	27	153,730	<b>245,8</b>
8	22 A. LOWES	GBR	Pata Yamaha Official WorldSBK Team	Yamaha YZF R1	<b>1'24.635</b>	1.210	0.097	26	153,553	<b>247,5</b>
9	6 S. BRADL	GER	Red Bull Honda World Superbike Team	Honda CBR1000RR	<b>1'24.928</b>	1.503	0.293	23	153,024	<b>239,7</b>
10	12 X. FORÉS	ESP	BARNI Racing Team	Ducati Panigale R	<b>1'24.997</b>	1.572	0.069	13	152,900	<b>243,6</b>
11	35 R. DE ROSA	ITA	Althea BMW Racing Team	BMW S 1000 RR	<b>1'25.012</b>	1.587	0.015	23	152,873	<b>249,8</b>
12	15 A. DE ANGELIS	RSM	Pedercini Racing SC-Project	Kawasaki ZX-10RR	<b>1'25.202</b>	1.777	0.190	25	152,532	<b>246,9</b>
13	40 R. RAMOS	ESP	Team Kawasaki Go Eleven	Kawasaki ZX-10RR	<b>1'25.279</b>	1.854	0.077	24	152,394	<b>240,8</b>
14	60 M. VAN DER MARK	NED	Pata Yamaha Official WorldSBK Team	Yamaha YZF R1	<b>1'25.280</b>	1.855	0.001	27	152,392	<b>245,8</b>
15	36 L. MERCADO	ARG	IODARacing	Aprilia RSV4 RF	<b>1'25.577</b>	2.152	0.297	27	151,863	<b>251,0</b>
16	45 J. GAGNE	USA	Red Bull Honda World Superbike Team	Honda CBR1000RR	<b>1'25.801</b>	2.376	0.224	28	151,467	<b>240,8</b>
17	32 L. SAVADORI	ITA	Milwaukee Aprilia	Aprilia RSV4 RF	<b>1'25.902</b>	2.477	0.101	16	151,289	<b>243,0</b>
18	86 A. BADOVINI	ITA	Grillini Racing Team	Kawasaki ZX-10RR	<b>1'26.168</b>	2.743	0.266	22	150,822	<b>242,4</b>
19	88 R. KRUMMENACHER	SUI	Kawasaki Puccetti Racing	Kawasaki ZX-10RR	<b>1'26.377</b>	2.952	0.209	31	150,457	<b>241,9</b>
20	37 O. JEZEK	CZE	Grillini Racing Team	Kawasaki ZX-10RR	<b>1'26.836</b>	3.411	0.459	25	149,661	<b>236,0</b>
21	96 J. SMRZ	CZE	Guandalini Racing	Yamaha YZF R1	<b>1'28.824</b>	5.399	1.988	16	146,312	<b>220,9</b>

Qualifying Lap Time (107% of 1'23.425): 1'29.266

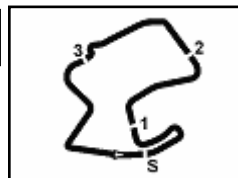
AIR	Humidity:	46%	Temp:	27°C
TRACK	Condition:	Dry	Temp:	39°C

Records	Pole (SP2)	2014 T.Sykes	1'21.811	158,850	Km/h
	Race (RC2)	2014 D.Giugliano	1'23.403	155,820	Km/h
	Circuit (SP2)	2014 T.Sykes	1'21.811	158,850	Km/h

Start 07/07/2017 09:45 End 10:46 The results are provisional until the end of the time limit for protests and appeals and the completion of the technical checks.

These data/results cannot be reproduced, stored and/or transmitted in whole or in part by any manner of electronic, mechanical, photocopying, recording, broadcasting or otherwise now known or herein after developed without the previous express consent by the copyright owner, except for reproduction in daily press and regular printed publications on sale to the public within 60 days of the event related to those data/results and always provided that copyright symbol appears together as follows below.

© DORNA WSBK ORGANIZATION Srl 2017



## US Round, 7-8-9 July 2017 World Superbike - Results Free Practice 1st Session

### Session Highlights

Local Time	No. Rider	Description
09.45.00		Start
09.45.19		WorldSBK Pit Intervention Time: 78secs
09.47.55	<b>96 J. SMRZ</b>	On the Gravel - Re-Joined - Turn 8
10.09.04	<b>96 J. SMRZ</b>	On the Gravel - Re-Joined - Turn 6
10.15.01		WorldSBK Pit Intervention Time: 78secs
10.38.09	<b>15 A. DE ANGELIS</b>	On the Gravel - Re-Joined - Turn 1
10.39.18	<b>96 J. SMRZ</b>	Technical Problem - Turn 10
10.46.20		End Of Session

### Fastest Laps Sequence

No.	Rider	Nat	Team	Bike	Local Time	Time	Gap	Avg
1	J. REA	GBR	Kawasaki Racing Team	Kawasaki ZX-10RR	09:48'16.448	<b>1'26.409</b>		150,401
50	E. LAVERTY	IRL	Milwaukee Aprilia	Aprilia RSV4 RF	09:48'17.489	<b>1'25.472</b>	-0.937	152,050
7	C. DAVIES	GBR	Aruba.it Racing - Ducati	Ducati Panigale R	09:49'13.039	<b>1'25.324</b>	-0.148	152,314
1	J. REA	GBR	Kawasaki Racing Team	Kawasaki ZX-10RR	09:49'41.489	<b>1'25.041</b>	-0.283	152,820
50	E. LAVERTY	IRL	Milwaukee Aprilia	Aprilia RSV4 RF	09:49'41.984	<b>1'24.495</b>	-0.546	153,808
50	E. LAVERTY	IRL	Milwaukee Aprilia	Aprilia RSV4 RF	09:51'06.428	<b>1'24.444</b>	-0.051	153,901
7	C. DAVIES	GBR	Aruba.it Racing - Ducati	Ducati Panigale R	09:52'01.944	<b>1'24.287</b>	-0.157	154,187
1	J. REA	GBR	Kawasaki Racing Team	Kawasaki ZX-10RR	09:53'56.452	<b>1'24.218</b>	-0.069	154,314
7	C. DAVIES	GBR	Aruba.it Racing - Ducati	Ducati Panigale R	10:09'30.452	<b>1'24.164</b>	-0.054	154,413
7	C. DAVIES	GBR	Aruba.it Racing - Ducati	Ducati Panigale R	10:41'40.966	<b>1'23.425</b>	-0.739	155,781

Start                      End                      The results are provisional until the end of the time limit for protests and appeals  
07/07/2017              09.45                      10:46                      and the completion of the technical checks.

These data/results cannot be reproduced, stored and/or transmitted in whole or in part by any manner of electronic, mechanical, photocopying, recording, broadcasting or otherwise now known or herein after developed without the previous express consent by the copyright owner, except for reproduction in daily press and regular printed publications on sale to the public within 60 days of the event related to those data/results and always provided that copyright symbol appears together as follows below.

© DORNA WSBK ORGANIZATION Srl 2017


**US Round, 7-8-9 July 2017**
**World Superbike - Best Sector & Speed Free Practice 1st Session**

Mazda Raceway 3.610 m

**BEST LAP**

1	7 C. DAVIES	Ducati Panigale R	1'23.425
2	50 E. LAVERTY	Aorilia RSV4 RF	1'24.098
3	33 M. MELANDRI	Ducati Panigale R	1'24.194
4	1 J. REA	Kawasaki ZX-10RR	1'24.218
5	2 L. CAMIER	MV Austa 1000 F4	1'24.283
6	66 T. SYKES	Kawasaki ZX-10RR	1'24.347
7	81 J. TORRES	BMW S 1000 RR	1'24.538
8	22 A. LOWES	Yamaha YZF R1	1'24.635
9	6 S. BRADL	Honda CBR1000RR	1'24.928
10	12 X. FORÉS	Ducati Panigale R	1'24.997
11	35 R. DE ROSA	BMW S 1000 RR	1'25.012
12	15 A. DE ANGELIS	Kawasaki ZX-10RR	1'25.202
13	40 R. RAMOS	Kawasaki ZX-10RR	1'25.279
14	60 M. VAN DER MARK	Yamaha YZF R1	1'25.280
15	36 L. MERCADO	Aorilia RSV4 RF	1'25.577
16	45 J. GAGNE	Honda CBR1000RR	1'25.801
17	32 L. SAVADORI	Aorilia RSV4 RF	1'25.902
18	86 A. BADOVINI	Kawasaki ZX-10RR	1'26.168
19	88 R. KRUMMENACHER	Kawasaki ZX-10RR	1'26.377
20	37 O. JEZEK	Kawasaki ZX-10RR	1'26.836
21	96 J. SMRZ	Yamaha YZF R1	1'28.824

**SPEED**

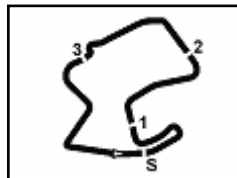
1	7 C. DAVIES	Ducati Panigale R	254.6
2	1 J. REA	Kawasaki ZX-10RR	252.2
3	33 M. MELANDRI	Ducati Panigale R	252.2
4	36 L. MERCADO	Aorilia RSV4 RF	251.0
5	50 E. LAVERTY	Aorilia RSV4 RF	251.0
6	35 R. DE ROSA	BMW S 1000 RR	249.8
7	66 T. SYKES	Kawasaki ZX-10RR	249.2
8	2 L. CAMIER	MV Austa 1000 F4	248.7
9	22 A. LOWES	Yamaha YZF R1	247.5
10	15 A. DE ANGELIS	Kawasaki ZX-10RR	246.9
11	81 J. TORRES	BMW S 1000 RR	245.8
12	60 M. VAN DER MARK	Yamaha YZF R1	245.8
13	12 X. FORÉS	Ducati Panigale R	243.6
14	32 L. SAVADORI	Aorilia RSV4 RF	243.0
15	86 A. BADOVINI	Kawasaki ZX-10RR	242.4
16	88 R. KRUMMENACHER	Kawasaki ZX-10RR	241.9
17	40 R. RAMOS	Kawasaki ZX-10RR	240.8
18	45 J. GAGNE	Honda CBR1000RR	240.8
19	6 S. BRADL	Honda CBR1000RR	239.7
20	37 O. JEZEK	Kawasaki ZX-10RR	236.0
21	96 J. SMRZ	Yamaha YZF R1	220.9

SEG. 1		SEG. 2		SEG. 3		SEG. 4		SEG. 5						
1	33 M. MELANDRI	2.404	1	7 C. DAVIES	19.463	1	1 J. REA	17.625	1	7 C. DAVIES	19.224	1	7 C. DAVIES	24.600
2	7 C. DAVIES	2.423	2	33 M. MELANDRI	19.590	2	35 R. DE ROSA	17.667	2	81 J. TORRES	19.339	2	50 E. LAVERTY	24.755
3	1 J. REA	2.426	3	81 J. TORRES	19.595	3	7 C. DAVIES	17.694	3	66 T. SYKES	19.355	3	1 J. REA	24.864
4	50 E. LAVERTY	2.438	4	2 L. CAMIER	19.609	4	33 M. MELANDRI	17.708	4	33 M. MELANDRI	19.391	4	33 M. MELANDRI	24.885
5	36 L. MERCADO	2.444	5	1 J. REA	19.611	5	66 T. SYKES	17.716	5	2 L. CAMIER	19.406	5	2 L. CAMIER	24.959
6	66 T. SYKES	2.447	6	50 E. LAVERTY	19.616	6	22 A. LOWES	17.723	6	50 E. LAVERTY	19.407	6	66 T. SYKES	25.026
7	35 R. DE ROSA	2.452	7	66 T. SYKES	19.686	7	50 E. LAVERTY	17.731	7	1 J. REA	19.429	7	12 X. FORÉS	25.039
8	22 A. LOWES	2.466	8	22 A. LOWES	19.703	8	2 L. CAMIER	17.761	8	6 S. BRADL	19.482	8	6 S. BRADL	25.043
9	15 A. DE ANGELIS	2.467	9	12 X. FORÉS	19.749	9	12 X. FORÉS	17.842	9	36 L. MERCADO	19.592	9	81 J. TORRES	25.046
10	2 L. CAMIER	2.475	10	15 A. DE ANGELIS	19.761	10	60 M. VAN DER MAR	17.859	10	35 R. DE ROSA	19.594	10	35 R. DE ROSA	25.130
11	12 X. FORÉS	2.479	11	60 M. VAN DER MAR	19.795	11	81 J. TORRES	17.860	11	22 A. LOWES	19.605	11	22 A. LOWES	25.135
12	60 M. VAN DER MAR	2.493	12	40 R. RAMOS	19.831	12	40 R. RAMOS	17.862	12	60 M. VAN DER MAR	19.636	12	15 A. DE ANGELIS	25.195
13	40 R. RAMOS	2.493	13	35 R. DE ROSA	19.853	13	36 L. MERCADO	17.900	13	40 R. RAMOS	19.640	13	36 L. MERCADO	25.236
14	32 L. SAVADORI	2.494	14	6 S. BRADL	19.933	14	15 A. DE ANGELIS	17.933	14	12 X. FORÉS	19.643	14	60 M. VAN DER MAR	25.241
15	81 J. TORRES	2.496	15	45 J. GAGNE	20.005	15	6 S. BRADL	17.949	15	15 A. DE ANGELIS	19.661	15	40 R. RAMOS	25.287
16	86 A. BADOVINI	2.501	16	36 L. MERCADO	20.066	16	88 R. KRUMMENAC	18.041	16	45 J. GAGNE	19.703	16	32 L. SAVADORI	25.374
17	6 S. BRADL	2.503	17	32 L. SAVADORI	20.075	17	45 J. GAGNE	18.069	17	86 A. BADOVINI	19.822	17	45 J. GAGNE	25.378
18	45 J. GAGNE	2.524	18	86 A. BADOVINI	20.084	18	32 L. SAVADORI	18.082	18	32 L. SAVADORI	19.837	18	86 A. BADOVINI	25.436
19	88 R. KRUMMENAC	2.525	19	88 R. KRUMMENAC	20.150	19	37 O. JEZEK	18.106	19	88 R. KRUMMENAC	19.890	19	88 R. KRUMMENAC	25.440
20	37 O. JEZEK	2.531	20	37 O. JEZEK	20.333	20	96 J. SMRZ	18.229	20	37 O. JEZEK	20.035	20	37 O. JEZEK	25.593
21	96 J. SMRZ	2.707	21	96 J. SMRZ	20.611	21	86 A. BADOVINI	18.246	21	96 J. SMRZ	20.812	21	96 J. SMRZ	26.163

07/07/2017

These data/results cannot be reproduced, stored and/or transmitted in whole or in part by any manner of electronic, mechanical, photocopying, recording, broadcasting or otherwise now known or herein after developed without the previous express consent by the copyright owner, except for reproduction in daily press and regular printed publications on sale to the public within 60 days of the event related to those data/results and always provided that copyright symbol appears together as follows below.

© DORNA WSBK ORGANIZATION Srl 2017



Mazda Raceway 3.610 m

## US Round, 7-8-9 July 2017

### World Superbike - Ideal Times Free Practice 1st Session

No.	Rider	Nat	Bike	Seg. 1	Seg. 2	Seg. 3	Seg. 4	Seg. 5	Ideal Time		
				Diff. 1	Diff. 2	Diff. 3	Diff. 4	Diff. 5	Best Lap	Pos.	Diff.
1	<b>7 C. DAVIES</b>	GBR	Ducati Panigale R	2.423 0.021	<b>19.463</b>	17.694	<b>19.224</b>	<b>24.600</b>	<b>1'23.404</b> 1'23.425	1	0.021
2	<b>50 E. LAVERTY</b>	IRL	Aprilia RSV4 RF	2.438 0.030	19.616 0.021	17.731 0.100	19.407	24.755	<b>1'23.947</b> 1'24.098	2	0.151
3	<b>1 J. REA</b>	GBR	Kawasaki ZX-10RR	2.426 0.033	19.611 0.006	<b>17.625</b> 0.059	19.429 0.111	24.864 0.054	<b>1'23.955</b> 1'24.218	4	0.263
4	<b>33 M. MELANDRI</b>	ITA	Ducati Panigale R	<b>2.404</b> 0.009	19.590 0.048	17.708 0.001	19.391	24.885 0.158	<b>1'23.978</b> 1'24.194	3	0.216
5	<b>2 L. CAMIER</b>	GBR	MV Agusta 1000 F4	2.475 0.028	19.609 0.023	17.761	19.406 0.022	24.959	<b>1'24.210</b> 1'24.283	5	0.073
6	<b>66 T. SYKES</b>	GBR	Kawasaki ZX-10RR	2.447 0.012	19.686	17.716 0.047	19.355	25.026 0.058	<b>1'24.230</b> 1'24.347	6	0.117
7	<b>81 J. TORRES</b>	ESP	BMW S 1000 RR	2.496 0.030	19.595	17.860 0.063	19.339	25.046 0.109	<b>1'24.336</b> 1'24.538	7	0.202
8	<b>22 A. LOWES</b>	GBR	Yamaha YZF R1	2.466 0.003	19.703	17.723	19.605	25.135	<b>1'24.632</b> 1'24.635	8	0.003
9	<b>35 R. DE ROSA</b>	ITA	BMW S 1000 RR	2.452 0.036	19.853 0.005	17.667	19.594 0.260	25.130 0.015	<b>1'24.696</b> 1'25.012	11	0.316
10	<b>12 X. FORÉS</b>	ESP	Ducati Panigale R	2.479	19.749	17.842	19.643	25.039 0.245	<b>1'24.752</b> 1'24.997	10	0.245
11	<b>6 S. BRADL</b>	GER	Honda CBR1000RR	2.503 0.007	19.933	17.949	19.482 0.011	25.043	<b>1'24.910</b> 1'24.928	9	0.018
12	<b>15 A. DE ANGELIS</b>	RSM	Kawasaki ZX-10RR	2.467 0.026	19.761 0.050	17.933	19.661	25.195 0.109	<b>1'25.017</b> 1'25.202	12	0.185
13	<b>60 M. VAN DER MARK</b>	NED	Yamaha YZF R1	2.493	19.795 0.129	17.859 0.127	19.636	25.241	<b>1'25.024</b> 1'25.280	14	0.256
14	<b>40 R. RAMOS</b>	ESP	Kawasaki ZX-10RR	2.493 0.031	19.831 0.008	17.862	19.640	25.287 0.127	<b>1'25.113</b> 1'25.279	13	0.166
15	<b>36 L. MERCADO</b>	ARG	Aprilia RSV4 RF	2.444 0.036	20.066 0.024	17.900	19.592 0.099	25.236 0.180	<b>1'25.238</b> 1'25.577	15	0.339
16	<b>45 J. GAGNE</b>	USA	Honda CBR1000RR	2.524 0.040	20.005	18.069	19.703 0.082	25.378	<b>1'25.679</b> 1'25.801	16	0.122
17	<b>32 L. SAVADORI</b>	ITA	Aprilia RSV4 RF	2.494 0.034	20.075	18.082	19.837 0.006	25.374	<b>1'25.862</b> 1'25.902	17	0.040
18	<b>88 R. KRUMMENACHER</b>	SUI	Kawasaki ZX-10RR	2.525 0.017	20.150 0.004	18.041 0.038	19.890 0.069	25.440 0.203	<b>1'26.046</b> 1'26.377	19	0.331
19	<b>86 A. BADOVINI</b>	ITA	Kawasaki ZX-10RR	2.501 0.030	20.084	18.246 0.049	19.822	25.436	<b>1'26.089</b> 1'26.168	18	0.079
20	<b>37 O. JEZEK</b>	CZE	Kawasaki ZX-10RR	2.531 0.012	20.333	18.106 0.033	20.035 0.121	25.593 0.072	<b>1'26.598</b> 1'26.836	20	0.238
21	<b>96 J. SMRZ</b>	CZE	Yamaha YZF R1	2.707 0.021	20.611 0.092	18.229 0.189	20.812	26.163	<b>1'28.522</b> 1'28.824	21	0.302
<b>Overall Ideal Time</b>				2.404	19.463	17.625	19.224	24.600	<b>1'23.316</b>		

07/07/2017

These data/results cannot be reproduced, stored and/or transmitted in whole or in part by any manner of electronic, mechanical, photocopying, recording, broadcasting or otherwise now known or herein after developed without the previous express consent by the copyright owner, except for reproduction in daily press and regular printed publications on sale to the public within 60 days of the event related to those data/results and always provided that copyright symbol appears together as follows below.

© DORNA WSBK ORGANIZATION Srl 2017

**FKR PERUGIA TIMING**

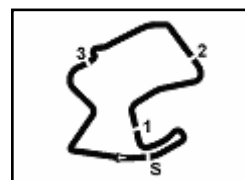

Official Tyre Supplier



Official Timekeeper







## US Round, 7-8-9 July 2017

### World Superbike - Chronological Analysis Free Practice 1st Session

Mazda Raceway 3.610 m

3 / 4

24	2.486	19.831	18.002	19.800	25.280	1'25.399	245.2	10:43'40.170
25	2.486	27.230	18.240	19.875	25.533	1'33.364	240.8	10:45'13.534

**13° 40 R. RAMOS (1'25.279)**

Lap	Seg. 1	Seg. 2	Seg. 3	Seg. 4	Seg. 5	Lap Time	km/h	Local Time
1			18.941	21.133	55.253	2'15.573 P		9:45'09.096
2			18.837	20.597	25.792	1'44.285 P		9:47'24.669
3	2.596	20.203	18.111	20.009	25.434	1'26.353	220.0	9:50'35.307
4	2.544	19.965	18.130	20.020	25.630	1'26.289	228.5	9:52'01.596
5	2.557	21.490	18.422	21.482	26.189	1'30.140	231.4	9:53'31.736
6	2.579	20.120	18.269	19.965	25.525	1'26.458	229.4	9:54'58.194
7	2.534	20.030	18.153	20.050	25.487	1'26.254	232.9	9:56'24.448
8	2.604	21.016	18.452	19.990	25.595	1'27.657	216.4	9:57'52.105
9	2.582	20.134	18.055	19.825	25.364	1'25.960	222.8	9:59'18.065
10	2.625	20.788	19.003	20.694	11'04.342	12'07.452 P	213.0	10:11'25.517
11			21.406	22.912	29.294	1'57.959 P		10:13'23.476
12	2.556	20.009	18.196	20.074	25.534	1'26.369	231.4	10:14'49.845
13	2.524	19.831	18.067	19.777	25.301	1'25.500	239.7	10:16'15.345
14	2.584	21.013	18.479	21.116	25.544	1'28.736	217.3	10:17'44.081
15	2.523	19.886	18.034	19.887	25.655	1'25.985	237.6	10:19'10.066
16	2.601	21.053	18.301	20.233	26.546	1'28.734	217.3	10:20'38.800
17	2.525	20.950	18.465	21.012	12'52.549	13'55.501 P	233.5	10:34'34.301
18			20.614	21.487	25.654	1'50.195 P		10:36'24.096
19	2.530	19.892	18.021	19.840	25.287	1'25.570	236.0	10:37'50.066
20	2.524	19.839	17.862	19.640	25.414	1'25.279	239.7	10:39'15.345
21	2.504	21.040	18.599	22.640	27.421	1'32.204	240.3	10:40'47.549
22	2.510	20.247	18.689	20.542	25.470	1'27.458	237.6	10:42'15.007
23	2.505	19.957	19.656	22.883	27.186	1'32.187	235.0	10:43'47.194
24	2.493	19.888	17.992	19.865	25.322	1'25.560	240.8	10:45'12.754

**14° 60 M. VAN DER MARK (1'25.280)**

Lap	Seg. 1	Seg. 2	Seg. 3	Seg. 4	Seg. 5	Lap Time	km/h	Local Time
1			20.061	21.795	26.920	1'51.889 P		9:45'24.956
2	2.578	20.955	18.624	21.615	26.213	1'29.985	230.9	9:47'16.845
3	2.564	20.305	18.332	20.362	25.770	1'27.333	234.0	9:48'46.830
4	2.552	20.118	18.087	20.184	25.543	1'26.484	234.0	9:50'14.163
5	2.522	19.985	18.019	20.029	25.492	1'26.047	238.7	9:51'40.647
6	2.519	19.879	17.941	19.854	25.427	1'25.620	241.9	9:53'06.694
7	2.509	20.036	17.992	20.003	25.363	1'25.903	242.4	9:54'32.314
8	2.515	19.903	17.905	19.814	25.795	1'25.932	240.3	9:55'58.217
9	2.534	24.065	18.095	19.851	8'36.823	9'41.368 P	237.6	9:57'24.149
10			18.661	20.319	25.758	1'47.154 P		10:07'05.517
11	2.538	19.964	18.050	19.811	25.769	1'26.132	237.1	10:08'52.671
12	2.526	20.005	17.942	19.830	25.556	1'25.859	239.7	10:10'18.803
13	2.541	20.963	18.043	19.767	25.373	1'26.687	238.7	10:11'44.662
14	2.505	20.138	17.958	19.861	25.504	1'25.966	242.4	10:13'11.349
15	2.520	21.287	18.360	20.386	6'32.684	7'35.237 P	238.7	10:14'37.315
16			18.710	19.879	25.693	1'46.547 P		10:22'12.552
17	2.548	19.892	17.967	19.676	25.421	1'25.504	238.1	10:23'05.099
18	2.526	19.829	17.877	19.849	25.348	1'25.429	238.7	10:25'24.603
19	2.533	19.795	17.939	19.669	25.363	1'25.299	238.7	10:26'50.032
20	2.523	19.864	17.859	19.846	25.399	1'25.991	240.8	10:28'15.331
21	2.533	20.934	17.884	19.756	5'25.945	6'27.052 P	238.7	10:29'40.822
22			18.379	20.235	25.954	1'45.541 P		10:30'07.874
23	2.530	20.074	17.936	19.681	25.289	1'25.510	240.8	10:37'53.415
24	2.499	19.879	18.027	19.769	25.292	1'25.466	245.8	10:39'18.925
25	2.513	23.563	18.080	19.991	25.276	1'29.423	240.8	10:40'44.391
26	2.493	19.924	17.986	19.636	25.241	1'25.280	245.2	10:42'13.814
27	2.513	20.042	18.076	19.757	25.335	1'25.723	242.4	10:43'39.094
								10:45'04.817

**15° 36 L. MERCADO (1'25.577)**

Lap	Seg. 1	Seg. 2	Seg. 3	Seg. 4	Seg. 5	Lap Time	km/h	Local Time
1			20.361	21.891	26.636	1'50.413 P		9:45'18.177
2	2.505	21.940	18.651	20.850	26.324	1'30.270	230.9	9:47'08.590
3	2.496	21.109	18.433	20.319	5'22.070	6'24.427 P	236.0	9:48'38.860
4			21.439	20.532	25.999	1'51.407 P		9:55'03.287
5	2.485	22.100	19.256	20.252	26.033	1'30.126	240.8	9:56'54.694
6	2.490	20.483	18.192	19.968	25.807	1'26.940	242.4	9:58'24.820
7	2.489	20.474	18.147	19.868	25.549	1'26.527	243.0	9:59'51.760
8	2.475	20.457	18.123	19.736	25.535	1'26.326	246.9	10:01'18.287
9	2.477	24.610	22.727	21.646	26.018	1'37.478	244.7	10:02'44.613
10	2.481	20.446	18.146	19.693	25.297	1'26.063	243.0	10:04'22.991
11	2.486	20.206	18.050	19.633	25.568	1'25.943	243.0	10:05'48.154
12	2.480	22.384	18.765	20.050	8'48.136	9'51.815 P	245.2	10:07'14.097
13			25.334	24.442	25.976	1'59.380 P		10:10'05.292
14	2.490	20.295	18.034	19.827	25.481	1'26.127	245.2	10:11'05.912
15	2.448	20.225	17.990	19.592	25.377	1'25.632	251.0	10:12'03.919
								10:20'31.419
								10:21'57.051

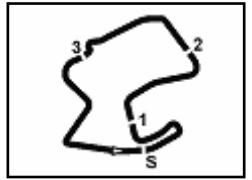
07/07/2017 P = Pits In/Out - C = Lap-Time Cancelled

These data/results cannot be reproduced, stored and/or transmitted in whole or in part by any manner of electronic, mechanical, photocopying, recording, broadcasting or otherwise now known or herein after developed without the previous express consent by the copyright owner, except for reproduction in daily press and regular printed publications on sale to the public within 60 days of the event related to those data/results and always provided that copyright symbol appears together as follows below.

© DORNA WSBK ORGANIZATION Srl 2017





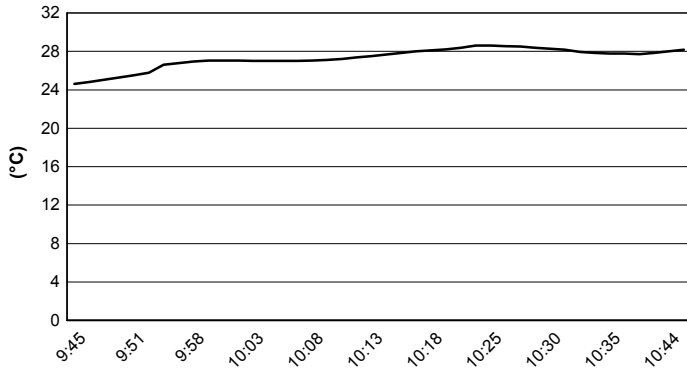


Mazda Raceway 3.610 m

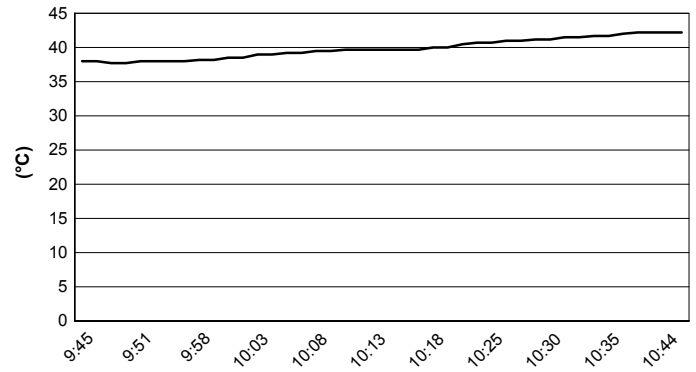
## US Round, 7-8-9 July 2017 World Superbike - Weather Report Free Practice 1st Session

Session started **09:45**      Session ended **10:46**

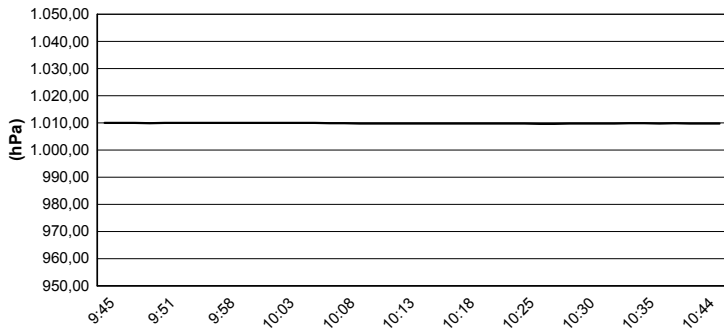
### Air Temperature



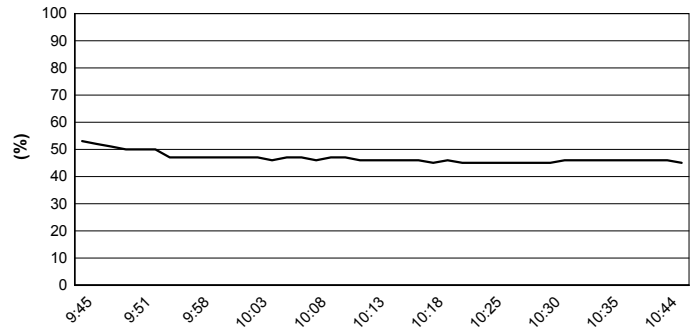
### Track Temperature



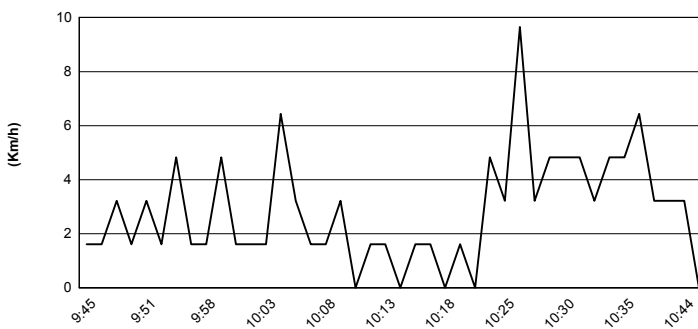
### Air Pressure



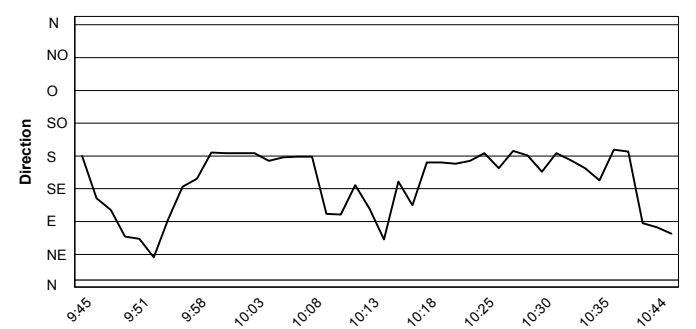
### Humidity



### Wind Speed



### Wind Direction



07/07/2017

These data/results cannot be reproduced, stored and/or transmitted in whole or in part by any manner of electronic, mechanical, photocopying, recording, broadcasting or otherwise now known or herein after developed without the previous express consent by the copyright owner, except for reproduction in daily press and regular printed publications on sale to the public within 60 days of the event related to those data/results and always provided that copyright symbol appears together as follows below.

© DORNA WSBK ORGANIZATION Srl 2017