

Mazda Raceway 3.610 m

US Round, 7-8-9 July 2017 World Superbike - Free Practices Combined Results

No.	Rider	Nat	Team	Bike	FP1	FP2	Time	Gap	Rel.	Avg	Laps
1	7 C. DAVIES	GBR	Aruba.it Racing - Ducati	Ducati Panigale R	1'23.425	1'24.087	1'23.425			155,781	51
2	1 J. REA	GBR	Kawasaki Racing Team	Kawasaki ZX-10RR	1'24.218	1'23.436	1'23.436	0.011	0.011	155,760	57
3	33 M. MELANDRI	ITA	Aruba.it Racing - Ducati	Ducati Panigale R	1'24.194	1'23.778	1'23.778	0.353	0.342	155,124	50
4	50 E. LAVERTY	IRL	Milwaukee Aprilia	Aprilia RSV4 RF	1'24.098	1'24.204	1'24.098	0.673	0.320	154,534	46
5	66 T. SYKES	GBR	Kawasaki Racing Team	Kawasaki ZX-10RR	1'24.347	1'24.242	1'24.242	0.817	0.144	154,270	54
6	12 X. FORÉS	ESP	BARNI Racing Team	Ducati Panigale R	1'24.997	1'24.253	1'24.253	0.828	0.011	154,250	39
7	2 L. CAMIER	GBR	MV Agusta Reparto Corse	MV Agusta 1000 F4	1'24.283	1'24.741	1'24.283	0.858	0.030	154,195	51
8	22 A. LOWES	GBR	Pata Yamaha Official WorldSBK Team	Yamaha YZF R1	1'24.635	1'24.330	1'24.330	0.905	0.047	154,109	55
9	81 J. TORRES	ESP	Althea BMW Racing Team	BMW S 1000 RR	1'24.538	1'24.388	1'24.388	0.963	0.058	154,003	56
10	15 A. DE ANGELIS	RSM	Pedercini Racing SC-Project	Kawasaki ZX-10RR	1'25.202	1'24.626	1'24.626	1.201	0.238	153,570	51
11	36 L. MERCADO	ARG	IODARacing	Aprilia RSV4 RF	1'25.577	1'24.670	1'24.670	1.245	0.044	153,490	56
12	35 R. DE ROSA	ITA	Althea BMW Racing Team	BMW S 1000 RR	1'25.012	1'24.713	1'24.713	1.288	0.043	153,412	43
13	60 M. VAN DER MARK	NED	Pata Yamaha Official WorldSBK Team	Yamaha YZF R1	1'25.280	1'24.755	1'24.755	1.330	0.042	153,336	59
14	6 S. BRADL	GER	Red Bull Honda World Superbike Team	Honda CBR1000RR	1'24.928	1'25.595	1'24.928	1.503	0.173	153,024	47
15	40 R. RAMOS	ESP	Team Kawasaki Go Eleven	Kawasaki ZX-10RR	1'25.279	1'25.282	1'25.279	1.854	0.351	152,394	51
16	32 L. SAVADORI	ITA	Milwaukee Aprilia	Aprilia RSV4 RF	1'25.902	1'25.421	1'25.421	1.996	0.142	152,141	47
17	45 J. GAGNE	USA	Red Bull Honda World Superbike Team	Honda CBR1000RR	1'25.801	1'25.618	1'25.618	2.193	0.197	151,791	56
18	86 A. BADOVINI	ITA	Grillini Racing Team	Kawasaki ZX-10RR	1'26.168	1'25.835	1'25.835	2.410	0.217	151,407	40
19	88 R. KRUMMENACHER	SUI	Kawasaki Puccetti Racing	Kawasaki ZX-10RR	1'26.377	1'26.009	1'26.009	2.584	0.174	151,100	57
20	96 J. SMRZ	CZE	Guandalini Racing	Yamaha YZF R1	1'28.824	1'26.448	1'26.448	3.023	0.439	150,333	42
21	37 O. JEZEK	CZE	Grillini Racing Team	Kawasaki ZX-10RR	1'26.836		1'26.836	3.411	0.388	149,661	25

07/07/2017

These data/results cannot be reproduced, stored and/or transmitted in whole or in part by any manner of electronic, mechanical, photocopying, recording, broadcasting or otherwise now known or herein after developed without the previous express consent by the copyright owner, except for reproduction in daily press and regular printed publications on sale to the public within 60 days of the event related to those data/results and always provided that copyright symbol appears together as follows below.

© DORNA WSBK ORGANIZATION Srl 2017

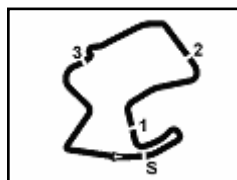
FICR PERUGIA TIMING



Official Tyre Supplier



Official Timekeeper



Mazda Raceway 3.610 m

1 / 2

US Round, 7-8-9 July 2017
World Superbike - Results Free Practice 2nd Session

No.	Rider	Nat	Team	Bike	Time	Gap	Rel.	Laps	Speed	
									Avg	Max
1	1 J. REA	GBR	Kawasaki Racing Team	Kawasaki ZX-10RR	1'23.436			32	155,760	253,4
2	33 M. MELANDRI	ITA	Aruba.it Racing - Ducati	Ducati Panigale R	1'23.778	0.342	0.342	26	155,124	256,4
3	7 C. DAVIES	GBR	Aruba.it Racing - Ducati	Ducati Panigale R	1'24.087	0.651	0.309	27	154,554	256,4
4	50 E. LAVERTY	IRL	Milwaukee Aprilia	Aprilia RSV4 RF	1'24.204	0.768	0.117	25	154,339	253,4
5	66 T. SYKES	GBR	Kawasaki Racing Team	Kawasaki ZX-10RR	1'24.242	0.806	0.038	30	154,270	249,8
6	12 X. FORÉS	ESP	BARNI Racing Team	Ducati Panigale R	1'24.253	0.817	0.011	26	154,250	246,9
7	22 A. LOWES	GBR	Pata Yamaha Official WorldSBK Team	Yamaha YZF R1	1'24.330	0.894	0.077	29	154,109	249,2
8	81 J. TORRES	ESP	Althea BMW Racing Team	BMW S 1000 RR	1'24.388	0.952	0.058	29	154,003	245,2
9	15 A. DE ANGELIS	RSM	Pedercini Racing SC-Project	Kawasaki ZX-10RR	1'24.626	1.190	0.238	26	153,570	248,7
10	36 L. MERCADO	ARG	IODARacing	Aprilia RSV4 RF	1'24.670	1.234	0.044	29	153,490	251,6
11	35 R. DE ROSA	ITA	Althea BMW Racing Team	BMW S 1000 RR	1'24.713	1.277	0.043	20	153,412	253,4
12	2 L. CAMIER	GBR	MV Agusta Reparto Corse	MV Agusta 1000 F4	1'24.741	1.305	0.028	32	153,361	248,1
13	60 M. VAN DER MARK	NED	Pata Yamaha Official WorldSBK Team	Yamaha YZF R1	1'24.755	1.319	0.014	32	153,336	247,5
14	40 R. RAMOS	ESP	Team Kawasaki Go Eleven	Kawasaki ZX-10RR	1'25.282	1.846	0.527	27	152,389	246,4
15	32 L. SAVADORI	ITA	Milwaukee Aprilia	Aprilia RSV4 RF	1'25.421	1.985	0.139	31	152,141	249,2
16	6 S. BRADL	GER	Red Bull Honda World Superbike Team	Honda CBR1000RR	1'25.595	2.159	0.174	24	151,831	241,4
17	45 J. GAGNE	USA	Red Bull Honda World Superbike Team	Honda CBR1000RR	1'25.618	2.182	0.023	28	151,791	243,6
18	86 A. BADOVINI	ITA	Grillini Racing Team	Kawasaki ZX-10RR	1'25.835	2.399	0.217	18	151,407	245,2
19	88 R. KRUMMENACHER	SUI	Kawasaki Puccetti Racing	Kawasaki ZX-10RR	1'26.009	2.573	0.174	26	151,100	243,0
20	96 J. SMRZ	CZE	Guandalini Racing	Yamaha YZF R1	1'26.448	3.012	0.439	26	150,333	234,5
21	37 O. JEZEK	CZE	Grillini Racing Team	Kawasaki ZX-10RR				0		

Qualifying Lap Time (107% of 1'23.436): 1'29.278

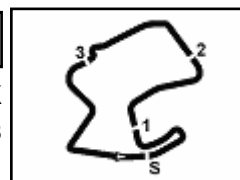
AIR	Humidity:	48%	Temp:	24°C
TRACK	Condition:	Dry	Temp:	52°C

Records	Pole (SP2)	2014	T.Sykes	1'21.811	158,850	Km/h
	Race (RC2)	2014	D.Giugliano	1'23.403	155,820	Km/h
	Circuit (SP2)	2014	T.Sykes	1'21.811	158,850	Km/h

Start	End	The results are provisional until the end of the time limit for protests and appeals and the completion of the technical checks.
07/07/2017	14.30 - 15:54	

These data/results cannot be reproduced, stored and/or transmitted in whole or in part by any manner of electronic, mechanical, photocopying, recording, broadcasting or otherwise now known or herein after developed without the previous express consent by the copyright owner, except for reproduction in daily press and regular printed publications on sale to the public within 60 days of the event related to those data/results and always provided that copyright symbol appears together as follows below.

© DORNA WSBK ORGANIZATION Srl 2017



US Round, 7-8-9 July 2017

World Superbike - Results Free Practice 2nd Session

Session Highlights

Local Time	No. Rider	Description
14.30.00		Start
14.30.09		WorldSBK Pit Intervention Time: 78secs
14.37.43	6 S. BRADL	Crashed - Turn 8
14.37.48		RED FLAG
14.38.21	6 S. BRADL	Re-joined
14.50.00		Session Restart
14.53.09	50 E. LAVERTY	On the Gravel - Re-Joined - Turn 2
15.35.52	35 R. DE ROSA	Crashed - Turn 5
15.36.34	50 E. LAVERTY	Crashed - Turn 3
15.38.39		RED FLAG
15.38.50	45 J. GAGNE	Crashed - Turn 8
15.49.00		Session Restart
15.51.31	22 A. LOWES	Crashed - Turn 3
15.53.01	81 J. TORRES	Crashed - Turn 4
15.54.34		End Of Session

Fastest Laps Sequence

No.	Rider	Nat	Team	Bike	Local Time	Time	Gap	Avg
1	J. REA	GBR	Kawasaki Racing Team	Kawasaki ZX-10RR	14:33'10.838	1'24.323		154,122
50	E. LAVERTY	IRL	Milwaukee Aprilia	Aprilia RSV4 RF	14:33'11.024	1'24.254	-0.069	154,248
1	J. REA	GBR	Kawasaki Racing Team	Kawasaki ZX-10RR	14:36'00.997	1'24.097	-0.157	154,536
1	J. REA	GBR	Kawasaki Racing Team	Kawasaki ZX-10RR	14:37'24.998	1'24.001	-0.096	154,712
33	M. MELANDRI	ITA	Aruba.it Racing - Ducati	Ducati Panigale R	15:34'53.878	1'23.997	-0.004	154,720
33	M. MELANDRI	ITA	Aruba.it Racing - Ducati	Ducati Panigale R	15:36'17.656	1'23.778	-0.219	155,124
1	J. REA	GBR	Kawasaki Racing Team	Kawasaki ZX-10RR	15:52'20.938	1'23.436	-0.342	155,760

07/07/2017 Start 14.30 End 15:54 The results are provisional until the end of the time limit for protests and appeals and the completion of the technical checks.

These data/results cannot be reproduced, stored and/or transmitted in whole or in part by any manner of electronic, mechanical, photocopying, recording, broadcasting or otherwise now known or herein after developed without the previous express consent by the copyright owner, except for reproduction in daily press and regular printed publications on sale to the public within 60 days of the event related to those data/results and always provided that copyright symbol appears together as follows below.

© DORNA WSBK ORGANIZATION Srl 2017


US Round, 7-8-9 July 2017
World Superbike - Best Sector & Speed Free Practice 2nd Session

Mazda Raceway 3.610 m

BEST LAP

1	1 J. REA	Kawasaki ZX-10RR	1'23.436
2	33 M. MELANDRI	Ducati Panigale R	1'23.778
3	7 C. DAVIES	Ducati Panigale R	1'24.087
4	50 E. LAVERTY	Aorilia RSV4 RF	1'24.204
5	66 T. SYKES	Kawasaki ZX-10RR	1'24.242
6	12 X. FORÉS	Ducati Panigale R	1'24.253
7	22 A. LOWES	Yamaha YZF R1	1'24.330
8	81 J. TORRES	BMW S 1000 RR	1'24.388
9	15 A. DE ANGELIS	Kawasaki ZX-10RR	1'24.626
10	36 L. MERCADO	Aorilia RSV4 RF	1'24.670
11	35 R. DE ROSA	BMW S 1000 RR	1'24.713
12	2 L. CAMIER	MV Austa 1000 F4	1'24.741
13	60 M. VAN DER MARK	Yamaha YZF R1	1'24.755
14	40 R. RAMOS	Kawasaki ZX-10RR	1'25.282
15	32 L. SAVADORI	Aorilia RSV4 RF	1'25.421
16	6 S. BRADL	Honda CBR1000RR	1'25.595
17	45 J. GAGNE	Honda CBR1000RR	1'25.618
18	86 A. BADOVINI	Kawasaki ZX-10RR	1'25.835
19	88 R. KRUMMENACHER	Kawasaki ZX-10RR	1'26.009
20	96 J. SMRZ	Yamaha YZF R1	1'26.448
21	37 O. JEZEK	Kawasaki ZX-10RR	

SPEED

1	7 C. DAVIES	Ducati Panigale R	256.4
2	33 M. MELANDRI	Ducati Panigale R	256.4
3	1 J. REA	Kawasaki ZX-10RR	253.4
4	50 E. LAVERTY	Aorilia RSV4 RF	253.4
5	35 R. DE ROSA	BMW S 1000 RR	253.4
6	36 L. MERCADO	Aorilia RSV4 RF	251.6
7	66 T. SYKES	Kawasaki ZX-10RR	249.8
8	22 A. LOWES	Yamaha YZF R1	249.2
9	32 L. SAVADORI	Aorilia RSV4 RF	249.2
10	15 A. DE ANGELIS	Kawasaki ZX-10RR	248.7
11	2 L. CAMIER	MV Austa 1000 F4	248.1
12	60 M. VAN DER MARK	Yamaha YZF R1	247.5
13	12 X. FORÉS	Ducati Panigale R	246.9
14	40 R. RAMOS	Kawasaki ZX-10RR	246.4
15	81 J. TORRES	BMW S 1000 RR	245.2
16	86 A. BADOVINI	Kawasaki ZX-10RR	245.2
17	45 J. GAGNE	Honda CBR1000RR	243.6
18	88 R. KRUMMENACHER	Kawasaki ZX-10RR	243.0
19	6 S. BRADL	Honda CBR1000RR	241.4
20	96 J. SMRZ	Yamaha YZF R1	234.5

SEG. 1		SEG. 2		SEG. 3		SEG. 4		SEG. 5						
1	33 M. MELANDRI	2.419	1 J. REA	19.393	1	33 M. MELANDRI	17.600	1	1 J. REA	19.301	1	1 J. REA	24.579	
2	1 J. REA	2.431	2	7 C. DAVIES	19.449	2	1 J. REA	17.661	2	7 C. DAVIES	19.338	2	33 M. MELANDRI	24.761
3	7 C. DAVIES	2.447	3	33 M. MELANDRI	19.478	3	22 A. LOWES	17.713	3	12 X. FORÉS	19.344	3	12 X. FORÉS	24.780
4	50 E. LAVERTY	2.450	4	66 T. SYKES	19.537	4	50 E. LAVERTY	17.715	4	50 E. LAVERTY	19.356	4	7 C. DAVIES	24.790
5	35 R. DE ROSA	2.462	5	81 J. TORRES	19.605	5	7 C. DAVIES	17.742	5	33 M. MELANDRI	19.356	5	50 E. LAVERTY	24.800
6	32 L. SAVADORI	2.474	6	22 A. LOWES	19.619	6	12 X. FORÉS	17.755	6	66 T. SYKES	19.361	6	66 T. SYKES	24.820
7	36 L. MERCADO	2.474	7	50 E. LAVERTY	19.627	7	15 A. DE ANGELIS	17.755	7	36 L. MERCADO	19.374	7	81 J. TORRES	24.854
8	12 X. FORÉS	2.474	8	2 L. CAMIER	19.635	8	66 T. SYKES	17.765	8	22 A. LOWES	19.434	8	35 R. DE ROSA	24.934
9	66 T. SYKES	2.478	9	15 A. DE ANGELIS	19.646	9	35 R. DE ROSA	17.791	9	35 R. DE ROSA	19.468	9	22 A. LOWES	24.945
10	22 A. LOWES	2.495	10	35 R. DE ROSA	19.699	10	60 M. VAN DER MAR	17.794	10	60 M. VAN DER MAR	19.494	10	2 L. CAMIER	25.002
11	15 A. DE ANGELIS	2.497	11	40 R. RAMOS	19.758	11	81 J. TORRES	17.821	11	81 J. TORRES	19.512	11	36 L. MERCADO	25.066
12	60 M. VAN DER MAR	2.504	12	60 M. VAN DER MAR	19.758	12	2 L. CAMIER	17.832	12	2 L. CAMIER	19.539	12	15 A. DE ANGELIS	25.076
13	81 J. TORRES	2.514	13	12 X. FORÉS	19.779	13	36 L. MERCADO	17.837	13	45 J. GAGNE	19.580	13	6 S. BRADL	25.118
14	2 L. CAMIER	2.522	14	36 L. MERCADO	19.793	14	32 L. SAVADORI	17.873	14	32 L. SAVADORI	19.601	14	60 M. VAN DER MAR	25.119
15	40 R. RAMOS	2.527	15	32 L. SAVADORI	19.901	15	6 S. BRADL	17.947	15	40 R. RAMOS	19.609	15	40 R. RAMOS	25.216
16	86 A. BADOVINI	2.531	16	86 A. BADOVINI	19.960	16	40 R. RAMOS	17.961	16	15 A. DE ANGELIS	19.613	16	86 A. BADOVINI	25.230
17	45 J. GAGNE	2.543	17	45 J. GAGNE	19.964	17	45 J. GAGNE	18.022	17	6 S. BRADL	19.703	17	45 J. GAGNE	25.241
18	6 S. BRADL	2.543	18	6 S. BRADL	19.979	18	96 J. SMRZ	18.070	18	86 A. BADOVINI	19.783	18	32 L. SAVADORI	25.274
19	88 R. KRUMMENAC	2.543	19	88 R. KRUMMENAC	19.981	19	88 R. KRUMMENAC	18.092	19	96 J. SMRZ	19.962	19	88 R. KRUMMENAC	25.290
20	96 J. SMRZ	2.607	20	96 J. SMRZ	20.045	20	86 A. BADOVINI	18.107	20	88 R. KRUMMENAC	19.969	20	96 J. SMRZ	25.391

07/07/2017

These data/results cannot be reproduced, stored and/or transmitted in whole or in part by any manner of electronic, mechanical, photocopying, recording, broadcasting or otherwise now known or herein after developed without the previous express consent by the copyright owner, except for reproduction in daily press and regular printed publications on sale to the public within 60 days of the event related to those data/results and always provided that copyright symbol appears together as follows below.

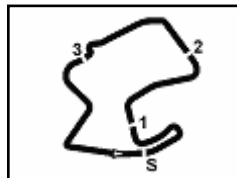
© DORNA WSBK ORGANIZATION Srl 2017

FICR PERUGIA TIMING


Official Tyre Supplier



Official Timekeeper



Mazda Raceway 3.610 m

US Round, 7-8-9 July 2017

World Superbike - Ideal Times Free Practice 2nd Session

No.	Rider	Nat	Bike	Seg. 1	Seg. 2	Seg. 3	Seg. 4	Seg. 5	Ideal Time		
				Diff. 1	Diff. 2	Diff. 3	Diff. 4	Diff. 5	Best Lap	Pos.	Diff.
1	1 J. REA	GBR	Kawasaki ZX-10RR	2.431 0.048	19.393	17.661 0.023	19.301	24.579	1'23.365 1'23.436	2	0.071
2	33 M. MELANDRI	ITA	Ducati Panigale R	2.419 0.020	19.478	17.600 0.058	19.356 0.086	24.761	1'23.614 1'23.778	3	0.164
3	7 C. DAVIES	GBR	Ducati Panigale R	2.447 0.024	19.449 0.117	17.742 0.127	19.338	24.790 0.053	1'23.766 1'24.087	4	0.321
4	50 E. LAVERTY	IRL	Aprilia RSV4 RF	2.450 0.052	19.627 0.074	17.715 0.130	19.356	24.800	1'23.948 1'24.204	5	0.256
5	66 T. SYKES	GBR	Kawasaki ZX-10RR	2.478 0.014	19.537 0.083	17.765 0.076	19.361 0.108	24.820	1'23.961 1'24.242	6	0.281
6	12 X. FORÉS	ESP	Ducati Panigale R	2.474 0.024	19.779	17.755 0.097	19.344	24.780	1'24.132 1'24.253	7	0.121
7	22 A. LOWES	GBR	Yamaha YZF R1	2.495 0.024	19.619 0.009	17.713 0.091	19.434	24.945	1'24.206 1'24.330	8	0.124
8	81 J. TORRES	ESP	BMW S 1000 RR	2.514 0.033	19.605	17.821 0.049	19.512	24.854	1'24.306 1'24.388	9	0.082
9	35 R. DE ROSA	ITA	BMW S 1000 RR	2.462 0.013	19.699 0.222	17.791 0.102	19.468 0.022	24.934	1'24.354 1'24.713	12	0.359
10	2 L. CAMIER	GBR	MV Agusta 1000 F4	2.522 0.023	19.635 0.060	17.832 0.112	19.539	25.002 0.016	1'24.530 1'24.741	13	0.211
11	36 L. MERCADO	ARG	Aprilia RSV4 RF	2.474 0.032	19.793	17.837 0.009	19.374	25.066 0.085	1'24.544 1'24.670	11	0.126
12	15 A. DE ANGELIS	RSM	Kawasaki ZX-10RR	2.497 0.021	19.646 0.018	17.755	19.613	25.076	1'24.587 1'24.626	10	0.039
13	60 M. VAN DER MARK	NED	Yamaha YZF R1	2.504 0.007	19.758	17.794 0.079	19.494	25.119	1'24.669 1'24.755	14	0.086
14	40 R. RAMOS	ESP	Kawasaki ZX-10RR	2.527 0.019	19.758	17.961	19.609 0.006	25.216 0.186	1'25.071 1'25.282	15	0.211
15	32 L. SAVADORI	ITA	Aprilia RSV4 RF	2.474 0.053	19.901 0.056	17.873 0.103	19.601 0.061	25.274 0.025	1'25.123 1'25.421	16	0.298
16	6 S. BRADL	GER	Honda CBR1000RR	2.543 0.059	19.979 0.059	17.947 0.013	19.703 0.083	25.118 0.150	1'25.290 1'25.595	17	0.305
17	45 J. GAGNE	USA	Honda CBR1000RR	2.543 0.009	19.964 0.026	18.022	19.580 0.031	25.241 0.202	1'25.350 1'25.618	18	0.268
18	86 A. BADOVINI	ITA	Kawasaki ZX-10RR	2.531 0.018	19.960 0.118	18.107 0.088	19.783	25.230	1'25.611 1'25.835	19	0.224
19	88 R. KRUMMENACHER	SUI	Kawasaki ZX-10RR	2.543 0.001	19.981	18.092 0.133	19.969	25.290	1'25.875 1'26.009	20	0.134
20	96 J. SMRZ	CZE	Yamaha YZF R1	2.607 0.020	20.045 0.138	18.070 0.215	19.962	25.391	1'26.075 1'26.448	21	0.373
Overall Ideal Time				2.419	19.393	17.600	19.301	24.579	1'23.292		

07/07/2017

These data/results cannot be reproduced, stored and/or transmitted in whole or in part by any manner of electronic, mechanical, photocopying, recording, broadcasting or otherwise now known or herein after developed without the previous express consent by the copyright owner, except for reproduction in daily press and regular printed publications on sale to the public within 60 days of the event related to those data/results and always provided that copyright symbol appears together as follows below.

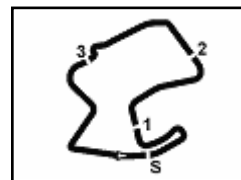
© DORNA WSBK ORGANIZATION Srl 2017

FICR PERUGIA TIMING


Official Tyre Supplier



Official Timekeeper



Mazda Raceway 3.610 m

US Round, 7-8-9 July 2017
World Superbike - Chronological Analysis Free Practice 2nd Session

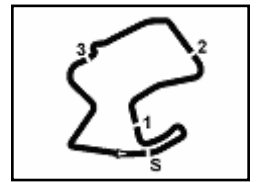
1° J. REA (1'23.436)								
Lap	Seg. 1	Seg. 2	Seg. 3	Seg. 4	Seg. 5	Lap Time	km/h	Local Time
1			18.177	20.158	25.570	1'44.537 P		14:30'01.978
2	2.467	19.655	17.735	19.474	24.992	1'24.323	253.4	14:31'46.515
3	2.461	20.550	17.905	19.904	25.242	1'26.062	252.8	14:34'36.900
4	2.458	19.673	17.666	19.567	24.733	1'24.097	253.4	14:36'00.997
5	2.448	19.622	17.661	19.453	24.817	1'24.001	253.4	14:37'24.998
6	2.457	20.498	19.473	21.557	11'33.722	12'37.707 P	248.1	14:50'02.705
7			18.361	20.117	25.028	1'43.286 P		14:51'45.991
8	2.488	19.697	17.802	19.439	24.823	1'24.249	249.2	14:53'10.240
9	2.480	20.857	17.949	19.741	24.802	1'25.829	250.4	14:54'36.069
10	2.474	19.632	17.840	19.497	24.833	1'24.276	251.0	14:56'00.345
11	2.472	19.602	17.705	19.611	24.818	1'24.208	251.6	14:57'24.553
12	2.467	19.684	17.821	19.646	24.771	1'24.389	253.4	14:58'48.942
13	2.463	19.721	17.693	19.560	24.955	1'24.392	252.2	15:00'13.334
14	2.493	19.720	17.771	19.562	24.890	1'24.436	249.8	15:01'37.770
15	2.473	24.092	17.911	20.382	26.837	1'31.695	248.1	15:03'09.465
16	2.460	19.712	17.772	19.990	24.947	1'24.881	252.8	15:04'34.346
17	2.476	19.673	17.675	19.460	24.821	1'24.105	252.2	15:05'58.451
18	2.481	19.669	17.714	19.350	24.823	1'24.307	251.6	15:07'22.488
19	2.477	19.691	17.745	19.514	24.876	1'24.303	249.8	15:08'46.791
20	2.484	19.739	17.757	19.452	24.872	1'24.304	250.4	15:10'11.095
21	2.488	19.809	17.745	19.435	24.911	1'24.388	249.2	15:11'35.483
22	2.477	19.882	17.775	19.493	24.995	1'24.622	250.4	15:13'00.105
23	2.494	20.311	23.024	21.142	26.664	1'33.635	248.7	15:14'33.740
24	2.479	19.708	17.758	19.403	24.831	1'24.179	251.0	15:15'57.919
25	2.476	19.799	17.824	19.460	25.243	1'24.802	251.6	15:17'22.721
26	2.500	21.637	19.224	20.451	12'55.038	13'58.850 P	240.8	15:31'21.571
27			18.122	20.005	25.062	1'42.959 P		15:33'04.530
28	2.486	19.714	17.770	19.558	24.754	1'24.282	251.6	15:34'28.812
29	2.469	19.580	17.748	19.443	24.972	1'24.212	251.6	15:35'53.024
30	2.504	20.310	18.148	19.827	12'04.570	13'05.359 P	248.1	15:48'58.383
31			23.950	21.894	27.547	1'59.119 P		15:50'57.502
32	2.479	19.393	17.684	19.301	24.579	1'23.436	252.8	15:52'20.938

2° 33 M. MELANDRI (1'23.778)								
Lap	Seg. 1	Seg. 2	Seg. 3	Seg. 4	Seg. 5	Lap Time	km/h	Local Time
1			19.598	21.333	26.349	1'48.436 P		14:30'06.176
2	2.467	20.899	18.154	19.846	25.228	1'26.594	245.2	14:31'54.612
3	2.450	20.426	17.940	19.610	26.012	1'26.438	243.0	14:34'47.644
4	2.449	19.840	17.746	20.102	32.437	1'32.574	248.1	14:36'20.218
5	2.444	19.797	17.744	19.556	24.983	1'24.524	249.8	14:37'44.742
6	2.427	22.558	20.214	22.409	15'09.552	16'17.160 P	252.8	14:54'01.902
7			19.860	21.292	25.529	1'48.565 P		14:55'50.467
8	2.465	19.790	17.817	19.566	24.825	1'24.463	248.7	14:57'14.930
9	2.420	19.868	17.825	19.434	24.982	1'24.529	255.8	14:58'39.459
10	2.419	19.810	17.747	19.593	25.032	1'24.601	255.8	15:00'04.060
11	2.438	22.928	18.201	19.684	14'21.276	15'24.527 P	244.1	15:15'28.587
12			18.824	20.268	25.640	1'45.267 P		15:17'13.854
13	2.465	19.813	17.827	19.451	24.991	1'24.547	248.1	15:18'38.401
14	2.440	19.785	17.862	19.649	25.059	1'24.795	252.8	15:20'03.196
15	2.431	19.714	17.736	19.419	24.928	1'24.228	255.2	15:21'27.424
16	2.427	19.671	17.848	19.511	24.936	1'24.393	256.4	15:22'51.817
17	2.445	19.741	17.769	19.481	24.940	1'24.376	252.2	15:24'16.193
18	2.475	22.766	18.726	20.382	6'22.379	7'26.728 P	239.2	15:31'42.921
19			19.009	20.416	25.540	1'46.960 P		15:33'29.881
20	2.457	19.566	17.722	19.356	24.896	1'23.997	250.4	15:34'53.878
21	2.439	19.478	17.658	19.442	24.761	1'23.778	252.8	15:36'17.656
22	2.438	20.966	20.492	20.645	25.708	1'30.249	254.0	15:37'47.905
23	2.473	19.699	17.730	21.934	10'07.096	11'08.932 P	246.4	15:48'56.837
24			18.415	20.104	25.040	1'49.759 P		15:50'46.596
25	2.430	19.533	17.600	19.437	24.830	1'23.830	255.2	15:52'10.426
26	2.421	20.711	24.618	21.141	29.236	1'38.127	254.6	15:53'48.553

3° 7 C. DAVIES (1'24.087)								
Lap	Seg. 1	Seg. 2	Seg. 3	Seg. 4	Seg. 5	Lap Time	km/h	Local Time
1			19.183	21.203	26.004	1'47.092 P		14:30'54.737
2	2.484	19.998	18.045	19.541	24.935	1'25.003	249.2	14:32'41.829
3	2.471	19.630	17.849	19.617	24.894	1'24.461	252.8	14:35'31.293
4	2.460	19.673	17.804	19.360	24.964	1'24.261	252.2	14:36'55.554
5	2.469	19.547	17.742	20.938	13'09.397	14'10.093 P	252.2	14:51'05.647
6			20.425	21.967	26.212	1'49.778 P		14:52'55.425
7	2.489	19.921	17.905	19.558	24.911	1'24.784	251.6	14:54'20.209
8	2.502	20.174	19.176	25.062	28.526	1'35.440	248.7	14:55'55.649
9	2.466	19.707	17.978	19.515	24.790	1'24.456	252.8	14:57'20.105
10	2.447	19.849	17.862	19.553	24.907	1'24.618	255.8	14:58'44.723

11	2.464	24.985	18.572	19.793	25.750	1'31.564	252.8	15:00'16.287
12	2.456	19.653	17.858	19.359	24.862	1'24.188	254.6	15:01'40.475
13	2.475	19.656	17.827	19.979	12'12.977	13'12.914 P	251.0	15:14'53.389
14			19.033	21.689	25.891	1'50.717 P		15:16'44.106
15	2.489	19.729	18.070	19.540	24.916	1'24.744	250.4	15:18'08.850
16	2.468	19.705	17.888	22.380	27.141	1'29.582	253.4	15:19'38.432
17	2.485	19.689	17.909	19.402	24.843	1'24.328	251.0	15:21'02.760
18	2.480	20.081	19.479	20.897	6'50.416	7'53.353 P	251.6	15:28'56.113
19			19.612	20.360	25.568	1'48.847 P		15:30'44.960
20	2.503	19.641	17.825	19.407	24.873	1'24.249	251.0	15:32'09.209
21	2.482	19.522	17.822	19.400	24.873	1'24.099	251.6	15:33'33.308
22	2.471	19.726	17.782	19.494	24.886	1'24.359	254.0	15:34'57.667
23	2.471	19.566	17.869	19.338	24.843	1'24.087	253.4	15:36'21.754
24	2.473	21.647	20.296	19.976	11'25.515	12'29.907 P	254.6	15:48'51.661
25			18.447	19.950	25.208	1'54.454 P		15:50'46.115
26	2.473	19.449	17.837	19.473	24.938	1'24.170	253.4	15:52'10.285
27	2.460	20.326	22.492	19.776	26.017	1'31.071	256.4	15:53'41.366

4° 50 E. LAVERTY (1'24.204)								
Lap	Seg. 1	Seg. 2	Seg. 3	Seg. 4	Seg. 5	Lap Time	km/h	Local Time
1								14:29'58.364
2	12.537	31.887	18.383	20.022	25.577	1'48.406 P		14:31'46.770
3	2.456	19.693	17.715	19.416	24.974	1'24.254	253.4	14:33'11.024
4	2.450	19.767	17.782	19.413	25.080	1'24.492	251.0	14:34'35.516
5	2.466	19.657	17.901	19.449	24.861	1'24.334	252.8	14:35'59.850
6	2.473	19.699	17.890	19.525	25.185	1'24.772	249.8	14:37'24.622
7	2.481	19.737	18.009	23.609	12'31.035	13'34.871 P	248.7	14:50'59.493
8			18.651	20.417	26.298	1'45.859 P		14:52'45.352
9	2.497	34.747	18.966	20.406	25.390	1'42.006	246.9	14:54'27.358
10	2.478	19.627	18.156	19.749	25.528	1'25.538	248.1	14:55'52.896
11	2.479	19.994	17.910	19.569	25.063	1'25.015	249.2	14:57'17.911
12	2.480	19.772	17.854	19.547	24.908	1'24.561	249.2	14:58'42.472
13	2.478	19.761	17.849	19.447	25.056	1'24.591	247.5	15:00'07.063
14	2.487	19.767	17.939	19.465	25.113	1'24.771	248.7	15:01'31.834
15	2.490	19.818	17.981	19.423	25.114	1'24.826	248.7	15:02'56.660
16	2.508	22.007	18.456	19.665	9'51.786	10'54.422 P	243.0	15:13'51.082
17			18.360	20.592	26.967	1'46.465 P		15:15'37.547
18	2.498	20.315	18.217	19.781	25.134	1'25.945	246.9	15:17'03.492
19	2.483	20.022	17.972	19.652	25.057	1'25.186	248.1	15:18'28.678
20	2.506	19.928	17.887	19.586	25.115	1'25.022	245.8	15:19'53.700
21	2.505	20.022	17.949	19.583	25.124	1'25.183	245.2	15:21'18.883
22	2.503	20.652	18.305	19.864	7'32.455	8'33.779 P	244.7	15:29'52.662
23			18.791	20.079	25.870	1'45.451 P	</	


US Round, 7-8-9 July 2017
World Superbike - Chronological Analysis Free Practice 2nd Session

Mazda Raceway 3.610 m

2 / 4

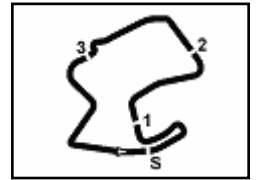
6° 12 X. FORÉS (1'24.253)								
Lap	Seg. 1	Seg. 2	Seg. 3	Seg. 4	Seg. 5	Lap Time	km/h	Local Time
1			18.829	20.389	25.610	1'46.049 P		14:30'26.681
2	2.565	20.251	18.249	20.022	25.348	1'26.435	235.0	14:32'12.730
3	2.537	20.186	17.992	19.789	25.134	1'25.638	241.4	14:35'04.803
4	2.542	19.948	17.932	19.823	25.125	1'25.370	237.6	14:36'30.173
5	2.536	22.338	20.037	22.721	13'26.810	14'34.442 P	238.7	14:51'04.615
6			20.021	20.340	25.952	1'47.616 P		14:52'52.231
7	2.513	24.138	19.577	19.680	25.014	1'30.922	239.2	14:54'23.153
8	2.491	20.080	18.036	22.029	28.020	1'30.656	244.7	14:55'53.809
9	2.483	19.926	17.872	19.659	24.837	1'24.777	241.9	14:57'18.586
10	2.495	25.750	20.212	20.467	5'57.684	7'06.608 P	239.7	15:04'25.194
11			18.510	20.013	25.138	1'44.859 P		15:06'10.053
12	2.511	19.828	17.829	19.630	24.948	1'24.746	239.2	15:07'34.799
13	2.503	19.928	17.861	19.576	24.919	1'24.787	241.4	15:08'59.586
14	2.501	19.957	17.775	19.661	24.784	1'24.678	241.4	15:10'24.264
15	2.525	20.002	17.776	19.371	24.909	1'24.583	238.7	15:11'48.847
16	2.521	23.787	21.385	20.487	25.284	1'33.464	239.2	15:13'22.311
17	2.505	19.893	17.755	19.367	24.821	1'24.341	241.4	15:14'46.652
18	2.500	20.109	19.887	20.238	15'43.084	16'45.818 P	243.6	15:31'32.470
19			19.739	20.288	26.555	1'47.332 P		15:33'19.802
20	2.534	19.868	17.846	19.389	24.988	1'24.625	239.2	15:34'44.627
21	2.522	26.481	21.134	20.148	24.955	1'35.240	241.9	15:36'19.667
22	2.499	20.347	20.769	20.565	24.979	1'29.159	243.0	15:37'48.826
23	2.502	19.893	17.757	21.576	10'15.014	11'16.742 P	241.9	15:49'05.568
24			20.081	22.072	27.658	1'52.382 P		15:50'57.950
25	2.498	19.779	17.852	19.344	24.780	1'24.253	243.0	15:52'22.203
26	2.474	19.932	23.005	22.955	25.208	1'33.574	246.9	15:53'55.777

7° 22 A. LOWES (1'24.330)								
Lap	Seg. 1	Seg. 2	Seg. 3	Seg. 4	Seg. 5	Lap Time	km/h	Local Time
1			18.888	20.781	25.998	1'47.572 P		14:30'34.427
2	2.507	20.114	18.217	20.033	25.628	1'26.499	243.0	14:32'21.999
3	2.504	19.923	17.987	19.824	25.246	1'25.484	247.5	14:33'48.498
4	2.500	19.833	17.842	19.643	25.238	1'25.056	246.4	14:35'13.982
5	2.495	19.619	17.713	20.733	13'26.691	14'27.251 P	246.4	14:36'39.038
6			19.425	21.212	25.418	1'51.102 P		14:37'50.145
7	2.513	19.939	17.794	19.666	25.089	1'25.001	244.1	14:52'57.391
8	2.514	19.782	17.816	20.283	25.474	1'25.869	245.8	14:54'22.392
9	2.522	19.869	17.953	19.811	25.306	1'25.461	245.2	14:55'48.261
10	2.521	19.852	17.970	19.653	25.140	1'25.136	245.2	14:57'13.722
11	2.510	19.859	17.880	19.586	25.335	1'25.170	245.2	14:58'38.858
12	2.510	24.360	18.170	19.849	25.099	1'29.988	242.4	15:00'04.028
13	2.506	19.855	17.879	19.594	25.029	1'24.863	244.1	15:01'34.016
14	2.514	19.824	17.906	19.792	25.340	1'25.376	243.0	15:02'58.879
15	2.517	19.820	17.940	20.655	25.821	1'26.753	244.1	15:04'24.255
16	2.508	19.957	18.001	19.763	25.305	1'25.534	244.7	15:05'51.008
17	2.513	19.883	17.883	19.758	25.341	1'25.378	244.7	15:07'16.542
18	2.514	19.886	17.982	19.811	25.375	1'25.568	244.1	15:08'41.920
19	2.522	24.053	18.726	23.367	9'18.653	10'27.321 P	241.4	15:10'07.488
20			18.633	20.391	25.525	1'51.136 P		15:20'34.809
21	2.523	19.969	18.033	19.738	25.372	1'25.635	244.1	15:22'25.945
22	2.519	19.903	18.140	19.819	25.273	1'25.654	245.2	15:23'51.580
23	2.519	19.839	17.933	19.679	25.328	1'25.298	246.4	15:25'17.234
24	2.522	19.815	17.878	19.678	25.255	1'25.148	244.1	15:26'42.532
25	2.510	19.783	18.002	19.874	6'09.878	7'10.047 P	247.5	15:28'07.680
26			21.838	20.058	25.292	1'56.185 P		15:35'17.727
27	2.519	19.628	17.804	19.434	24.945	1'24.330	246.4	15:37'13.912
28	2.504	28.209	23.420	22.787	8'52.582	10'09.502 P	249.2	15:38'38.242
29			19.460	20.998	28.788	2'13.624 P		15:51'01.368

8° 81 J. TORRES (1'24.388)								
Lap	Seg. 1	Seg. 2	Seg. 3	Seg. 4	Seg. 5	Lap Time	km/h	Local Time
1			19.812	20.815	26.009	1'48.351 P		14:30'12.320
2	2.534	22.498	18.922	20.112	25.283	1'29.349	243.6	14:32'00.671
3	2.528	19.829	17.912	21.044	25.068	1'26.381	243.6	14:33'30.020
4	2.523	19.804	17.907	19.879	25.082	1'25.195	245.2	14:34'56.401
5	2.514	19.890	17.877	19.667	28.601	1'28.549 C	245.2	14:36'21.596
6	2.555	22.028	20.665	22.263	11'57.647	13'05.158 P	240.8	14:37'50.145
7			19.153	20.154	25.317	1'45.777 P		14:50'55.303
8	2.565	19.854	17.994	19.719	25.045	1'25.177	238.1	14:52'41.080
9	2.558	19.803	18.023	19.653	24.975	1'25.012	240.8	14:54'06.257
10	2.550	19.733	17.880	19.672	25.162	1'24.997	240.8	14:55'31.269
11	2.543	19.786	17.829	19.750	24.990	1'24.898	241.9	14:56'56.266
12	2.541	19.618	17.869	19.705	25.161	1'24.894	243.0	14:58'21.164
13	2.537	19.707	17.948	20.969	25.405	1'26.566	244.1	14:59'46.058

14	2.537	19.760	17.919	19.716	25.025	1'24.957	244.1	15:02'37.581
15	2.541	22.837	18.479	20.074	10'36.435	11'40.366 P	243.0	15:14'17.947
16			18.937	20.017	25.214	1'45.314 P		15:16'03.261
17	2.538	19.971	18.057	19.865	25.127	1'25.558	244.7	15:17'28.819
18	2.524	19.910	18.030	19.719	25.224	1'25.407	245.2	15:18'54.226
19	2.535	19.966	18.026	19.948	7'57.712	8'58.187 P	243.0	15:27'52.413
20			19.826	20.242	25.331	1'47.852 P		15:29'40.265
21	2.561	19.791	17.962	19.626	25.072	1'25.012	241.9	15:31'05.277
22	2.545	19.743	17.821	19.771	24.914	1'24.794	241.9	15:32'30.071
23	2.547	19.605	17.870	19.512	24.854	1'24.388	243.0	15:33'54.459
24	2.531	19.622	17.872	19.597	25.140	1'24.762	244.7	15:35'19.221
25	2.551	20.274	18.609	20.109	25.108	1'26.651	243.6	15:36'45.872
26	2.535	19.708	18.575	20.577	27.118	1'28.513	244.7	15:38'14.385
27	2.555	19.749	18.530	25.286	9'25.018	10'31.138 P	242.4	15:48'45.523
28			18.990	20.422	29.472	2'08.200 P		15:50'53.723
29	2.537	19.830	18.198	19.786	25.087	1'25.438	244.7	15:52'19.161

9° 15 A. DE ANGELIS (1'24.626)								
Lap	Seg. 1	Seg. 2	Seg. 3	Seg. 4	Seg. 5	Lap Time	km/h	Local Time
1								14:30'02.805
2	2.503	19.868	18.694	20.268	25.604	1'45.014 P		14:31'47.819
3	2.529	26.535	20.825	20.721	25.430	1'36.040	238.7	14:33'13.318
4	2.507	23.655	18.241	19.982	25.232	1'29.617	243.0	14:34'49.358
5	2.497	19.712	17.963	19.744	25.123	1'25.039	244.7	14:36'18.075
6	2.551	25.894	19.854	21.291	11'09.878	12'19.468 P	227.5	14:37'44.014
7			18.718	20.366	25.571	1'43.953 P		14:50'03.482
8	2.506	19.937	18.021	19.966	25.281	1'25.711	243.6	14:51'47.435
9	2.518	24.062	19.814	19.846	25.375	1'31.615	243.0	14:53'13.146
10	2.499	19.906	17.986	19.776	25.094	1'25.261	246.9	14:54'44.761
11	2.526	23.279	19.327	21.290	6'12.827	7'19.249 P	234.5	14:56'10.022
12			19.186	21.478	26.995	1'47.523 P		15:03'29.271
13	2.555	20.502	18.152	19.947	25.821	1'26.977	239.2	15:05'16.794
14	2.567	20.231	18.149	19.940	6'06.719	7'07.606 P	234.0	15:06'43.771
15			18.450	20.583	26.844	1'46.870 P		15:13'51.377
16	2.524	19.853	18.250	20.127	25.599	1'26.353	243.6	15:15'38.247
17	2.518	19.664	17.755	19.613	25.076	1'24.626	245.2	15:17'04.600
18	2.498	24.798	20.260	20.580	26.288	1'34.424	244.7	15:18'29.226
19	2.500	19.827	18.000	19.682	25.152	1'25.161	246.9	15:20'03.650
20	2.499	22.244	20.387	20.638	11'44.219	12'49.987 P	248.7	15:21'28.811
21			20.883	22.462	33.700	1'59.841 P		15:34'18.798
22	2.536	21.020	21.687	20.701	25.219	1'31.163	244.1	15:36'18.639
23	2.512	19.646	17.761	21.415	9'50.165	10'51.499 P	247.5	15:37'49.800
24			18.670	20.125	25.473	2'06.273 P		15:48'41.301
25	2.521	19.676	18.071	19.762	25.281	1'25.311	243.6	15:50'47.574
26	2.528	19.						



Mazda Raceway 3.610 m

US Round, 7-8-9 July 2017
World Superbike - Chronological Analysis Free Practice 2nd Session

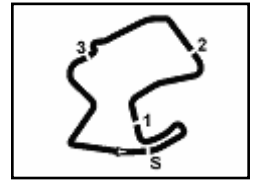
11° 35 R. DE ROSA (1'24.713)								
Lap	Seg. 1	Seg. 2	Seg. 3	Seg. 4	Seg. 5	Lap Time	km/h	Local Time
1			19.792	20.981	26.282	1'48.442 P		14:30'12.788
2	2.500	20.127	18.004	19.868	25.593	1'26.092	244.7	14:32'01.230
3	2.543	19.959	17.813	19.826	25.189	1'25.330	239.7	14:34'52.652
4	2.488	20.147	17.983	19.691	25.218	1'25.527	246.4	14:37'18.179
5	2.480	20.003	17.983	19.761	25.403	1'25.630	249.8	14:37'43.809
6	2.501	28.067	21.897	23.395	11'37.810	12'53.670 P	244.7	14:50'37.479
7			25.475	26.178	26.858	2'09.976 P		14:52'47.455
8	2.561	21.485	19.141	25.851	27.348	1'36.386	236.5	14:54'23.841
9	2.489	20.076	17.877	21.041	25.455	1'26.938	245.2	14:55'50.779
10	2.488	19.889	17.919	19.583	24.995	1'24.874	244.7	14:57'15.653
11	2.466	19.957	17.838	19.712	25.196	1'25.169	253.4	14:58'40.822
12	2.517	25.180	22.755	20.975	14'03.212	15'14.639 P	238.1	15:13'55.461
13	8.057	32.683	18.719	20.143	25.113	1'44.715 P		15:15'40.176
14	2.529	19.787	17.863	19.593	25.063	1'24.835	241.9	15:17'05.011
15	2.475	19.921	17.893	19.490	24.934	1'24.713	248.1	15:18'29.724
16	2.462	20.123	17.791	19.600	25.197	1'25.173	253.4	15:19'54.897
17	2.500	19.897	17.851	19.668	25.292	1'25.208	248.7	15:21'20.105
18	2.502	31.186	21.827	22.559	9'04.217	10'22.291 P	245.2	15:31'42.396
19	8.015	34.790	19.920	20.356	25.583	1'47.834 P		15:33'30.230
20	2.502	19.810	17.982	19.468	25.041	1'24.803	245.2	15:34'55.033

12° 2 L. CAMIER (1'24.741)								
Lap	Seg. 1	Seg. 2	Seg. 3	Seg. 4	Seg. 5	Lap Time	km/h	Local Time
1			19.403	20.587	26.368	1'47.217 P		14:30'23.798
2	2.535	20.232	18.029	19.678	25.427	1'25.901	244.1	14:33'36.916
3	2.548	20.275	18.038	20.120	25.124	1'26.105	239.7	14:35'03.021
4	2.537	19.941	17.960	19.748	25.258	1'25.444	242.4	14:36'28.465
5	2.527	19.758	17.913	19.696	25.108	1'25.002 C	244.7	14:37'53.467
6	2.547	23.531	22.247	22.979	12'27.320	13'38.624 P	238.1	14:51'32.091
7			19.616	20.286	25.444	1'46.448 P		14:53'18.539
8	2.540	19.980	18.006	19.791	25.378	1'25.695	242.4	14:54'44.234
9	2.537	19.873	17.955	19.836	25.194	1'25.395	244.1	14:56'09.629
10	2.556	19.980	18.038	19.775	25.280	1'25.629	241.9	14:57'35.258
11	2.553	22.907	18.444	20.695	4'42.695	5'47.294 P	242.4	15:03'22.552
12			18.904	20.284	25.363	1'45.422 P		15:05'07.974
13	2.536	19.737	17.916	19.576	25.054	1'24.819	245.2	15:06'32.793
14	2.532	19.693	17.912	19.576	25.087	1'24.800	246.4	15:07'57.593
15	2.541	19.755	17.972	19.620	25.159	1'25.047	244.7	15:09'22.640
16	2.532	19.771	17.922	19.845	25.423	1'25.493	246.4	15:10'48.133
17	2.543	23.510	18.755	20.308	25.632	1'30.748	245.2	15:12'18.881
18	2.537	19.958	17.967	19.609	25.246	1'25.317	244.1	15:13'44.198
19	2.522	19.787	17.953	19.569	25.391	1'25.222	247.5	15:15'09.420
20	2.538	19.829	18.018	19.626	25.198	1'25.209	246.4	15:16'34.629
21	2.533	23.211	19.242	20.158	7'44.652	8'49.796 P	245.8	15:25'24.425
22			19.572	20.525	25.473	1'46.805 P		15:27'11.230
23	2.534	19.635	17.832	19.573	25.398	1'24.972	245.2	15:28'36.202
24	2.569	21.589	19.225	20.389	25.606	1'29.378	243.6	15:30'05.580
25	2.545	19.695	17.944	19.539	25.018	1'24.741	245.8	15:31'30.321
26	2.543	19.764	18.166	20.844	2'35.713	3'37.030 P	243.6	15:35'07.351
27			19.846	21.074	25.466	1'47.120 P		15:36'54.471
28	2.555	19.820	17.961	19.750	25.175	1'25.261	243.0	15:38'19.732
29	2.551	19.792	19.985	23.345	9'31.896	10'37.569 P	244.7	15:48'57.301
30	14.847	33.128	18.862	20.893	33.342	2'01.072 P		15:50'58.373
31	2.526	19.868	17.972	19.777	25.002	1'25.145	246.9	15:52'23.518
32	2.523	19.768	20.123	21.819	26.024	1'30.257	248.1	15:53'53.775

13° 60 M. VAN DER MARK (1'24.755)								
Lap	Seg. 1	Seg. 2	Seg. 3	Seg. 4	Seg. 5	Lap Time	km/h	Local Time
1			19.467	20.944	26.292	1'48.815 P		14:30'08.329
2	2.556	20.583	18.059	19.733	25.213	1'26.144	231.9	14:31'57.144
3	2.505	19.872	18.037	19.782	25.291	1'25.487	244.7	14:34'48.775
4	2.504	22.336	22.249	21.140	25.231	1'33.460	247.5	14:36'22.235
5	2.523	20.029	17.984	19.708	25.291	1'25.535	243.6	14:37'47.770
6	2.508	23.830	19.119	21.215	11'20.686	12'27.358 P	245.2	14:50'15.128
7			18.570	20.358	26.066	1'46.416 P		14:52'01.544
8	2.552	19.984	17.999	19.772	25.264	1'25.571	241.9	14:53'27.115
9	2.520	20.049	17.938	20.004	25.468	1'25.979	243.6	14:54'53.094
10	2.528	20.060	17.931	19.823	25.322	1'25.664	244.1	14:56'18.758
11	2.508	20.193	17.947	19.788	25.357	1'25.793	245.8	14:57'44.551
12	2.526	19.875	17.962	19.578	25.402	1'25.343	243.0	14:59'09.894
13	2.543	21.937	18.135	20.982	9'36.665	10'40.262 P	238.1	15:09'50.156
14			18.496	20.170	25.604	1'48.681 P		15:11'38.837
15	2.564	20.077	17.964	19.770	25.511	1'25.886	240.3	15:13'04.723
16	2.569	20.038	18.110	19.756	25.523	1'25.996	239.7	15:14'30.719

17	2.546	20.003	17.958	19.616	25.346	1'25.469	239.7	15:15'56.188
18	2.562	21.892	18.058	19.803	6'52.455	7'54.770 P	236.5	15:23'50.958
19			18.851	20.088	25.464	1'47.795 P		15:25'38.753
20	2.566	20.039	17.794	19.656	25.355	1'25.400	241.4	15:27'04.153
21	2.557	19.985	17.944	19.760	25.310	1'25.556	241.9	15:28'29.709
22	2.561	19.917	17.970	19.550	25.359	1'25.357	239.7	15:29'55.066
23	2.558	19.912	17.918	19.759	25.360	1'25.507	240.8	15:31'20.573
24	2.566	19.826	17.910	19.683	25.339	1'25.324	239.2	15:32'45.897
25	2.555	19.934	17.929	19.716	25.357	1'25.491	241.9	15:34'11.988
26	2.558	19.897	17.841	19.606	25.262	1'25.164	239.2	15:35'36.552
27	2.540	25.627	24.208	19.999	25.572	1'37.946	244.1	15:37'14.498
28	2.523	19.999	17.925	19.662	25.161	1'25.270 C	244.1	15:38'39.768
29	2.538	22.694	18.641	21.887	8'38.982	9'44.742 P	240.3	15:48'24.510
30			18.648	19.885	25.622	2'23.950 P		15:50'48.460
31	2.506	20.055	17.861	19.559	25.192	1'25.173	245.2	15:52'13.633
32	2.511	19.758	17.873	19.494	25.119	1'24.755	246.4	15:53'38.388

14° 40 R. RAMOS (1'25.282)								
Lap	Seg. 1	Seg. 2	Seg. 3	Seg. 4	Seg. 5	Lap Time	km/h	Local Time
1			19.055	20.363	25.638	1'46.246 P		14:30'03.886
2	2.581	20.025	18.157	19.994	25.515	1'26.272	233.5	14:33'16.404
3	2.546	19.957	18.201	19.999	25.340	1'26.043	237.6	14:34'42.447
4	2.548	19.952	18.058	20.184	25.446	1'26.188	239.2	14:36'08.635
5	2.550	19.894	18.132	19.792	25.467	1'25.835	239.7	14:37'34.470
6	2.553	20.167	20.039	22.863	11'16.122	12'21.744 P	240.8	14:49'56.214
7			18.756	20.266	25.480	1'50.836 P		14:51'47.050
8	2.537	19.963	18.151	19.965	26.018	1'26.634	240.3	14:53'13.684
9	2.531	21.898	18.353	21.390	27.355	1'31.527	238.7	14:54'45.211
10	2.535	19.902	18.068	19.709	25.281	1'25.495	239.7	14:56'10.706
11	2.543	20.017	18.084	19.858	25.219	1'25.721	237.6	14:57'36.427
12	2.546	21.420	18.445	20.747	10'26.266	11'29.424 P	240.3	15:09'05.851
13			18.507	19.993	25.434	1'44.771 P		15:10'50.622
14	2.556	19.964	18.122	19.781	25.293	1'25.716	239.2	15:12'16.338
15	2.565	19.844	18.033	19.709	25.307	1'25.458	238.1	15:13'41.796
16	2.549	19.955	18.085	19.697	25.421	1'25.707	238.7	15:15'07.503
17	2.551	19.990	18.080	19.871	25.818	1'26.310	237.6	15:16'33.813
18	2.553	20.025	18.144	22.442	7'53.904	8'57.068 P	239.2	15:25'30.881
19			20.558	20.294	25.510	1'46.438 P		15:27'17.319
20	2.557	19.785	17.987	19.066	25.236	1'25.371	241.4	15:28'42.690
21	2.553	19.758	18.100	19.609	25.280	1'25.300	242.4	15:30'07.990
22	2.562	19.818	20.084	29.156	5'09.332	6'20.952 P	240.3	15:36'28.942
23			20.252	20.861	28.459	1'51.965 P		15:38'20.907
24	2.541	19.860	20.299	23.781	9'27.521	10'34.002 P	243.0	15:48'54.909
25			19.019	20				



Mazda Raceway 3.610 m

US Round, 7-8-9 July 2017
World Superbike - Chronological Analysis Free Practice 2nd Session
4 / 4

31	2.484	19.901	18.338	19.601	25.724	1'26.048	249.2	15:53'50.193
16° 6 S. BRADL (1'25.595)								
Lap	Seg. 1	Seg. 2	Seg. 3	Seg. 4	Seg. 5	Lap Time	km/h	Local Time

1			19.669	20.965	25.767	1'48.315 P		14:30'21.684
2	2.610	20.392	18.316	19.877	25.452	1'26.647	226.5	14:33'36.646
3	2.583	20.257	18.033	21.154	25.334	1'27.361	231.4	14:35'04.007
4	2.548	20.099	18.121	19.782	25.195	1'25.745	237.6	14:36'29.752
5	2.554	20.017	18.093	56.253	18'57.150	20'34.067 P	236.5	14:57'03.819
6			19.562	21.076	25.483	1'50.745 P		14:58'54.564
7	2.566	20.127	17.947	19.857	25.118	1'25.615	236.0	15:00'20.179
8	2.543	20.038	17.960	19.786	25.268	1'25.595	240.8	15:01'45.774
9	2.556	20.071	18.066	19.847	25.212	1'25.752	240.3	15:03'11.526
10	2.546	20.100	18.163	19.739	25.253	1'25.801	239.7	15:04'37.327
11	2.567	20.111	18.122	19.703	25.389	1'25.892	238.1	15:06'03.219
12	2.543	19.979	19.241	21.030	25.792	1'28.585	241.4	15:07'31.804
13	2.568	20.285	18.415	19.943	25.529	1'28.740	239.7	15:08'58.544
14	2.559	22.440	18.830	20.425	10'51.611	11'55.865 P	239.2	15:20'54.409
15			19.158	20.583	25.621	1'47.586 P		15:22'41.995
16	2.593	20.301	18.418	20.090	25.675	1'27.077	234.0	15:24'09.072
17	2.581	24.440	19.290	21.018	33.224	1'40.553	236.5	15:25'49.625
18	2.583	20.293	18.556	20.425	26.902	1'28.759	235.0	15:27'18.384
19	2.573	20.346	18.384	20.087	25.516	1'26.906	235.0	15:28'45.290
20	2.608	24.003	19.347	20.617	7'56.916	9'03.916 P	230.4	15:37'48.781
21			19.832	27.960	9'40.527	11'11.312 P		15:49'00.093
22			19.018	20.499	28.893	1'54.577 P		15:50'54.670
23	2.554	20.276	18.273	19.781	25.371	1'26.255	237.1	15:52'20.925
24	2.545	20.979	23.862	23.194	26.019	1'36.599	238.7	15:53'57.524

17° 45 J. GAGNE (1'25.618)								
Lap	Seg. 1	Seg. 2	Seg. 3	Seg. 4	Seg. 5	Lap Time	km/h	Local Time

1			19.945	20.805	26.401	1'49.304 P		14:30'07.733
2	2.599	20.516	18.405	19.885	25.579	1'26.984	236.0	14:31'57.037
3	2.550	20.236	18.273	19.933	25.371	1'26.363	243.6	14:34'50.384
4	2.543	20.254	18.242	19.749	25.416	1'26.204	243.0	14:36'16.588
5	2.601	20.154	18.084	19.842	25.489	1'26.170	235.0	14:37'42.758
6	2.573	20.709	18.989	21.413	11'25.892	12'29.576 P	238.7	14:37'42.758
7			19.447	20.484	25.795	1'47.079 P		14:51'59.413
8	2.603	20.120	18.114	19.677	25.298	1'25.812	236.0	14:53'25.225
9	2.571	20.078	18.202	19.594	25.241	1'25.686	239.7	14:54'50.911
10	2.601	24.786	18.328	19.837	25.559	1'31.111	233.5	14:56'22.022
11	2.571	20.128	18.200	19.767	25.299	1'25.965	238.1	14:57'47.987
12	2.552	19.990	18.022	19.611	25.443	1'25.618	242.4	14:59'13.605
13	2.570	20.043	18.112	19.680	25.445	1'25.850	239.7	15:00'39.455
14	2.585	20.106	18.289	20.058	7'48.262	8'49.300 P	239.7	15:09'28.755
15			19.028	20.090	25.684	1'46.471 P		15:11'15.226
16	2.602	20.243	18.193	19.767	25.609	1'26.414	235.5	15:12'41.640
17	2.615	20.279	18.192	19.580	25.522	1'26.188	235.0	15:14'07.828
18	2.582	20.076	18.191	19.620	25.490	1'25.959	239.2	15:15'33.787
19	2.588	20.160	18.213	19.693	25.537	1'26.191	238.1	15:16'59.978
20	2.613	20.523	18.691	20.097	3'55.586	4'57.510 P	234.5	15:21'57.488
21			19.469	20.561	25.948	1'47.821 P		15:23'45.309
22	2.613	20.231	18.196	19.605	25.502	1'26.147	237.6	15:25'11.456
23	2.601	20.016	18.113	19.677	25.479	1'25.886	237.6	15:26'37.342
24	2.602	19.964	18.060	19.631	25.455	1'25.712	236.0	15:28'03.054
25	2.623	20.085	18.122	19.621	25.468	1'25.919	235.5	15:29'28.973
26	2.622	20.898	18.586	20.121	3'46.075	4'48.302 P	235.5	15:34'17.275
27			19.189	20.460	25.668	1'47.335 P		15:36'04.610
28	2.594	20.110	18.229	19.618	25.512	1'26.063	239.2	15:37'30.673

18° 86 A. BADOVINI (1'25.835)								
Lap	Seg. 1	Seg. 2	Seg. 3	Seg. 4	Seg. 5	Lap Time	km/h	Local Time

1	7.745	32.735	19.749	20.991	26.220	1'47.440 P		14:30'13.901
2	2.564	20.328	18.238	19.896	17'07.679	18'08.705 P	237.6	14:32'01.341
3			19.715	24.286	25.664	1'49.666 P		14:50'10.046
4	2.566	20.167	18.339	20.110	25.488	1'26.670	238.7	14:51'59.712
5	2.550	20.286	18.201	20.042	25.758	1'26.837	242.4	14:53'26.382
6	2.595	20.288	18.210	19.864	25.424	1'26.381	235.0	14:54'53.219
7	2.542	23.304	18.406	20.598	26.028	1'30.878	240.8	14:56'19.600
8	2.554	20.165	18.193	19.974	25.410	1'26.296	238.1	14:57'50.478
9	2.558	20.069	18.167	20.185	25.295	1'26.274	240.3	14:59'16.774
10	2.552	22.390	19.149	20.516	24'20.812	25'25.419 P	234.0	15:00'43.048
11	7.946	33.615	18.821	21.617	25.988	1'47.987 P		15:02'08.467
12	2.593	20.349	18.423	20.168	25.556	1'27.089	236.5	15:03'56.454
13	2.587	20.210	18.221	20.388	25.557	1'26.963	234.0	15:05'23.543
14	2.642	21.467	18.487	20.526	5'15.786	6'18.908 P	226.5	15:06'50.506
15	8.006	35.461	19.565	24.460	10'03.181	11'30.673 P		15:07'09.414

07/07/2017

P = Pits In/Out - C = Lap-Time Cancelled

These data/results cannot be reproduced, stored and/or transmitted in whole or in part by any manner of electronic, mechanical, photocopying, recording, broadcasting or otherwise now known or herein after developed without the previous express consent by the copyright owner, except for reproduction in daily press and regular printed publications on sale to the public within 60 days of the event related to those data/results and always provided that copyright symbol appears together as follows below.

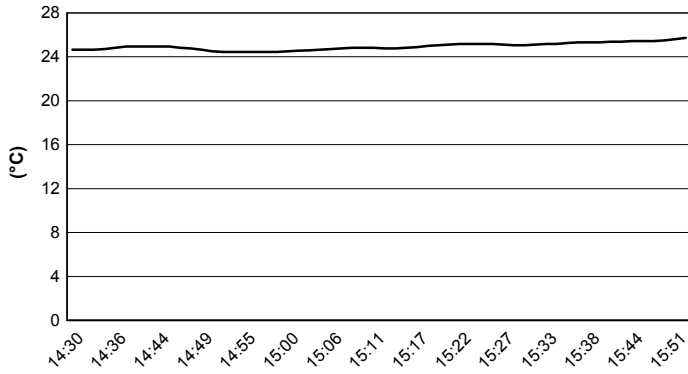
© DORNA WSBK ORGANIZATION Srl 2017

US Round, 7-8-9 July 2017

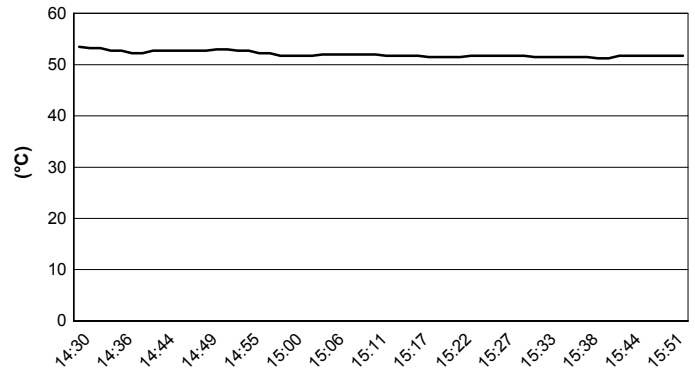
World Superbike - Weather Report Free Practice 2nd Session

Session started **14.30** Session ended **15:54**

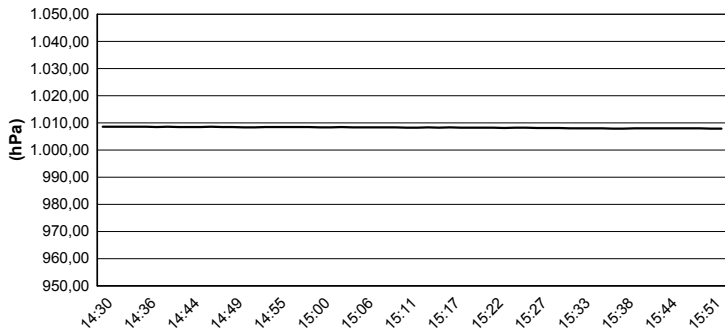
Air Temperature



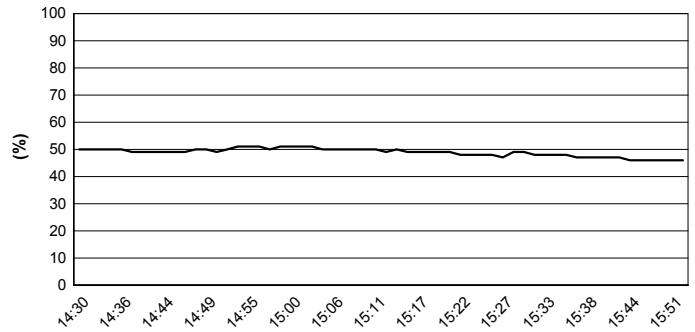
Track Temperature



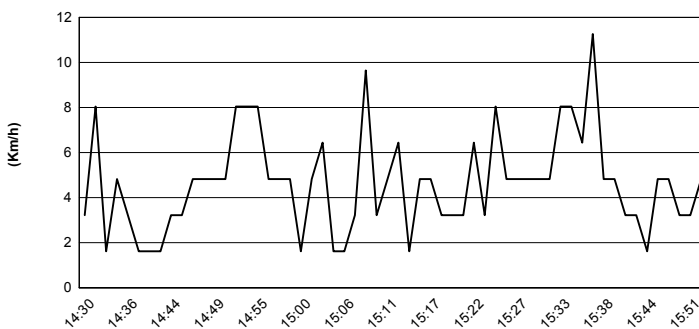
Air Pressure



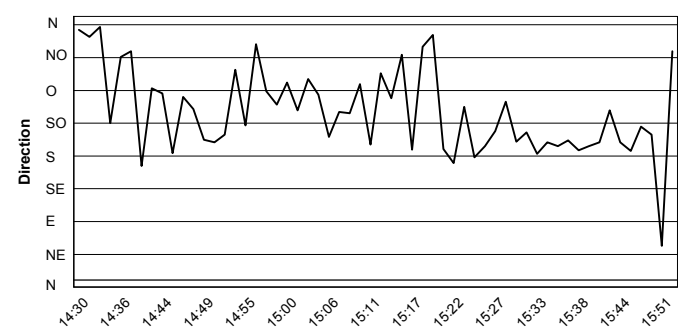
Humidity



Wind Speed



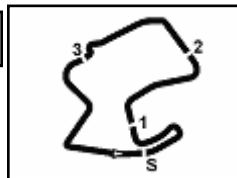
Wind Direction



07/07/2017

These data/results cannot be reproduced, stored and/or transmitted in whole or in part by any manner of electronic, mechanical, photocopying, recording, broadcasting or otherwise now known or herein after developed without the previous express consent by the copyright owner, except for reproduction in daily press and regular printed publications on sale to the public within 60 days of the event related to those data/results and always provided that copyright symbol appears together as follows below.

© DORNA WSBK ORGANIZATION Srl 2017



Mazda Raceway 3.610 m

US Round, 7-8-9 July 2017

World Superbike - Superpoles Entry List

Superpole 1

FPs Pos	No. Rider	Nat	Team	Bike	Time
11	36 L. MERCADO	ARG	IODARacing	Aprilia RSV4 RF	1'24.670
12	35 R. DE ROSA	ITA	Althea BMW Racing Team	BMW S 1000 RR	1'24.713
13	60 M. VAN DER MARK	NED	Pata Yamaha Official WorldSBK Team	Yamaha YZF R1	1'24.755
14	6 S. BRADL	GER	Red Bull Honda World Superbike Team	Honda CBR1000RR	1'24.928
15	40 R. RAMOS	ESP	Team Kawasaki Go Eleven	Kawasaki ZX-10RR	1'25.279
16	32 L. SAVADORI	ITA	Milwaukee Aprilia	Aprilia RSV4 RF	1'25.421
17	45 J. GAGNE	USA	Red Bull Honda World Superbike Team	Honda CBR1000RR	1'25.618
18	86 A. BADOVINI	ITA	Grillini Racing Team	Kawasaki ZX-10RR	1'25.835
19	88 R. KRUMMENACHER	SUI	Kawasaki Puccetti Racing	Kawasaki ZX-10RR	1'26.009
20	96 J. SMRZ	CZE	Guandalini Racing	Yamaha YZF R1	1'26.448
21	37 O. JEZEK	CZE	Grillini Racing Team	Kawasaki ZX-10RR	1'26.836

Superpole 2

FPs Pos	No. Rider	Nat	Team	Bike	Time
1	7 C. DAVIES	GBR	Aruba.it Racing - Ducati	Ducati Panigale R	1'23.425
2	1 J. REA	GBR	Kawasaki Racing Team	Kawasaki ZX-10RR	1'23.436
3	33 M. MELANDRI	ITA	Aruba.it Racing - Ducati	Ducati Panigale R	1'23.778
4	50 E. LAVERTY	IRL	Milwaukee Aprilia	Aprilia RSV4 RF	1'24.098
5	66 T. SYKES	GBR	Kawasaki Racing Team	Kawasaki ZX-10RR	1'24.242
6	12 X. FORÉS	ESP	BARNI Racing Team	Ducati Panigale R	1'24.253
7	2 L. CAMIER	GBR	MV Agusta Reparto Corse	MV Agusta 1000 F4	1'24.283
8	22 A. LOWES	GBR	Pata Yamaha Official WorldSBK Team	Yamaha YZF R1	1'24.330
9	81 J. TORRES	ESP	Althea BMW Racing Team	BMW S 1000 RR	1'24.388
10	15 A. DE ANGELIS	RSM	Pedercini Racing SC-Project	Kawasaki ZX-10RR	1'24.626
	*				
	*				

* These positions are assigned to the 1st and 2nd rider classified in Superpole 1

07/07/2017 14

These data/results cannot be reproduced, stored and/or transmitted in whole or in part by any manner of electronic, mechanical, photocopying, recording, broadcasting or otherwise now known or herein after developed without the previous express consent by the copyright owner, except for reproduction in daily press and regular printed publications on sale to the public within 60 days of the event related to those data/results and always provided that copyright symbol appears together as follows below.

© DORNA WSBK ORGANIZATION Srl 2017

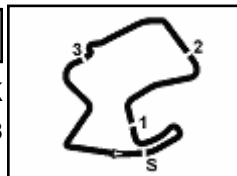
FIKR PERUGIA TIMING



Official Tyre Supplier



Official Timekeeper



Mazda Raceway 3.610 m

US Round, 7-8-9 July 2017 World Superbike - Best Laps & Speeds

1 / 2

No.	Rider		Best Lap	FP1		FP2	
	Nat	Bike		laps	speed	laps	speed
1	7	C. DAVIES	1'23.425	24	254,5	27	256,4
		GBR Ducati Panigale R	51 256,4				
2	1	J. REA	1'23.436	25	252,1	32	253,3
		GBR Kawasaki ZX-10RR	57 253,3				
3	33	M. MELANDRI	1'23.778	24	252,1	26	256,4
		ITA Ducati Panigale R	50 256,4				
4	50	E. LAVERTY	1'24.098	21	250,9	25	253,3
		IRL Aprilia RSV4 RF	46 253,3				
5	66	T. SYKES	1'24.242	24	249,2	30	249,8
		GBR Kawasaki ZX-10RR	54 249,8				
6	12	X. FORÉS	1'24.253	13	243,5	26	246,9
		ESP Ducati Panigale R	39 246,9				
7	2	L. CAMIER	1'24.283	19	248,6	32	248,0
		GBR MV Agusta 1000 F4	51 248,6				
8	22	A. LOWES	1'24.330	26	247,5	29	249,2
		GBR Yamaha YZF R1	55 249,2				
9	81	J. TORRES	1'24.388	27	245,7	29	245,2
		ESP BMW S 1000 RR	56 245,7				
10	15	A. DE ANGELIS	1'24.626	25	246,9	26	248,6
		RSM Kawasaki ZX-10RR	51 248,6				
11	36	L. MERCADO	1'24.670	27	250,9	29	251,5
		ARG Aprilia RSV4 RF	56 251,5				
12	35	R. DE ROSA	1'24.713	23	249,8	20	253,3
		ITA BMW S 1000 RR	43 253,3				
13	60	M. VAN DER MARK	1'24.755	27	245,7	32	247,5
		NED Yamaha YZF R1	59 247,5				
14	6	S. BRADL	1'24.928	23	239,7	24	241,3
		GER Honda CBR1000RR	47 241,3				
15	40	R. RAMOS	1'25.279	24	240,8	27	246,3
		ESP Kawasaki ZX-10RR	51 246,3				
16	32	L. SAVADORI	1'25.421	16	243,0	31	249,2
		ITA Aprilia RSV4 RF	47 249,2				
17	45	J. GAGNE	1'25.618	28	240,8	28	243,5
		USA Honda CBR1000RR	56 243,5				
18	86	A. BADOVINI	1'25.835	22	242,4	18	245,2
		ITA Kawasaki ZX-10RR	40 245,2				
19	88	R. KRUMMENACHER	1'26.009	31	241,9	26	243,0
		SUI Kawasaki ZX-10RR	57 243,0				
20	96	J. SMRZ	1'26.448	16	220,9	26	234,4
		CZE Yamaha YZF R1	42 234,4				

07/07/2017

These data/results cannot be reproduced, stored and/or transmitted in whole or in part by any manner of electronic, mechanical, photocopying, recording, broadcasting or otherwise now known or herein after developed without the previous express consent by the copyright owner, except for reproduction in daily press and regular printed publications on sale to the public within 60 days of the event related to those data/results and always provided that copyright symbol appears together as follows below.

© DORNA WSBK ORGANIZATION Srl 2017

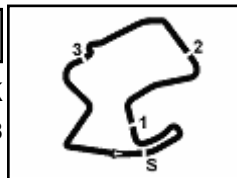
FICR PERUGIA TIMING



Official Tyre Supplier



Official Timekeeper



Mazda Raceway 3.610 m

US Round, 7-8-9 July 2017 World Superbike - Best Laps & Speeds

2 / 2

No.	Rider		Best Lap	FP1		FP2	
	Nat	Bike		laps	speed	laps	speed
21	37	O. JEZEK	1'26.836		1'26.836		
	CZE	Kawasaki ZX-10RR	25 236,0	25	236,0		

07/07/2017

These data/results cannot be reproduced, stored and/or transmitted in whole or in part by any manner of electronic, mechanical, photocopying, recording, broadcasting or otherwise now known or herein after developed without the previous express consent by the copyright owner, except for reproduction in daily press and regular printed publications on sale to the public within 60 days of the event related to those data/results and always provided that copyright symbol appears together as follows below.

© DORNA WSBK ORGANIZATION Srl 2017

FKR PERUGIA TIMING


Official Tyre Supplier



Official Timekeeper