

Mazda Raceway 3.610 m

1 / 2

US Round, 7-8-9 July 2017 World Superbike - Results Free Practice 3rd Session

No.	Rider	Nat	Team	Bike	Time	Gap	Rel.	Laps	Speed	
									Avg	Max
1	1 J. REA	GBR	Kawasaki Racing Team	Kawasaki ZX-10RR	1'23.380			13	155,865	252,8
2	7 C. DAVIES	GBR	Aruba.it Racing - Ducati	Ducati Panigale R	1'23.539	0.159	0.159	15	155,568	255,2
3	66 T. SYKES	GBR	Kawasaki Racing Team	Kawasaki ZX-10RR	1'23.626	0.246	0.087	17	155,406	251,0
4	33 M. MELANDRI	ITA	Aruba.it Racing - Ducati	Ducati Panigale R	1'23.680	0.300	0.054	13	155,306	254,0
5	50 E. LAVERTY	IRL	Milwaukee Aprilia	Aprilia RSV4 RF	1'24.071	0.691	0.391	15	154,584	251,0
6	32 L. SAVADORI	ITA	Milwaukee Aprilia	Aprilia RSV4 RF	1'24.332	0.952	0.261	12	154,105	248,1
7	12 X. FORÉS	ESP	BARNI Racing Team	Ducati Panigale R	1'24.339	0.959	0.007	11	154,092	243,6
8	2 L. CAMIER	GBR	MV Agusta Reparto Corse	MV Agusta 1000 F4	1'24.354	0.974	0.015	12	154,065	247,5
9	60 M. VAN DER MARK	NED	Pata Yamaha Official WorldSBK Team	Yamaha YZF R1	1'24.464	1.084	0.110	7	153,864	244,7
10	15 A. DE ANGELIS	RSM	Pedercini Racing SC-Project	Kawasaki ZX-10RR	1'24.487	1.107	0.023	12	153,822	249,8
11	22 A. LOWES	GBR	Pata Yamaha Official WorldSBK Team	Yamaha YZF R1	1'24.487	1.107	0.000	15	153,822	249,2
12	81 J. TORRES	ESP	Althea BMW Racing Team	BMW S 1000 RR	1'24.585	1.205	0.098	13	153,644	247,5
13	35 R. DE ROSA	ITA	Althea BMW Racing Team	BMW S 1000 RR	1'24.746	1.366	0.161	9	153,352	249,8
14	40 R. RAMOS	ESP	Team Kawasaki Go Eleven	Kawasaki ZX-10RR	1'24.822	1.442	0.076	14	153,215	245,2
15	36 L. MERCADO	ARG	IODARacing	Aprilia RSV4 RF	1'24.901	1.521	0.079	11	153,072	250,4
16	6 S. BRADL	GER	Red Bull Honda World Superbike Team	Honda CBR1000RR	1'24.990	1.610	0.089	12	152,912	243,0
17	88 R. KRUMMENACHER	SUI	Kawasaki Puccetti Racing	Kawasaki ZX-10RR	1'25.098	1.718	0.108	14	152,718	242,4
18	86 A. BADOVINI	ITA	Grillini Racing Team	Kawasaki ZX-10RR	1'25.124	1.744	0.026	9	152,671	244,7
19	45 J. GAGNE	USA	Red Bull Honda World Superbike Team	Honda CBR1000RR	1'25.326	1.946	0.202	14	152,310	243,6
20	96 J. SMRZ	CZE	Guandalini Racing	Yamaha YZF R1	1'26.117	2.737	0.791	12	150,911	234,5
21	37 O. JEZEK	CZE	Grillini Racing Team	Kawasaki ZX-10RR	1'26.261	2.881	0.144	15	150,659	237,6

Qualifying Lap Time (107% of 1'23.380): **1'29.218**

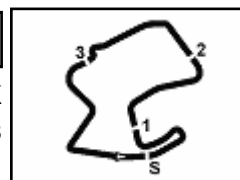
AIR	Humidity:	40%	Temp:	29°C
TRACK	Condition:	Dry	Temp:	37°C

Records	Pole (SP2)	2014 T.Sykes	1'21.811	158,850	Km/h
	Race (RC2)	2014 D.Giugliano	1'23.403	155,820	Km/h
	Circuit (SP2)	2014 T.Sykes	1'21.811	158,850	Km/h

Start End The results are provisional until the end of the time limit for protests and appeals
08/07/2017 09.15 09:41 and the completion of the technical checks.

These data/results cannot be reproduced, stored and/or transmitted in whole or in part by any manner of electronic, mechanical, photocopying, recording, broadcasting or otherwise now known or herein after developed without the previous express consent by the copyright owner, except for reproduction in daily press and regular printed publications on sale to the public within 60 days of the event related to those data/results and always provided that copyright symbol appears together as follows below.

© DORNA WSBK ORGANIZATION Srl 2017


US Round, 7-8-9 July 2017
World Superbike - Results Free Practice 3rd Session
Session Highlights

Local Time	No. Rider	Description
09.15.00		Start
09.21.46	60 M. VAN DER MARK	Crashed - Turn 2
09.22.05	60 M. VAN DER MARK	Re-joined
09.37.09	35 R. DE ROSA	Crashed - Turn 8
09.41.50		End Of Session

Fastest Laps Sequence

No.	Rider	Nat	Team	Bike	Local Time	Time	Gap	Avg
50	E. LAVERTY	IRL	Milwaukee Aprilia	Aprilia RSV4 RF	09:18'09.570	1'24.378		154,021
7	C. DAVIES	GBR	Aruba.it Racing - Ducati	Ducati Panigale R	09:18'53.170	1'23.632	-0.746	155,395
66	T. SYKES	GBR	Kawasaki Racing Team	Kawasaki ZX-10RR	09:24'46.490	1'23.626	-0.006	155,406
7	C. DAVIES	GBR	Aruba.it Racing - Ducati	Ducati Panigale R	09:35'11.549	1'23.539	-0.087	155,568
1	J. REA	GBR	Kawasaki Racing Team	Kawasaki ZX-10RR	09:36'57.745	1'23.380	-0.159	155,865

08/07/2017 Start End The results are provisional until the end of the time limit for protests and appeals
09.15 09:41 and the completion of the technical checks.

These data/results cannot be reproduced, stored and/or transmitted in whole or in part by any manner of electronic, mechanical, photocopying, recording, broadcasting or otherwise now known or herein after developed without the previous express consent by the copyright owner, except for reproduction in daily press and regular printed publications on sale to the public within 60 days of the event related to those data/results and always provided that copyright symbol appears together as follows below.

© DORNA WSBK ORGANIZATION Srl 2017


US Round, 7-8-9 July 2017
World Superbike - Best Sector & Speed Free Practice 3rd Session

Mazda Raceway 3.610 m

BEST LAP

1	1 J. REA	Kawasaki ZX-10RR	1'23.380
2	7 C. DAVIES	Ducati Panigale R	1'23.539
3	66 T. SYKES	Kawasaki ZX-10RR	1'23.626
4	33 M. MELANDRI	Ducati Panigale R	1'23.680
5	50 E. LAVERTY	Aorilia RSV4 RF	1'24.071
6	32 L. SAVADORI	Aorilia RSV4 RF	1'24.332
7	12 X. FORÉS	Ducati Panigale R	1'24.339
8	2 L. CAMIER	MV Agusta 1000 F4	1'24.354
9	60 M. VAN DER MARK	Yamaha YZF R1	1'24.464
10	22 A. LOWES	Yamaha YZF R1	1'24.487
11	15 A. DE ANGELIS	Kawasaki ZX-10RR	1'24.487
12	81 J. TORRES	BMW S 1000 RR	1'24.585
13	35 R. DE ROSA	BMW S 1000 RR	1'24.746
14	40 R. RAMOS	Kawasaki ZX-10RR	1'24.822
15	36 L. MERCADO	Aorilia RSV4 RF	1'24.901
16	6 S. BRADL	Honda CBR1000RR	1'24.990
17	88 R. KRUMMENACHER	Kawasaki ZX-10RR	1'25.098
18	86 A. BADOVINI	Kawasaki ZX-10RR	1'25.124
19	45 J. GAGNE	Honda CBR1000RR	1'25.326
20	96 J. SMRZ	Yamaha YZF R1	1'26.117
21	37 O. JEZEK	Kawasaki ZX-10RR	1'26.261

SPEED

1	7 C. DAVIES	Ducati Panigale R	255.2
2	33 M. MELANDRI	Ducati Panigale R	254.0
3	1 J. REA	Kawasaki ZX-10RR	252.8
4	66 T. SYKES	Kawasaki ZX-10RR	251.0
5	50 E. LAVERTY	Aorilia RSV4 RF	251.0
6	36 L. MERCADO	Aorilia RSV4 RF	250.4
7	35 R. DE ROSA	BMW S 1000 RR	249.8
8	15 A. DE ANGELIS	Kawasaki ZX-10RR	249.8
9	22 A. LOWES	Yamaha YZF R1	249.2
10	32 L. SAVADORI	Aorilia RSV4 RF	248.1
11	81 J. TORRES	BMW S 1000 RR	247.5
12	2 L. CAMIER	MV Agusta 1000 F4	247.5
13	40 R. RAMOS	Kawasaki ZX-10RR	245.2
14	60 M. VAN DER MARK	Yamaha YZF R1	244.7
15	86 A. BADOVINI	Kawasaki ZX-10RR	244.7
16	45 J. GAGNE	Honda CBR1000RR	243.6
17	12 X. FORÉS	Ducati Panigale R	243.6
18	6 S. BRADL	Honda CBR1000RR	243.0
19	88 R. KRUMMENACHER	Kawasaki ZX-10RR	242.4
20	37 O. JEZEK	Kawasaki ZX-10RR	237.6
21	96 J. SMRZ	Yamaha YZF R1	234.5

SEG. 1		SEG. 2		SEG. 3		SEG. 4		SEG. 5			
1	33 M. MELANDRI	2.542	1	1 J. REA	19.266	1	66 T. SYKES	19.198	1	7 C. DAVIES	24.485
2	7 C. DAVIES	2.565	2	7 C. DAVIES	19.319	2	7 C. DAVIES	17.744	2	1 J. REA	24.523
3	1 J. REA	2.578	3	66 T. SYKES	19.324	3	33 M. MELANDRI	17.748	3	66 T. SYKES	24.548
4	50 E. LAVERTY	2.580	4	50 E. LAVERTY	19.422	4	66 T. SYKES	17.781	4	33 M. MELANDRI	24.615
5	22 A. LOWES	2.588	5	2 L. CAMIER	19.434	5	22 A. LOWES	17.829	5	50 E. LAVERTY	24.687
6	66 T. SYKES	2.590	6	33 M. MELANDRI	19.469	6	32 L. SAVADORI	17.832	6	12 X. FORÉS	24.695
7	36 L. MERCADO	2.595	7	22 A. LOWES	19.475	7	50 E. LAVERTY	17.864	7	60 M. VAN DER MAR	24.764
8	32 L. SAVADORI	2.596	8	15 A. DE ANGELIS	19.499	8	35 R. DE ROSA	17.884	8	32 L. SAVADORI	24.785
9	15 A. DE ANGELIS	2.598	9	40 R. RAMOS	19.525	9	2 L. CAMIER	17.896	9	35 R. DE ROSA	24.808
10	35 R. DE ROSA	2.601	10	12 X. FORÉS	19.541	10	12 X. FORÉS	17.916	10	81 J. TORRES	24.810
11	60 M. VAN DER MAR	2.612	11	81 J. TORRES	19.574	11	60 M. VAN DER MAR	17.924	11	2 L. CAMIER	24.875
12	12 X. FORÉS	2.618	12	32 L. SAVADORI	19.578	12	81 J. TORRES	17.951	12	15 A. DE ANGELIS	24.876
13	6 S. BRADL	2.625	13	35 R. DE ROSA	19.590	13	15 A. DE ANGELIS	17.963	13	36 L. MERCADO	24.878
14	81 J. TORRES	2.625	14	88 R. KRUMMENAC	19.634	14	40 R. RAMOS	17.971	14	88 R. KRUMMENAC	24.907
15	40 R. RAMOS	2.629	15	86 A. BADOVINI	19.679	15	88 R. KRUMMENAC	18.023	15	6 S. BRADL	24.933
16	86 A. BADOVINI	2.637	16	60 M. VAN DER MAR	19.689	16	86 A. BADOVINI	18.065	16	86 A. BADOVINI	24.974
17	2 L. CAMIER	2.638	17	36 L. MERCADO	19.736	17	45 J. GAGNE	18.068	17	45 J. GAGNE	24.993
18	88 R. KRUMMENAC	2.654	18	6 S. BRADL	19.740	18	36 L. MERCADO	18.068	18	22 A. LOWES	25.088
19	45 J. GAGNE	2.663	19	45 J. GAGNE	19.778	19	6 S. BRADL	18.109	19	40 R. RAMOS	25.102
20	37 O. JEZEK	2.672	20	96 J. SMRZ	19.817	20	37 O. JEZEK	18.136	20	96 J. SMRZ	25.235
21	96 J. SMRZ	2.705	21	37 O. JEZEK	20.018	21	96 J. SMRZ	18.154	21	37 O. JEZEK	25.362

08/07/2017

These data/results cannot be reproduced, stored and/or transmitted in whole or in part by any manner of electronic, mechanical, photocopying, recording, broadcasting or otherwise now known or herein after developed without the previous express consent by the copyright owner, except for reproduction in daily press and regular printed publications on sale to the public within 60 days of the event related to those data/results and always provided that copyright symbol appears together as follows below.

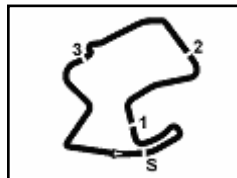
© DORNA WSBK ORGANIZATION Srl 2017

FICR PERUGIA TIMING


Official Tyre Supplier



Official Timekeeper



Mazda Raceway 3.610 m

US Round, 7-8-9 July 2017

World Superbike - Ideal Times Free Practice 3rd Session

No.	Rider	Nat	Bike	Seg. 1	Seg. 2	Seg. 3	Seg. 4	Seg. 5	Ideal Time		
				Diff. 1	Diff. 2	Diff. 3	Diff. 4	Diff. 5	Best Lap	Pos.	Diff.
1	1 J. REA	GBR	Kawasaki ZX-10RR	2.578 0.014	19.266	17.682 0.003	19.262 0.052	24.523	1'23.311 1'23.380	1	0.069
2	7 C. DAVIES	GBR	Ducati Panigale R	2.565 0.026	19.319	17.744 0.167	19.204	24.485 0.029	1'23.317 1'23.539	2	0.222
3	66 T. SYKES	GBR	Kawasaki ZX-10RR	2.590 0.015	19.324 0.047	17.781 0.087	19.198	24.548 0.036	1'23.441 1'23.626	3	0.185
4	33 M. MELANDRI	ITA	Ducati Panigale R	2.542 0.012	19.469 0.035	17.748 0.027	19.232	24.615	1'23.606 1'23.680	4	0.074
5	50 E. LAVERTY	IRL	Aprilia RSV4 RF	2.580	19.422 0.048	17.864	19.292 0.047	24.695 0.123	1'23.853 1'24.071	5	0.218
6	12 X. FORÉS	ESP	Ducati Panigale R	2.618 0.054	19.541 0.130	17.916	19.379 0.002	24.687 0.012	1'24.141 1'24.339	7	0.198
7	2 L. CAMIER	GBR	MV Agusta 1000 F4	2.638	19.434	17.896	19.503	24.785 0.098	1'24.256 1'24.354	8	0.098
8	32 L. SAVADORI	ITA	Aprilia RSV4 RF	2.596	19.578	17.832	19.448	24.878	1'24.332 1'24.332	6	
9	22 A. LOWES	GBR	Yamaha YZF R1	2.588 0.022	19.475	17.829 0.091	19.558 0.017	24.907	1'24.357 1'24.487	10	0.130
10	60 M. VAN DER MARK	NED	Yamaha YZF R1	2.612 0.011	19.689	17.924 0.023	19.395	24.810	1'24.430 1'24.464	9	0.034
11	15 A. DE ANGELIS	RSM	Kawasaki ZX-10RR	2.598 0.011	19.499	17.963 0.035	19.505	24.876	1'24.441 1'24.487	11	0.046
12	81 J. TORRES	ESP	BMW S 1000 RR	2.625	19.574 0.051	17.951 0.023	19.486 0.067	24.808	1'24.444 1'24.585	12	0.141
13	35 R. DE ROSA	ITA	BMW S 1000 RR	2.601	19.590 0.027	17.884 0.079	19.478 0.067	24.993 0.027	1'24.546 1'24.746	13	0.200
14	40 R. RAMOS	ESP	Kawasaki ZX-10RR	2.629 0.042	19.525	17.971 0.024	19.638 0.049	24.933 0.011	1'24.696 1'24.822	14	0.126
15	6 S. BRADL	GER	Honda CBR1000RR	2.625 0.034	19.740 0.049	18.109 0.078	19.546 0.045	24.764	1'24.784 1'24.990	16	0.206
16	36 L. MERCADO	ARG	Aprilia RSV4 RF	2.595 0.015	19.736 0.078	18.068 0.006	19.528	24.875	1'24.802 1'24.901	15	0.099
17	86 A. BADOVINI	ITA	Kawasaki ZX-10RR	2.637 0.008	19.679 0.139	18.065 0.048	19.547	24.974 0.027	1'24.902 1'25.124	18	0.222
18	88 R. KRUMMENACHER	SUI	Kawasaki ZX-10RR	2.654 0.021	19.634	18.023	19.531	25.088 0.147	1'24.930 1'25.098	17	0.168
19	45 J. GAGNE	USA	Honda CBR1000RR	2.663 0.028	19.778 0.056	18.068 0.054	19.557 0.020	25.102	1'25.168 1'25.326	19	0.158
20	96 J. SMRZ	CZE	Yamaha YZF R1	2.705 0.041	19.817 0.349	18.154	19.806	25.235 0.010	1'25.717 1'26.117	20	0.400
21	37 O. JEZEK	CZE	Kawasaki ZX-10RR	2.672 0.021	20.018 0.073	18.136	19.847 0.132	25.362	1'26.035 1'26.261	21	0.226
Overall Ideal Time				2.542	19.266	17.682	19.198	24.485	1'23.173		

08/07/2017

These data/results cannot be reproduced, stored and/or transmitted in whole or in part by any manner of electronic, mechanical, photocopying, recording, broadcasting or otherwise now known or herein after developed without the previous express consent by the copyright owner, except for reproduction in daily press and regular printed publications on sale to the public within 60 days of the event related to those data/results and always provided that copyright symbol appears together as follows below.

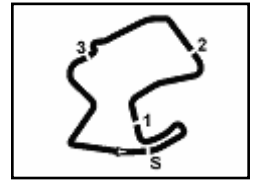
© DORNA WSBK ORGANIZATION Srl 2017

FICR PERUGIA TIMING


Official Tyre Supplier



Official Timekeeper


US Round, 7-8-9 July 2017
World Superbike - Chronological Analysis Free Practice 3rd Session

Mazda Raceway 3.610 m

1 / 3

1° 1 J. REA (1'23.380)								
Lap	Seg. 1	Seg. 2	Seg. 3	Seg. 4	Seg. 5	Lap Time	km/h	Local Time
1			18.739	20.257	25.268	1'45.783 P		9:15'47.499
2	2.601	19.510	17.958	19.564	24.733	1'24.366	251.0	9:17'33.282
3	2.592	19.602	17.814	19.578	24.680	1'24.266	250.4	9:20'21.914
4	2.583	19.623	17.875	19.479	24.968	1'24.528	252.2	9:21'46.442
5	2.612	19.656	17.953	19.488	24.997	1'24.706	248.7	9:23'11.148
6	2.594	19.627	17.824	19.470	24.888	1'24.403	251.6	9:24'35.551
7	2.590	19.540	17.844	19.414	24.708	1'24.096	251.0	9:25'59.647
8	2.620	21.306	19.283	20.619	6'48.234	7'52.062 P	236.0	9:33'51.709
9			18.241	19.704	24.867	1'42.656 P		9:35'34.365
10	2.592	19.266	17.685	19.314	24.523	1'23.380	252.8	9:36'57.745
11	2.589	19.470	17.682	19.343	24.594	1'23.678	252.2	9:38'21.423
12	2.578	19.516	17.779	19.311	24.591	1'23.775	252.8	9:39'45.198
13	2.595	19.471	17.815	19.262	24.669	1'23.812	251.0	9:41'09.010

2° 7 C. DAVIES (1'23.539)								
Lap	Seg. 1	Seg. 2	Seg. 3	Seg. 4	Seg. 5	Lap Time	km/h	Local Time
1			20.007	20.699	25.648	1'46.593 P		9:15'42.945
2	2.593	19.421	17.765	19.219	24.634	1'23.632	249.2	9:17'29.538
3	2.581	19.355	17.802	19.317	24.637	1'23.692	250.4	9:18'53.170
4	2.579	19.444	17.919	19.297	24.574	1'23.813	253.4	9:21'40.675
5	2.579	19.409	17.744	19.308	24.608	1'23.648	252.8	9:23'04.323
6	2.574	19.372	17.777	19.351	24.593	1'23.667	255.2	9:24'27.990
7	2.578	21.288	19.019	20.619	3'44.056	4'47.560 P	254.6	9:29'15.550
8			18.804	20.306	25.423	1'44.932 P		9:31'00.482
9	2.603	19.423	17.915	19.307	24.485	1'23.733	249.2	9:32'24.215
10	2.599	19.435	17.948	19.293	24.520	1'23.795	250.4	9:33'48.010
11	2.591	19.319	17.911	19.204	24.514	1'23.539	251.0	9:35'11.549
12	2.594	20.746	22.102	20.535	25.706	1'31.683	252.2	9:36'43.232
13	2.585	19.517	18.019	19.561	24.802	1'24.484	252.8	9:38'07.716
14	2.593	19.447	17.873	19.300	24.703	1'23.916	252.8	9:39'31.632
15	2.565	19.751	17.886	19.638	24.920	1'24.760	253.4	9:40'56.392

3° 66 T. SYKES (1'23.626)								
Lap	Seg. 1	Seg. 2	Seg. 3	Seg. 4	Seg. 5	Lap Time	km/h	Local Time
1			18.816	20.158	25.096	1'43.714 P		9:16'00.933
2	2.619	19.442	17.902	19.440	24.728	1'24.131	246.4	9:17'44.647
3	2.595	19.378	17.781	19.371	24.548	1'23.673	247.5	9:19'08.778
4	2.593	19.384	17.926	19.399	24.688	1'23.990	251.0	9:20'32.451
5	2.628	19.848	18.356	20.199	25.392	1'26.423	243.6	9:21'56.441
6	2.605	19.371	17.868	19.198	24.584	1'23.626	247.5	9:23'22.864
7	2.590	19.526	17.961	20.105	25.784	1'25.966	249.2	9:24'46.900
8	2.620	19.324	17.850	19.344	24.754	1'23.892	246.4	9:26'12.456
9	2.616	19.475	17.885	19.377	24.733	1'24.086	246.9	9:27'36.348
10	2.611	19.441	17.900	19.212	24.697	1'23.861	248.1	9:29'00.434
11	2.599	19.453	17.843	21.158	25.219	1'26.272	249.8	9:30'24.295
12	2.610	19.346	17.883	19.347	24.848	1'24.034	249.2	9:31'50.601
13	2.611	19.439	17.938	19.354	24.833	1'24.175	248.1	9:33'14.667
14	2.592	19.470	17.889	19.421	24.814	1'24.186	249.2	9:34'38.776
15	2.598	19.511	17.985	19.704	25.336	1'25.134	249.2	9:36'02.962
16	2.615	19.429	17.975	19.343	24.727	1'24.089	248.7	9:37'28.096
17	2.609	19.467	17.884	19.324	24.812	1'24.096	248.7	9:38'52.185
								9:40'16.281

4° 33 M. MELANDRI (1'23.680)								
Lap	Seg. 1	Seg. 2	Seg. 3	Seg. 4	Seg. 5	Lap Time	km/h	Local Time
1			21.161	21.647	26.839	1'54.232 P		9:15'10.738
2	2.627	21.358	18.759	20.340	26.051	1'29.135	234.5	9:17'04.970
3	2.561	19.733	17.994	19.626	24.807	1'24.721	248.1	9:18'34.105
4	2.542	19.469	17.820	19.488	24.870	1'24.189	253.4	9:19'58.826
5	2.545	23.417	19.418	19.832	25.367	1'30.579	252.2	9:21'23.015
6	2.555	19.514	17.748	19.255	24.986	1'24.058	254.0	9:22'53.594
7	2.554	19.504	17.775	19.232	24.615	1'23.680	252.8	9:24'17.652
8	2.611	22.651	19.338	20.736	5'47.102	6'52.438 P	231.4	9:25'41.332
9			20.211	20.780	26.119	1'48.347 P		9:26'33.770
10	2.586	19.636	18.005	19.397	25.102	1'24.726	248.7	9:34'22.117
11	2.571	19.637	17.914	19.345	24.795	1'24.262	248.1	9:35'46.843
12	2.567	19.533	17.820	19.467	24.714	1'24.101	248.7	9:37'11.105
13	2.555	19.514	17.795	19.311	24.889	1'24.064	254.0	9:38'35.206
								9:39'59.270

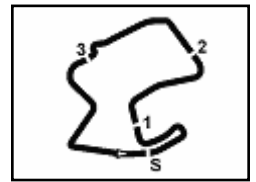
5° 50 E. LAVERTY (1'24.071)								
Lap	Seg. 1	Seg. 2	Seg. 3	Seg. 4	Seg. 5	Lap Time	km/h	Local Time
1			18.538	20.106	25.538	1'47.974 P		9:14'57.218
								9:16'45.192

2	2.607	19.549	18.097	19.292	24.833	1'24.378	245.2	9:18'09.570
3	2.580	19.470	17.864	19.339	24.818	1'24.071	248.1	9:19'33.641
4	2.593	19.525	17.924	19.531	4'07.643	5'07.216 P	250.4	9:24'40.857
5			18.726	19.923	26.006	1'44.962 P		9:26'25.819
6	2.618	19.680	18.012	19.513	24.695	1'24.518	247.5	9:27'50.337
7	2.598	19.422	18.022	19.458	24.786	1'24.286	249.8	9:29'14.623
8	2.596	19.469	18.199	19.477	24.744	1'24.485	249.2	9:30'39.108
9	2.588	19.627	18.034	19.390	24.796	1'24.435	249.8	9:32'03.543
10	2.595	19.499	18.072	19.459	24.824	1'24.449	251.0	9:33'27.992
11	2.593	19.604	17.999	19.783	25.004	1'24.983	250.4	9:34'52.975
12	2.594	19.611	18.022	19.419	24.823	1'24.469	251.0	9:36'17.444
13	2.603	19.614	18.030	19.647	25.075	1'24.969	249.8	9:37'42.413
14	2.601	19.540	18.096	19.388	24.874	1'24.499	249.2	9:39'06.912
15	2.607	22.599	18.133	19.595	25.038	1'27.972	244.1	9:40'34.884

6° 32 L. SAVADORI (1'24.332)								
Lap	Seg. 1	Seg. 2	Seg. 3	Seg. 4	Seg. 5	Lap Time	km/h	Local Time
1								9:14'58.056
2	2.628	19.782	17.886	19.471	24.918	1'24.685	239.7	9:16'45.430
3	2.596	19.578	17.832	19.448	24.878	1'24.332	246.4	9:18'10.115
4	2.599	19.663	17.979	19.568	24.940	1'24.749	246.9	9:19'34.447
5	2.622	19.653	17.958	19.460	25.002	1'24.695	245.2	9:20'59.196
6	2.610	19.722	18.073	19.700	25.074	1'25.229	246.9	9:22'23.891
7	2.671	21.225	18.867	20.599	6'18.257	7'21.619 P	230.9	9:23'49.120
8	8.107	39.654	27.660	21.291	28.178	2'04.890 P		9:31'10.739
9	2.648	19.743	17.984	19.614	24.963	1'24.952	241.9	9:33'15.629
10	2.615	23.296	19.045	21.374	31.302	1'37.632	245.2	9:34'40.581
11	2.617	19.925	18.301	27.987	1'29.518	2'38.348 P	248.1	9:36'18.213
12	7.592	33.324	19.164	20.932	27.744	1'48.756 P		9:40'45.317

7° 12 X. FORÉS (1'24.339)								
Lap	Seg. 1	Seg. 2	Seg. 3	Seg. 4	Seg. 5	Lap Time	km/h	Local Time
1								9:15'28.346
2	2.643	19.966	18.081	19.825	25.467	1'46.620 P		9:17'14.966
3	2.618	19.678	18.013	19.379	24.687	1'24.375	240.3	9:18'40.321
4	2.631	20.233	20.330	20.766	5'24.434	6'28.394 P	236.5	9:20'04.696
5			18.791	23.901	25.062	1'48.950 P		9:26'33.090
6	2.672	19.671	17.916	19.381	24.699	1'24.339	239.2	9:28'46.379
7	2.634	19.541	17.930	19.554	24.793	1'24.452	242.4	9:29'16.831
8	2.626	19.672	17.935	19.655	24.770	1'24.658	243.6	9:30'35.489
9	2.654	19.759	17.980	19.597	24.848	1'24.838	236.5	9:32'00.327
10	2.651	19.683	17.977	19.668	3'36.584	4'36.563 P	239.2	9:34'36.890
11			19.250	20.340	25.047	1'45.906 P		9:40'22.796

8° 2 L. CAMIER (1'24.354)								
Lap	Seg. 1	Seg. 2	Seg. 3	Seg. 4	Seg. 5	Lap Time	km/h	Local Time
1								9:15'17.859
2	2.646	20.062	18.309	20.289	26.220	1'48.010 P		9:17'05.869
3	2.638	19.434	17.896	19.503	24.883	1'24.354	247.5	9:18'32.746
4	2.646	21.638	18.188	19.862	24.979	1'27.313	245.2	9:19'57.100
5	2.639	19.666	17.989	19.639	24.950	1'24.883	245.8	9:21'24.413
6	2.651	19.599	17.970	19.541	24.850	1'24.611	245.2	9:22'49.296
7	2.658	19.718	18.43					



Mazda Raceway 3.610 m

US Round, 7-8-9 July 2017
World Superbike - Chronological Analysis Free Practice 3rd Session
2 / 3

Lap	Seg. 1	Seg. 2	Seg. 3	Seg. 4	Seg. 5	Lap Time	km/h	Local Time
4	2.598	19.807	18.132	19.758	25.221	1'25.516	249.2	9:21'25.264
5	2.615	19.670	18.201	19.798	25.114	1'25.398	246.4	9:22'50.662
6	2.612	22.825	18.146	20.377	6'47.305	7'51.265 P	248.7	9:30'41.927
7			22.315	23.128	26.313	1'54.397 P		9:32'36.324
8	2.620	19.780	18.146	26.258	39.535	1'46.339	246.4	9:34'22.663
9	2.614	19.870	18.204	19.753	24.943	1'25.384	244.7	9:35'48.047
10	2.609	19.499	17.998	19.505	24.876	1'24.487	249.8	9:37'12.534
11	2.627	19.682	17.963	19.553	25.007	1'24.832	239.7	9:38'37.366
12	2.699	27.298	23.994	20.919	25.083	1'39.993	229.0	9:40'17.359

11° 22 A. LOWES (1'24.487)

Lap	Seg. 1	Seg. 2	Seg. 3	Seg. 4	Seg. 5	Lap Time	km/h	Local Time
1			18.988	20.653	25.554	1'46.302 P		9:15'24.341
2	2.621	19.920	18.115	19.878	25.093	1'25.627	245.8	9:18'36.270
3	2.588	19.704	17.829	19.893	25.276	1'25.290	249.2	9:20'01.560
4	2.610	19.475	17.920	19.575	24.907	1'24.487	245.2	9:21'26.047
5	2.625	23.880	18.890	20.677	3'21.958	4'28.030 P	238.7	9:25'54.077
6			18.606	20.196	25.255	1'48.145 P		9:27'42.222
7	2.635	19.731	18.110	19.943	25.309	1'25.728	243.6	9:29'07.950
8	2.631	19.621	18.163	19.750	25.298	1'25.463	245.2	9:30'33.413
9	2.621	19.554	18.032	19.788	25.134	1'25.129	246.9	9:31'58.542
10	2.630	19.669	18.069	19.805	25.055	1'25.228	245.8	9:33'23.770
11	2.617	19.690	18.122	19.742	25.143	1'25.314	244.7	9:34'49.084
12	2.619	19.559	18.015	19.571	25.103	1'24.867	246.9	9:36'13.951
13	2.626	19.572	17.954	19.558	25.146	1'24.856	246.4	9:37'38.807
14	2.636	19.574	18.123	19.589	25.178	1'25.100	245.2	9:39'03.907
15	2.619	19.672	18.058	19.646	25.022	1'25.017	248.7	9:40'28.924

12° 81 J. TORRES (1'24.585)

Lap	Seg. 1	Seg. 2	Seg. 3	Seg. 4	Seg. 5	Lap Time	km/h	Local Time
1			20.977	21.522	26.464	1'50.866 P		9:16'12.652
2	2.689	21.119	18.756	21.030	25.275	1'28.869	234.5	9:19'32.387
3	2.645	19.884	18.190	19.896	24.928	1'25.543	243.0	9:20'57.930
4	2.660	19.755	18.047	19.597	24.818	1'24.877	239.7	9:22'22.807
5	2.653	19.574	18.017	19.528	24.859	1'24.631	242.4	9:23'47.438
6	2.635	19.640	18.040	19.486	24.995	1'24.796	245.2	9:25'12.234
7	2.628	19.656	19.678	27.056	28.010	1'37.028	246.4	9:26'49.262
8	2.688	20.087	18.288	19.780	4'44.595	5'45.438 P	240.8	9:32'34.700
9			20.037	20.807	26.222	1'47.761 P		9:34'22.461
10	2.630	19.946	18.073	19.487	24.924	1'25.060	245.8	9:35'47.521
11	2.625	19.625	17.974	19.553	24.808	1'24.585	247.5	9:37'12.106
12	2.641	19.619	17.951	19.523	24.875	1'24.609	244.7	9:38'36.715
13	2.638	19.870	18.077	19.604	24.944	1'25.133	246.4	9:40'01.848

13° 35 R. DE ROSA (1'24.746)

Lap	Seg. 1	Seg. 2	Seg. 3	Seg. 4	Seg. 5	Lap Time	km/h	Local Time
1			21.449	21.160	25.855	1'51.504 P		9:15'38.683
2	2.623	19.813	18.143	19.844	25.378	1'25.801	244.7	9:17'30.187
3	2.633	19.672	18.023	19.616	25.235	1'25.179	240.8	9:18'55.988
4	2.629	19.684	18.101	19.592	25.402	1'25.408	244.7	9:20'21.167
5	2.653	19.859	18.028	19.478	25.074	1'25.092	241.9	9:21'46.575
6	2.601	19.617	17.963	19.545	25.020	1'24.746	249.8	9:23'11.667
7	2.602	19.849	20.246	22.083	6'32.045	7'36.825 P	246.9	9:24'36.413
8	7.945	42.231	24.046	26.757	29.252	2'10.231 P		9:32'13.238
9	2.644	19.906	18.052	19.609	24.993	1'25.204	241.9	9:34'23.469
								9:35'48.673

14° 40 R. RAMOS (1'24.822)

Lap	Seg. 1	Seg. 2	Seg. 3	Seg. 4	Seg. 5	Lap Time	km/h	Local Time
1			19.955	20.743	25.611	1'48.167 P		9:15'12.800
2	2.684	19.982	18.356	19.911	25.296	1'26.229	236.0	9:17'00.967
3	2.669	19.851	18.817	19.869	26.113	1'27.319	238.7	9:18'27.196
4	2.642	19.901	18.228	19.960	25.471	1'26.202	240.3	9:19'54.515
5	2.810	23.177	25.043	20.549	26.110	1'37.689	220.5	9:21'20.717
6	2.689	19.818	18.178	19.796	25.092	1'25.573	238.1	9:22'58.406
7	2.726	20.096	18.225	19.917	4'32.370	5'33.334 P	221.8	9:24'23.979
8			18.719	20.584	25.804	1'45.240 P		9:29'57.313
9	2.671	19.525	17.995	19.687	24.944	1'24.822	239.7	9:31'42.553
10	2.668	19.574	17.971	19.852	25.020	1'25.085	239.2	9:33'07.375
11	2.664	21.124	19.963	20.265	26.851	1'30.867	240.3	9:34'32.460
12	2.629	19.742	18.220	20.094	25.382	1'26.067	245.2	9:36'03.327
13	2.653	19.643	18.102	19.711	24.946	1'25.055	241.4	9:37'29.394
14	2.649	19.609	18.114	19.638	24.933	1'24.943	243.0	9:38'54.449
								9:40'19.392

15° 36 L. MERCADO (1'24.901)

Lap	Seg. 1	Seg. 2	Seg. 3	Seg. 4	Seg. 5	Lap Time	km/h	Local Time
-----	--------	--------	--------	--------	--------	----------	------	------------

1			21.640	21.059	26.173	1'51.635 P		9:15'11.098
2	2.612	20.188	18.356	19.736	25.267	1'26.159	247.5	9:17'02.733
3	2.595	19.747	18.104	19.829	25.052	1'25.327	250.0	9:18'28.892
4	2.605	19.736	18.110	19.865	25.015	1'25.331	249.2	9:19'54.219
5	2.625	23.894	24.825	20.398	9'31.622	10'43.364 P	247.5	9:21'17.695
6			20.628	20.018	25.357	1'47.308 P		9:22'02.914
7	2.638	19.885	18.150	19.547	24.965	1'25.185	245.8	9:23'50.222
8	2.610	19.814	18.074	19.528	24.875	1'24.901	248.1	9:25'15.407
9	2.625	19.859	18.068	19.798	25.567	1'25.917	246.9	9:26'40.308
10	2.625	19.794	18.139	19.594	25.069	1'25.221	246.9	9:28'06.225
11	2.629	20.108	18.171	19.698	25.097	1'25.703	248.1	9:29'31.446
								9:40'57.149

16° 6 S. BRADL (1'24.990)

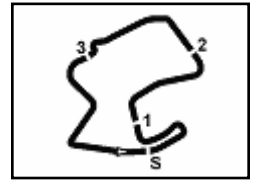
Lap	Seg. 1	Seg. 2	Seg. 3	Seg. 4	Seg. 5	Lap Time	km/h	Local Time
1			20.709	21.040	25.739	1'50.222 P		9:15'11.381
2	2.676	20.004	18.327	19.860	24.985	1'25.852	234.5	9:17'01.603
3	2.659	19.775	18.209	19.690	24.917	1'25.250	236.0	9:18'27.455
4	2.659	19.789	18.187	19.591	24.764	1'24.990	240.3	9:19'52.705
5	2.625	19.881	18.109	19.700	25.116	1'25.431	243.0	9:21'17.695
6	2.669	19.888	18.124	19.546	25.070	1'25.297	238.7	9:22'43.126
7	2.650	19.854	18.137	19.682	24.994	1'25.317	241.4	9:24'08.423
8	2.654	22.610	18.775	20.146	8'11.807	9'15.992 P	237.6	9:25'33.740
9			20.220	20.119	25.658	1'47.862 P		9:26'49.732
10	2.714	19.872	18.163	21.734	25.504	1'27.987	234.5	9:28'05.581
11	2.698	19.740	18.123	19.719	25.026	1'25.306	237.1	9:29'30.887
12	2.662	19.772	18.161	19.614	25.059	1'25.268	240.3	9:30'30.155

17° 88 R. KRUMMENACHER (1'25.098)

Lap	Seg. 1	Seg. 2	Seg. 3	Seg. 4	Seg. 5	Lap Time	km/h	Local Time
1			18.961	21.205	27.156	1'53.151 P		9:14'56.274
2	2.703	19.976	18.203	20.028	25.384	1'26.294	230.9	9:16'49.425
3	2.702	19.941	18.392	19.883	25.260	1'26.178	232.4	9:18'15.719
4	2.690	19.875	18.223	19.952	25.491	1'26.231	236.0	9:19'41.897
5	2.682	19.908	18.308	19.846	25.349	1'26.093	238.1	9:21'08.128
6	2.691	19.925	18.227	19.848	25.309	1'26.000	235.5	9:22'34.221
7	2.654	19.914	18.196	19.749	25.367	1'25.875	241.4	9:24'00.221
8	2.686	19.837	18.220	19.747	25.388	1'25.878	235.0	9:25'26.096
9	2.692	20.259	18.690	23.330	25.831	1'30.802	238.7	9:26'51.974
10	2.669	19.756	18.207	19.787	25.269	1'25.688	239.7	9:28'22.776
11	2.728	21.465	19.323	20.976	5'07.982	6'12.474 P	224.2	9:29'48.464
12			20.087	22.027	26.249	1'51.298 P		9:30'00.938
13	2.687	20.120	18.435	19.932	25.088	1'26.262	237.6	9:32'23.236
14	2.675	19.634	18.023	19.531	25.235	1'25.098	242.4	9:33'18.498
								9:40'43.596

18° 86 A. BADOVINI (1'25.124)

Lap	Seg. 1	Seg. 2	Seg. 3	Seg. 4	Seg. 5	Lap Time	km/h	Local Time
1			7.953	35.281	21.724	21.089	26.256	


US Round, 7-8-9 July 2017
World Superbike - Chronological Analysis Free Practice 3rd Session

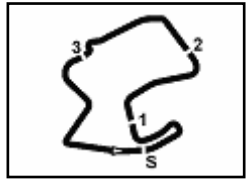
20° 96 J. SMRZ (1'26.117)								
Lap	Seg. 1	Seg. 2	Seg. 3	Seg. 4	Seg. 5	Lap Time	km/h	Local Time
1	8.002	35.114	21.487	21.939	26.635	1'53.177 P		9:15'13.569
2	2.776	20.681	18.584	20.414	25.853	1'28.308	227.5	9:17'06.746
3	2.705	20.022	18.290	20.130	25.819	1'26.966	233.5	9:18'35.054
4	2.731	19.934	18.198	20.155	25.553	1'26.571	228.5	9:20'02.020
5	2.733	20.142	18.355	20.133	25.594	1'26.957	231.9	9:21'28.591
6	2.730	19.835	18.355	19.971	25.666	1'26.557	234.0	9:22'55.548
7	2.734	19.817	18.228	20.144	25.585	1'26.508	231.9	9:24'22.105
8	2.728	19.957	18.346	20.147	25.656	1'26.834	234.5	9:25'48.613
9	2.801	21.807	20.135	21.350	7'22.375	8'28.468 P	223.7	9:27'15.447
10			20.609	22.593	29.802	1'56.231 P		9:35'43.915
11	2.781	19.954	18.319	20.017	25.235	1'26.306	229.4	9:37'40.146
12	2.746	20.166	18.154	19.806	25.245	1'26.117	233.5	9:39'06.452
								9:40'32.569

21° 37 O. JEZEK (1'26.261)								
Lap	Seg. 1	Seg. 2	Seg. 3	Seg. 4	Seg. 5	Lap Time	km/h	Local Time
1	13.195	32.141	19.761	21.150	26.431	1'52.678 P		9:14'58.222
2	2.700	20.506	18.401	20.308	25.714	1'27.629	232.9	9:16'50.900
3	2.672	20.305	18.357	20.281	25.423	1'27.038	235.0	9:18'18.529
4	2.698	20.110	18.866	20.207	25.462	1'27.343	232.9	9:19'45.567
5	2.695	20.175	18.294	20.048	25.490	1'26.702	232.9	9:21'12.910
6	2.716	20.018	18.261	20.280	25.508	1'26.783	231.9	9:22'39.612
7	2.695	20.136	18.244	20.193	25.589	1'26.857	235.5	9:24'06.395
8	2.705	23.067	19.220	20.202	4'00.570	5'05.764 P	233.5	9:25'33.252
9	7.809	35.114	22.213	22.482	26.137	1'53.755 P		9:30'39.016
10	2.697	20.082	18.398	20.472	26.533	1'28.182	234.5	9:32'32.771
11	2.693	20.091	18.136	19.979	25.362	1'26.261	231.9	9:34'00.953
12	2.688	20.134	18.305	19.847	25.611	1'26.585	237.6	9:35'27.214
13	2.727	20.024	18.232	20.213	25.573	1'26.769	231.9	9:36'53.799
14	2.705	20.371	18.231	21.980	27.217	1'30.504	232.9	9:38'20.568
15	2.699	20.209	19.319	22.221	28.643	1'33.091	235.5	9:39'51.072
								9:41'24.163

08/07/2017 P = Pits In/Out - C = Lap-Time Cancelled

These data/results cannot be reproduced, stored and/or transmitted in whole or in part by any manner of electronic, mechanical, photocopying, recording, broadcasting or otherwise now known or herein after developed without the previous express consent by the copyright owner, except for reproduction in daily press and regular printed publications on sale to the public within 60 days of the event related to those data/results and always provided that copyright symbol appears together as follows below.

© DORNA WSBK ORGANIZATION Srl 2017

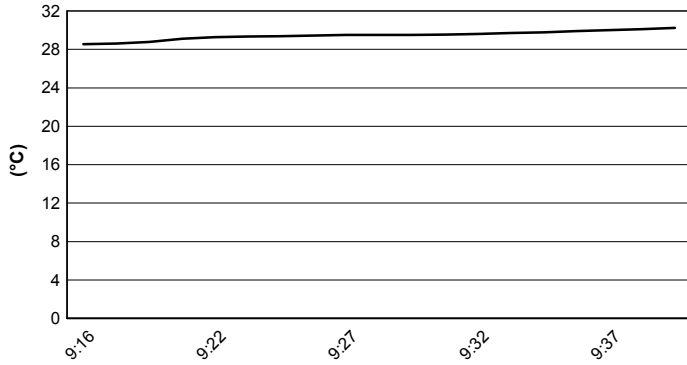


Mazda Raceway 3.610 m

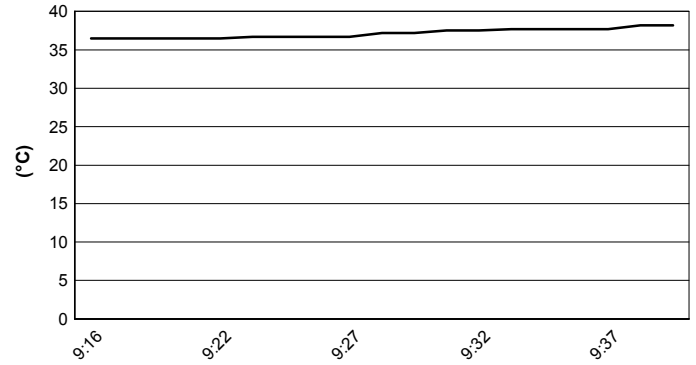
US Round, 7-8-9 July 2017 World Superbike - Weather Report Free Practice 3rd Session

Session started 09:15 Session ended 9:41

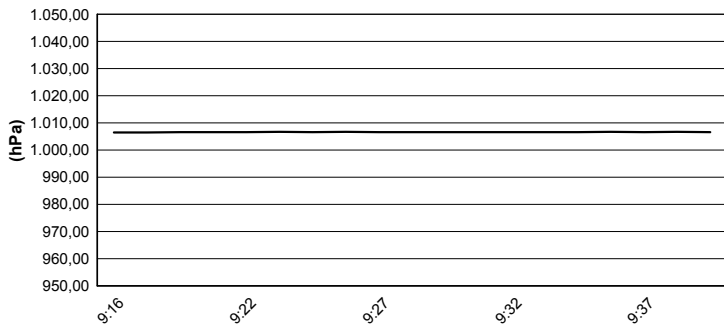
Air Temperature



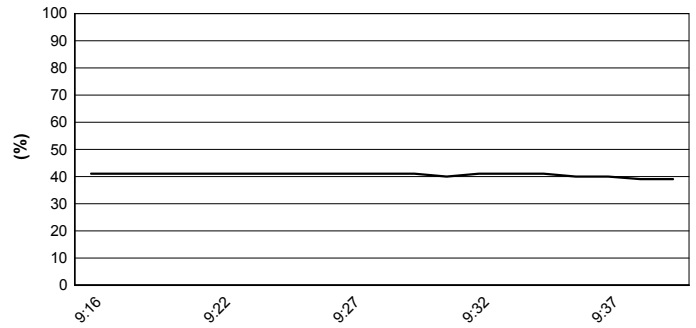
Track Temperature



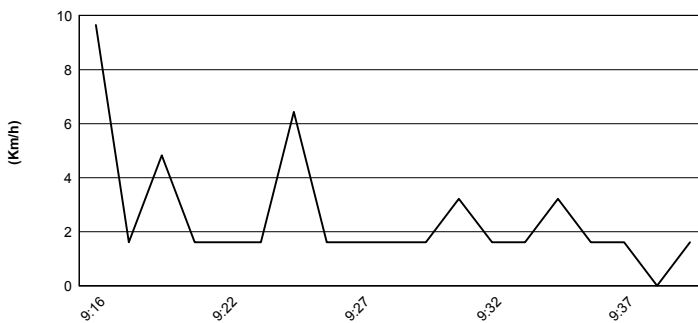
Air Pressure



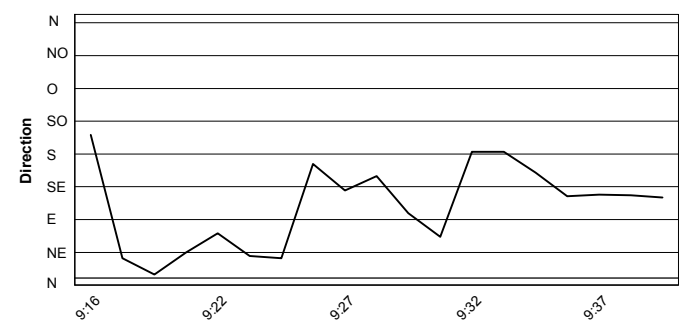
Humidity



Wind Speed



Wind Direction



08/07/2017

These data/results cannot be reproduced, stored and/or transmitted in whole or in part by any manner of electronic, mechanical, photocopying, recording, broadcasting or otherwise now known or herein after developed without the previous express consent by the copyright owner, except for reproduction in daily press and regular printed publications on sale to the public within 60 days of the event related to those data/results and always provided that copyright symbol appears together as follows below.

© DORNA WSBK ORGANIZATION Srl 2017