

Mazda Raceway 3.610 m

1 / 2

## US Round, 7-8-9 July 2017 World Superbike - Results Superpole 1

| No. | Rider              | Nat | Team                                | Bike             | Time            | Gap   | Rel.  | Laps | Speed   |              |
|-----|--------------------|-----|-------------------------------------|------------------|-----------------|-------|-------|------|---------|--------------|
|     |                    |     |                                     |                  |                 |       |       |      | Avg     | Max          |
| 1*  | 32 L. SAVADORI     | ITA | Milwaukee Aprilia                   | Aprilia RSV4 RF  | <b>1'23.737</b> |       |       | 6    | 155,200 | <b>247,5</b> |
| 2*  | 36 L. MERCADO      | ARG | IODARacing                          | Aprilia RSV4 RF  | <b>1'24.050</b> | 0.313 | 0.313 | 8    | 154,622 | <b>250,4</b> |
| 3   | 60 M. VAN DER MARK | NED | Pata Yamaha Official WorldSBK Team  | Yamaha YZF R1    | <b>1'24.250</b> | 0.513 | 0.200 | 9    | 154,255 | <b>246,4</b> |
| 4   | 35 R. DE ROSA      | ITA | Althea BMW Racing Team              | BMW S 1000 RR    | <b>1'24.311</b> | 0.574 | 0.061 | 7    | 154,144 | <b>249,2</b> |
| 5   | 40 R. RAMOS        | ESP | Team Kawasaki Go Eleven             | Kawasaki ZX-10RR | <b>1'24.413</b> | 0.676 | 0.102 | 8    | 153,957 | <b>244,1</b> |
| 6   | 88 R. KRUMMENACHER | SUI | Kawasaki Puccetti Racing            | Kawasaki ZX-10RR | <b>1'24.445</b> | 0.708 | 0.032 | 7    | 153,899 | <b>244,1</b> |
| 7   | 6 S. BRADL         | GER | Red Bull Honda World Superbike Team | Honda CBR1000RR  | <b>1'24.593</b> | 0.856 | 0.148 | 9    | 153,630 | <b>243,6</b> |
| 8   | 45 J. GAGNE        | USA | Red Bull Honda World Superbike Team | Honda CBR1000RR  | <b>1'24.658</b> | 0.921 | 0.065 | 9    | 153,512 | <b>244,1</b> |
| 9   | 96 J. SMRZ         | CZE | Guandalini Racing                   | Yamaha YZF R1    | <b>1'25.125</b> | 1.388 | 0.467 | 7    | 152,670 | <b>238,1</b> |
| 10  | 86 A. BADOVINI     | ITA | Grillini Racing Team                | Kawasaki ZX-10RR | <b>1'25.303</b> | 1.566 | 0.178 | 6    | 152,351 | <b>244,1</b> |
| 11  | 37 O. JEZEK        | CZE | Grillini Racing Team                | Kawasaki ZX-10RR | <b>1'25.669</b> | 1.932 | 0.366 | 8    | 151,700 | <b>244,7</b> |

\* Qualified to Superpole 2

|       |            |     |       |      |
|-------|------------|-----|-------|------|
| AIR   | Humidity:  | 19% | Temp: | 33°C |
| TRACK | Condition: | Dry | Temp: | 47°C |

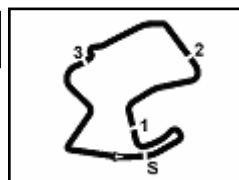
|         |               |                  |          |         |      |
|---------|---------------|------------------|----------|---------|------|
| Records | Pole (SP2)    | 2014 T.Sykes     | 1'21.811 | 158,850 | Km/h |
|         | Race (RC2)    | 2014 D.Giugliano | 1'23.403 | 155,820 | Km/h |
|         | Circuit (SP2) | 2014 T.Sykes     | 1'21.811 | 158,850 | Km/h |

Start                      End                      The results are provisional until the end of the time limit for protests and appeals  
08/07/2017              11.00                      11:16                      and the completion of the technical checks.

These data/results cannot be reproduced, stored and/or transmitted in whole or in part by any manner of electronic, mechanical, photocopying, recording, broadcasting or otherwise now known or herein after developed without the previous express consent by the copyright owner, except for reproduction in daily press and regular printed publications on sale to the public within 60 days of the event related to those data/results and always provided that copyright symbol appears together as follows below.

© DORNA WSBK ORGANIZATION Srl 2017





## US Round, 7-8-9 July 2017 World Superbike - Results Superpole 1

### Session Highlights

| Local Time | No. Rider | Description    |
|------------|-----------|----------------|
| 11.00.00   |           | Start          |
| 11.16.47   |           | End Of Session |

### Fastest Laps Sequence

| No. | Rider           | Nat | Team                               | Bike            | Local Time   | Time            | Gap    | Avg     |
|-----|-----------------|-----|------------------------------------|-----------------|--------------|-----------------|--------|---------|
| 60  | M. VAN DER MARK | NED | Pata Yamaha Official WorldSBK Team | Yamaha YZF R1   | 11:03'12.937 | <b>1'24.971</b> |        | 152,946 |
| 32  | L. SAVADORI     | ITA | Milwaukee Aprilia                  | Aprilia RSV4 RF | 11:03'13.372 | <b>1'24.145</b> | -0.826 | 154,448 |
| 36  | L. MERCADO      | ARG | IODARacing                         | Aprilia RSV4 RF | 11:13'37.657 | <b>1'24.050</b> | -0.095 | 154,622 |
| 32  | L. SAVADORI     | ITA | Milwaukee Aprilia                  | Aprilia RSV4 RF | 11:13'47.375 | <b>1'23.737</b> | -0.313 | 155,200 |

08/07/2017      Start      End      The results are provisional until the end of the time limit for protests and appeals  
11.00      11:16      and the completion of the technical checks.

These data/results cannot be reproduced, stored and/or transmitted in whole or in part by any manner of electronic, mechanical, photocopying, recording, broadcasting or otherwise now known or herein after developed without the previous express consent by the copyright owner, except for reproduction in daily press and regular printed publications on sale to the public within 60 days of the event related to those data/results and always provided that copyright symbol appears together as follows below.

© DORNA WSBK ORGANIZATION Srl 2017



Mazda Raceway 3.610 m

## US Round, 7-8-9 July 2017 World Superbike - Best Sector & Speed Superpole 1

**BEST LAP**

|    |                    |                  |          |
|----|--------------------|------------------|----------|
| 1  | 32 L. SAVADORI     | Aprilia RSV4 RF  | 1'23.737 |
| 2  | 36 L. MERCADO      | Aprilia RSV4 RF  | 1'24.050 |
| 3  | 60 M. VAN DER MARK | Yamaha YZF R1    | 1'24.250 |
| 4  | 35 R. DE ROSA      | BMW S 1000 RR    | 1'24.311 |
| 5  | 40 R. RAMOS        | Kawasaki ZX-10RR | 1'24.413 |
| 6  | 88 R. KRUMMENACHER | Kawasaki ZX-10RR | 1'24.445 |
| 7  | 6 S. BRADL         | Honda CBR1000RR  | 1'24.593 |
| 8  | 45 J. GAGNE        | Honda CBR1000RR  | 1'24.658 |
| 9  | 96 J. SMRZ         | Yamaha YZF R1    | 1'25.125 |
| 10 | 86 A. BADOVINI     | Kawasaki ZX-10RR | 1'25.303 |
| 11 | 37 O. JEZEK        | Kawasaki ZX-10RR | 1'25.669 |

**SPEED**

|    |                    |                  |       |
|----|--------------------|------------------|-------|
| 1  | 36 L. MERCADO      | Aprilia RSV4 RF  | 250.4 |
| 2  | 35 R. DE ROSA      | BMW S 1000 RR    | 249.2 |
| 3  | 32 L. SAVADORI     | Aprilia RSV4 RF  | 247.5 |
| 4  | 60 M. VAN DER MARK | Yamaha YZF R1    | 246.4 |
| 5  | 37 O. JEZEK        | Kawasaki ZX-10RR | 244.7 |
| 6  | 45 J. GAGNE        | Honda CBR1000RR  | 244.1 |
| 7  | 40 R. RAMOS        | Kawasaki ZX-10RR | 244.1 |
| 8  | 88 R. KRUMMENACHER | Kawasaki ZX-10RR | 244.1 |
| 9  | 86 A. BADOVINI     | Kawasaki ZX-10RR | 244.1 |
| 10 | 6 S. BRADL         | Honda CBR1000RR  | 243.6 |
| 11 | 96 J. SMRZ         | Yamaha YZF R1    | 238.1 |

**SEG. 1**

|    |                   |       |
|----|-------------------|-------|
| 1  | 36 L. MERCADO     | 2.607 |
| 2  | 32 L. SAVADORI    | 2.616 |
| 3  | 35 R. DE ROSA     | 2.632 |
| 4  | 60 M. VAN DER MAR | 2.635 |
| 5  | 6 S. BRADL        | 2.647 |
| 6  | 40 R. RAMOS       | 2.647 |
| 7  | 88 R. KRUMMENAC   | 2.649 |
| 8  | 86 A. BADOVINI    | 2.653 |
| 9  | 37 O. JEZEK       | 2.656 |
| 10 | 45 J. GAGNE       | 2.671 |
| 11 | 96 J. SMRZ        | 2.722 |

**SEG. 2**

|    |                   |        |
|----|-------------------|--------|
| 1  | 32 L. SAVADORI    | 19.326 |
| 2  | 60 M. VAN DER MAR | 19.472 |
| 3  | 88 R. KRUMMENAC   | 19.482 |
| 4  | 35 R. DE ROSA     | 19.483 |
| 5  | 40 R. RAMOS       | 19.552 |
| 6  | 45 J. GAGNE       | 19.585 |
| 7  | 96 J. SMRZ        | 19.607 |
| 8  | 6 S. BRADL        | 19.620 |
| 9  | 36 L. MERCADO     | 19.625 |
| 10 | 86 A. BADOVINI    | 19.687 |
| 11 | 37 O. JEZEK       | 19.888 |

**SEG. 3**

|    |                   |        |
|----|-------------------|--------|
| 1  | 32 L. SAVADORI    | 17.749 |
| 2  | 36 L. MERCADO     | 17.759 |
| 3  | 60 M. VAN DER MAR | 17.843 |
| 4  | 35 R. DE ROSA     | 17.888 |
| 5  | 40 R. RAMOS       | 17.938 |
| 6  | 88 R. KRUMMENAC   | 17.945 |
| 7  | 45 J. GAGNE       | 17.987 |
| 8  | 96 J. SMRZ        | 18.015 |
| 9  | 6 S. BRADL        | 18.031 |
| 10 | 86 A. BADOVINI    | 18.118 |
| 11 | 37 O. JEZEK       | 18.134 |

**SEG. 4**

|    |                   |        |
|----|-------------------|--------|
| 1  | 32 L. SAVADORI    | 19.275 |
| 2  | 36 L. MERCADO     | 19.373 |
| 3  | 60 M. VAN DER MAR | 19.375 |
| 4  | 35 R. DE ROSA     | 19.384 |
| 5  | 40 R. RAMOS       | 19.426 |
| 6  | 6 S. BRADL        | 19.433 |
| 7  | 45 J. GAGNE       | 19.444 |
| 8  | 88 R. KRUMMENAC   | 19.564 |
| 9  | 86 A. BADOVINI    | 19.601 |
| 10 | 37 O. JEZEK       | 19.724 |
| 11 | 96 J. SMRZ        | 19.754 |

**SEG. 5**

|    |                   |        |
|----|-------------------|--------|
| 1  | 36 L. MERCADO     | 24.522 |
| 2  | 32 L. SAVADORI    | 24.734 |
| 3  | 6 S. BRADL        | 24.764 |
| 4  | 40 R. RAMOS       | 24.764 |
| 5  | 88 R. KRUMMENAC   | 24.800 |
| 6  | 60 M. VAN DER MAR | 24.832 |
| 7  | 35 R. DE ROSA     | 24.843 |
| 8  | 45 J. GAGNE       | 24.943 |
| 9  | 96 J. SMRZ        | 25.020 |
| 10 | 86 A. BADOVINI    | 25.022 |
| 11 | 37 O. JEZEK       | 25.230 |

08/07/2017

These data/results cannot be reproduced, stored and/or transmitted in whole or in part by any manner of electronic, mechanical, photocopying, recording, broadcasting or otherwise now known or herein after developed without the previous express consent by the copyright owner, except for reproduction in daily press and regular printed publications on sale to the public within 60 days of the event related to those data/results and always provided that copyright symbol appears together as follows below.

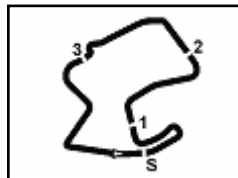
© DORNA WSBK ORGANIZATION Srl 2017

**FICR PERUGIA TIMING**


Official Tyre Supplier



Official Timekeeper



Mazda Raceway 3.610 m

## US Round, 7-8-9 July 2017

### World Superbike - Ideal Times Superpole 1

| No.                       | Rider              | Nat | Bike             | Seg. 1                | Seg. 2          | Seg. 3          | Seg. 4        | Seg. 5          | Ideal Time                  |      |       |
|---------------------------|--------------------|-----|------------------|-----------------------|-----------------|-----------------|---------------|-----------------|-----------------------------|------|-------|
|                           |                    |     |                  | Diff. 1               | Diff. 2         | Diff. 3         | Diff. 4       | Diff. 5         | Best Lap                    | Pos. | Diff. |
| 1                         | 32 L. SAVADORI     | ITA | Aprilia RSV4 RF  | 2.616<br>0.018        | <b>19.326</b>   | <b>17.749</b>   | <b>19.275</b> | 24.734<br>0.019 | <b>1'23.700</b><br>1'23.737 | 1    | 0.037 |
| 2                         | 36 L. MERCADO      | ARG | Aprilia RSV4 RF  | <b>2.607</b><br>0.045 | 19.625<br>0.104 | 17.759<br>0.015 | 19.373        | <b>24.522</b>   | <b>1'23.886</b><br>1'24.050 | 2    | 0.164 |
| 3                         | 60 M. VAN DER MARK | NED | Yamaha YZF R1    | 2.635<br>0.016        | 19.472<br>0.077 | 17.843          | 19.375        | 24.832          | <b>1'24.157</b><br>1'24.250 | 3    | 0.093 |
| 4                         | 35 R. DE ROSA      | ITA | BMW S 1000 RR    | 2.632                 | 19.483          | 17.888          | 19.384        | 24.843<br>0.081 | <b>1'24.230</b><br>1'24.311 | 4    | 0.081 |
| 5                         | 40 R. RAMOS        | ESP | Kawasaki ZX-10RR | 2.647                 | 19.552          | 17.938          | 19.426        | 24.764<br>0.086 | <b>1'24.327</b><br>1'24.413 | 5    | 0.086 |
| 6                         | 88 R. KRUMMENACHER | SUI | Kawasaki ZX-10RR | 2.649<br>0.005        | 19.482          | 17.945          | 19.564        | 24.800          | <b>1'24.440</b><br>1'24.445 | 6    | 0.005 |
| 7                         | 6 S. BRADL         | GER | Honda CBR1000RR  | 2.647                 | 19.620<br>0.065 | 18.031<br>0.029 | 19.433        | 24.764<br>0.004 | <b>1'24.495</b><br>1'24.593 | 7    | 0.098 |
| 8                         | 45 J. GAGNE        | USA | Honda CBR1000RR  | 2.671<br>0.008        | 19.585          | 17.987          | 19.444        | 24.943<br>0.020 | <b>1'24.630</b><br>1'24.658 | 8    | 0.028 |
| 9                         | 86 A. BADOVINI     | ITA | Kawasaki ZX-10RR | 2.653<br>0.037        | 19.687<br>0.136 | 18.118<br>0.045 | 19.601        | 25.022<br>0.004 | <b>1'25.081</b><br>1'25.303 | 10   | 0.222 |
| 10                        | 96 J. SMRZ         | CZE | Yamaha YZF R1    | 2.722<br>0.007        | 19.607          | 18.015          | 19.754        | 25.020          | <b>1'25.118</b><br>1'25.125 | 9    | 0.007 |
| 11                        | 37 O. JEZEK        | CZE | Kawasaki ZX-10RR | 2.656                 | 19.888<br>0.035 | 18.134<br>0.002 | 19.724        | 25.230          | <b>1'25.632</b><br>1'25.669 | 11   | 0.037 |
| <b>Overall Ideal Time</b> |                    |     |                  | 2.607                 | 19.326          | 17.749          | 19.275        | 24.522          | <b>1'23.479</b>             |      |       |

08/07/2017

These data/results cannot be reproduced, stored and/or transmitted in whole or in part by any manner of electronic, mechanical, photocopying, recording, broadcasting or otherwise now known or herein after developed without the previous express consent by the copyright owner, except for reproduction in daily press and regular printed publications on sale to the public within 60 days of the event related to those data/results and always provided that copyright symbol appears together as follows below.

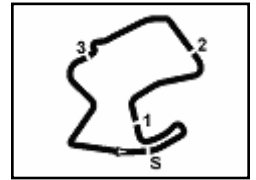
© DORNA WSBK ORGANIZATION Srl 2017

**FKR PERUGIA TIMING**


Official Tyre Supplier



Official Timekeeper



Mazda Raceway 3.610 m

## US Round, 7-8-9 July 2017

### World Superbike - Chronological Analysis Superpole 1

| 1° 32 L. SAVADORI (1'23.737) |              |               |               |               |               |                 |              |              |
|------------------------------|--------------|---------------|---------------|---------------|---------------|-----------------|--------------|--------------|
| Lap                          | Seg. 1       | Seg. 2        | Seg. 3        | Seg. 4        | Seg. 5        | Lap Time        | km/h         | Local Time   |
| 1                            |              |               | 18.933        | 20.724        | 25.296        | 1'46.848 P      |              | 11:00'02.379 |
| 2                            | 2.628        | 19.537        | 17.847        | 19.399        | <b>24.734</b> | 1'24.145        | <b>247.5</b> | 11:01'49.227 |
| 3                            | <b>2.616</b> | 19.523        | 17.874        | 19.457        | 24.869        | 1'24.339        | 244.1        | 11:03'13.372 |
| 4                            | 2.725        | 22.000        | 19.459        | 20.939        | 4'33.122      | 5'38.245 P      | 226.5        | 11:10'15.956 |
| 5                            |              |               | 19.357        | 20.406        | 40.992        | 2'07.682 P      |              | 11:12'23.638 |
| 6                            | 2.634        | <b>19.326</b> | <b>17.749</b> | <b>19.275</b> | 24.753        | <b>1'23.737</b> | 245.2        | 11:13'47.375 |

| 2° 36 L. MERCADO (1'24.050) |              |               |               |               |               |                 |              |              |
|-----------------------------|--------------|---------------|---------------|---------------|---------------|-----------------|--------------|--------------|
| Lap                         | Seg. 1       | Seg. 2        | Seg. 3        | Seg. 4        | Seg. 5        | Lap Time        | km/h         | Local Time   |
| 1                           |              |               | 19.528        | 21.097        | 25.791        | 1'47.471 P      |              | 11:00'18.802 |
| 2                           | <b>2.607</b> | <b>19.625</b> | <b>17.759</b> | 19.603        | 24.844        | 1'24.438        | <b>250.4</b> | 11:02'06.273 |
| 3                           | 2.611        | 19.700        | 17.778        | 19.705        | 24.588        | 1'24.382        | 249.8        | 11:03'30.711 |
| 4                           | 2.609        | 19.776        | 17.836        | 19.470        | 24.687        | 1'24.378        | 249.8        | 11:04'55.093 |
| 5                           | 2.627        | 21.440        | 18.952        | 20.288        | 2'48.511      | 3'51.818 P      | 246.9        | 11:06'19.471 |
| 6                           |              |               | 20.077        | 21.341        | 34.174        | 2'02.318 P      |              | 11:10'11.289 |
| 7                           | 2.652        | 19.729        | 17.774        | <b>19.373</b> | <b>24.522</b> | <b>1'24.050</b> | 245.8        | 11:12'13.607 |
| 8                           | 2.628        | 19.648        | 17.801        | 19.569        | 24.571        | 1'24.217        | 246.4        | 11:13'37.657 |

| 3° 60 M. VAN DER MARK (1'24.250) |              |               |               |               |               |                 |              |              |
|----------------------------------|--------------|---------------|---------------|---------------|---------------|-----------------|--------------|--------------|
| Lap                              | Seg. 1       | Seg. 2        | Seg. 3        | Seg. 4        | Seg. 5        | Lap Time        | km/h         | Local Time   |
| 1                                |              |               | 18.523        | 20.347        | 25.384        | 1'44.701 P      |              | 11:00'03.265 |
| 2                                | 2.657        | 19.764        | 17.969        | 19.598        | 24.983        | 1'24.971        | 241.4        | 11:01'47.966 |
| 3                                | 2.640        | 19.583        | 17.952        | 19.419        | 24.896        | 1'24.490        | 244.7        | 11:03'12.937 |
| 4                                | 2.651        | 19.502        | 17.983        | 19.442        | 24.924        | 1'24.502        | 242.4        | 11:04'37.427 |
| 5                                | <b>2.635</b> | 20.406        | 18.462        | 19.761        | 2'53.705      | 3'54.969 P      | 243.0        | 11:06'01.929 |
| 6                                |              |               | 18.540        | 20.197        | 25.210        | 1'44.088 P      |              | 11:09'56.898 |
| 7                                | 2.651        | 19.549        | <b>17.843</b> | <b>19.375</b> | <b>24.832</b> | <b>1'24.250</b> | 244.1        | 11:11'40.986 |
| 8                                | 2.644        | <b>19.472</b> | 17.910        | 19.407        | <b>24.832</b> | 1'24.265        | 245.8        | 11:13'05.236 |
| 9                                | 2.645        | 19.705        | 18.236        | 19.728        | 25.029        | 1'25.343        | <b>246.4</b> | 11:14'29.501 |

| 4° 35 R. DE ROSA (1'24.311) |              |               |               |               |               |                 |              |              |
|-----------------------------|--------------|---------------|---------------|---------------|---------------|-----------------|--------------|--------------|
| Lap                         | Seg. 1       | Seg. 2        | Seg. 3        | Seg. 4        | Seg. 5        | Lap Time        | km/h         | Local Time   |
| 1                           |              |               | 19.439        | 21.928        | 32.638        | 1'54.495 P      |              | 11:01'05.891 |
| 2                           | 7.980        | 32.510        | 18.293        | 19.880        | 25.345        | 1'26.832        | 220.9        | 11:03'00.386 |
| 3                           | 2.863        | 20.451        | 18.045        | 19.752        | 24.937        | 1'25.141        | 237.6        | 11:04'27.218 |
| 4                           | 2.682        | 19.725        | 18.045        | 19.752        | 24.937        | 1'25.141        | 237.6        | 11:05'52.359 |
| 5                           | 2.650        | 19.923        | 18.795        | 22.302        | 3'07.516      | 4'11.186 P      | 244.1        | 11:07'11.645 |
| 6                           | 2.658        | 30.107        | 22.341        | 37.015        | 38.993        | 2'16.114 P      |              | 11:10'04.580 |
| 7                           | 2.653        | 19.720        | 17.890        | 19.579        | <b>24.843</b> | 1'24.685        | 245.2        | 11:11'40.986 |
| 8                           | <b>2.632</b> | <b>19.483</b> | <b>17.888</b> | <b>19.384</b> | <b>24.924</b> | <b>1'24.311</b> | <b>249.2</b> | 11:13'44.344 |

| 5° 40 R. RAMOS (1'24.413) |              |               |               |               |               |                 |              |              |
|---------------------------|--------------|---------------|---------------|---------------|---------------|-----------------|--------------|--------------|
| Lap                       | Seg. 1       | Seg. 2        | Seg. 3        | Seg. 4        | Seg. 5        | Lap Time        | km/h         | Local Time   |
| 1                         |              |               | 18.918        | 20.194        | 25.217        | 1'43.993 P      |              | 11:00'07.657 |
| 2                         | 2.672        | 19.767        | 18.203        | 19.709        | 25.237        | 1'25.588        | 241.4        | 11:01'51.650 |
| 3                         | 2.667        | 19.636        | 18.185        | 22.450        | 31.454        | 1'34.392        | 242.4        | 11:03'17.238 |
| 4                         | 2.766        | 20.147        | 18.304        | 19.633        | 3'38.688      | 4'39.538 P      | 226.0        | 11:04'51.630 |
| 5                         |              |               | 23.829        | 30.383        | 28.822        | 2'09.977 P      |              | 11:09'31.168 |
| 6                         | 2.652        | 19.692        | 18.032        | 19.469        | <b>24.764</b> | 1'24.609        | 242.4        | 11:11'41.145 |
| 7                         | <b>2.647</b> | <b>19.552</b> | <b>17.938</b> | <b>19.426</b> | 24.850        | <b>1'24.413</b> | <b>244.1</b> | 11:13'05.754 |
| 8                         | 2.651        | 19.921        | 18.154        | 19.637        | 24.916        | 1'25.279        | 243.0        | 11:14'30.167 |

| 6° 88 R. KRUMMENACHER (1'24.445) |              |               |               |               |               |                 |              |              |
|----------------------------------|--------------|---------------|---------------|---------------|---------------|-----------------|--------------|--------------|
| Lap                              | Seg. 1       | Seg. 2        | Seg. 3        | Seg. 4        | Seg. 5        | Lap Time        | km/h         | Local Time   |
| 1                                |              |               | 19.120        | 21.329        | 32.813        | 1'54.246 P      |              | 11:01'07.318 |
| 2                                | 2.702        | 19.755        | 18.205        | 19.989        | 25.271        | 1'25.922        | 235.0        | 11:03'01.564 |
| 3                                | 2.680        | 19.841        | 18.075        | 19.766        | 24.948        | 1'25.310        | 235.0        | 11:04'27.486 |
| 4                                | 2.654        | 19.719        | 18.182        | 20.436        | 3'27.892      | 4'28.883 P      | <b>244.1</b> | 11:05'52.796 |
| 5                                |              |               | 20.015        | 20.431        | 41.212        | 2'02.569 P      |              | 11:10'21.679 |
| 6                                | 2.654        | <b>19.482</b> | <b>17.945</b> | <b>19.564</b> | <b>24.800</b> | <b>1'24.445</b> | 243.0        | 11:12'24.248 |
| 7                                | <b>2.649</b> | 21.454        | 19.545        | 20.095        | 25.438        | 1'29.181        | 241.9        | 11:13'48.693 |

| 7° 6 S. BRADL (1'24.593) |              |        |               |               |               |                 |       |              |
|--------------------------|--------------|--------|---------------|---------------|---------------|-----------------|-------|--------------|
| Lap                      | Seg. 1       | Seg. 2 | Seg. 3        | Seg. 4        | Seg. 5        | Lap Time        | km/h  | Local Time   |
| 1                        |              |        | 20.438        | 20.768        | 25.317        | 1'48.142 P      |       | 11:00'14.980 |
| 2                        | 2.704        | 19.714 | <b>18.031</b> | 19.536        | <b>24.764</b> | 1'24.749        | 233.5 | 11:02'03.122 |
| 3                        | <b>2.647</b> | 19.685 | 18.060        | <b>19.433</b> | 24.768        | <b>1'24.593</b> | 243.0 | 11:03'27.871 |
| 4                        | 2.648        | 22.181 | 21.327        | 20.497        | 2'48.571      | 3'55.224 P      | 236.5 | 11:04'52.464 |

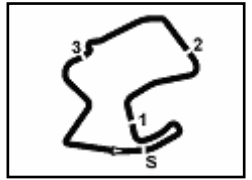
|   |       |               |        |        |        |            |              |              |
|---|-------|---------------|--------|--------|--------|------------|--------------|--------------|
| 5 |       |               | 19.498 | 20.481 | 25.839 | 1'47.555 P |              | 11:03'35.243 |
| 6 | 2.680 | <b>19.620</b> | 18.091 | 19.498 | 24.774 | 1'24.663   | 239.2        | 11:11'59.906 |
| 7 | 2.666 | 19.717        | 18.151 | 19.760 | 25.108 | 1'25.402   | 241.4        | 11:13'25.308 |
| 8 | 2.668 | 22.688        | 20.557 | 22.024 | 25.592 | 1'33.529   | <b>243.6</b> | 11:14'58.837 |
| 9 | 2.671 | 19.840        | 18.162 | 19.567 | 25.123 | 1'25.363   | 240.8        | 11:16'24.200 |

| 8° 45 J. GAGNE (1'24.658) |              |               |               |               |               |                 |              |              |
|---------------------------|--------------|---------------|---------------|---------------|---------------|-----------------|--------------|--------------|
| Lap                       | Seg. 1       | Seg. 2        | Seg. 3        | Seg. 4        | Seg. 5        | Lap Time        | km/h         | Local Time   |
| 1                         |              |               | 19.707        | 20.882        | 25.918        | 1'47.734 P      |              | 11:00'12.250 |
| 2                         | 2.689        | 19.987        | 18.256        | 19.776        | 25.318        | 1'26.026        | 240.8        | 11:01'59.984 |
| 3                         | 2.705        | 19.736        | 18.273        | 19.569        | 25.144        | 1'25.427        | 239.7        | 11:03'26.010 |
| 4                         | <b>2.671</b> | 19.717        | 18.116        | 19.584        | 25.114        | 1'25.202        | 242.4        | 11:04'51.437 |
| 5                         | 2.715        | 21.750        | 18.743        | 20.139        | 1'58.208      | 3'01.555 P      | 236.0        | 11:06'16.639 |
| 6                         |              |               | 19.231        | 20.077        | 25.614        | 1'45.868 P      |              | 11:09'18.194 |
| 7                         | 2.693        | 19.660        | 18.130        | 19.496        | 24.979        | 1'24.958        | 241.4        | 11:11'04.062 |
| 8                         | 2.679        | <b>19.585</b> | <b>17.987</b> | <b>19.444</b> | <b>24.963</b> | <b>1'24.658</b> | 243.0        | 11:12'29.020 |
| 9                         | 2.673        | 19.712        | 18.087        | <b>19.537</b> | <b>24.943</b> | 1'24.952        | <b>244.1</b> | 11:13'53.678 |

| 9° 96 J. SMRZ (1'25.125) |              |               |               |               |               |                 |              |              |
|--------------------------|--------------|---------------|---------------|---------------|---------------|-----------------|--------------|--------------|
| Lap                      | Seg. 1       | Seg. 2        | Seg. 3        | Seg. 4        | Seg. 5        | Lap Time        | km/h         | Local Time   |
| 1                        |              |               | 20.305        | 21.991        | 26.100        | 1'50.229 P      |              | 11:00'05.922 |
| 2                        | 7.940        | 33.893        | 18.135        | 19.929        | 25.196        | 1'26.055        | 231.4        | 11:01'56.151 |
| 3                        | 2.757        | 19.814        | 18.191        | 20.030        | 25.215        | 1'26.007        | 234.5        | 11:03'22.206 |
| 4                        | <b>2.722</b> | 20.011        | 19.099        | 20.441        | 4'37.986      | 5'40.259 P      | <b>238.1</b> | 11:04'48.213 |
| 5                        |              |               | 20.515        | 22.095        | 29.048        | 1'52.602 P      |              | 11:06'16.639 |
| 6                        | 2.759        | 19.901        | 18.086        | 20.030        | 25.106        | 1'25.882        | 231.4        | 11:07'42.072 |
| 7                        | 2.729        | <b>19.607</b> | <b>18.015</b> | <b>19.754</b> | <b>25.020</b> | <b>1'25.125</b> | 235.5        | 11:12'21.074 |

| 10° 86 A. BADOVINI (1'25.303) |              |               |               |               |               |                 |              |              |
|-------------------------------|--------------|---------------|---------------|---------------|---------------|-----------------|--------------|--------------|
| Lap                           | Seg. 1       | Seg. 2        | Seg. 3        | Seg. 4        | Seg. 5        | Lap Time        | km/h         | Local Time   |
| 1                             |              |               | 20.092        | 22.071        | 25.341        | 1'47.875 P      |              | 11:00'04.580 |
| 2                             | 2.664        | 19.747        | 18.174        | 19.765        | 25.164        | 1'25.514        | 242.4        | 11:01'52.455 |
| 3                             | <b>2.653</b> | <b>19.687</b> | <b>18.118</b> | 21.186        | 5'44.645      | 6'46.289 P      | <b>244.1</b> | 11:03'17.969 |
| 4                             |              |               | 19.447        | 36.661        | 34.398        | 2'09.770 P      |              | 11:04'48.213 |
| 5                             | 2.690        | 19.823        | 18.163        | <b>19.601</b> | 25.026        | <b>1'25.303</b> | 238.7        | 11:10'04.993 |
| 6                             | 2.676        | 19.789        | 18.161        | 20.183        | <b>25.022</b> | 1'25.831        | 242.4        | 11:12'14.028 |

| 11° 37 O. JEZEK (1'25.669) |              |               |               |               |               |                 |              |              |
|----------------------------|--------------|---------------|---------------|---------------|---------------|-----------------|--------------|--------------|
| Lap                        | Seg. 1       | Seg. 2        | Seg. 3        | Seg. 4        | Seg. 5        | Lap Time        | km/h         | Local Time   |
| 1                          |              |               | 19.363        | 21.223        | 27.642        | 1'49.419 P      |              | 11:00'03.705 |
| 2                          | 8.091        | 33.100        | 18.352        | 19.834        | 26.725        | 1'27.592        | 240.8        | 11:01'53.124 |
| 3                          | 2.673        | 20.008        | 18.175        | 19.977        | 25.422        | 1'26.334        | 230.4        | 11:03'20.716 |
| 4                          | 2.711        | 20.049        | 18.175        | 19.977        | 25.422        | 1'26.334        | 230.4        | 11:04'47.050 |
| 5                          | 2.694        | 20.782        | 18.951        | 20.272        | 4'15.244      | 5'17.943 P      | 238.1        | 11:06'16.639 |
| 6                          | 7.781        | 31.575        | 19.059        | 28.931        | 27.977        | 1'55.323 P      |              | 11:10'04.993 |
| 7                          | 2.686        | <b>19.888</b> | <b>18.134</b> | 19.903        | 25.375        | 1'25.986        | 238.7        | 11:11'41.145 |
| 8                          | <b>2.656</b> | 19.923        | 18.136        | <b>19.724</b> | <b>25.230</b> | <b>1'25.669</b> | <b>244.7</b> | 11:13'26.302 |
| 9                          | 2.722        | 19.967        | 18.208        | 22.684        | 27.028        | 1'30.609        | 230.9        | 11:14'51.971 |

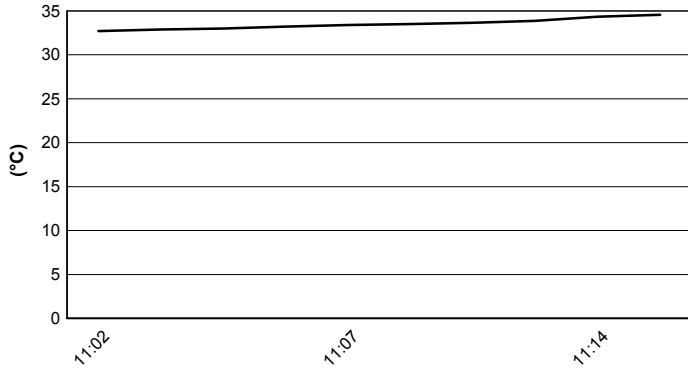


Mazda Raceway 3.610 m


**US Round, 7-8-9 July 2017**  
**World Superbike - Weather Report Superpole 1**

Session started 11.00      Session ended 11:16

**Air Temperature**



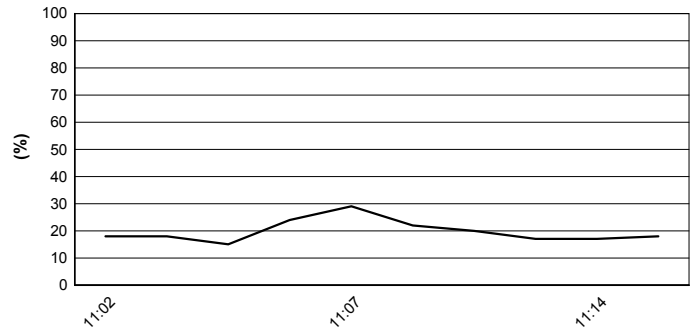
**Track Temperature**



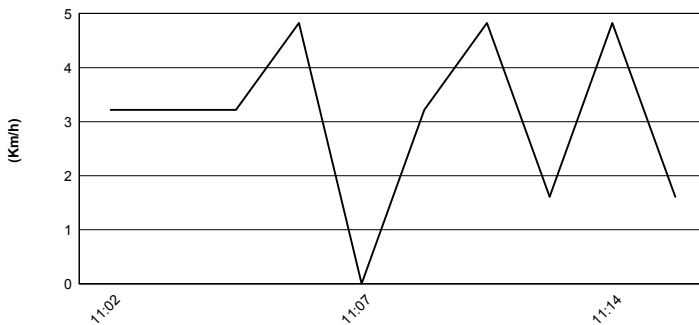
**Air Pressure**



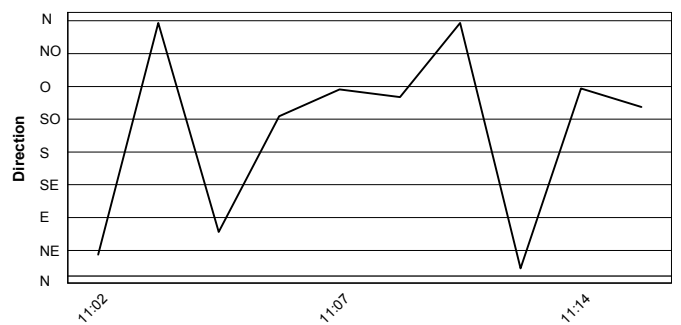
**Humidity**



**Wind Speed**



**Wind Direction**



08/07/2017

These data/results cannot be reproduced, stored and/or transmitted in whole or in part by any manner of electronic, mechanical, photocopying, recording, broadcasting or otherwise now known or herein after developed without the previous express consent by the copyright owner, except for reproduction in daily press and regular printed publications on sale to the public within 60 days of the event related to those data/results and always provided that copyright symbol appears together as follows below.  
© DORNA WSBK ORGANIZATION Srl 2017



Official Tyre Supplier



Official Timekeeper