

Mazda Raceway 3.610 m

US Round, 7-8-9 July 2017

World Superbike - Free Practices & Superpole Combined Results

No.	Rider	Nat	Team	Bike	FP 1	FP 2	Laps	Superpole	Gap	Time	Avg
1	66 T. SYKES	GBR	Kawasaki Racing Team	Kawasaki ZX-10RR	1'24.347	1'24.242	54	1'22.476		1'22.476	157,573
2	1 J. REA	GBR	Kawasaki Racing Team	Kawasaki ZX-10RR	1'24.218	1'23.436	57	1'22.566	0.090	1'22.566	157,401
3	7 C. DAVIES	GBR	Aruba.it Racing - Ducati	Ducati Panigale R	1'23.425	1'24.087	51	1'22.883	0.407	1'22.883	156,799
4	33 M. MELANDRI	ITA	Aruba.it Racing - Ducati	Ducati Panigale R	1'24.194	1'23.778	50	1'23.077	0.601	1'23.077	156,433
5	50 E. LAVERTY	IRL	Milwaukee Aprilia	Aprilia RSV4 RF	1'24.098	1'24.204	46	1'23.242	0.766	1'23.242	156,123
6	36 L. MERCADO	ARG	IODARacing	Aprilia RSV4 RF	1'25.577	1'24.670	56	1'23.455	0.979	1'23.455	155,725
7	12 X. FORÉS	ESP	BARNI Racing Team	Ducati Panigale R	1'24.997	1'24.253	39	1'23.483	1.007	1'23.483	155,672
8	22 A. LOWES	GBR	Pata Yamaha Official WorldSBK Team	Yamaha YZF R1	1'24.635	1'24.330	55	1'23.553	1.077	1'23.553	155,542
9	2 L. CAMIER	GBR	MV Agusta Reparto Corse	MV Agusta 1000 F4	1'24.283	1'24.741	51	1'23.566	1.090	1'23.566	155,518
10	32 L. SAVADORI	ITA	Milwaukee Aprilia	Aprilia RSV4 RF	1'25.902	1'25.421	47	1'23.717	1.241	1'23.717	155,237
11	81 J. TORRES	ESP	Althea BMW Racing Team	BMW S 1000 RR	1'24.538	1'24.388	56	1'23.789	1.313	1'23.789	155,104
12	15 A. DE ANGELIS	RSM	Pedercini Racing SC-Project	Kawasaki ZX-10RR	1'25.202	1'24.626	51	1'23.797	1.321	1'23.797	155,089
13	60 M. VAN DER MARK	NED	Pata Yamaha Official WorldSBK Team	Yamaha YZF R1	1'25.280	1'24.755	59	1'24.250		1'24.250	154,255
14	35 R. DE ROSA	ITA	Althea BMW Racing Team	BMW S 1000 RR	1'25.012	1'24.713	43	1'24.311	0.061	1'24.311	154,144
15	40 R. RAMOS	ESP	Team Kawasaki Go Eleven	Kawasaki ZX-10RR	1'25.279	1'25.282	51	1'24.413	0.163	1'24.413	153,957
16	88 R. KRUMMENACHER	SUI	Kawasaki Puccetti Racing	Kawasaki ZX-10RR	1'26.377	1'26.009	57	1'24.445	0.195	1'24.445	153,899
17	6 S. BRADL	GER	Red Bull Honda World Superbike Team	Honda CBR1000RR	1'24.928	1'25.595	47	1'24.593	0.343	1'24.593	153,630
18	45 J. GAGNE	USA	Red Bull Honda World Superbike Team	Honda CBR1000RR	1'25.801	1'25.618	56	1'24.658	0.408	1'24.658	153,512
19	96 J. SMRZ	CZE	Guandalini Racing	Yamaha YZF R1	1'28.824	1'26.448	42	1'25.125	0.875	1'25.125	152,670
20	86 A. BADOVINI	ITA	Grillini Racing Team	Kawasaki ZX-10RR	1'26.168	1'25.835	40	1'25.303	1.053	1'25.303	152,351
21	37 O. JEZEK	CZE	Grillini Racing Team	Kawasaki ZX-10RR	1'26.836		25	1'25.669	1.419	1'25.669	151,700

08/07/2017

The results are provisional until the end of the time limit for protests and appeals and the completion of the technical checks.

These data/results cannot be reproduced, stored and/or transmitted in whole or in part by any manner of electronic, mechanical, photocopying, recording, broadcasting or otherwise now known or herein after developed without the previous express consent by the copyright owner, except for reproduction in daily press and regular printed publications on sale to the public within 60 days of the event related to those data/results and always provided that copyright symbol appears together as follows below.

© DORNA WSBK ORGANIZATION Srl 2017

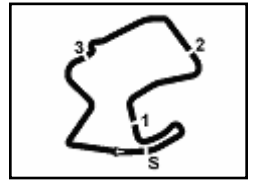
FIKR PERUGIA TIMING



Official Tyre Supplier



Official Timekeeper



Mazda Raceway 3.610 m

US Round, 7-8-9 July 2017

World Superbike - Starting Grid - Race 1

25 Laps x 3,610 km = 90,250 km

Pos	Number	Name	Team	Time	SP
1	66	SYKES T.	Kawasaki	1'22.476	SP2
2	1	REA J.	Kawasaki	1'22.566	SP2
3	7	DAVIES C.	Ducati	1'22.883	SP2
4	33	MELANDRI M.	Ducati	1'23.077	SP2
5	50	LAVERTY E.	Aprilia	1'23.242	SP2
6	36	MERCADO L.	Aprilia	1'23.455	SP2
7	12	FORÉS X.	Ducati	1'23.483	SP2
8	22	LOWES A.	Yamaha	1'23.553	SP2
9	2	CAMIER L.	MV Agusta	1'23.566	SP2
10	32	SAVADORI L.	Aprilia	1'23.717	SP2
11	81	TORRES J.	BMW	1'23.789	SP2
12	15	DE ANGELIS A.	Kawasaki	1'23.797	SP2
13	60	VAN DER MARK M.	Yamaha	1'24.250	SP1
14	35	DE ROSA R.	BMW	1'24.311	SP1
15	40	RAMOS R.	Kawasaki	1'24.413	SP1
16	88	KRUMMENACHER R.	Kawasaki	1'24.445	SP1
17	6	BRADL S.	Honda	1'24.593	SP1
18	45	GAGNE J.	Honda	1'24.658	SP1
19	96	SMRZ J.	Yamaha	1'25.125	SP1
20	86	BADOVINI A.	Kawasaki	1'25.303	SP1
21	37	JEZEK O.	Kawasaki	1'25.669	SP1

08/07/2017 Jury President

..... Race Director

These data/results cannot be reproduced, stored and/or transmitted in whole or in part by any manner of electronic, mechanical, photocopying, recording, broadcasting or otherwise now known or herein after developed without the previous express consent by the copyright owner, except for reproduction in daily press and regular printed publications on sale to the public within 60 days of the event related to those data/results and always provided that copyright symbol appears together as follows below.

© DORNA WSBK ORGANIZATION Srl 2017

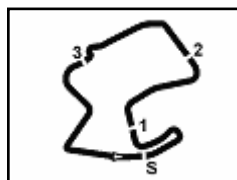
FICR PERUGIA TIMING



Official Tyre Supplier



Official Timekeeper



Mazda Raceway 3.610 m

1 / 2
US Round, 7-8-9 July 2017
World Superbike - Results Superpole 2

No.	Rider	Nat	Team	Bike	Time	Gap	Rel.	Laps	Speed	
									Avg	Max
1	66 T. SYKES	GBR	Kawasaki Racing Team	Kawasaki ZX-10RR	1'22.476			7	157,573	251,0
2	1 J. REA	GBR	Kawasaki Racing Team	Kawasaki ZX-10RR	1'22.566	0.090	0.090	7	157,401	251,6
3	7 C. DAVIES	GBR	Aruba.it Racing - Ducati	Ducati Panigale R	1'22.883	0.407	0.317	6	156,799	252,8
4	33 M. MELANDRI	ITA	Aruba.it Racing - Ducati	Ducati Panigale R	1'23.077	0.601	0.194	6	156,433	254,6
5	50 E. LAVERTY	IRL	Milwaukee Aprilia	Aprilia RSV4 RF	1'23.242	0.766	0.165	7	156,123	254,6
6	36 L. MERCADO	ARG	IODARacing	Aprilia RSV4 RF	1'23.455	0.979	0.213	6	155,725	249,8
7	12 X. FORÉS	ESP	BARNI Racing Team	Ducati Panigale R	1'23.483	1.007	0.028	8	155,672	242,4
8	22 A. LOWES	GBR	Pata Yamaha Official WorldSBK Team	Yamaha YZF R1	1'23.553	1.077	0.070	8	155,542	248,7
9	2 L. CAMIER	GBR	MV Agusta Reparto Corse	MV Agusta 1000 F4	1'23.566	1.090	0.013	8	155,518	248,1
10	32 L. SAVADORI	ITA	Milwaukee Aprilia	Aprilia RSV4 RF	1'23.717	1.241	0.151	7	155,237	250,4
11	81 J. TORRES	ESP	Althea BMW Racing Team	BMW S 1000 RR	1'23.789	1.313	0.072	8	155,104	247,5
12	15 A. DE ANGELIS	RSM	Pedercini Racing SC-Project	Kawasaki ZX-10RR	1'23.797	1.321	0.008	6	155,089	246,4

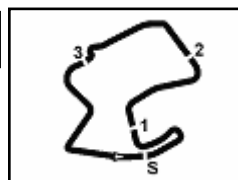
AIR	Humidity:	32%	Temp:	32°C
TRACK	Condition:	Dry	Temp:	49°C

Records	Pole (SP2)	2014	T.Sykes	1'21.811	158,850	Km/h
	Race (RC2)	2014	D.Giugliano	1'23.403	155,820	Km/h
	Circuit (SP2)	2014	T.Sykes	1'21.811	158,850	Km/h

Start	End	The results are provisional until the end of the time limit for protests and appeals and the completion of the technical checks.
08/07/2017 11:33	11:49	

These data/results cannot be reproduced, stored and/or transmitted in whole or in part by any manner of electronic, mechanical, photocopying, recording, broadcasting or otherwise now known or herein after developed without the previous express consent by the copyright owner, except for reproduction in daily press and regular printed publications on sale to the public within 60 days of the event related to those data/results and always provided that copyright symbol appears together as follows below.

© DORNA WSBK ORGANIZATION Srl 2017



US Round, 7-8-9 July 2017

World Superbike - Results Superpole 2

Session Highlights

Local Time	No. Rider	Description
11.23.25		START DELAYED
11.33.00		Start
11.49.38		End Of Session

Fastest Laps Sequence

No.	Rider	Nat	Team	Bike	Local Time	Time	Gap	Avg
1	J. REA	GBR	Kawasaki Racing Team	Kawasaki ZX-10RR	11:36'06.959	1'23.179		156,241
1	J. REA	GBR	Kawasaki Racing Team	Kawasaki ZX-10RR	11:37'30.073	1'23.114	-0.065	156,364
66	T. SYKES	GBR	Kawasaki Racing Team	Kawasaki ZX-10RR	11:47'20.641	1'22.476	-0.638	157,573

08/07/2017 Start End The results are provisional until the end of the time limit for protests and appeals
 11.33 11:49 and the completion of the technical checks.

These data/results cannot be reproduced, stored and/or transmitted in whole or in part by any manner of electronic, mechanical, photocopying, recording, broadcasting or otherwise now known or herein after developed without the previous express consent by the copyright owner, except for reproduction in daily press and regular printed publications on sale to the public within 60 days of the event related to those data/results and always provided that copyright symbol appears together as follows below.

© DORNA WSBK ORGANIZATION Srl 2017





Mazda Raceway 3.610 m

US Round, 7-8-9 July 2017
World Superbike - Best Sector & Speed Superpole 2
BEST LAP

1	66 T. SYKES	Kawasaki ZX-10RR	1'22.476
2	1 J. REA	Kawasaki ZX-10RR	1'22.566
3	7 C. DAVIES	Ducati Panigale R	1'22.883
4	33 M. MELANDRI	Ducati Panigale R	1'23.077
5	50 E. LAVERTY	Aprilia RSV4 RF	1'23.242
6	36 L. MERCADO	Aprilia RSV4 RF	1'23.455
7	12 X. FORÉS	Ducati Panigale R	1'23.483
8	22 A. LOWES	Yamaha YZF R1	1'23.553
9	2 L. CAMIER	MV Aqusta 1000 F4	1'23.566
10	32 L. SAVADORI	Aprilia RSV4 RF	1'23.717
11	81 J. TORRES	BMW S 1000 RR	1'23.789
12	15 A. DE ANGELIS	Kawasaki ZX-10RR	1'23.797

SPEED

1	33 M. MELANDRI	Ducati Panigale R	254.6
2	50 E. LAVERTY	Aprilia RSV4 RF	254.6
3	7 C. DAVIES	Ducati Panigale R	252.8
4	1 J. REA	Kawasaki ZX-10RR	251.6
5	66 T. SYKES	Kawasaki ZX-10RR	251.0
6	32 L. SAVADORI	Aprilia RSV4 RF	250.4
7	36 L. MERCADO	Aprilia RSV4 RF	249.8
8	22 A. LOWES	Yamaha YZF R1	248.7
9	2 L. CAMIER	MV Aqusta 1000 F4	248.1
10	81 J. TORRES	BMW S 1000 RR	247.5
11	15 A. DE ANGELIS	Kawasaki ZX-10RR	246.4
12	12 X. FORÉS	Ducati Panigale R	242.4

SEG. 1		SEG. 2		SEG. 3		SEG. 4		SEG. 5			
1	33 M. MELANDRI	2.563	1	66 T. SYKES	18.974	1	1 J. REA	17.552	1	66 T. SYKES	24.143
2	50 E. LAVERTY	2.579	2	1 J. REA	19.018	2	66 T. SYKES	17.632	2	1 J. REA	24.213
3	1 J. REA	2.594	3	7 C. DAVIES	19.104	3	33 M. MELANDRI	17.719	3	7 C. DAVIES	24.407
4	7 C. DAVIES	2.596	4	15 A. DE ANGELIS	19.207	4	2 L. CAMIER	17.721	4	33 M. MELANDRI	24.408
5	66 T. SYKES	2.602	5	33 M. MELANDRI	19.221	5	50 E. LAVERTY	17.722	5	12 X. FORÉS	24.410
6	36 L. MERCADO	2.610	6	50 E. LAVERTY	19.234	6	7 C. DAVIES	17.731	6	81 J. TORRES	24.452
7	22 A. LOWES	2.619	7	22 A. LOWES	19.246	7	15 A. DE ANGELIS	17.740	7	50 E. LAVERTY	24.465
8	32 L. SAVADORI	2.626	8	2 L. CAMIER	19.329	8	32 L. SAVADORI	17.763	8	32 L. SAVADORI	24.550
9	12 X. FORÉS	2.638	9	32 L. SAVADORI	19.364	9	36 L. MERCADO	17.775	9	12 X. FORÉS	24.575
10	15 A. DE ANGELIS	2.644	10	12 X. FORÉS	19.400	10	22 A. LOWES	17.782	10	2 L. CAMIER	24.609
11	2 L. CAMIER	2.644	11	81 J. TORRES	19.465	11	12 X. FORÉS	17.805	11	22 A. LOWES	24.668
12	81 J. TORRES	2.650	12	36 L. MERCADO	19.468	12	81 J. TORRES	17.891	12	15 A. DE ANGELIS	24.784

08/07/2017

These data/results cannot be reproduced, stored and/or transmitted in whole or in part by any manner of electronic, mechanical, photocopying, recording, broadcasting or otherwise now known or herein after developed without the previous express consent by the copyright owner, except for reproduction in daily press and regular printed publications on sale to the public within 60 days of the event related to those data/results and always provided that copyright symbol appears together as follows below.

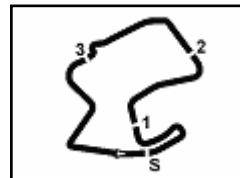
© DORNA WSBK ORGANIZATION Srl 2017

FICR PERUGIA TIMING


Official Tyre Supplier



Official Timekeeper



Mazda Raceway 3.610 m

US Round, 7-8-9 July 2017

World Superbike - Ideal Times Superpole 2

No.	Rider	Nat	Bike	Seg. 1	Seg. 2	Seg. 3	Seg. 4	Seg. 5	Ideal Time		
				Diff. 1	Diff. 2	Diff. 3	Diff. 4	Diff. 5	Best Lap	Pos.	Diff.
1	1 J. REA	GBR	Kawasaki ZX-10RR	2.594 0.016	19.018 0.192	17.552 0.027	18.954	24.213	1'22.331 1'22.566	2	0.235
2	66 T. SYKES	GBR	Kawasaki ZX-10RR	2.602 0.008	18.974	17.632 0.091	19.003 0.023	24.143	1'22.354 1'22.476	1	0.122
3	7 C. DAVIES	GBR	Ducati Panigale R	2.596 0.012	19.104	17.731	19.032	24.408	1'22.871 1'22.883	3	0.012
4	33 M. MELANDRI	ITA	Ducati Panigale R	2.563 0.009	19.221 0.026	17.719	19.087	24.452	1'23.042 1'23.077	4	0.035
5	50 E. LAVERTY	IRL	Aprilia RSV4 RF	2.579 0.035	19.234 0.050	17.722 0.029	19.138 0.048	24.407	1'23.080 1'23.242	5	0.162
6	36 L. MERCADO	ARG	Aprilia RSV4 RF	2.610 0.022	19.468	17.775	19.115	24.465	1'23.433 1'23.455	6	0.022
7	12 X. FORÉS	ESP	Ducati Panigale R	2.638	19.400 0.039	17.805	19.182	24.410 0.009	1'23.435 1'23.483	7	0.048
8	2 L. CAMIER	GBR	MV Agusta 1000 F4	2.644 0.005	19.329 0.029	17.721	19.249	24.550 0.039	1'23.493 1'23.566	9	0.073
9	22 A. LOWES	GBR	Yamaha YZF R1	2.619 0.018	19.246	17.782 0.003	19.310	24.575	1'23.532 1'23.553	8	0.021
10	32 L. SAVADORI	ITA	Aprilia RSV4 RF	2.626 0.006	19.364 0.076	17.763 0.056	19.158	24.668	1'23.579 1'23.717	10	0.138
11	81 J. TORRES	ESP	BMW S 1000 RR	2.650	19.465 0.014	17.891 0.005	19.122	24.609 0.033	1'23.737 1'23.789	11	0.052
12	15 A. DE ANGELIS	RSM	Kawasaki ZX-10RR	2.644	19.207	17.740	19.422	24.784	1'23.797 1'23.797	12	
Overall Ideal Time				2.563	18.974	17.552	18.954	24.143	1'22.186		

08/07/2017

These data/results cannot be reproduced, stored and/or transmitted in whole or in part by any manner of electronic, mechanical, photocopying, recording, broadcasting or otherwise now known or herein after developed without the previous express consent by the copyright owner, except for reproduction in daily press and regular printed publications on sale to the public within 60 days of the event related to those data/results and always provided that copyright symbol appears together as follows below.

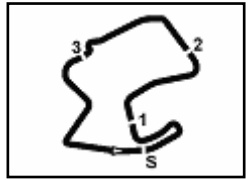
© DORNA WSBK ORGANIZATION Srl 2017

FKR PERUGIA TIMING


Official Tyre Supplier



Official Timekeeper

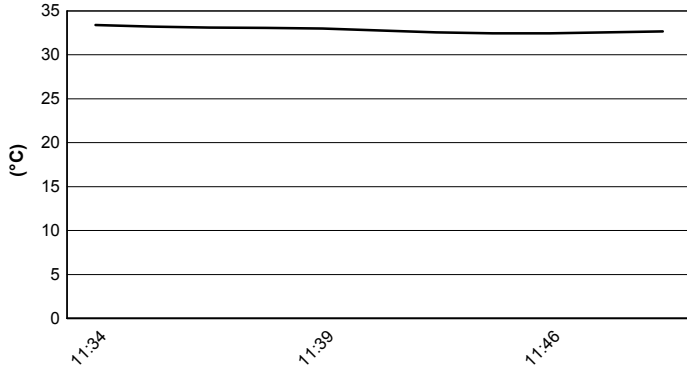


Mazda Raceway 3.610 m

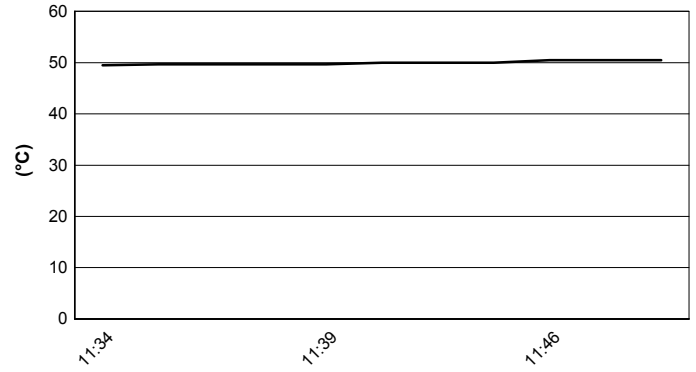
US Round, 7-8-9 July 2017
World Superbike - Weather Report Superpole 2

Session started 11:33 Session ended 11:49


Air Temperature



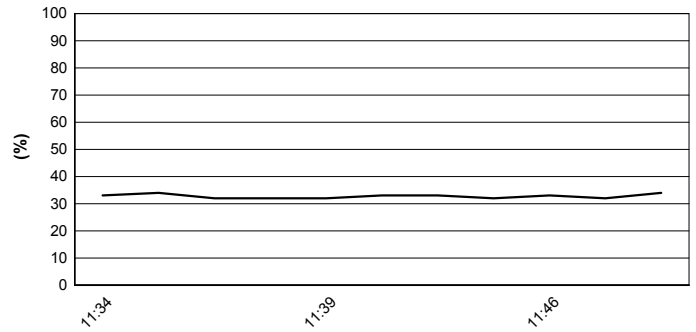
Track Temperature



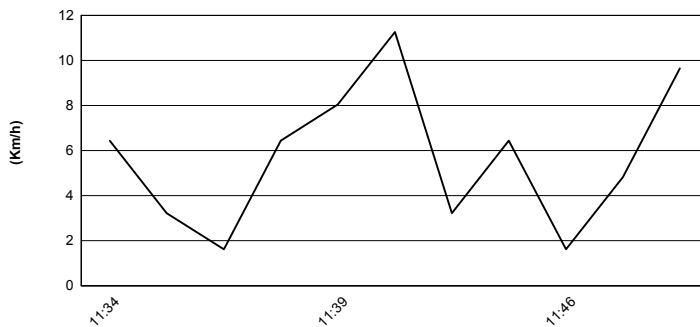
Air Pressure



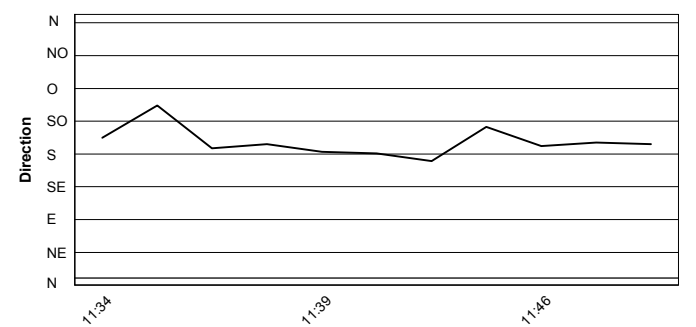
Humidity



Wind Speed



Wind Direction



08/07/2017

These data/results cannot be reproduced, stored and/or transmitted in whole or in part by any manner of electronic, mechanical, photocopying, recording, broadcasting or otherwise now known or herein after developed without the previous express consent by the copyright owner, except for reproduction in daily press and regular printed publications on sale to the public within 60 days of the event related to those data/results and always provided that copyright symbol appears together as follows below.

© DORNA WSBK ORGANIZATION Srl 2017



Official Tyre Supplier



Official Timekeeper



US Round, 7-8-9 July 2017

World Superbike - TISSOT Superpole Award

	Points	Points From First	Points From Previous	February 26 PHILLIP ISLAND	March 12 BURIRAM	April 2 ARAGÓN	April 30 ASSEN	May 14 IMOLA	May 28 DONINGTON PARK	June 18 MISANO	July 9 LAGUNA SECA	August 20 LAUSITZRING	September 17 PORTIMÃO	October 1 MAGNY COURS	October 22 JEREZ	November 4 LOSAIL				
1 SYKES Tom (GBR)	171			20	20	16	20	20	25	25	25									
2 REA Jonathan (GBR)	171	0		25	25	20	25	16	20	20	20									
3 DAVIES Chaz (GBR)	135	36	36	13	11	25	16	25	16	13	16									
4 MELANDRI Marco (ITA)	107	64	28	16	16	13	11	11	11	16	13									
5 FORÉS Xavi (ESP)	71	100	36	8	8	11	9	9	9	8	9									
6 LOWES Alex (GBR)	67	104	4	11	13	4	4	5	13	9	8									
7 LAVERTY Eugene (IRL)	66	105	1	3	9	7	10	10	10	6	11									
8 VAN DER MARK Michael (NED)	59	112	7	6	10	9	8	7	5	11	3									
9 CAMIER Leon (GBR)	54	117	5	7	5	1	5	13	6	10	7									
10 SAVADORI Lorenzo (ITA)	49	122	5	10	7		13	6	4	3	6									
11 TORRES Jordi (ESP)	47	124	2	9	6	10	7		3	7	5									
12 MERCADO Leandro (ARG)	35	136	12			8		8	7	2	10									
13 HAYDEN Nicky (USA)	22	149	13	5	2	6	6	3												
14 KRUMMENACHER Randy (SUI)	16	155	6	2	3		3	1	2	5										
15 REITERBERGER Markus (GER)	11	160	5	4	4	3														
16 BRADL Stefan (GER)	10	161	1	1		5		4												
17 RAMOS Román (ESP)	10	161	0			2	1	2		4	1									
18 HASLAM Leon (GBR)	8	163	2						8											
19 DE ANGELIS Alex (RSM)	8	163	0		1		2		1		4									
20 DE ROSA Raffaele (ITA)	3	168	5							1	2									

08/07/2017

These data/results cannot be reproduced, stored and/or transmitted in whole or in part by any manner of electronic, mechanical, photocopying, recording, broadcasting or otherwise now known or herein after developed without the previous express consent by the copyright owner, except for reproduction in daily press and regular printed publications on sale to the public within 60 days of the event related to those data/results and always provided that copyright symbol appears together as follows below.

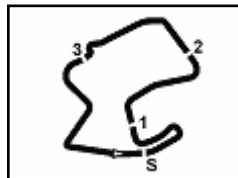
© DORNA WSBK ORGANIZATION Srl 2016

FCR PERUGIA TIMING


Official Tyre Supplier



Official Timekeeper



Mazda Raceway 3.610 m

US Round, 7-8-9 July 2017 World Superbike - Superpole Ranking

	2014	2015	2016	2017
01 Phillip Island Grand Prix Circuit	Guintoli (Fra) Apr 1'30.038 (177,7 Km/h)	Rea (Gbr) Kaw 1'31.212 (175,4 Km/h)	Sykes (Gbr) Kaw 1'30.020 (177,8 Km/h)	Rea (Gbr) Kaw 1'29.573 (178,6 Km/h)
02 Chang International Circuit		Rea (Gbr) Kaw 1'33.382 (175,6 Km/h)	van der Mark (Ned) Hon 1'33.452 (175,4 Km/h)	Rea (Gbr) Kaw 1'32.957 (176,4 Km/h)
03 Motorland Aragon	Sykes (Gbr) Kaw 1'56.479 (165,2 Km/h)	Haslam (Gbr) Apr 1'49.664 (166,7 Km/h)	Sykes (Gbr) Kaw 1'49.374 (167,1 Km/h)	Davies (Gbr) Duc 1'49.319 (167,2 Km/h)
04 TT Circuit Assen	Baz (Fra) Kaw 1'34.357 (173,3 Km/h)	Sykes (Gbr) Kaw 1'34.789 (172,5 Km/h)	Sykes (Gbr) Kaw 1'35.440 (171,3 Km/h)	Rea (Gbr) Kaw 1'33.505 (174,9 Km/h)
05 Autodromo Internazionale Enzo e Dino	Rea (Gbr) Hon 1'46.289 (167,2 Km/h)	Giugliano (Ita) Duc 1'46.382 (167,0 Km/h)	Davies (Gbr) Duc 1'45.598 (168,3 Km/h)	Davies (Gbr) Duc 1'45.662 (168,2 Km/h)
06 Donington Park	Giugliano (Ita) Duc 1'44.903 (138,1 Km/h)	Sykes (Gbr) Kaw 1'27.071 (166,3 Km/h)	Sykes (Gbr) Kaw 1'26.712 (167,0 Km/h)	Sykes (Gbr) Kaw 1'26.641 (167,2 Km/h)
07 Misano World Circuit "Marco Simoncelli"	Sykes (Gbr) Kaw 1'34.883 (160,3 Km/h)	Sykes (Gbr) Kaw 1'34.214 (161,5 Km/h)	Sykes (Gbr) Kaw 1'34.037 (161,8 Km/h)	Sykes (Gbr) Kaw 1'33.662 (162,4 Km/h)
08 Laguna Seca Raceway	Sykes (Gbr) Kaw 1'21.811 (158,9 Km/h)	Davies (Gbr) Duc 1'22.101 (158,3 Km/h)	Sykes (Gbr) Kaw 1'22.155 (158,2 Km/h)	Sykes (Gbr) Kaw 1'22.476 (157,6 Km/h)
09 Lausitzring			Davies (Gbr) Duc 1'37.883 (156,9 Km/h)	
10 Autódromo Internacional do Algarve	Sykes (Gbr) Kaw 1'42.484 (161,3 Km/h)	Giugliano (Ita) Duc 1'41.764 (162,4 Km/h)		
11 Magny-Cours	Sykes (Gbr) Kaw 1'36.366 (164,8 Km/h)	Haslam (Gbr) Apr 1'56.404 (136,4 Km/h)	Rea (Gbr) Kaw 1'52.881 (140,7 Km/h)	
12 Jerez	Baz (Fra) Kaw 1'40.298 (158,8 Km/h)	Sykes (Gbr) Kaw 1'40.292 (158,8 Km/h)	Sykes (Gbr) Kaw 1'39.190 (160,5 Km/h)	
13 Losail International Circuit	Giugliano (Ita) Duc 1'57.033 (165,5 Km/h)	Sykes (Gbr) Kaw 1'56.821 (165,8 Km/h)	Rea (Gbr) Kaw 1'56.356 (166,5 Km/h)	

2017

- 3 J. Rea
- 3 **T. Sykes**
- 2 C. Davies

ALL TIMES

- | | | | |
|--------------------|----------------|------------------|-------------------|
| 43 T. Corser | 6 J. Kocinski | 2 A. Yanagawa | 1 J. Reynolds |
| 41 T. Sykes | 6 C. Crutchlow | 2 M. Lucchinelli | 1 S. Hislop |
| 26 T. Bayliss | 5 D. Giugliano | 2 B. Bostrom | 1 M. Mladin |
| 21 C. Fogarty | 5 M. Biaggi | 2 B. Monti | 1 R. Xaus |
| 17 D. Polen | 5 C. Davies | 2 M. Campbell | 1 M. Tamada |
| 16 N. Hodgson | 4 F. Merkel | 2 Y. Nagai | 1 L. Lanzi |
| 15 C. Edwards | 4 J. Toseland | 2 M. Neukirchner | 1 M. Fabrizio |
| 11 J. Rea | 4 S. Guintoli | 2 L. Baz | 1 A. Badovini |
| 11 B. Spies | 3 S. Mertens | 2 E. Laverty | 1 F. Nieto |
| 10 P. Chili | 3 R. Phillis | 1 M. Doohan | 1 T. Hill |
| 10 C. Checa | 3 S. Martin | 1 D. Chandler | 1 J. Hopkins |
| 9 R. Roche | 3 C. Vermeulen | 1 P. Goddard | 1 M. van der Mark |
| 8 G. Falappa | 3 Y. Kagayama | 1 M. Dowson | 1 M. Melandri |
| 8 S. Russell | 3 L. Haslam | 1 A. Vieira | 1 I. Jaitovich |
| 8 A. Slight | 3 J. Smrz | 1 T. Kipp | |
| 7 N. Haga | 2 A. Gobert | 1 S. Crafar | |
| 7 R. Laconi | 2 D. Tardozi | 1 R. Burnett | |

08/07/2017

These data/results cannot be reproduced, stored and/or transmitted in whole or in part by any manner of electronic, mechanical, photocopying, recording, broadcasting or otherwise now known or herein after developed without the previous express consent by the copyright owner, except for reproduction in daily press and regular printed publications on sale to the public within 60 days of the event related to those data/results and always provided that copyright symbol appears together as follows below.

© DORNA WSBK ORGANIZATION Srl 2017

FICR PERUGIA TIMING



Official Tyre Supplier



Official Timekeeper