

## US Round, 7-8-9 July 2017 World Superbike - Results Warm Up

| No. | Rider              | Nat | Team                                | Bike              | Time            | Gap   | Rel.  | Laps | Speed   |              |
|-----|--------------------|-----|-------------------------------------|-------------------|-----------------|-------|-------|------|---------|--------------|
|     |                    |     |                                     |                   |                 |       |       |      | Avg     | Max          |
| 1   | 1 J. REA           | GBR | Kawasaki Racing Team                | Kawasaki ZX-10RR  | <b>1'22.935</b> |       |       | 11   | 156,701 | <b>256,4</b> |
| 2   | 33 M. MELANDRI     | ITA | Aruba.it Racing - Ducati            | Ducati Panigale R | <b>1'23.057</b> | 0.122 | 0.122 | 9    | 156,471 | <b>255,2</b> |
| 3   | 7 C. DAVIES        | GBR | Aruba.it Racing - Ducati            | Ducati Panigale R | <b>1'23.214</b> | 0.279 | 0.157 | 10   | 156,176 | <b>255,8</b> |
| 4   | 66 T. SYKES        | GBR | Kawasaki Racing Team                | Kawasaki ZX-10RR  | <b>1'23.410</b> | 0.475 | 0.196 | 10   | 155,809 | <b>254,0</b> |
| 5   | 12 X. FORÉS        | ESP | BARNI Racing Team                   | Ducati Panigale R | <b>1'23.832</b> | 0.897 | 0.422 | 11   | 155,024 | <b>247,5</b> |
| 6   | 50 E. LAVERTY      | IRL | Milwaukee Aprilia                   | Aprilia RSV4 RF   | <b>1'23.833</b> | 0.898 | 0.001 | 9    | 155,022 | <b>251,6</b> |
| 7   | 22 A. LOWES        | GBR | Pata Yamaha Official WorldSBK Team  | Yamaha YZF R1     | <b>1'23.843</b> | 0.908 | 0.010 | 7    | 155,004 | <b>250,4</b> |
| 8   | 2 L. CAMIER        | GBR | MV Agusta Reparto Corse             | MV Agusta 1000 F4 | <b>1'23.882</b> | 0.947 | 0.039 | 11   | 154,932 | <b>249,8</b> |
| 9   | 81 J. TORRES       | ESP | Althea BMW Racing Team              | BMW S 1000 RR     | <b>1'24.084</b> | 1.149 | 0.202 | 10   | 154,560 | <b>249,2</b> |
| 10  | 36 L. MERCADO      | ARG | IODARacing                          | Aprilia RSV4 RF   | <b>1'24.098</b> | 1.163 | 0.014 | 10   | 154,534 | <b>250,4</b> |
| 11  | 32 L. SAVADORI     | ITA | Milwaukee Aprilia                   | Aprilia RSV4 RF   | <b>1'24.289</b> | 1.354 | 0.191 | 10   | 154,184 | <b>248,1</b> |
| 12  | 6 S. BRADL         | GER | Red Bull Honda World Superbike Team | Honda CBR1000RR   | <b>1'24.382</b> | 1.447 | 0.093 | 10   | 154,014 | <b>246,9</b> |
| 13  | 15 A. DE ANGELIS   | RSM | Pedercini Racing SC-Project         | Kawasaki ZX-10RR  | <b>1'24.489</b> | 1.554 | 0.107 | 10   | 153,819 | <b>252,2</b> |
| 14  | 35 R. DE ROSA      | ITA | Althea BMW Racing Team              | BMW S 1000 RR     | <b>1'24.776</b> | 1.841 | 0.287 | 10   | 153,298 | <b>250,4</b> |
| 15  | 45 J. GAGNE        | USA | Red Bull Honda World Superbike Team | Honda CBR1000RR   | <b>1'24.782</b> | 1.847 | 0.006 | 10   | 153,287 | <b>246,9</b> |
| 16  | 60 M. VAN DER MARK | NED | Pata Yamaha Official WorldSBK Team  | Yamaha YZF R1     | <b>1'24.815</b> | 1.880 | 0.033 | 11   | 153,228 | <b>249,2</b> |
| 17  | 88 R. KRUMMENACHER | SUI | Kawasaki Puccetti Racing            | Kawasaki ZX-10RR  | <b>1'24.825</b> | 1.890 | 0.010 | 8    | 153,210 | <b>244,1</b> |
| 18  | 40 R. RAMOS        | ESP | Team Kawasaki Go Eleven             | Kawasaki ZX-10RR  | <b>1'24.942</b> | 2.007 | 0.117 | 10   | 152,999 | <b>243,0</b> |
| 19  | 86 A. BADOVINI     | ITA | Grillini Racing Team                | Kawasaki ZX-10RR  | <b>1'25.236</b> | 2.301 | 0.294 | 10   | 152,471 | <b>246,4</b> |
| 20  | 37 O. JEZEK        | CZE | Grillini Racing Team                | Kawasaki ZX-10RR  | <b>1'25.368</b> | 2.433 | 0.132 | 9    | 152,235 | <b>238,7</b> |
| 21  | 96 J. SMRZ         | CZE | Guandalini Racing                   | Yamaha YZF R1     | <b>1'25.391</b> | 2.456 | 0.023 | 10   | 152,194 | <b>239,7</b> |

|       |            |     |       |      |
|-------|------------|-----|-------|------|
| AIR   | Humidity:  | 61% | Temp: | 22°C |
| TRACK | Condition: | Dry | Temp: | 39°C |

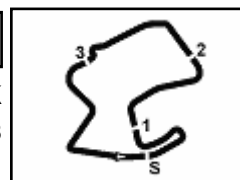
|         |               |                  |          |         |      |
|---------|---------------|------------------|----------|---------|------|
| Records | Pole (SP2)    | 2014 T.Sykes     | 1'21.811 | 158,850 | Km/h |
|         | Race (RC2)    | 2014 D.Giugliano | 1'23.403 | 155,820 | Km/h |
|         | Circuit (SP2) | 2014 T.Sykes     | 1'21.811 | 158,850 | Km/h |

Start 09/07/2017 10:30  
End 10:46

The results are provisional until the end of the time limit for protests and appeals and the completion of the technical checks.

These data/results cannot be reproduced, stored and/or transmitted in whole or in part by any manner of electronic, mechanical, photocopying, recording, broadcasting or otherwise now known or herein after developed without the previous express consent by the copyright owner, except for reproduction in daily press and regular printed publications on sale to the public within 60 days of the event related to those data/results and always provided that copyright symbol appears together as follows below.

© DORNA WSBK ORGANIZATION Srl 2017



## US Round, 7-8-9 July 2017 World Superbike - Results Warm Up

### Session Highlights

| Local Time | No. Rider   | Description      |
|------------|-------------|------------------|
| 10.30.00   |             | Start            |
| 10.42.05   | 22 A. LOWES | Crashed - Turn 5 |
| 10.46.41   |             | End Of Session   |

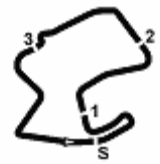
### Fastest Laps Sequence

| No. | Rider       | Nat | Team                     | Bike              | Local Time   | Time            | Gap    | Avg     |
|-----|-------------|-----|--------------------------|-------------------|--------------|-----------------|--------|---------|
| 50  | E. LAVERTY  | IRL | Milwaukee Aprilia        | Aprilia RSV4 RF   | 10:33'11.110 | <b>1'24.088</b> |        | 154,552 |
| 33  | M. MELANDRI | ITA | Aruba.it Racing - Ducati | Ducati Panigale R | 10:33'13.359 | <b>1'23.866</b> | -0.222 | 154,961 |
| 1   | J. REA      | GBR | Kawasaki Racing Team     | Kawasaki ZX-10RR  | 10:33'14.834 | <b>1'23.573</b> | -0.293 | 155,505 |
| 7   | C. DAVIES   | GBR | Aruba.it Racing - Ducati | Ducati Panigale R | 10:34'15.336 | <b>1'23.294</b> | -0.279 | 156,026 |
| 1   | J. REA      | GBR | Kawasaki Racing Team     | Kawasaki ZX-10RR  | 10:34'38.078 | <b>1'23.244</b> | -0.050 | 156,119 |
| 33  | M. MELANDRI | ITA | Aruba.it Racing - Ducati | Ducati Panigale R | 10:35'59.785 | <b>1'23.057</b> | -0.187 | 156,471 |
| 1   | J. REA      | GBR | Kawasaki Racing Team     | Kawasaki ZX-10RR  | 10:44'21.847 | <b>1'22.935</b> | -0.122 | 156,701 |

09/07/2017      Start      End      The results are provisional until the end of the time limit for protests and appeals  
10.30      10:46      and the completion of the technical checks.

These data/results cannot be reproduced, stored and/or transmitted in whole or in part by any manner of electronic, mechanical, photocopying, recording, broadcasting or otherwise now known or herein after developed without the previous express consent by the copyright owner, except for reproduction in daily press and regular printed publications on sale to the public within 60 days of the event related to those data/results and always provided that copyright symbol appears together as follows below.

© DORNA WSBK ORGANIZATION Srl 2017



Mazda Raceway 3.610 m

## US Round, 7-8-9 July 2017 World Superbike - Best Sector & Speed Warm Up

**BEST LAP**

|    |                    |                   |          |
|----|--------------------|-------------------|----------|
| 1  | 1 J. REA           | Kawasaki ZX-10RR  | 1'22.935 |
| 2  | 33 M. MELANDRI     | Ducati Panigale R | 1'23.057 |
| 3  | 7 C. DAVIES        | Ducati Panigale R | 1'23.214 |
| 4  | 66 T. SYKES        | Kawasaki ZX-10RR  | 1'23.410 |
| 5  | 12 X. FORÉS        | Ducati Panigale R | 1'23.832 |
| 6  | 50 E. LAVERTY      | Aprilia RSV4 RF   | 1'23.833 |
| 7  | 22 A. LOWES        | Yamaha YZF R1     | 1'23.843 |
| 8  | 2 L. CAMIER        | MV Austa 1000 F4  | 1'23.882 |
| 9  | 81 J. TORRES       | BMW S 1000 RR     | 1'24.084 |
| 10 | 36 L. MERCADO      | Aprilia RSV4 RF   | 1'24.098 |
| 11 | 32 L. SAVADORI     | Aprilia RSV4 RF   | 1'24.289 |
| 12 | 6 S. BRADL         | Honda CBR1000RR   | 1'24.382 |
| 13 | 15 A. DE ANGELIS   | Kawasaki ZX-10RR  | 1'24.489 |
| 14 | 35 R. DE ROSA      | BMW S 1000 RR     | 1'24.776 |
| 15 | 45 J. GAGNE        | Honda CBR1000RR   | 1'24.782 |
| 16 | 60 M. VAN DER MARK | Yamaha YZF R1     | 1'24.815 |
| 17 | 88 R. KRUMMENACHER | Kawasaki ZX-10RR  | 1'24.825 |
| 18 | 40 R. RAMOS        | Kawasaki ZX-10RR  | 1'24.942 |
| 19 | 86 A. BADOVINI     | Kawasaki ZX-10RR  | 1'25.236 |
| 20 | 37 O. JEZEK        | Kawasaki ZX-10RR  | 1'25.368 |
| 21 | 96 J. SMRZ         | Yamaha YZF R1     | 1'25.391 |

**SPEED**

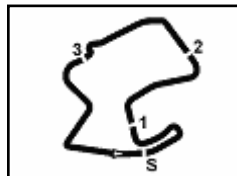
|    |                    |                   |       |
|----|--------------------|-------------------|-------|
| 1  | 1 J. REA           | Kawasaki ZX-10RR  | 256.4 |
| 2  | 7 C. DAVIES        | Ducati Panigale R | 255.8 |
| 3  | 33 M. MELANDRI     | Ducati Panigale R | 255.2 |
| 4  | 66 T. SYKES        | Kawasaki ZX-10RR  | 254.0 |
| 5  | 15 A. DE ANGELIS   | Kawasaki ZX-10RR  | 252.2 |
| 6  | 50 E. LAVERTY      | Aprilia RSV4 RF   | 251.6 |
| 7  | 22 A. LOWES        | Yamaha YZF R1     | 250.4 |
| 8  | 35 R. DE ROSA      | BMW S 1000 RR     | 250.4 |
| 9  | 36 L. MERCADO      | Aprilia RSV4 RF   | 250.4 |
| 10 | 2 L. CAMIER        | MV Austa 1000 F4  | 249.8 |
| 11 | 81 J. TORRES       | BMW S 1000 RR     | 249.2 |
| 12 | 60 M. VAN DER MARK | Yamaha YZF R1     | 249.2 |
| 13 | 32 L. SAVADORI     | Aprilia RSV4 RF   | 248.1 |
| 14 | 12 X. FORÉS        | Ducati Panigale R | 247.5 |
| 15 | 6 S. BRADL         | Honda CBR1000RR   | 246.9 |
| 16 | 45 J. GAGNE        | Honda CBR1000RR   | 246.9 |
| 17 | 86 A. BADOVINI     | Kawasaki ZX-10RR  | 246.4 |
| 18 | 88 R. KRUMMENACHER | Kawasaki ZX-10RR  | 244.1 |
| 19 | 40 R. RAMOS        | Kawasaki ZX-10RR  | 243.0 |
| 20 | 96 J. SMRZ         | Yamaha YZF R1     | 239.7 |
| 21 | 37 O. JEZEK        | Kawasaki ZX-10RR  | 238.7 |

| SEG. 1 |                   | SEG. 2 |          | SEG. 3            |        | SEG. 4         |                   | SEG. 5 |          |                   |        |
|--------|-------------------|--------|----------|-------------------|--------|----------------|-------------------|--------|----------|-------------------|--------|
| 1      | 33 M. MELANDRI    | 2.151  | 1 J. REA | 19.562            | 1      | 33 M. MELANDRI | 17.251            | 1      | 1 J. REA | 24.696            |        |
| 2      | 1 J. REA          | 2.166  | 2        | 7 C. DAVIES       | 19.666 | 2              | 1 J. REA          | 17.267 | 2        | 7 C. DAVIES       | 24.862 |
| 3      | 7 C. DAVIES       | 2.171  | 3        | 33 M. MELANDRI    | 19.667 | 3              | 7 C. DAVIES       | 17.297 | 3        | 66 T. SYKES       | 24.874 |
| 4      | 35 R. DE ROSA     | 2.192  | 4        | 66 T. SYKES       | 19.671 | 4              | 66 T. SYKES       | 17.346 | 4        | 1 J. REA          | 24.878 |
| 5      | 66 T. SYKES       | 2.194  | 5        | 2 L. CAMIER       | 19.690 | 5              | 2 L. CAMIER       | 17.390 | 5        | 12 X. FORÉS       | 24.896 |
| 6      | 50 E. LAVERTY     | 2.198  | 6        | 22 A. LOWES       | 19.715 | 6              | 22 A. LOWES       | 17.412 | 6        | 22 A. LOWES       | 24.964 |
| 7      | 60 M. VAN DER MAR | 2.206  | 7        | 50 E. LAVERTY     | 19.834 | 7              | 50 E. LAVERTY     | 17.431 | 7        | 32 L. SAVADORI    | 24.996 |
| 8      | 36 L. MERCADO     | 2.208  | 8        | 32 L. SAVADORI    | 19.868 | 8              | 81 J. TORRES      | 17.441 | 8        | 2 L. CAMIER       | 25.044 |
| 9      | 22 A. LOWES       | 2.209  | 9        | 36 L. MERCADO     | 19.873 | 9              | 12 X. FORÉS       | 17.443 | 9        | 22 A. LOWES       | 25.087 |
| 10     | 15 A. DE ANGELIS  | 2.210  | 10       | 12 X. FORÉS       | 19.886 | 10             | 32 L. SAVADORI    | 17.451 | 10       | 45 J. GAGNE       | 25.091 |
| 11     | 32 L. SAVADORI    | 2.210  | 11       | 40 R. RAMOS       | 19.894 | 11             | 36 L. MERCADO     | 17.465 | 11       | 6 S. BRADL        | 25.123 |
| 12     | 12 X. FORÉS       | 2.210  | 12       | 81 J. TORRES      | 19.896 | 12             | 88 R. KRUMMENAC   | 17.488 | 12       | 36 L. MERCADO     | 25.210 |
| 13     | 6 S. BRADL        | 2.227  | 13       | 60 M. VAN DER MAR | 19.906 | 13             | 6 S. BRADL        | 17.515 | 13       | 2 L. CAMIER       | 25.222 |
| 14     | 2 L. CAMIER       | 2.228  | 14       | 88 R. KRUMMENAC   | 19.930 | 14             | 60 M. VAN DER MAR | 17.521 | 14       | 15 A. DE ANGELIS  | 25.233 |
| 15     | 81 J. TORRES      | 2.236  | 15       | 6 S. BRADL        | 19.939 | 15             | 35 R. DE ROSA     | 17.541 | 15       | 35 R. DE ROSA     | 25.302 |
| 16     | 88 R. KRUMMENAC   | 2.240  | 16       | 15 A. DE ANGELIS  | 19.977 | 16             | 45 J. GAGNE       | 17.547 | 16       | 60 M. VAN DER MAR | 25.318 |
| 17     | 86 A. BADOVINI    | 2.240  | 17       | 35 R. DE ROSA     | 19.987 | 17             | 15 A. DE ANGELIS  | 17.550 | 17       | 88 R. KRUMMENAC   | 25.350 |
| 18     | 40 R. RAMOS       | 2.248  | 18       | 45 J. GAGNE       | 20.026 | 18             | 37 O. JEZEK       | 17.591 | 18       | 40 R. RAMOS       | 25.397 |
| 19     | 45 J. GAGNE       | 2.251  | 19       | 86 A. BADOVINI    | 20.060 | 19             | 40 R. RAMOS       | 17.612 | 19       | 86 A. BADOVINI    | 25.397 |
| 20     | 37 O. JEZEK       | 2.274  | 20       | 37 O. JEZEK       | 20.125 | 20             | 96 J. SMRZ        | 17.621 | 20       | 37 O. JEZEK       | 25.414 |
| 21     | 96 J. SMRZ        | 2.305  | 21       | 96 J. SMRZ        | 20.170 | 21             | 86 A. BADOVINI    | 17.708 | 21       | 96 J. SMRZ        | 25.524 |

09/07/2017

These data/results cannot be reproduced, stored and/or transmitted in whole or in part by any manner of electronic, mechanical, photocopying, recording, broadcasting or otherwise now known or herein after developed without the previous express consent by the copyright owner, except for reproduction in daily press and regular printed publications on sale to the public within 60 days of the event related to those data/results and always provided that copyright symbol appears together as follows below.

© DORNA WSBK ORGANIZATION Srl 2017



Mazda Raceway 3.610 m

## US Round, 7-8-9 July 2017

### World Superbike - Ideal Times Warm Up

| No.                       | Rider                     | Nat | Bike              | Seg. 1         | Seg. 2                 | Seg. 3          | Seg. 4                 | Seg. 5                 | Ideal Time                  |      |       |
|---------------------------|---------------------------|-----|-------------------|----------------|------------------------|-----------------|------------------------|------------------------|-----------------------------|------|-------|
|                           |                           |     |                   | Diff. 1        | Diff. 2                | Diff. 3         | Diff. 4                | Diff. 5                | Best Lap                    | Pos. | Diff. |
| 1                         | <b>1 J. REA</b>           | GBR | Kawasaki ZX-10RR  | 2.166<br>0.022 | <b>19.562</b><br>0.012 | 17.267          | 19.156                 | <b>24.696</b><br>0.054 | <b>1'22.847</b><br>1'22.935 | 1    | 0.088 |
| 2                         | <b>33 M. MELANDRI</b>     | ITA | Ducati Panigale R | <b>2.151</b>   | 19.667                 | <b>17.251</b>   | 19.110                 | 24.878                 | <b>1'23.057</b><br>1'23.057 | 2    |       |
| 3                         | <b>7 C. DAVIES</b>        | GBR | Ducati Panigale R | 2.171<br>0.015 | 19.666                 | 17.297<br>0.053 | <b>19.073</b><br>0.014 | 24.862<br>0.063        | <b>1'23.069</b><br>1'23.214 | 3    | 0.145 |
| 4                         | <b>66 T. SYKES</b>        | GBR | Kawasaki ZX-10RR  | 2.194<br>0.011 | 19.671                 | 17.346          | 19.145<br>0.118        | 24.874<br>0.051        | <b>1'23.230</b><br>1'23.410 | 4    | 0.180 |
| 5                         | <b>12 X. FORÉS</b>        | ESP | Ducati Panigale R | 2.210<br>0.008 | 19.886<br>0.161        | 17.443<br>0.012 | 19.216                 | 24.896                 | <b>1'23.651</b><br>1'23.832 | 5    | 0.181 |
| 6                         | <b>22 A. LOWES</b>        | GBR | Yamaha YZF R1     | 2.209<br>0.008 | 19.715                 | 17.412<br>0.052 | 19.274                 | 25.087<br>0.086        | <b>1'23.697</b><br>1'23.843 | 7    | 0.146 |
| 7                         | <b>2 L. CAMIER</b>        | GBR | MV Agusta 1000 F4 | 2.228<br>0.038 | 19.690                 | 17.390<br>0.020 | 19.405<br>0.067        | 25.044                 | <b>1'23.757</b><br>1'23.882 | 8    | 0.125 |
| 8                         | <b>50 E. LAVERTY</b>      | IRL | Aprilia RSV4 RF   | 2.198<br>0.004 | 19.834<br>0.014        | 17.431<br>0.041 | 19.315                 | 24.996                 | <b>1'23.774</b><br>1'23.833 | 6    | 0.059 |
| 9                         | <b>36 L. MERCADO</b>      | ARG | Aprilia RSV4 RF   | 2.208<br>0.011 | 19.873                 | 17.465<br>0.016 | 19.375<br>0.186        | 24.964                 | <b>1'23.885</b><br>1'24.098 | 10   | 0.213 |
| 10                        | <b>32 L. SAVADORI</b>     | ITA | Aprilia RSV4 RF   | 2.210<br>0.031 | 19.868<br>0.223        | 17.451<br>0.113 | 19.302                 | 25.091                 | <b>1'23.922</b><br>1'24.289 | 11   | 0.367 |
| 11                        | <b>81 J. TORRES</b>       | ESP | BMW S 1000 RR     | 2.236          | 19.896<br>0.055        | 17.441<br>0.026 | 19.307                 | 25.123                 | <b>1'24.003</b><br>1'24.084 | 9    | 0.081 |
| 12                        | <b>6 S. BRADL</b>         | GER | Honda CBR1000RR   | 2.227<br>0.011 | 19.939                 | 17.515          | 19.368                 | 25.233<br>0.089        | <b>1'24.282</b><br>1'24.382 | 12   | 0.100 |
| 13                        | <b>15 A. DE ANGELIS</b>   | RSM | Kawasaki ZX-10RR  | 2.210<br>0.028 | 19.977                 | 17.550          | 19.421<br>0.081        | 25.222                 | <b>1'24.380</b><br>1'24.489 | 13   | 0.109 |
| 14                        | <b>88 R. KRUMMENACHER</b> | SUI | Kawasaki ZX-10RR  | 2.240<br>0.017 | 19.930<br>0.145        | 17.488<br>0.156 | 19.567<br>0.072        | 25.210                 | <b>1'24.435</b><br>1'24.825 | 17   | 0.390 |
| 15                        | <b>45 J. GAGNE</b>        | USA | Honda CBR1000RR   | 2.251          | 20.026<br>0.119        | 17.547<br>0.068 | 19.349                 | 25.318<br>0.104        | <b>1'24.491</b><br>1'24.782 | 15   | 0.291 |
| 16                        | <b>60 M. VAN DER MARK</b> | NED | Yamaha YZF R1     | 2.206<br>0.056 | 19.906                 | 17.521          | 19.560<br>0.058        | 25.414<br>0.094        | <b>1'24.607</b><br>1'24.815 | 16   | 0.208 |
| 17                        | <b>35 R. DE ROSA</b>      | ITA | BMW S 1000 RR     | 2.192<br>0.017 | 19.987<br>0.139        | 17.541          | 19.550                 | 25.350                 | <b>1'24.620</b><br>1'24.776 | 14   | 0.156 |
| 18                        | <b>40 R. RAMOS</b>        | ESP | Kawasaki ZX-10RR  | 2.248<br>0.010 | 19.894<br>0.177        | 17.612<br>0.045 | 19.632                 | 25.302<br>0.022        | <b>1'24.688</b><br>1'24.942 | 18   | 0.254 |
| 19                        | <b>86 A. BADOVINI</b>     | ITA | Kawasaki ZX-10RR  | 2.240          | 20.060<br>0.084        | 17.708<br>0.018 | 19.633                 | 25.397<br>0.096        | <b>1'25.038</b><br>1'25.236 | 19   | 0.198 |
| 20                        | <b>37 O. JEZEK</b>        | CZE | Kawasaki ZX-10RR  | 2.274          | 20.125                 | 17.591          | 19.722                 | 25.524<br>0.132        | <b>1'25.236</b><br>1'25.368 | 20   | 0.132 |
| 21                        | <b>96 J. SMRZ</b>         | CZE | Yamaha YZF R1     | 2.305          | 20.170<br>0.063        | 17.621<br>0.074 | 19.761                 | 25.397                 | <b>1'25.254</b><br>1'25.391 | 21   | 0.137 |
| <b>Overall Ideal Time</b> |                           |     |                   | 2.151          | 19.562                 | 17.251          | 19.073                 | 24.696                 | <b>1'22.733</b>             |      |       |

09/07/2017

These data/results cannot be reproduced, stored and/or transmitted in whole or in part by any manner of electronic, mechanical, photocopying, recording, broadcasting or otherwise now known or herein after developed without the previous express consent by the copyright owner, except for reproduction in daily press and regular printed publications on sale to the public within 60 days of the event related to those data/results and always provided that copyright symbol appears together as follows below.

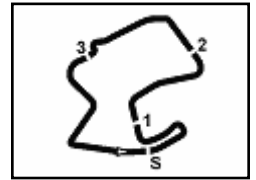
© DORNA WSBK ORGANIZATION Srl 2017

**PIRELLI PERUGIA TIMING**


Official Tyre Supplier



Official Timekeeper



Mazda Raceway 3.610 m

## US Round, 7-8-9 July 2017

### World Superbike - Chronological Analysis Warm Up

| 1° 1 J. REA (1'22.935) |              |               |               |               |               |                 |              |              |  |
|------------------------|--------------|---------------|---------------|---------------|---------------|-----------------|--------------|--------------|--|
| Lap                    | Seg. 1       | Seg. 2        | Seg. 3        | Seg. 4        | Seg. 5        | Lap Time        | km/h         | Local Time   |  |
| 1                      |              |               | 18.276        | 19.667        | 25.561        | 1'43.213 P      |              | 10:30'08.048 |  |
| 2                      | 2.204        | 19.653        | 17.345        | 19.436        | 24.935        | 1'23.573        | 251.0        | 10:31'51.261 |  |
| 3                      | 2.184        | 19.655        | 17.285        | 19.288        | 24.832        | 1'23.244        | 252.2        | 10:34'38.078 |  |
| 4                      | <b>2.166</b> | 19.647        | 17.402        | 19.475        | 25.186        | 1'23.876        | <b>256.4</b> | 10:36'01.954 |  |
| 5                      | 2.182        | 20.016        | 17.406        | 19.306        | 24.999        | 1'23.909        | 253.4        | 10:37'25.863 |  |
| 6                      | 2.176        | <b>19.562</b> | 17.301        | 19.358        | 24.970        | 1'23.367        | <b>256.4</b> | 10:38'49.230 |  |
| 7                      | 2.200        | 19.669        | 17.314        | 19.180        | <b>24.696</b> | 1'23.059        | 252.8        | 10:40'12.289 |  |
| 8                      | 2.186        | 19.718        | 17.418        | 19.187        | 24.863        | 1'23.372        | 253.4        | 10:41'35.661 |  |
| 9                      | 2.186        | 19.615        | 17.325        | 19.239        | 24.886        | 1'23.251        | 253.4        | 10:42'58.912 |  |
| 10                     | 2.188        | 19.574        | <b>17.267</b> | <b>19.156</b> | 24.750        | <b>1'22.935</b> | 252.2        | 10:44'21.847 |  |
| 11                     | 2.177        | 19.703        | 17.332        | 19.220        | 24.895        | 1'23.327        | 252.8        | 10:45'45.174 |  |

| 2° 33 M. MELANDRI (1'23.057) |              |               |               |               |               |                 |              |              |  |
|------------------------------|--------------|---------------|---------------|---------------|---------------|-----------------|--------------|--------------|--|
| Lap                          | Seg. 1       | Seg. 2        | Seg. 3        | Seg. 4        | Seg. 5        | Lap Time        | km/h         | Local Time   |  |
| 1                            | 8.065        | 32.166        | 18.532        | 20.051        | 25.746        | 1'44.560 P      |              | 10:30'04.933 |  |
| 2                            | 2.178        | 20.051        | 17.373        | 19.239        | 25.025        | 1'23.866        | 251.6        | 10:31'49.493 |  |
| 3                            | 2.154        | 19.772        | 17.263        | 19.302        | <b>24.878</b> | 1'23.369        | <b>255.2</b> | 10:33'13.359 |  |
| 4                            | <b>2.151</b> | <b>19.667</b> | <b>17.251</b> | <b>19.110</b> | <b>24.878</b> | <b>1'23.057</b> | <b>255.2</b> | 10:35'59.785 |  |
| 5                            | 2.167        | 22.517        | 17.339        | 19.455        | 2'10.400      | 3'11.878 P      | 248.7        | 10:39'11.663 |  |
| 6                            | 7.934        | 33.336        | 18.472        | 20.229        | 25.418        | 1'45.389 P      |              | 10:40'57.052 |  |
| 7                            | 2.161        | 19.760        | 17.479        | 19.210        | 25.113        | 1'23.723        | 252.8        | 10:42'20.775 |  |
| 8                            | 2.152        | 19.759        | 17.452        | 20.106        | 26.381        | 1'25.850        | 254.0        | 10:43'46.625 |  |
| 9                            | 2.154        | 19.730        | 17.438        | 19.170        | 24.956        | 1'23.448        | <b>255.2</b> | 10:45'10.073 |  |

| 3° 7 C. DAVIES (1'23.214) |              |               |               |               |               |                 |              |              |  |
|---------------------------|--------------|---------------|---------------|---------------|---------------|-----------------|--------------|--------------|--|
| Lap                       | Seg. 1       | Seg. 2        | Seg. 3        | Seg. 4        | Seg. 5        | Lap Time        | km/h         | Local Time   |  |
| 1                         |              |               | 19.141        | 20.653        | 25.894        | 1'46.971 P      |              | 10:31'05.071 |  |
| 2                         | 2.201        | 19.725        | 17.359        | 19.128        | 24.881        | 1'23.294        | 254.0        | 10:32'52.042 |  |
| 3                         | 2.187        | 19.728        | 17.388        | 19.209        | 25.220        | 1'23.732        | 252.8        | 10:35'39.068 |  |
| 4                         | 2.186        | <b>19.666</b> | 17.350        | 19.087        | 24.925        | <b>1'23.214</b> | 254.6        | 10:37'02.282 |  |
| 5                         | 2.177        | 19.671        | 17.367        | <b>19.073</b> | 24.927        | 1'23.215        | 254.6        | 10:38'25.497 |  |
| 6                         | 2.177        | 19.734        | <b>17.297</b> | 19.103        | 24.980        | 1'23.291        | 253.4        | 10:39'48.788 |  |
| 7                         | 2.184        | 19.757        | 17.453        | 19.175        | 24.986        | 1'23.555        | 252.8        | 10:41'12.343 |  |
| 8                         | 2.174        | 19.867        | 18.024        | 23.241        | 26.277        | 1'29.583        | <b>255.8</b> | 10:42'41.926 |  |
| 9                         | 2.181        | 19.677        | 17.396        | 19.105        | <b>24.862</b> | 1'23.221        | 255.2        | 10:44'05.147 |  |
| 10                        | <b>2.171</b> | 19.732        | 17.352        | 19.430        | 24.994        | 1'23.679        | <b>255.8</b> | 10:45'28.826 |  |

| 4° 66 T. SYKES (1'23.410) |              |               |               |               |               |                 |              |              |  |
|---------------------------|--------------|---------------|---------------|---------------|---------------|-----------------|--------------|--------------|--|
| Lap                       | Seg. 1       | Seg. 2        | Seg. 3        | Seg. 4        | Seg. 5        | Lap Time        | km/h         | Local Time   |  |
| 1                         |              |               | 19.065        | 20.332        | 27.207        | 1'50.310 P      |              | 10:30'46.284 |  |
| 2                         | 2.197        | 20.033        | 17.466        | 19.527        | 25.129        | 1'24.352        | 246.4        | 10:32'36.594 |  |
| 3                         | 2.217        | 19.719        | 17.462        | 19.386        | 24.901        | 1'23.685        | 247.5        | 10:34'00.946 |  |
| 4                         | 2.199        | 19.800        | 17.434        | 19.331        | 24.951        | 1'23.715        | 249.8        | 10:36'48.346 |  |
| 5                         | 2.202        | 19.848        | 17.450        | 19.878        | 25.345        | 1'24.723        | 247.5        | 10:38'13.069 |  |
| 6                         | 2.212        | 19.745        | 17.420        | <b>19.172</b> | <b>24.874</b> | 1'23.423        | 250.4        | 10:39'36.492 |  |
| 7                         | 2.205        | <b>19.671</b> | <b>17.346</b> | 19.263        | 24.925        | <b>1'23.410</b> | 251.0        | 10:40'59.902 |  |
| 8                         | <b>2.194</b> | 19.689        | 17.360        | 19.257        | 24.936        | 1'23.436        | <b>254.0</b> | 10:42'23.338 |  |
| 9                         | 2.196        | 23.707        | 20.191        | 21.876        | 25.345        | 1'33.315        | 246.9        | 10:43'56.653 |  |
| 10                        | 2.200        | 19.701        | 17.534        | <b>19.145</b> | 25.038        | 1'23.618        | 251.0        | 10:45'20.271 |  |

| 5° 12 X. FORÉS (1'23.832) |              |               |               |               |               |            |              |              |  |
|---------------------------|--------------|---------------|---------------|---------------|---------------|------------|--------------|--------------|--|
| Lap                       | Seg. 1       | Seg. 2        | Seg. 3        | Seg. 4        | Seg. 5        | Lap Time   | km/h         | Local Time   |  |
| 1                         |              |               | 18.558        | 19.912        | 31.650        | 1'51.690 P |              | 10:30'25.021 |  |
| 2                         | 2.226        | 20.608        | 18.124        | 19.560        | 25.069        | 1'25.587   | 243.0        | 10:32'16.711 |  |
| 3                         | 2.217        | <b>19.886</b> | 17.498        | 19.462        | <b>24.896</b> | 1'23.959   | 245.2        | 10:33'42.298 |  |
| 4                         | 2.214        | 19.933        | 17.462        | 19.541        | 25.011        | 1'24.161   | 243.0        | 10:35'06.257 |  |
| 5                         | 2.221        | 20.012        | 17.471        | 19.266        | 24.908        | 1'23.878   | 244.7        | 10:36'30.418 |  |
| 6                         | 2.218        | 20.047        | 17.455        | <b>19.216</b> | <b>24.896</b> | 1'23.832   | 245.8        | 10:37'54.296 |  |
| 7                         | 2.215        | 20.011        | <b>17.443</b> | 19.265        | 25.011        | 1'23.945   | 246.4        | 10:39'18.128 |  |
| 8                         | <b>2.210</b> | 19.990        | 17.495        | 19.833        | 25.149        | 1'24.677   | <b>247.5</b> | 10:40'42.073 |  |
| 9                         | 2.211        | 20.072        | 17.515        | 19.431        | 25.247        | 1'24.476   | 245.8        | 10:42'06.750 |  |
| 10                        | 2.224        | 20.040        | 17.546        | 19.354        | 25.063        | 1'24.227   | 245.8        | 10:43'31.226 |  |
| 11                        | 2.211        | 20.063        | 17.547        | 19.286        | 25.019        | 1'24.126   | 246.4        | 10:44'55.453 |  |
|                           |              |               |               |               |               |            |              | 10:46'19.579 |  |

| 6° 50 E. LAVERTY (1'23.833) |              |               |               |        |        |            |       |              |  |
|-----------------------------|--------------|---------------|---------------|--------|--------|------------|-------|--------------|--|
| Lap                         | Seg. 1       | Seg. 2        | Seg. 3        | Seg. 4 | Seg. 5 | Lap Time   | km/h  | Local Time   |  |
| 1                           |              |               | 18.426        | 20.509 | 25.727 | 1'50.039 P |       | 10:29'56.983 |  |
| 2                           | <b>2.198</b> | 20.058        | 17.436        | 19.361 | 25.035 | 1'24.088   | 249.2 | 10:31'47.022 |  |
| 3                           | 2.199        | <b>19.834</b> | <b>17.431</b> | 19.372 | 25.040 | 1'23.876   | 251.0 | 10:33'11.110 |  |
|                             |              |               |               |        |        |            |       | 10:34'34.986 |  |

|   |       |        |        |               |               |                 |              |              |  |
|---|-------|--------|--------|---------------|---------------|-----------------|--------------|--------------|--|
| 4 | 2.202 | 19.848 | 17.472 | <b>19.315</b> | <b>24.996</b> | <b>1'23.833</b> | 250.4        | 10:35'58.819 |  |
| 5 | 2.202 | 20.156 | 17.628 | 19.606        | 3'17.165      | 4'16.757 P      | 251.0        | 10:40'15.576 |  |
| 6 | 7.783 | 31.745 | 17.909 | 19.686        | 25.480        | 1'42.603 P      |              | 10:41'58.179 |  |
| 7 | 2.201 | 19.968 | 17.613 | 19.428        | 25.144        | 1'24.354        | <b>251.6</b> | 10:43'22.533 |  |
| 8 | 2.205 | 19.928 | 17.557 | 19.379        | 25.277        | 1'24.346        | 249.8        | 10:44'46.879 |  |
| 9 | 2.205 | 19.922 | 17.600 | 19.578        | 25.360        | 1'24.665        | <b>251.6</b> | 10:46'11.544 |  |

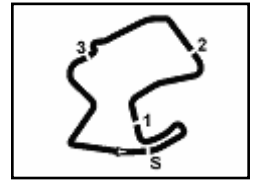
| 7° 22 A. LOWES (1'23.843) |              |               |               |               |               |                 |              |              |  |
|---------------------------|--------------|---------------|---------------|---------------|---------------|-----------------|--------------|--------------|--|
| Lap                       | Seg. 1       | Seg. 2        | Seg. 3        | Seg. 4        | Seg. 5        | Lap Time        | km/h         | Local Time   |  |
| 1                         |              |               |               | 19.007        | 20.353        | 26.542          | 1'52.678 P   | 10:30'43.876 |  |
| 2                         | 2.298        | 20.363        | 17.555        | 19.805        | 25.377        | 1'25.398        | 231.9        | 10:32'36.554 |  |
| 3                         | 2.250        | 19.948        | 17.602        | 19.441        | 25.191        | 1'24.432        | 247.5        | 10:34'01.952 |  |
| 4                         | 2.211        | 19.851        | <b>17.412</b> | 19.335        | <b>25.087</b> | 1'23.896        | <b>250.4</b> | 10:35'02.501 |  |
| 5                         | 2.217        | <b>19.715</b> | 17.464        | <b>19.274</b> | 25.173        | <b>1'23.843</b> | 249.2        | 10:36'50.280 |  |
| 6                         | <b>2.209</b> | 19.861        | 19.459        | 20.892        | 25.572        | 1'27.993        | 249.2        | 10:38'14.123 |  |
| 7                         | 2.228        | 20.000        | 17.627        | 19.461        | 25.487        | 1'24.803        | 245.8        | 10:39'42.116 |  |
|                           |              |               |               |               |               |                 |              | 10:41'06.919 |  |

| 8° 2 L. CAMIER (1'23.882) |              |               |               |               |               |                 |              |              |  |
|---------------------------|--------------|---------------|---------------|---------------|---------------|-----------------|--------------|--------------|--|
| Lap                       | Seg. 1       | Seg. 2        | Seg. 3        | Seg. 4        | Seg. 5        | Lap Time        | km/h         | Local Time   |  |
| 1                         |              |               |               | 19.403        | 20.762        | 26.417          | 1'47.548 P   | 10:30'26.201 |  |
| 2                         | 2.260        | 20.042        | 17.483        | 19.613        | 25.099        | 1'24.497        | 246.4        | 10:32'13.749 |  |
| 3                         | 2.251        | 19.802        | 17.430        | 19.583        | 25.189        | 1'24.255        | 247.5        | 10:33'38.246 |  |
| 4                         | 2.249        | 19.742        | 17.518        | 20.967        | 25.372        | 1'25.848        | 248.7        | 10:35'02.501 |  |
| 5                         | 2.238        | 19.747        | <b>17.390</b> | 19.457        | 25.051        | 1'23.883        | 247.5        | 10:36'28.349 |  |
| 6                         | 2.266        | <b>19.690</b> | 17.410        | 19.472        | <b>25.044</b> | <b>1'23.882</b> | 245.2        | 10:37'52.232 |  |
| 7                         | 2.233        | 23.140        | 17.655        | 19.465        | 25.274        | 1'27.767        | 247.5        | 10:39'16.114 |  |
| 8                         | 2.231        | 19.770        | 17.427        | 19.915        | 25.264        | 1'24.607        | <b>249.8</b> | 10:40'43.881 |  |
| 9                         | 2.237        | 19.842        | 17.614        | 19.531        | 25.098        | 1'24.322        | <b>249.8</b> | 10:42'08.488 |  |
| 10                        | <b>2.228</b> | 19.733        | 17.479        | <b>19.405</b> | 25.103        | 1'23.948        | 248.7        | 10:43'32.810 |  |
| 11                        | 2.237        | 19.873        | 17.471        | 19.491        | 25.100        | 1'24.172        | 248.1        | 10:44'56.758 |  |
|                           |              |               |               |               |               |                 |              | 10:46'20.930 |  |

| 9° 81 J. TORRES (1'24.084) |              |               |               |               |               |                 |              |              |  |
|----------------------------|--------------|---------------|---------------|---------------|---------------|-----------------|--------------|--------------|--|
| Lap                        | Seg. 1       | Seg. 2        | Seg. 3        | Seg. 4        | Seg. 5        | Lap Time        | km/h         | Local Time   |  |
| 1                          |              |               |               | 20.383        | 21.512        | 26.585          | 1'50.333 P   | 10:30'39.460 |  |
| 2                          | 2.316        | 20.642        | 18.054        | 19.914        | 25.406        | 1'26.332        | 237.6        | 10:32'29.793 |  |
| 3                          | 2.258        | 20.191        | 17.566        | 19.483        | 25.237        | 1'24.735        | 244.7        | 10:33'56.125 |  |
| 4                          | 2.251        | 19.975        | 17.660        | 19.361        | 25.138        | 1'24.385        | 246.4        | 10:35'20.860 |  |
| 5                          | 2.251        | 19.959        | 17.567        | 19.644        | 25.341        | 1'24.762        | 245.8        | 10:36'45.245 |  |
| 6                          | 2.265        | <b>19.896</b> | <b>17.441</b> | 19.341        | 25.159        | 1'24.102        | 244.7        | 10:38'10.007 |  |
| 7                          | 2.269        | 20.005        | 17.499        | 19.433        | 25.391        | 1'24.597        | 244.7        | 10:39'34.109 |  |
| 8                          | 2.239        | 19.923        | 17.502        | 19.450        | 25.203        | 1'24.317        | 246.9        | 10:40'58.706 |  |
| 9                          | 2.240        | 19.959        | 17.607        | 19.669        | 25.581        | 1'25.056        | <b>249.2</b> | 10:42'23.023 |  |
| 10                         | <b>2.236</b> | 19.951        | 17.467        | <b>19.307</b> | <b>25.123</b> | <b>1'24.084</b> | 247.5        | 10:43'48.079 |  |
|                            |              |               |               |               |               |                 |              | 10:45'12.163 |  |

| 10° 36 L. MERCADO (1'24.098) |              |        |        |        |        |          |            |              |  |
|------------------------------|--------------|--------|--------|--------|--------|----------|------------|--------------|--|
| Lap                          | Seg. 1       | Seg. 2 | Seg. 3 | Seg. 4 | Seg. 5 | Lap Time | km/h       | Local Time   |  |
| 1                            |              |        |        | 18.849 | 20.299 | 25.599   | 1'46.339 P | 10:30'06.202 |  |
| 2                            | <b>2.208</b> |        |        |        |        |          |            |              |  |





Mazda Raceway 3.610 m

## US Round, 7-8-9 July 2017

### World Superbike - Chronological Analysis Warm Up

| Lap | Seg. 1       | Seg. 2        | Seg. 3        | Seg. 4        | Seg. 5        | Lap Time        | km/h         | Local Time   |
|-----|--------------|---------------|---------------|---------------|---------------|-----------------|--------------|--------------|
| 1   | 7.962        | 33.914        | 18.910        | 20.424        | 25.737        | 1'46.947 P      |              | 10:31'53.252 |
| 2   | 2.263        | 20.123        | 17.628        | 19.453        | 25.301        | 1'24.768        | 241.9        | 10:33'18.020 |
| 3   | <b>2.227</b> | 20.089        | 17.543        | 19.579        | 25.534        | 1'24.972        | <b>246.9</b> | 10:34'42.992 |
| 4   | 2.265        | 24.243        | 26.225        | 20.369        | 25.255        | 1'38.357        | 236.5        | 10:36'21.349 |
| 5   | 2.238        | <b>19.939</b> | <b>17.515</b> | <b>19.368</b> | 25.322        | <b>1'24.382</b> | 245.8        | 10:37'45.731 |
| 6   | 2.251        | 21.685        | 21.965        | 20.545        | 30.003        | 1'36.449        | 238.1        | 10:39'22.180 |
| 7   | 2.249        | 20.055        | 17.633        | 19.522        | 25.258        | 1'24.717        | 244.1        | 10:40'46.897 |
| 8   | 2.261        | 20.159        | 17.638        | 19.887        | 25.343        | 1'25.288        | 244.7        | 10:42'12.185 |
| 9   | 2.262        | 20.000        | 18.076        | 20.049        | <b>25.233</b> | 1'25.620        | 241.9        | 10:43'37.805 |
| 10  | 2.258        | 19.978        | 17.614        | 19.397        | 25.485        | 1'24.732        | 242.4        | 10:45'02.537 |

| 13° 15 A. DE ANGELIS (1'24.489) |              |               |               |               |               |                 |              |              |
|---------------------------------|--------------|---------------|---------------|---------------|---------------|-----------------|--------------|--------------|
| Lap                             | Seg. 1       | Seg. 2        | Seg. 3        | Seg. 4        | Seg. 5        | Lap Time        | km/h         | Local Time   |
| 1                               |              |               | 18.571        | 20.929        | 29.928        | 1'52.216 P      |              | 10:30'03.255 |
| 2                               | 2.255        | 20.049        | 17.674        | 19.702        | 25.460        | 1'25.140        | 244.1        | 10:31'55.471 |
| 3                               | 2.233        | 26.269        | 20.430        | 19.901        | 25.483        | 1'34.316        | 242.4        | 10:34'54.927 |
| 4                               | 2.238        | <b>19.977</b> | <b>17.550</b> | <b>19.502</b> | <b>25.222</b> | <b>1'24.489</b> | 244.7        | 10:36'19.416 |
| 5                               | <b>2.210</b> | 20.265        | 17.742        | 19.865        | 25.550        | 1'25.632        | <b>252.2</b> | 10:37'45.048 |
| 6                               | 2.224        | 20.071        | 17.705        | 19.704        | 25.351        | 1'25.055        | 246.4        | 10:39'10.103 |
| 7                               | 2.217        | 20.026        | 17.633        | <b>19.421</b> | 25.387        | 1'24.684        | 249.2        | 10:40'34.787 |
| 8                               | 2.229        | 20.196        | 17.638        | 19.478        | 25.276        | 1'24.817        | 248.1        | 10:41'59.604 |
| 9                               | 2.217        | 29.479        | 17.928        | 26.744        | 31.065        | 1'47.433        | 245.2        | 10:43'47.037 |
| 10                              | 2.212        | 20.035        | 18.875        | 20.271        | 26.568        | 1'27.961        | 247.5        | 10:45'14.998 |

| 14° 35 R. DE ROSA (1'24.776) |              |               |               |               |               |                 |              |              |
|------------------------------|--------------|---------------|---------------|---------------|---------------|-----------------|--------------|--------------|
| Lap                          | Seg. 1       | Seg. 2        | Seg. 3        | Seg. 4        | Seg. 5        | Lap Time        | km/h         | Local Time   |
| 1                            | 8.379        | 33.009        | 18.998        | 20.477        | 26.304        | 1'47.167 P      |              | 10:30'27.700 |
| 2                            | 2.237        | 20.177        | 17.812        | 19.844        | 25.614        | 1'25.684        | 243.6        | 10:32'14.867 |
| 3                            | 2.238        | 20.037        | 17.638        | 19.877        | 25.483        | 1'25.273        | 245.2        | 10:33'40.551 |
| 4                            | 2.213        | <b>19.987</b> | 17.611        | 20.093        | 25.393        | 1'25.297        | 248.7        | 10:35'05.824 |
| 5                            | 2.209        | 20.126        | <b>17.541</b> | <b>19.550</b> | <b>25.350</b> | <b>1'24.776</b> | 248.1        | 10:37'55.897 |
| 6                            | 2.210        | 19.990        | 17.627        | 19.640        | 25.429        | 1'24.896        | 249.8        | 10:39'20.793 |
| 7                            | 2.229        | 25.778        | 21.032        | 22.038        | 25.702        | 1'36.779        | 246.4        | 10:40'57.572 |
| 8                            | <b>2.192</b> | 20.135        | 17.653        | 19.697        | 25.385        | 1'25.062        | <b>250.4</b> | 10:42'22.634 |
| 9                            | 2.216        | 20.031        | 17.658        | 19.848        | 26.019        | 1'25.772        | 249.8        | 10:43'48.406 |
| 10                           | 2.205        | 20.125        | 17.630        | 19.646        | 25.359        | 1'24.965        | 248.1        | 10:45'13.371 |

| 15° 45 J. GAGNE (1'24.782) |              |               |               |               |               |                 |              |              |
|----------------------------|--------------|---------------|---------------|---------------|---------------|-----------------|--------------|--------------|
| Lap                        | Seg. 1       | Seg. 2        | Seg. 3        | Seg. 4        | Seg. 5        | Lap Time        | km/h         | Local Time   |
| 1                          |              |               | 18.770        | 20.134        | 25.934        | 1'46.741 P      |              | 10:30'17.074 |
| 2                          | 2.273        | 20.184        | 17.707        | 19.559        | 25.464        | 1'25.187        | 241.9        | 10:32'03.815 |
| 3                          | 2.258        | <b>20.026</b> | 17.649        | 19.606        | <b>25.318</b> | 1'24.857        | 243.6        | 10:33'29.002 |
| 4                          | 2.278        | 20.181        | 17.656        | 19.502        | 25.527        | 1'25.144        | 238.1        | 10:34'53.859 |
| 5                          | 2.253        | 20.106        | 17.567        | 19.801        | 25.669        | 1'25.396        | <b>246.9</b> | 10:36'19.003 |
| 6                          | <b>2.251</b> | 20.145        | 17.615        | <b>19.349</b> | 25.422        | <b>1'24.782</b> | 240.8        | 10:37'44.399 |
| 7                          | 2.273        | 20.053        | 17.653        | 19.445        | 25.567        | 1'24.991        | 241.9        | 10:39'09.181 |
| 8                          | 2.279        | 20.035        | <b>17.547</b> | 19.486        | 25.778        | 1'25.125        | 242.4        | 10:40'34.172 |
| 9                          | 2.354        | 30.544        | 18.473        | 20.199        | 26.040        | 1'37.610        | 234.0        | 10:41'59.297 |
| 10                         | 2.280        | 20.174        | 17.791        | 19.563        | 25.649        | 1'25.457        | 243.0        | 10:43'36.904 |

| 16° 60 M. VAN DER MARK (1'24.815) |              |               |               |               |               |                 |              |              |
|-----------------------------------|--------------|---------------|---------------|---------------|---------------|-----------------|--------------|--------------|
| Lap                               | Seg. 1       | Seg. 2        | Seg. 3        | Seg. 4        | Seg. 5        | Lap Time        | km/h         | Local Time   |
| 1                                 |              |               | 18.720        | 20.198        | 25.899        | 1'47.125 P      |              | 10:30'15.676 |
| 2                                 | 2.274        | 20.366        | 17.754        | 19.677        | 25.501        | 1'25.572        | 239.2        | 10:32'02.801 |
| 3                                 | 2.252        | 20.082        | 17.737        | 19.608        | 25.503        | 1'25.182        | 243.6        | 10:33'28.373 |
| 4                                 | 2.242        | 19.987        | 17.668        | 19.661        | <b>25.414</b> | 1'24.972        | 246.4        | 10:34'53.555 |
| 5                                 | <b>2.206</b> | 20.403        | 17.596        | 19.637        | 25.600        | 1'25.442        | <b>249.2</b> | 10:36'18.527 |
| 6                                 | 2.261        | 20.111        | 17.568        | 19.571        | 25.521        | 1'25.032        | 241.9        | 10:37'43.969 |
| 7                                 | 2.262        | <b>19.906</b> | <b>17.521</b> | 19.618        | 25.508        | <b>1'24.815</b> | 243.0        | 10:39'09.001 |
| 8                                 | 2.274        | 22.532        | 20.278        | 19.654        | 25.619        | 1'30.357        | 240.3        | 10:40'33.816 |
| 9                                 | 2.244        | 20.116        | 17.613        | <b>19.560</b> | 25.464        | 1'24.997        | 245.2        | 10:42'04.173 |
| 10                                | 2.249        | 20.005        | 17.679        | 19.576        | 25.565        | 1'25.074        | 245.2        | 10:43'29.170 |
| 11                                | 2.264        | 20.029        | 17.622        | 19.566        | 25.437        | 1'24.918        | 243.6        | 10:44'54.244 |

| 17° 88 R. KRUMMENACHER (1'24.825) |              |               |               |               |               |                 |              |              |
|-----------------------------------|--------------|---------------|---------------|---------------|---------------|-----------------|--------------|--------------|
| Lap                               | Seg. 1       | Seg. 2        | Seg. 3        | Seg. 4        | Seg. 5        | Lap Time        | km/h         | Local Time   |
| 1                                 |              |               | 18.431        | 20.318        | 25.943        | 1'51.394 P      |              | 10:29'56.088 |
| 2                                 | 2.257        | 20.075        | 17.644        | 19.639        | <b>25.210</b> | <b>1'24.825</b> | 241.9        | 10:31'47.482 |
| 3                                 | 2.272        | 20.122        | 17.576        | 19.811        | 25.242        | 1'25.023        | 238.1        | 10:33'12.307 |
| 4                                 | <b>2.240</b> | <b>19.930</b> | <b>17.488</b> | 19.668        | 25.790        | 1'25.116        | <b>244.1</b> | 10:34'37.330 |
| 5                                 | 2.270        | 20.161        | 17.604        | <b>19.567</b> | 25.373        | 1'24.975        | 238.1        | 10:36'02.446 |
| 6                                 | 2.265        | 23.932        | 19.025        | 20.901        | 3'32.295      | 4'38.418 P      | 237.6        | 10:37'27.421 |
| 7                                 |              |               | 20.191        | 20.269        | 28.880        | 1'52.269 P      |              | 10:42'05.839 |
| 8                                 | 2.263        | 20.083        | 17.748        | 19.761        | 25.571        | 1'25.426        | 240.8        | 10:43'58.108 |

| 18° 40 R. RAMOS (1'24.942) |        |        |        |        |        |          |      |              |
|----------------------------|--------|--------|--------|--------|--------|----------|------|--------------|
| Lap                        | Seg. 1 | Seg. 2 | Seg. 3 | Seg. 4 | Seg. 5 | Lap Time | km/h | Local Time   |
| 1                          |        |        |        |        |        |          |      | 10:30'08.979 |
| 2                          |        |        |        |        |        |          |      | 10:31'54.379 |
| 3                          |        |        |        |        |        |          |      | 10:33'19.887 |
| 4                          |        |        |        |        |        |          |      | 10:34'45.158 |
| 5                          |        |        |        |        |        |          |      | 10:36'10.140 |
| 6                          |        |        |        |        |        |          |      | 10:37'40.850 |
| 7                          |        |        |        |        |        |          |      | 10:39'14.236 |
| 8                          |        |        |        |        |        |          |      | 10:40'42.452 |
| 9                          |        |        |        |        |        |          |      | 10:42'12.724 |
| 10                         |        |        |        |        |        |          |      | 10:43'39.361 |
| 11                         |        |        |        |        |        |          |      | 10:45'04.303 |

| 19° 86 A. BADOVINI (1'25.236) |              |               |               |               |               |                 |              |              |
|-------------------------------|--------------|---------------|---------------|---------------|---------------|-----------------|--------------|--------------|
| Lap                           | Seg. 1       | Seg. 2        | Seg. 3        | Seg. 4        | Seg. 5        | Lap Time        | km/h         | Local Time   |
| 1                             | 7.827        | 33.903        | 19.180        | 20.220        | 25.640        | 1'46.770 P      |              | 10:30'07.676 |
| 2                             | 2.366        | 20.270        | 17.815        | 19.777        | 25.486        | 1'25.714        | 232.4        | 10:31'54.446 |
| 3                             | 2.273        | <b>20.060</b> | <b>17.708</b> | 19.860        | <b>25.397</b> | 1'25.298        | 240.8        | 10:33'20.160 |
| 4                             | 2.259        | 21.062        | 20.342        | 21.335        | 26.554        | 1'31.552        | 241.9        | 10:34'45.458 |
| 5                             | 2.262        | 22.982        | 17.740        | 19.814        | 25.510        | 1'28.308        | 243.0        | 10:36'17.010 |
| 6                             | 2.241        | 20.064        | 17.774        | 19.713        | 25.484        | 1'25.276        | 245.8        | 10:37'45.318 |
| 7                             | <b>2.240</b> | 20.144        | 17.726        | <b>19.633</b> | 25.493        | <b>1'25.236</b> | <b>246.4</b> | 10:39'10.894 |
| 8                             | 2.258        | 20.362        | 17.850        | 19.640        | 25.558        | 1'25.668        | 241.4        | 10:40'35.830 |
| 9                             | 2.301        | 28.916        | 20.162        | 21.013        | 26.082        | 1'38.474        | 232.4        | 10:42'01.498 |
| 10                            | 2.280        | 20.138        | 17.774        | 19.694        | 25.422        | 1'25.308        | 239.2        | 10:43'39.972 |

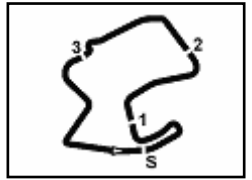
| 20° 37 O. JEZEK (1'25.368) |              |               |               |               |               |                 |              |              |
|----------------------------|--------------|---------------|---------------|---------------|---------------|-----------------|--------------|--------------|
| Lap                        | Seg. 1       | Seg. 2        | Seg. 3        | Seg. 4        | Seg. 5        | Lap Time        | km/h         | Local Time   |
| 1                          | 7.842        | 32.531        | 18.725        | 20.573        | 26.176        | 1'45.847 P      |              | 10:30'05.852 |
| 2                          | 2.295        | 20.201        | 17.828        | 19.834        | <b>25.524</b> | 1'25.682        | <b>238.7</b> | 10:31'51.699 |
| 3                          | <b>2.274</b> | <b>20.125</b> | <b>17.591</b> | <b>19.722</b> | <b>25.656</b> | <b>1'25.368</b> | <b>238.1</b> | 10:33'17.381 |
| 4                          | 2.337        | 20.162        | 17.749        | 19.841        | 26.601        | 1'26.690        | 234.5        | 10:34'42.749 |
| 5                          | 2.290        | 21.311        | 18.074        | 20.297        | 2'10.936      | 3'12.908 P      | <b>238.7</b> | 10:36'09.439 |
| 6                          | 7.805        | 32.242        | 19.300        | 20.425        | 25.778        | 1'45.550 P      |              | 10:37'32.347 |
| 7                          | 2.280        | 20.129        | 17.768        | 19.773        | 25.866        | 1'25.820        | 238.1        | 10:39'10.164 |
| 8                          | 2.290        | 20.307        | 17.845        | 19.831        | 25.819        | 1'26.092        | 237.6        | 10:40'35.810 |
| 9                          | 2.280        | 20.339        | 17.764        | 19.927        | 25.699        | 1'26.009        | <b>238.7</b> | 10:42'01.929 |

| 21° 96 J. SMRZ (1'25.391) |        |        |        |        |        |          |      |              |
|---------------------------|--------|--------|--------|--------|--------|----------|------|--------------|
| Lap                       | Seg. 1 | Seg. 2 | Seg. 3 | Seg. 4 | Seg. 5 | Lap Time | km/h | Local Time   |
| 1                         |        |        |        |        |        |          |      | 10:30'05.544 |
| 2                         |        |        |        |        |        |          |      | 10:31'59.601 |
| 3                         |        |        |        |        |        |          |      | 10:33'26.355 |
| 4                         |        |        |        |        |        |          |      | 10:34'52.403 |
| 5                         |        |        |        |        |        |          |      | 10:36'18.225 |
| 6                         |        |        |        |        |        |          |      | 10:37'44.405 |
| 7                         |        |        |        |        |        |          |      | 10:39'10.164 |
| 8                         |        |        |        |        |        |          |      | 10:40'35.810 |
| 9                         |        |        |        |        |        |          |      | 10:42'01.929 |
| 10                        |        |        |        |        |        |          |      | 10:43'40.824 |
| 11                        |        |        |        |        |        |          |      | 10:45'06.215 |

09/07/2017 P = Pits In/Out - C = Lap-Time Cancelled

These data/results cannot be reproduced, stored and/or transmitted in whole or in part by any manner of electronic, mechanical, photocopying, recording, broadcasting or otherwise now known or herein after developed without the previous express consent by the copyright owner, except for reproduction in daily press and regular printed publications on sale to the public within 60 days of the event related to those data/results and always provided that copyright symbol appears together as follows below.

© DORNA WSBK ORGANIZATION Srl 2017

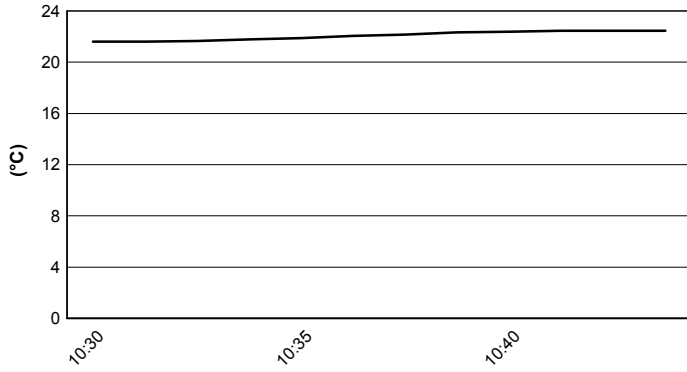


Mazda Raceway 3.610 m

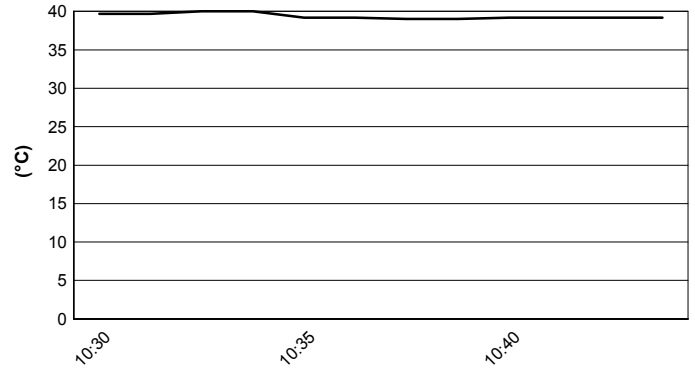
**US Round, 7-8-9 July 2017**  
**World Superbike - Weather Report Warm Up**

Session started 10:30      Session ended 10:46

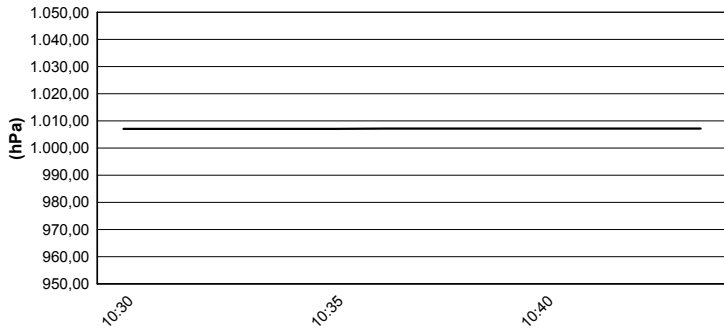
**Air Temperature**



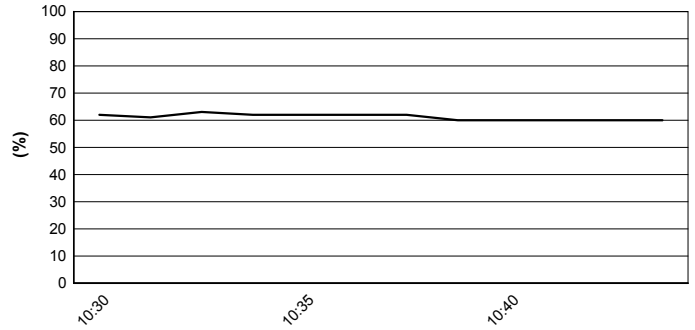
**Track Temperature**



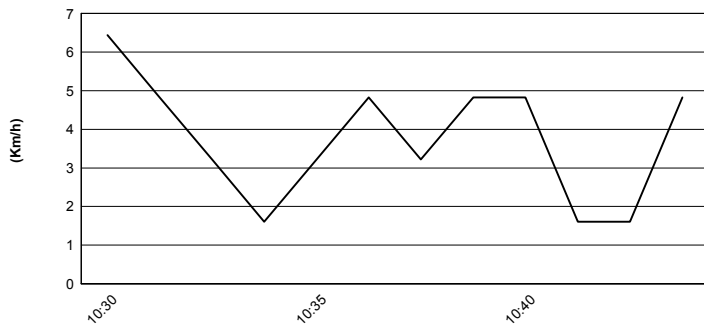
**Air Pressure**



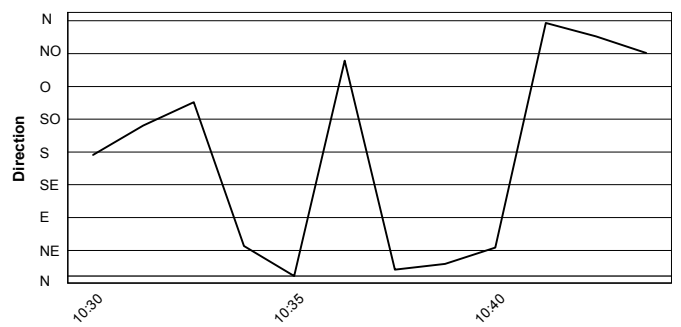
**Humidity**



**Wind Speed**



**Wind Direction**



09/07/2017

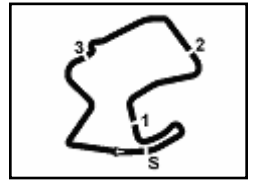
These data/results cannot be reproduced, stored and/or transmitted in whole or in part by any manner of electronic, mechanical, photocopying, recording, broadcasting or otherwise now known or herein after developed without the previous express consent by the copyright owner, except for reproduction in daily press and regular printed publications on sale to the public within 60 days of the event related to those data/results and always provided that copyright symbol appears together as follows below.  
© DORNA WSBK ORGANIZATION Srl 2017



Official Tyre Supplier



Official Timekeeper



Mazda Raceway 3.610 m

## US Round, 7-8-9 July 2017

### World Superbike - Starting Grid - Race 2

25 Laps x 3,610 km = 90,250 km

| Pos | Number | Name            | Team      |
|-----|--------|-----------------|-----------|
| 1   | 33     | MELANDRI M.     | Ducati    |
| 2   | 81     | TORRES J.       | BMW       |
| 3   | 66     | SYKES T.        | Kawasaki  |
| 4   | 50     | LAVERTY E.      | Aprilia   |
| 5   | 15     | DE ANGELIS A.   | Kawasaki  |
| 6   | 88     | KRUMMENACHER R. | Kawasaki  |
| 7   | 96     | SMRZ J.         | Yamaha    |
| 8   | 1      | REA J.          | Kawasaki  |
| 9   | 7      | DAVIES C.       | Ducati    |
| 10  | 12     | FORÉS X.        | Ducati    |
| 11  | 22     | LOWES A.        | Yamaha    |
| 12  | 32     | SAVADORI L.     | Aprilia   |
| 13  | 35     | DE ROSA R.      | BMW       |
| 14  | 6      | BRADL S.        | Honda     |
| 15  | 40     | RAMOS R.        | Kawasaki  |
| 16  | 37     | JEZEK O.        | Kawasaki  |
| 17  | 45     | GAGNE J.        | Honda     |
| 18  | 2      | CAMIER L.       | MV Agusta |
| 19  | 60     | VAN DER MARK M. | Yamaha    |
| 20  | 86     | BADOVINI A.     | Kawasaki  |
| 21  | 36     | MERCADO L.      | Aprilia   |

09/07/2017 Jury President .....

..... Race Director

These data/results cannot be reproduced, stored and/or transmitted in whole or in part by any manner of electronic, mechanical, photocopying, recording, broadcasting or otherwise now known or herein after developed without the previous express consent by the copyright owner, except for reproduction in daily press and regular printed publications on sale to the public within 60 days of the event related to those data/results and always provided that copyright symbol appears together as follows below.

© DORNA WSBK ORGANIZATION Srl 2017

FKR PERUGIA TIMING



Official Tyre Supplier



Official Timekeeper