

San Juan Villicum Circuit 4.276 m

MOTUL Argentinian Round, 12 - 14 October 2018

World Superbike - Results Race 1

Laps 21 = 89,796 Km - Time of Race 34'55.037 - Avg. 154,301 km/h

1 / 2

Pos	Race	Grid	No. Rider	Nat	Team	Bike	Class	LL	Gap	Fastest Lap	Speed	Qualifying		Ranking		
												Time	Speed	R1	R2	Tot
1	2	1	J. REA	GBR	Kawasaki Racing Team WorldSBK	Kawasaki ZX-10RR		21		1'39.175	300,8	1'39.452	301,7	25	495	1
2	1	33	M. MELANDRI	ITA	Aruba.it Racing - Ducati	Ducati Panigale R		21	9.163	1'39.459	303,4	1'39.012	303,4	20	270	5
3	7	54	T. RAZGATLIOGLU	TUR	Kawasaki Puccetti Racing	Kawasaki ZX-10RR	IND	21	11.410	1'39.670	298,3	1'40.070	295,9	16	136	9
4	5	12	X. FORES	ESP	Barni Racing Team	Ducati Panigale R	IND	21	11.796	1'39.677	304,2	1'39.590	302,5	13	207	7
5	3	50	E. LAVERTY	IRL	Milwaukee Aprilia	Aprilia RSV4 RF		21	12.441	1'39.578	303,4	1'39.530	305,1	11	145	8
6	4	66	T. SYKES	GBR	Kawasaki Racing Team WorldSBK	Kawasaki ZX-10RR		21	12.690	1'39.838	299,2	1'39.558	301,7	10	283	4
7	6	22	A. LOWES	GBR	Pata Yamaha Official WorldSBK Team	Yamaha YZF R1		21	15.597	1'39.947	299,2	1'39.730	299,2	9	222	6
8	11	60	M. VAN DER MARK	NED	Pata Yamaha Official WorldSBK Team	Yamaha YZF R1		21	16.846	1'39.684	300,0	1'40.343	300,0	8	317	3
9	13	76	L. BAZ	FRA	GULF ALTHEA BMW Racing Team	BMW S 1000 RR		21	28.117	1'40.388	297,5	1'40.352	301,7	7	122	11
10	10	2	L. CAMIER	GBR	Red Bull Honda World Superbike Team	Honda CBR1000RR		21	28.164	1'40.380	303,4	1'40.189	300,0	6	108	12
11	15	51	F. MARINO	FRA	TripleM Honda World Superbike Team	Honda CBR1000RR	IND	21	41.449	1'40.524	302,5	1'41.484	303,4	5	5	23
12	17	40	R. RAMOS	ESP	Team GoEleven Kawasaki	Kawasaki ZX-10RR	IND	21	41.783	1'40.723	295,1	1'41.893	297,5	4	60	16
13	16	77	M. SCHEIB	CHI	MV Agusta Reparto Corse	MV Agusta 1000 F4		21	47.736	1'40.785	297,5	1'41.714	298,3	3	3	25
14	19	16	G. RUIU	ITA	Team Pedercini Racing	Kawasaki ZX-10RR	IND	21	55.986	1'41.255	291,9	1'42.093	294,3	2	2	27
-----Not Classified-----																
RET	8	32	L. SAVADORI	ITA	Milwaukee Aprilia	Aprilia RSV4 RF		15	6 Laps	1'39.968	298,3	1'40.083	303,4		125	10
RET	9	7	C. DAVIES	GBR	Aruba.it Racing - Ducati	Ducati Panigale R		12	9 Laps	1'39.346	302,5	1'40.094	300,0		335	2
RET	14	45	J. GAGNE	USA	Red Bull Honda World Superbike Team	Honda CBR1000RR		6	15 Laps	1'40.367	296,7	1'40.718	298,3		51	17
RET	12	36	L. MERCADO	ARG	Orelac Racing VerdNatura	Kawasaki ZX-10RR	IND	4	17 Laps	1'39.871	295,9	1'40.349	300,8		62	15
RET	18	96	J. SMRZ	CZE	Guandalini Racing	Yamaha YZF R1	IND	0				1'42.041	292,7			

AIR	Humidity:	37%	Temp:	21°C
TRACK	Condition:	Dry	Temp:	35°C

Records	Pole (SP2)	2018	M.Melandri	1'39.012	155,47 Km/h
	Circuit (SP2)	2018	M.Melandri	1'39.012	155,47 Km/h
Race Fastest Lap	(New Record)	Lap 11	J.Rea	1'39.175	155,22 Km/h

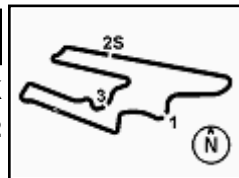
LAP LEADERS				
No. Rider	From	To	Laps	Total
1 J. REA	1	21	21	21

TOTAL LEADER LAPS				
No. Rider	Laps			
1 J. REA	246	50	E. LAVERTY	9
7 C. DAVIES	62	21	M. RINALDI	2
66 T. SYKES	51	25	D. FALZON	1
60 M. VAN DER MARK	41	32	L. SAVADORI	1
22 A. LOWES	34	99	P. JACOBSEN	1
12 X. FORES	17			
33 M. MELANDRI	9			

Start 16:00 End 16:36 The results are provisional until the end of the time limit for protests and appeals and the completion of the technical checks.

13/10/2018
These data/results cannot be reproduced, stored and/or transmitted in whole or in part by any manner of electronic, mechanical, photocopying, recording, broadcasting or otherwise now known or herein after developed without the previous express consent by the copyright owner, except for reproduction in daily press and regular printed publications on sale to the public within 60 days of the event related to those data/results and always provided that copyright symbol appears together as follows below.

© DORNA WSBK ORGANIZATION Srl 2018



Race Highlights

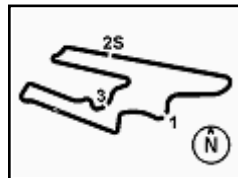
Time	No. Rider	Description
15.43.49	96 Smrz	Technical Problem - Turn 10
15.45.00	96 Smrz	Out
15.57.54		Warm-up Lap Start
16.00.40		Start
16.01.40		No Jump Start
16.07.02	36 Mercado	Crashed - Turn 10
16.07.16	36 Mercado	Re-joined
16.08.03	36 Mercado	Entered Pits
16.11.08	36 Mercado	Retired
16.11.37	45 Gagne	Crashed - Turn 5
16.12.37	45 Gagne	Out
16.21.18		DROPS of RAIN in Sector 3
16.21.40	7 Davies	Crashed - Turn 8
16.23.25	7 Davies	Out
16.25.34		DROPS of RAIN in Sector 4
16.25.46	32 Savadori	Technical Problem
16.26.01	32 Savadori	Entered Pits
16.26.03		DROPS of RAIN in Sectors 3 & 4
16.27.42	32 Savadori	Retired
16.35.34		WorldSBK Winning Manufacturer: Kawasaki
16.36.04		WorldSBK Winning Team: Kawasaki Racing Team WorldSBK
16.36.52		End Of Session

Start End The results are provisional until the end of the time limit for protests and appeals
13/10/2018 16:00 16:36 and the completion of the technical checks.

These data/results cannot be reproduced, stored and/or transmitted in whole or in part by any manner of electronic, mechanical, photocopying, recording, broadcasting or otherwise now known or herein after developed without the previous express consent by the copyright owner, except for reproduction in daily press and regular printed publications on sale to the public within 60 days of the event related to those data/results and always provided that copyright symbol appears together as follows below.

© DORNA WSBK ORGANIZATION Srl 2018





San Juan Villicum Circuit 4.276 m

1 / 4

MOTUL Argentinian Round, 12 - 14 October 2018
World Superbike - Lap Chart Race 1

		Lap																				
	1	2	3	4	5	6	7	8	9	10	11	12	13	14	15	16	17	18	19	20	21	
1	1	1	1	1	1	1	1	1	1	1	1	1	1	1	1	1	1	1	1	1	1	
2	33	33	33	33	33	33	33	33	33	33	33	33	33	33	33	33	33	33	33	33	33	
3	66	66	66	66	50	50	50	50	50	50	50	50	50	54	54	54	54	54	54	54	54	
4	22	22	50	50	66	66	66	66	66	66	66	66	66	54	50	50	50	50	50	50	12	
5	50	50	22	22	22	54	54	54	54	54	54	54	66	66	66	66	12	12	12	50	50	
6	7	7	7	7	54	7	7	7	7	7	7	7	12	12	12	12	66	66	66	66	66	
7	54	54	54	54	7	22	22	22	12	12	12	12	22	22	22	22	22	22	22	22	22	
8	36	12	12	12	12	12	12	12	22	22	22	22	32	60	60	60	60	60	60	60	60	
9	12	36	36	32	32	32	32	32	32	32	32	32	60	32	2	2	2	2	2	2	76	
10	32	32	32	2	60	60	60	60	60	60	60	60	2	2	76	76	76	76	76	76	2	
11	60	60	2	60	45	45	76	76	76	76	76	76	76	76	51	51	51	51	51	51	51	
12	2	2	60	45	76	76	2	2	2	2	2	2	51	51	40	40	40	40	40	40	40	
13	51	45	45	51	51	2	51	51	51	51	51	51	40	40	77	77	77	77	77	77	77	
14	45	51	51	76	2	51	77	77	77	77	77	40	77	77	16	16	16	16	16	16	16	
15	76	76	76	77	77	77	40	40	40	40	40	77	16	16	32							
16	40	40	77	40	40	40	16	16	16	16	16											
17	77	77	40	16	16																	
18	16	16	16	36																		

Final Result		
1	1 J. REA	Laps 21
2	33 M. MELANDRI	9.163
3	54 T. RAZGATLIOGLU	11.410
4	12 X. FORES	11.796
5	50 E. LAVERTY	12.441
6	66 T. SYKES	12.690
7	22 A. LOWES	15.597
8	60 M. VAN DER MARK	16.846
9	76 L. BAZ	28.117
10	2 L. CAMIER	28.164
11	51 F. MARINO	41.449
12	40 R. RAMOS	41.783
13	77 M. SCHEIB	47.736
14	16 G. RUIU	55.986
RET	32 L. SAVADORI	6 Laps
RET	7 C. DAVIES	9 Laps
RET	45 J. GAGNE	15 Laps
RET	36 L. MERCADO	17 Laps
RET	96 J. SMRZ	

13/10/2018

These data/results cannot be reproduced, stored and/or transmitted in whole or in part by any manner of electronic, mechanical, photocopying, recording, broadcasting or otherwise now known or herein after developed without the previous express consent by the copyright owner, except for reproduction in daily press and regular printed publications on sale to the public within 60 days of the event related to those data/results and always provided that copyright symbol appears together as follows below.

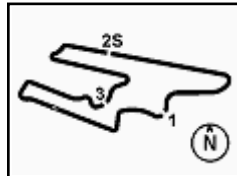
© DORNA WSBK ORGANIZATION Srl 2018

PIRELLI PERUGIA TIMING


Official Tyre Supplier



Official Timekeeper


MOTUL Argentinian Round, 12 - 14 October 2018
World Superbike - Lap Chart Race 1

San Juan Villicum Circuit 4.276 m

2 / 4
Lap 1

1	1	J.Rea	16:02'15.173
2	33	M.Melandri	0.529
3	66	T.Sykes	1.041
4	22	A.Lowes	1.699
5	50	E.Laverty	2.333
6	7	C.Davies	2.587
7	54	T.Razgatlioglu	3.020
8	36	L.Mercado	3.478
9	12	X.Fores	3.551
10	32	L.Savadori	4.172
11	60	M.van der Mark	4.305
12	2	L.Camier	4.586
13	51	F.Marino	4.849
14	45	J.Gagne	4.992
15	76	L.Baz	5.132
16	40	R.Ramos	5.356
17	77	M.Scheib	5.717
18	16	G.Ruiu	6.005

14	76	L.Baz	9.960
15	77	M.Scheib	10.854
16	40	R.Ramos	11.897
17	16	G.Ruiu	14.454
18	36	L.Mercado	1'07.327

12	2	L.Camier	15.496
13	51	F.Marino	16.344
14	77	M.Scheib	18.553
15	40	R.Ramos	20.030
16	16	G.Ruiu	23.437

14	40	R.Ramos	27.320
15	77	M.Scheib	28.515
16	16	G.Ruiu	32.479

Lap 5

1	1	J.Rea	16:08'53.055
2	33	M.Melandri	1.806
3	50	E.Laverty	3.059
4	66	T.Sykes	3.451
5	22	A.Lowes	5.245
6	54	T.Razgatlioglu	5.336
7	7	C.Davies	5.460
8	12	X.Fores	5.624
9	32	L.Savadori	7.884
10	60	M.van der Mark	10.347
11	45	J.Gagne	10.607
12	76	L.Baz	11.403
13	51	F.Marino	11.659
14	2	L.Camier	11.822
15	77	M.Scheib	12.817
16	40	R.Ramos	14.194
17	16	G.Ruiu	16.436

Lap 9

1	1	J.Rea	16:15'30.884
2	33	M.Melandri	2.274
3	50	E.Laverty	5.227
4	66	T.Sykes	5.587
5	54	T.Razgatlioglu	6.738
6	7	C.Davies	7.725
7	12	X.Fores	9.366
8	22	A.Lowes	9.832
9	32	L.Savadori	10.460
10	60	M.van der Mark	12.260
11	76	L.Baz	16.237
12	2	L.Camier	16.385
13	51	F.Marino	17.489
14	77	M.Scheib	20.515
15	40	R.Ramos	21.549
16	16	G.Ruiu	25.556

Lap 13

1	1	J.Rea	16:22'08.899
2	33	M.Melandri	4.068
3	50	E.Laverty	8.194
4	54	T.Razgatlioglu	8.325
5	66	T.Sykes	8.513
6	12	X.Fores	10.822
7	22	A.Lowes	12.389
8	32	L.Savadori	14.103
9	60	M.van der Mark	14.423
10	2	L.Camier	21.193
11	76	L.Baz	21.735
12	51	F.Marino	24.483
13	40	R.Ramos	29.163
14	77	M.Scheib	30.839
15	16	G.Ruiu	34.706

Lap 2

1	1	J.Rea	16:03'54.914
2	33	M.Melandri	0.721
3	66	T.Sykes	1.470
4	22	A.Lowes	2.031
5	50	E.Laverty	2.322
6	7	C.Davies	2.758
7	54	T.Razgatlioglu	3.282
8	12	X.Fores	3.636
9	36	L.Mercado	4.394
10	32	L.Savadori	5.144
11	60	M.van der Mark	5.572
12	2	L.Camier	5.762
13	45	J.Gagne	6.348
14	51	F.Marino	6.536
15	76	L.Baz	6.678
16	40	R.Ramos	7.009
17	77	M.Scheib	7.551
18	16	G.Ruiu	9.002

Lap 6

1	1	J.Rea	16:10'32.466
2	33	M.Melandri	2.147
3	50	E.Laverty	3.520
4	66	T.Sykes	4.089
5	54	T.Razgatlioglu	5.805
6	7	C.Davies	6.175
7	22	A.Lowes	7.109
8	12	X.Fores	7.456
9	32	L.Savadori	8.453
10	60	M.van der Mark	11.133
11	45	J.Gagne	11.563
12	76	L.Baz	12.853
13	2	L.Camier	13.272
14	51	F.Marino	13.788
15	77	M.Scheib	14.588
16	40	R.Ramos	15.853
17	16	G.Ruiu	18.650

Lap 10

1	1	J.Rea	16:17'10.320
2	33	M.Melandri	2.297
3	50	E.Laverty	5.695
4	66	T.Sykes	6.104
5	54	T.Razgatlioglu	6.972
6	7	C.Davies	7.997
7	12	X.Fores	9.707
8	22	A.Lowes	10.753
9	32	L.Savadori	11.306
10	60	M.van der Mark	12.885
11	76	L.Baz	17.189
12	2	L.Camier	17.395
13	51	F.Marino	19.232
14	77	M.Scheib	22.852
15	40	R.Ramos	23.362
16	16	G.Ruiu	27.889

Lap 14

1	1	J.Rea	16:23'48.296
2	33	M.Melandri	4.888
3	54	T.Razgatlioglu	9.639
4	50	E.Laverty	9.895
5	66	T.Sykes	10.199
6	12	X.Fores	11.229
7	22	A.Lowes	13.046
8	60	M.van der Mark	15.410
9	32	L.Savadori	16.988
10	2	L.Camier	22.319
11	76	L.Baz	23.151
12	51	F.Marino	26.603
13	40	R.Ramos	31.380
14	77	M.Scheib	33.915
15	16	G.Ruiu	37.249

Lap 3

1	1	J.Rea	16:05'34.310
2	33	M.Melandri	0.910
3	66	T.Sykes	1.950
4	50	E.Laverty	2.504
5	22	A.Lowes	3.202
6	7	C.Davies	3.593
7	54	T.Razgatlioglu	3.960
8	12	X.Fores	4.278
9	36	L.Mercado	4.869
10	32	L.Savadori	6.084
11	2	L.Camier	7.467
12	60	M.van der Mark	8.060
13	45	J.Gagne	8.257
14	51	F.Marino	8.416
15	76	L.Baz	8.677
16	77	M.Scheib	8.940
17	40	R.Ramos	9.311
18	16	G.Ruiu	11.881

Lap 7

1	1	J.Rea	16:12'11.835
2	33	M.Melandri	2.245
3	50	E.Laverty	4.348
4	66	T.Sykes	4.558
5	54	T.Razgatlioglu	6.334
6	7	C.Davies	7.260
7	22	A.Lowes	7.687
8	12	X.Fores	7.879
9	32	L.Savadori	9.119
10	60	M.van der Mark	11.571
11	76	L.Baz	14.301
12	2	L.Camier	14.465
13	51	F.Marino	14.943
14	77	M.Scheib	16.578
15	40	R.Ramos	18.147
16	16	G.Ruiu	21.377

Lap 11

1	1	J.Rea	16:18'49.495
2	33	M.Melandri	2.765
3	50	E.Laverty	6.610
4	66	T.Sykes	6.852
5	54	T.Razgatlioglu	7.521
6	7	C.Davies	8.439
7	12	X.Fores	10.447
8	22	A.Lowes	11.530
9	32	L.Savadori	12.392
10	60	M.van der Mark	13.754
11	76	L.Baz	18.557
12	2	L.Camier	18.685
13	51	F.Marino	20.977
14	77	M.Scheib	25.165
15	40	R.Ramos	25.438
16	16	G.Ruiu	30.195

Lap 15

1	1	J.Rea	16:25'28.104
2	33	M.Melandri	5.189
3	54	T.Razgatlioglu	10.007
4	50	E.Laverty	10.451
5	66	T.Sykes	11.050
6	12	X.Fores	11.370
7	22	A.Lowes	13.588
8	60	M.van der Mark	15.506
9	2	L.Camier	23.061
10	76	L.Baz	23.916
11	51	F.Marino	29.557
12	40	R.Ramos	33.650
13	77	M.Scheib	36.241
14	16	G.Ruiu	39.652
15	32	L.Savadori	48.056

Lap 4

1	1	J.Rea	16:07'13.782
2	33	M.Melandri	1.281
3	66	T.Sykes	2.570
4	50	E.Laverty	2.692
5	22	A.Lowes	4.060
6	7	C.Davies	4.241
7	54	T.Razgatlioglu	4.378
8	12	X.Fores	4.874
9	32	L.Savadori	7.111
10	2	L.Camier	8.797
11	60	M.van der Mark	8.983
12	45	J.Gagne	9.489
13	51	F.Marino	9.791

Lap 8

1	1	J.Rea	16:13'51.393
2	33	M.Melandri	2.186
3	50	E.Laverty	4.792
4	66	T.Sykes	5.103
5	54	T.Razgatlioglu	6.554
6	7	C.Davies	7.694
7	22	A.Lowes	8.360
8	12	X.Fores	8.644
9	32	L.Savadori	9.983
10	60	M.van der Mark	12.067
11	76	L.Baz	15.177

Lap 12

1	1	J.Rea	16:20'28.949
2	33	M.Melandri	3.252
3	50	E.Laverty	7.474
4	66	T.Sykes	7.722
5	54	T.Razgatlioglu	7.891
6	7	C.Davies	8.331
7	12	X.Fores	10.670
8	22	A.Lowes	12.029
9	32	L.Savadori	13.746
10	60	M.van der Mark	14.222
11	76	L.Baz	20.356
12	2	L.Camier	20.373
13	51	F.Marino	22.715

Lap 16

1	1	J.Rea	16:27'08.320
2	33	M.Melandri	5.113
3	54	T.Razgatlioglu	9.703
4	50	E.Laverty	10.433
5	66	T.Sykes	10.964
6	12	X.Fores	11.122
7	22	A.Lowes	13.722
8	60	M.van der Mark	15.279
9	2	L.Camier	23.820
10	76	L.Baz	24.304
11	51	F.Marino	31.210
12	40	R.Ramos	34.567
13	77	M.Scheib	38.298
14	16	G.Ruiu	41.152

Lap 17

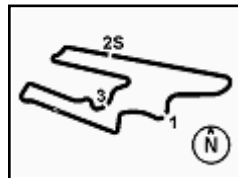
1	1	J.Rea	16:28'48.003
2	33	M.Melandri	5.432

13/10/2018

These data/results cannot be reproduced, stored and/or transmitted in whole or in part by any manner of electronic, mechanical, photocopying, recording, broadcasting or otherwise now known or herein after developed without the previous express consent by the copyright owner, except for reproduction in daily press and regular printed publications on sale to the public within 60 days of the event related to those data/results and always provided that copyright symbol appears together as follows below.

© DORNA WSBK ORGANIZATION Srl 2018




MOTUL Argentinian Round, 12 - 14 October 2018
World Superbike - Lap Chart Race 1

San Juan Villicum Circuit 4.276 m

3 / 4

3	54	T.Razgatioglu	10.186	13	77	M.Scheib	47.736
4	50	E.Lavery	10.859	14	16	G.Ruiu	55.986
5	12	X.Fores	11.225				
6	66	T.Sykes	11.807				
7	22	A.Lowes	14.357				
8	60	M.van der Mark	15.725				
9	2	L.Camier	24.965				
10	76	L.Baz	25.532				
11	51	F.Marino	33.096				
12	40	R.Ramos	35.900				
13	77	M.Scheib	40.909				
14	16	G.Ruiu	43.382				

Lap 18

1	1	J.Rea	16:30'27.749
2	33	M.Melandri	5.832
3	54	T.Razgatioglu	10.676
4	50	E.Lavery	11.598
5	12	X.Fores	11.775
6	66	T.Sykes	12.450
7	22	A.Lowes	14.826
8	60	M.van der Mark	16.228
9	2	L.Camier	25.638
10	76	L.Baz	26.311
11	51	F.Marino	35.205
12	40	R.Ramos	38.391
13	77	M.Scheib	42.934
14	16	G.Ruiu	45.639

Lap 19

1	1	J.Rea	16:32'07.530
2	33	M.Melandri	6.548
3	54	T.Razgatioglu	11.132
4	50	E.Lavery	12.067
5	12	X.Fores	12.217
6	66	T.Sykes	12.734
7	22	A.Lowes	15.462
8	60	M.van der Mark	16.827
9	2	L.Camier	26.687
10	76	L.Baz	27.180
11	51	F.Marino	37.416
12	40	R.Ramos	39.701
13	77	M.Scheib	44.926
14	16	G.Ruiu	49.182

Lap 20

1	1	J.Rea	16:33'47.326
2	33	M.Melandri	7.781
3	54	T.Razgatioglu	11.821
4	12	X.Fores	12.747
5	50	E.Lavery	13.197
6	66	T.Sykes	13.484
7	22	A.Lowes	15.667
8	60	M.van der Mark	17.493
9	2	L.Camier	27.570
10	76	L.Baz	27.887
11	51	F.Marino	39.766
12	40	R.Ramos	40.628
13	77	M.Scheib	46.754
14	16	G.Ruiu	52.612

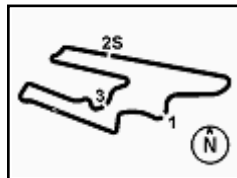
Lap 21

1	1	J.Rea	16:35'28.198
2	33	M.Melandri	9.163
3	54	T.Razgatioglu	11.410
4	12	X.Fores	11.796
5	50	E.Lavery	12.441
6	66	T.Sykes	12.690
7	22	A.Lowes	15.597
8	60	M.van der Mark	16.846
9	76	L.Baz	28.117
10	2	L.Camier	28.164
11	51	F.Marino	41.449
12	40	R.Ramos	41.783

13/10/2018

These data/results cannot be reproduced, stored and/or transmitted in whole or in part by any manner of electronic, mechanical, photocopying, recording, broadcasting or otherwise now known or herein after developed without the previous express consent by the copyright owner, except for reproduction in daily press and regular printed publications on sale to the public within 60 days of the event related to those data/results and always provided that copyright symbol appears together as follows below.

© DORNA WSBK ORGANIZATION Srl 2018


MOTUL Argentinian Round, 12 - 14 October 2018
World Superbike - Lap Chart Race 1

San Juan Villicum Circuit 4.276 m

4 / 4

Race Pace Comparison

	1 Rea	33 Mel	54 Raz	12 For	50 Lav	66 Syk	22 Low	60 vdM	76 Baz	2 Cam	51 Mar	40 Ram	77 Sch	16 Rui
1	1'42.012	1'42.541	1'45.032	1'45.563	1'44.345	1'43.053	1'43.711	1'46.317	1'47.144	1'46.598	1'46.861	1'47.368	1'47.729	1'48.017
2	1'39.741	1'39.933	1'40.003	1'39.826	1'39.730	1'40.170	1'40.073	1'41.008	1'41.287	1'40.917	1'41.428	1'41.394	1'41.575	1'42.738
3	1'39.396	1'39.585	1'40.074	1'40.038	1'39.578	1'39.876	1'40.567	1'41.884	1'41.395	1'41.101	1'41.276	1'41.698	1'40.785	1'42.275
4	1'39.472	1'39.843	1'39.890	1'40.068	1'39.660	1'40.092	1'40.330	1'40.395	1'40.755	1'40.802	1'40.847	1'42.058	1'41.386	1'42.045
5	1'39.273	1'39.798	1'40.231	1'40.023	1'39.640	1'40.154	1'40.458	1'40.637	1'40.716	1'42.298	1'41.141	1'41.570	1'41.236	1'41.255
6	1'39.411	1'39.752	1'39.880	1'41.243	1'39.872	1'40.049	1'41.275	1'40.197	1'40.861	1'40.861	1'41.540	1'41.070	1'41.182	1'41.625
7	1'39.369	1'39.467	1'39.898	1'39.792	1'40.197	1'39.838	1'39.947	1'39.807	1'40.817	1'40.562	1'40.524	1'41.663	1'41.359	1'42.096
8	1'39.558	1'39.499	1'39.778	1'40.323	1'40.002	1'40.103	1'40.231	1'40.054	1'40.434	1'40.589	1'40.959	1'41.441	1'41.533	1'41.618
9	1'39.491	1'39.579	1'39.675	1'40.213	1'39.926	1'39.975	1'40.963	1'39.684	1'40.551	1'40.380	1'40.636	1'41.010	1'41.453	1'41.610
10	1'39.436	1'39.459	1'39.670	1'39.777	1'39.904	1'39.953	1'40.357	1'40.061	1'40.388	1'40.446	1'41.179	1'41.249	1'41.773	1'41.769
11	1'39.175	1'39.643	1'39.724	1'39.915	1'40.090	1'39.923	1'39.952	1'40.044	1'40.543	1'40.465	1'40.920	1'41.251	1'41.488	1'41.481
12	1'39.454	1'39.941	1'39.824	1'39.677	1'40.318	1'40.324	1'39.953	1'39.922	1'41.253	1'41.142	1'41.192	1'41.336	1'42.804	1'41.738
13	1'39.950	1'40.766	1'40.384	1'40.102	1'40.670	1'40.741	1'40.310	1'40.151	1'41.329	1'40.770	1'41.718	1'41.793	1'42.274	1'42.177
14	1'39.397	1'40.217	1'40.711	1'39.804	1'41.098	1'41.083	1'40.054	1'40.384	1'40.813	1'40.523	1'41.517	1'41.614	1'42.473	1'41.940
15	1'39.808	1'40.109	1'40.176	1'39.949	1'40.364	1'40.659	1'40.350	1'39.904	1'40.573	1'40.550	1'42.762	1'42.078	1'42.134	1'42.211
16	1'40.216	1'40.140	1'39.912	1'39.968	1'40.198	1'40.130	1'40.350	1'39.989	1'40.604	1'40.975	1'41.869	1'41.133	1'42.273	1'41.716
17	1'39.683	1'40.002	1'40.166	1'39.786	1'40.109	1'40.526	1'40.318	1'40.129	1'40.911	1'40.828	1'41.569	1'41.016	1'42.294	1'41.913
18	1'39.746	1'40.146	1'40.236	1'40.296	1'40.485	1'40.389	1'40.215	1'40.249	1'40.525	1'40.419	1'41.855	1'42.237	1'41.771	1'42.003
19	1'39.781	1'40.497	1'40.237	1'40.223	1'40.250	1'40.065	1'40.417	1'40.380	1'40.650	1'40.830	1'41.992	1'41.091	1'41.773	1'43.324
20	1'39.796	1'41.029	1'40.485	1'40.326	1'40.926	1'40.546	1'40.001	1'40.462	1'40.503	1'40.679	1'42.146	1'40.723	1'41.624	1'43.226
21	1'40.872	1'42.254	1'40.461	1'39.921	1'40.116	1'40.078	1'40.802	1'40.225	1'41.102	1'41.466	1'42.555	1'42.027	1'41.854	1'44.246

	32 Sav	7 Dav	45 Gag	36 Mer
1	1'46.184	1'44.599	1'47.004	1'45.490
2	1'40.713	1'39.912	1'41.097	1'40.657
3	1'40.336	1'40.231	1'41.305	1'39.871
4	1'40.499	1'40.120	1'40.704	2'41.930
5	1'40.046	1'40.492	1'40.391	
6	1'39.980	1'40.126	1'40.367	
7	1'40.035	1'40.454		
8	1'40.422	1'39.992		
9	1'39.968	1'39.522		
10	1'40.282	1'39.708		
11	1'40.261	1'39.617		
12	1'40.808	1'39.346		
13	1'40.307			
14	1'42.282			
15	2'10.876			

13/10/2018

These data/results cannot be reproduced, stored and/or transmitted in whole or in part by any manner of electronic, mechanical, photocopying, recording, broadcasting or otherwise now known or herein after developed without the previous express consent by the copyright owner, except for reproduction in daily press and regular printed publications on sale to the public within 60 days of the event related to those data/results and always provided that copyright symbol appears together as follows below.

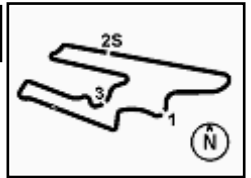
© DORNA WSBK ORGANIZATION Srl 2018

FICR PERUGIA TIMING


Official Tyre Supplier



Official Timekeeper



MOTUL Argentinian Round, 12 - 14 October 2018 World Superbike - Best Sectors & Speed Race 1

San Juan Villicum Circuit 4.276 m

RESULTS

1	1 J. REA	Kawasaki ZX-10RR	Laps 21
2	33 M. MELANDRI	Ducati Panigale R	9.163
3	54 T. RAZGATLIOGLU	Kawasaki ZX-10RR	11.410
4	12 X. FORES	Ducati Panigale R	11.796
5	50 E. LAVERTY	Aprilia RSV4 RF	12.441
6	66 T. SYKES	Kawasaki ZX-10RR	12.690
7	22 A. LOWES	Yamaha YZF R1	15.597
8	60 M. VAN DER MARK	Yamaha YZF R1	16.846
9	76 L. BAZ	BMW S 1000 RR	28.117
10	2 L. CAMIER	Honda CBR1000RR	28.164
11	51 F. MARINO	Honda CBR1000RR	41.449
12	40 R. RAMOS	Kawasaki ZX-10RR	41.783
13	77 M. SCHEIB	MV Agusta 1000 F4	47.736
14	16 G. RUIU	Kawasaki ZX-10RR	55.986
RET	32 L. SAVADORI	Aprilia RSV4 RF	6 Laps
RET	7 C. DAVIES	Ducati Panigale R	9 Laps
RET	45 J. GAGNE	Honda CBR1000RR	15 Laps
RET	36 L. MERCADO	Kawasaki ZX-10RR	17 Laps
RET	96 J. SMRZ	Yamaha YZF R1	

SPEED

1	12 X. FORES	Ducati Panigale R	304,2
2	2 L. CAMIER	Honda CBR1000RR	303,4
3	50 E. LAVERTY	Aprilia RSV4 RF	303,4
4	33 M. MELANDRI	Ducati Panigale R	303,4
5	51 F. MARINO	Honda CBR1000RR	302,5
6	7 C. DAVIES	Ducati Panigale R	302,5
7	1 J. REA	Kawasaki ZX-10RR	300,8
8	60 M. VAN DER MARK	Yamaha YZF R1	300,0
9	22 A. LOWES	Yamaha YZF R1	299,2
10	66 T. SYKES	Kawasaki ZX-10RR	299,2
11	54 T. RAZGATLIOGLU	Kawasaki ZX-10RR	298,3
12	32 L. SAVADORI	Aprilia RSV4 RF	298,3
13	77 M. SCHEIB	MV Agusta 1000 F4	297,5
14	76 L. BAZ	BMW S 1000 RR	297,5
15	45 J. GAGNE	Honda CBR1000RR	296,7
16	36 L. MERCADO	Kawasaki ZX-10RR	295,9
17	40 R. RAMOS	Kawasaki ZX-10RR	295,1
18	16 G. RUIU	Kawasaki ZX-10RR	291,9

SEG. 1

1	36 L. MERCADO	21.596
2	54 T. RAZGATLIOGLU	21.626
3	1 J. REA	21.630
4	22 A. LOWES	21.647
5	7 C. DAVIES	21.647
6	60 M. VAN DER MARK	21.656
7	50 E. LAVERTY	21.677
8	12 X. FORES	21.713
9	32 L. SAVADORI	21.768
10	33 M. MELANDRI	21.821
11	40 R. RAMOS	21.824
12	66 T. SYKES	21.827
13	76 L. BAZ	21.833
14	45 J. GAGNE	21.901
15	2 L. CAMIER	21.933
16	51 F. MARINO	21.946
17	77 M. SCHEIB	21.976
18	16 G. RUIU	22.113

SEG. 2

1	12 X. FORES	25.642
2	33 M. MELANDRI	25.646
3	50 E. LAVERTY	25.651
4	1 J. REA	25.685
5	7 C. DAVIES	25.697
6	45 J. GAGNE	25.762
7	51 F. MARINO	25.809
8	66 T. SYKES	25.847
9	32 L. SAVADORI	25.851
10	60 M. VAN DER MARK	25.885
11	76 L. BAZ	25.890
12	22 A. LOWES	25.895
13	54 T. RAZGATLIOGLU	25.927
14	77 M. SCHEIB	25.959
15	36 L. MERCADO	25.964
16	2 L. CAMIER	25.966
17	40 R. RAMOS	26.090
18	16 G. RUIU	26.289

SEG. 3

1	1 J. REA	25.504
2	7 C. DAVIES	25.527
3	33 M. MELANDRI	25.602
4	12 X. FORES	25.635
5	54 T. RAZGATLIOGLU	25.703
6	66 T. SYKES	25.715
7	32 L. SAVADORI	25.731
8	22 A. LOWES	25.788
9	50 E. LAVERTY	25.789
10	60 M. VAN DER MARK	25.792
11	76 L. BAZ	25.798
12	2 L. CAMIER	25.831
13	36 L. MERCADO	25.901
14	45 J. GAGNE	25.982
15	77 M. SCHEIB	26.010
16	51 F. MARINO	26.017
17	40 R. RAMOS	26.079
18	16 G. RUIU	26.095

SEG. 4

1	54 T. RAZGATLIOGLU	26.172
2	33 M. MELANDRI	26.185
3	1 J. REA	26.193
4	60 M. VAN DER MARK	26.230
5	66 T. SYKES	26.238
6	50 E. LAVERTY	26.239
7	12 X. FORES	26.276
8	76 L. BAZ	26.309
9	22 A. LOWES	26.343
10	2 L. CAMIER	26.355
11	7 C. DAVIES	26.370
12	32 L. SAVADORI	26.401
13	36 L. MERCADO	26.410
14	45 J. GAGNE	26.458
15	40 R. RAMOS	26.491
16	51 F. MARINO	26.499
17	77 M. SCHEIB	26.589
18	16 G. RUIU	26.621

13/10/2018

These data/results cannot be reproduced, stored and/or transmitted in whole or in part by any manner of electronic, mechanical, photocopying, recording, broadcasting or otherwise now known or herein after developed without the previous express consent by the copyright owner, except for reproduction in daily press and regular printed publications on sale to the public within 60 days of the event related to those data/results and always provided that copyright symbol appears together as follows below.

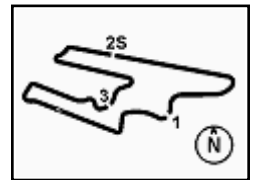
© DORNA WSBK ORGANIZATION Srl 2018

FICR PERUGIA TIMING


Official Tyre Supplier



Official Timekeeper



MOTUL Argentinian Round, 12 - 14 October 2018

World Superbike - Chronological Analysis Race 1

San Juan Villicum Circuit 4.276 m

Start at 16:00'33.161

1 / 4

1° 1 J. REA (1'39.175)							
Lap	Seg.1	Seg.2	Seg.3	Seg.4	Lap Time	km/h	Local Time
1		26.023	25.729	26.365	1'42.012	297,5	16:02'15.173
2	21.867	25.836	25.698	26.340	1'39.741	300,8	16:03'54.914
3	21.716	25.828	25.659	26.193	1'39.396	297,5	16:05'34.310
4	21.674	26.043	25.515	26.240	1'39.472	297,5	16:07'13.782
5	21.709	25.768	25.573	26.223	1'39.273	298,3	16:08'53.055
6	21.655	25.792	25.571	26.393	1'39.411	297,5	16:10'32.466
7	21.714	25.755	25.634	26.266	1'39.369	298,3	16:12'11.835
8	21.676	25.789	25.791	26.302	1'39.558	296,7	16:13'51.393
9	21.701	25.801	25.667	26.322	1'39.491	298,3	16:15'30.884
10	21.736	25.805	25.677	26.218	1'39.436	298,3	16:17'10.320
11	21.630	25.685	25.504	26.356	1'39.175	297,5	16:18'49.495
12	21.673	25.850	25.722	26.209	1'39.454	300,0	16:20'28.949
13	21.786	25.995	25.627	26.542	1'39.950	295,9	16:22'08.899
14	21.657	25.797	25.720	26.223	1'39.397	298,3	16:23'48.296
15	21.662	25.888	25.866	26.392	1'39.808	298,3	16:25'28.104
16	21.717	25.858	25.787	26.854	1'40.216	296,7	16:27'08.320
17	21.669	25.940	25.679	26.395	1'39.683	297,5	16:28'48.003
18	21.812	25.885	25.728	26.321	1'39.746	295,9	16:30'27.749
19	21.691	25.970	25.732	26.388	1'39.781	295,9	16:32'07.530
20	21.751	25.894	25.805	26.346	1'39.796	295,1	16:33'47.326
21	21.709	25.811	25.654	27.698	1'40.872	298,3	16:35'28.198
Race Time 34'55.037							

2° 33 M. MELANDRI (1'39.459)							
Lap	Seg.1	Seg.2	Seg.3	Seg.4	Lap Time	km/h	Local Time
1		25.769	26.126	26.261	1'42.541	294,3	16:02'15.702
2	22.037	25.670	25.863	26.363	1'39.933	301,7	16:03'55.635
3	21.969	25.654	25.777	26.185	1'39.585	300,8	16:05'35.220
4	21.996	25.752	25.741	26.354	1'39.843	302,5	16:07'15.063
5	22.021	25.704	25.806	26.267	1'39.798	302,5	16:08'54.861
6	21.973	25.646	25.835	26.298	1'39.752	301,7	16:10'34.613
7	21.873	25.646	25.642	26.306	1'39.467	302,5	16:12'14.800
8	21.826	25.686	25.716	26.271	1'39.499	299,2	16:13'53.579
9	21.987	25.734	25.650	26.208	1'39.579	301,7	16:15'33.158
10	21.853	25.666	25.602	26.338	1'39.459	301,7	16:17'12.617
11	21.821	25.718	25.608	26.496	1'39.643	300,8	16:18'52.260
12	21.886	25.810	25.791	26.454	1'39.941	303,4	16:20'32.201
13	22.096	25.824	26.310	26.536	1'40.766	298,3	16:22'12.967
14	21.892	25.740	26.124	26.461	1'40.217	298,3	16:23'53.184
15	22.034	25.791	25.839	26.445	1'40.109	299,2	16:25'33.293
16	21.882	25.816	25.969	26.473	1'40.140	298,3	16:27'13.433
17	21.913	25.781	25.843	26.465	1'40.002	298,3	16:28'53.435
18	21.923	25.899	25.904	26.420	1'40.146	295,9	16:30'33.581
19	22.072	25.969	25.990	26.466	1'40.497	298,3	16:32'14.078
20	22.014	26.137	26.195	26.683	1'41.029	294,3	16:33'55.107
21	22.384	26.125	26.449	27.296	1'42.254	295,9	16:35'37.361
Race Time 35'04.200							

3° 54 T. RAZGATLIOGLU (1'39.670)							
Lap	Seg.1	Seg.2	Seg.3	Seg.4	Lap Time	km/h	Local Time
1		26.688	26.497	26.375	1'45.032	295,9	16:02'18.193
2	21.805	26.159	25.805	26.234	1'40.003	294,3	16:03'58.196
3	21.754	26.078	26.009	26.233	1'40.074	291,1	16:05'38.270
4	21.825	26.032	25.707	26.326	1'39.890	295,1	16:07'18.160
5	21.685	25.927	25.850	26.769	1'40.231	298,3	16:08'58.391
6	21.735	26.019	25.748	26.378	1'39.880	292,7	16:10'38.271
7	21.626	26.028	25.923	26.321	1'39.898	291,9	16:12'18.169
8	21.647	26.091	25.798	26.242	1'39.778	291,1	16:13'57.947
9	21.635	26.015	25.853	26.172	1'39.675	291,9	16:15'37.622
10	21.734	25.961	25.738	26.237	1'39.670	291,9	16:17'17.292
11	21.753	25.981	25.739	26.251	1'39.724	294,3	16:18'57.016
12	21.734	26.070	25.771	26.249	1'39.824	294,3	16:20'36.840
13	21.744	26.011	26.050	26.579	1'40.384	294,3	16:22'17.224
14	21.878	26.225	25.992	26.616	1'40.711	291,9	16:23'57.935

15	21.797	26.091	25.973	26.315	1'40.176	291,1	16:25'38.111
16	21.677	26.086	25.754	26.395	1'39.912	291,1	16:27'18.023
17	21.806	26.233	25.703	26.424	1'40.166	291,9	16:28'58.189
18	21.748	26.170	25.827	26.491	1'40.236	288,8	16:30'38.425
19	21.758	26.157	25.869	26.453	1'40.237	291,9	16:32'18.662
20	21.902	26.231	25.938	26.414	1'40.485	289,5	16:33'59.147
21	21.926	26.204	25.872	26.459	1'40.461	293,5	16:35'39.608
Race Time 35'06.447							

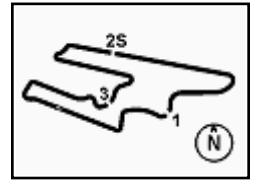
4° 12 X. FORES (1'39.677)							
Lap	Seg.1	Seg.2	Seg.3	Seg.4	Lap Time	km/h	Local Time
1		26.760	26.979	26.568	1'45.563	277,6	16:02'18.724
2	21.769	25.802	25.949	26.306	1'39.826	291,1	16:03'58.550
3	21.833	25.642	26.189	26.374	1'40.038	288,8	16:05'38.588
4	21.958	25.656	25.979	26.475	1'40.068	282,0	16:07'18.656
5	21.936	25.767	25.791	26.529	1'40.023	295,1	16:08'58.679
6	22.077	25.944	26.635	26.587	1'41.243	283,5	16:10'39.922
7	21.878	25.688	25.875	26.351	1'39.792	300,8	16:12'19.714
8	21.937	25.751	26.358	26.277	1'40.323	297,5	16:14'00.037
9	22.090	25.643	26.032	26.448	1'40.213	304,2	16:15'40.250
10	21.829	25.846	25.769	26.333	1'39.777	297,5	16:17'20.027
11	21.919	25.839	25.769	26.388	1'39.915	298,3	16:18'59.942
12	21.799	25.841	25.712	26.325	1'39.677	299,2	16:20'39.619
13	21.957	25.942	25.852	26.351	1'40.102	295,9	16:22'19.721
14	21.713	25.913	25.902	26.276	1'39.804	297,5	16:23'59.525
15	21.958	25.816	25.799	26.376	1'39.949	297,5	16:25'39.474
16	21.982	25.654	26.037	26.295	1'39.968	288,8	16:27'19.442
17	21.920	25.837	25.635	26.394	1'39.786	299,2	16:28'59.228
18	21.924	25.792	26.245	26.335	1'40.296	294,3	16:30'39.524
19	21.889	25.860	26.103	26.371	1'40.223	295,1	16:32'19.747
20	22.293	25.864	25.812	26.357	1'40.326	295,9	16:34'00.073
21	21.990	25.743	25.818	26.370	1'39.921	298,3	16:35'39.994
Race Time 35'06.833							

5° 50 E. LAVERTY (1'39.578)							
Lap	Seg.1	Seg.2	Seg.3	Seg.4	Lap Time	km/h	Local Time
1		26.578	26.254	26.276	1'44.345	291,1	16:02'17.506
2	21.788	25.728	25.920	26.294	1'39.730	300,0	16:03'57.236
3	21.761	25.708	25.789	26.320	1'39.578	300,8	16:05'36.814
4	21.677	25.652	26.086	26.245	1'39.660	297,5	16:07'16.474
5	21.912	25.651	25.838	26.239	1'39.640	303,4	16:08'56.114
6	21.796	25.786	26.014	26.276	1'39.872	299,2	16:10'35.986
7	21.885	25.793	26.074	26.445	1'40.197	299,2	16:12'16.183
8	21.839	25.790	25.980	26.393	1'40.002	300,8	16:13'56.185
9	21.787	25.772	25.997	26.370	1'39.926	301,7	16:15'36.111
10	21.827	25.779	25.978	26.320	1'39.904	300,0	16:17'16.015
11	21.865	25.842	25.964	26.419	1'40.090	300,0	16:18'56.105
12	21.926	25.899	26.101	26.392	1'40.318	302,5	16:20'36.423
13	21.964	25.902	26.214	26.590	1'40.670	299,2	16:22'17.093
14	22.301	25.826	26.363	26.608	1'41.098	300,0	16:23'58.191
15	22.120	25.784	26.142	26.318	1'40.364	297,5	16:25'38.555
16	21.974	25.837	25.985	26.402	1'40.198	300,8	16:27'18.753
17	21.962	25.870	25.988	26.289	1'40.109	299,2	16:28'58.862
18	22.026	25.914	26.167	26.378	1'40.485	295,9	16:30'39.347
19	21.905	25.861	26.120	26.364	1'40.250	300,0	16:32'19.597
20	22.753	25.871	26.026	26.276	1'40.926	297,5	16:34'00.523
21	21.913	25.696	26.128	26.379	1'40.116	300,8	16:35'40.639
Race Time 35'07.478							

6° 66 T. SYKES (1'39.838)							
Lap	Seg.1	Seg.2	Seg.3	Seg.4	Lap Time	km/h	Local Time
1		26.167	25.904	26.447	1'43.053	298,3	16:02'16.214
2	21.910	25.952	25.970	26.338	1'40.170	295,9	16:03'56.384
3	21.844	25.968	25.779	26.285	1'39.876	295,9	16:05'36.260
4	21.868	26.028	25.810	26.386	1'40.092	295,1	16:07'16.352
5	21.874	25.897	25.923	26.460	1'40.154	290,3	16:08'56.506
6	21.827	25.927	25.866	26.429	1'40.049	297,5	16:10'36.555

13/10/2018

P = Pits



MOTUL Argentinian Round, 12 - 14 October 2018

World Superbike - Chronological Analysis Race 1

San Juan Villicum Circuit 4.276 m

Start at 16:00'33.161

2 / 4

Lap	Seg.1	Seg.2	Seg.3	Seg.4	Lap Time	km/h	Local Time
7	21.851	25.851	25.767	26.369	1'39.838	298,3	16:12'16.393
8	22.067	25.847	25.755	26.434	1'40.103	298,3	16:13'56.496
9	21.924	25.926	25.787	26.338	1'39.975	299,2	16:15'36.471
10	21.986	25.880	25.753	26.334	1'39.953	296,7	16:17'16.424
11	21.862	25.983	25.715	26.363	1'39.923	299,2	16:18'56.347
12	21.966	25.952	25.943	26.463	1'40.324	298,3	16:20'36.671
13	22.232	25.998	26.021	26.490	1'40.741	298,3	16:22'17.412
14	22.181	25.928	26.231	26.743	1'41.083	290,3	16:23'58.495
15	22.084	26.034	25.925	26.616	1'40.659	296,7	16:25'39.154
16	21.944	25.974	25.781	26.431	1'40.130	297,5	16:27'19.284
17	21.944	26.055	26.029	26.498	1'40.526	278,4	16:28'59.810
18	22.025	26.047	26.079	26.238	1'40.389	295,1	16:30'40.199
19	21.890	25.982	25.905	26.288	1'40.065	295,9	16:32'20.264
20	22.292	25.971	25.951	26.332	1'40.546	297,5	16:34'00.810
21	21.939	25.885	25.806	26.448	1'40.078	298,3	16:35'40.888

Race Time 35'07.727

9°		76 L. BAZ (1'40.388)					
Lap	Seg.1	Seg.2	Seg.3	Seg.4	Lap Time	km/h	Local Time
1		27.096	26.831	26.978	1'47.144	276,2	16:02'20.305
2	22.337	26.004	26.282	26.664	1'41.287	291,9	16:04'01.592
3	22.698	26.059	25.798	26.840	1'41.395	295,9	16:05'42.987
4	22.052	26.194	26.078	26.431	1'40.755	297,5	16:07'23.742
5	21.998	25.890	26.198	26.630	1'40.716	292,7	16:09'04.458
6	22.008	26.034	26.237	26.582	1'40.861	293,5	16:10'45.319
7	22.015	26.238	26.010	26.554	1'40.817	295,1	16:12'26.136
8	21.865	26.223	25.924	26.422	1'40.434	293,5	16:14'06.570
9	22.048	26.103	25.955	26.445	1'40.551	294,3	16:15'47.121
10	21.851	26.145	25.878	26.514	1'40.388	293,5	16:17'27.509
11	21.833	26.114	25.942	26.654	1'40.543	295,1	16:19'08.052
12	22.024	26.446	26.142	26.641	1'41.253	291,1	16:20'49.305
13	22.334	26.260	26.077	26.658	1'41.329	291,1	16:22'30.634
14	22.166	26.166	26.098	26.383	1'40.813	294,3	16:24'11.447
15	21.898	26.186	25.961	26.528	1'40.573	294,3	16:25'52.020
16	21.982	26.095	25.984	26.543	1'40.604	291,9	16:27'32.624
17	22.145	26.180	26.151	26.435	1'40.911	294,3	16:29'13.535
18	22.113	26.119	25.984	26.309	1'40.525	291,9	16:30'54.060
19	22.060	26.108	25.991	26.491	1'40.650	293,5	16:32'34.710
20	22.032	26.008	26.044	26.419	1'40.503	294,3	16:34'15.213
21	22.028	25.990	26.110	26.974	1'41.102	295,1	16:35'56.315

Race Time 35'23.154

7°		22 A. LOWES (1'39.947)					
Lap	Seg.1	Seg.2	Seg.3	Seg.4	Lap Time	km/h	Local Time
1		26.036	26.107	26.408	1'43.711	296,7	16:02'16.872
2	21.647	25.970	26.057	26.399	1'40.073	295,1	16:03'56.945
3	21.776	26.006	26.265	26.520	1'40.567	290,3	16:05'37.512
4	21.880	25.952	25.965	26.533	1'40.330	295,9	16:07'17.842
5	21.781	25.902	25.963	26.812	1'40.458	298,3	16:08'58.300
6	22.040	26.205	26.547	26.483	1'41.275	285,7	16:10'39.575
7	21.678	25.895	26.015	26.359	1'39.947	297,5	16:12'19.522
8	21.887	26.036	25.962	26.346	1'40.231	296,7	16:13'59.753
9	21.667	25.949	26.648	26.699	1'40.963	298,3	16:15'40.716
10	21.857	26.083	25.906	26.511	1'40.357	296,7	16:17'21.073
11	21.739	25.970	25.788	26.455	1'39.952	297,5	16:19'01.025
12	21.782	25.962	25.866	26.343	1'39.953	299,2	16:20'40.978
13	21.802	26.067	25.936	26.505	1'40.310	296,7	16:22'21.288
14	21.806	26.008	25.881	26.359	1'40.054	297,5	16:24'01.342
15	21.731	26.047	26.067	26.505	1'40.350	295,1	16:25'41.692
16	21.867	26.018	25.957	26.508	1'40.350	296,7	16:27'22.042
17	21.688	25.980	25.986	26.664	1'40.318	298,3	16:29'02.360
18	21.740	26.069	26.048	26.358	1'40.215	295,9	16:30'42.575
19	21.766	26.142	26.041	26.468	1'40.417	297,5	16:32'22.992
20	21.657	26.009	25.964	26.371	1'40.001	297,5	16:34'02.993
21	21.879	26.088	26.181	26.654	1'40.802	297,5	16:35'43.795

Race Time 35'10.634

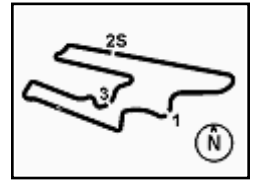
10°		2 L. CAMIER (1'40.380)					
Lap	Seg.1	Seg.2	Seg.3	Seg.4	Lap Time	km/h	Local Time
1		26.497	27.195	26.958	1'46.598	276,2	16:02'19.759
2	22.266	26.061	25.969	26.621	1'40.917	303,4	16:04'00.676
3	22.131	26.190	26.095	26.685	1'41.101	298,3	16:05'41.777
4	22.105	26.154	26.002	26.541	1'40.802	296,7	16:07'22.579
5	22.157	26.101	27.131	26.909	1'42.298	300,0	16:09'04.877
6	22.339	25.985	26.095	26.442	1'40.861	298,3	16:10'45.738
7	22.036	26.159	25.983	26.384	1'40.562	300,8	16:12'26.300
8	22.022	26.241	25.866	26.460	1'40.589	298,3	16:14'06.889
9	22.043	25.966	25.889	26.482	1'40.380	300,0	16:15'47.269
10	22.019	26.049	25.882	26.496	1'40.446	298,3	16:17'27.715
11	21.933	25.987	25.991	26.554	1'40.465	296,7	16:19'08.180
12	22.081	26.259	26.362	26.440	1'41.142	290,3	16:20'49.322
13	22.103	26.146	25.932	26.589	1'40.770	296,7	16:22'30.092
14	22.139	26.078	25.912	26.394	1'40.523	298,3	16:24'10.615
15	22.085	26.153	25.836	26.476	1'40.550	298,3	16:25'51.165
16	22.020	26.241	26.163	26.551	1'40.975	296,7	16:27'32.140
17	22.193	26.283	25.894	26.458	1'40.828	295,9	16:29'12.968
18	22.007	26.112	25.945	26.355	1'40.419	296,7	16:30'53.387
19	22.057	26.280	26.600	26.433	1'40.830	295,9	16:32'34.217
20	22.090	26.130	25.831	26.628	1'40.679	296,7	16:34'14.896
21	22.175	26.042	26.083	27.166	1'41.466	298,3	16:35'56.362

Race Time 35'23.201

8°		60 M. VAN DER MARK (1'39.684)					
Lap	Seg.1	Seg.2	Seg.3	Seg.4	Lap Time	km/h	Local Time
1		26.348	27.042	26.865	1'46.317	270,7	16:02'19.478
2	22.206	25.979	26.247	26.576	1'41.008	299,2	16:04'00.486
3	21.954	26.038	27.027	26.865	1'41.884	299,2	16:05'42.370
4	21.888	26.074	26.090	26.343	1'40.395	300,0	16:07'22.765
5	22.033	26.061	26.141	26.402	1'40.637	298,3	16:09'03.402
6	21.709	26.022	26.058	26.408	1'40.197	295,1	16:10'43.599
7	21.709	25.925	25.854	26.319	1'39.807	296,7	16:12'23.406
8	21.806	26.049	25.925	26.274	1'40.054	295,9	16:14'03.460
9	21.656	25.885	25.864	26.279	1'39.684	296,7	16:15'43.144
10	21.747	26.064	25.983	26.267	1'40.061	295,9	16:17'23.205
11	21.705	26.102	25.926	26.311	1'40.044	296,7	16:19'03.249
12	21.773	25.935	25.914	26.300	1'39.922	297,5	16:20'43.171
13	21.802	25.975	26.040	26.334	1'40.151	296,7	16:22'23.322
14	21.833	25.931	26.341	26.279	1'40.384	288,8	16:24'03.706
15	21.756	26.005	25.913	26.230	1'39.904	295,1	16:25'43.610
16	21.806	25.982	25.912	26.289	1'39.989	295,9	16:27'23.599
17	21.856	26.077	25.792	26.404	1'40.129	294,3	16:29'03.728
18	21.819	26.178	25.981	26.271	1'40.249	294,3	16:30'43.977
19	21.809	26.241	25.957	26.373	1'40.380	293,5	16:32'24.357
20	21.857	26.074	26.060	26.471	1'40.462	295,1	16:34'04.819
21	21.808	25.953	26.065	26.399	1'40.225	296,7	16:35'45.044

Race Time 35'11.883

11°		51 F. MARINO (1'40.524)					
Lap	Seg.1	Seg.2	Seg.3	Seg.4	Lap Time	km/h	Local Time
1		26.625	26.834	26.831	1'46.861	293,5	16:02'20.022
2	22.252	25.856	26.394	26.926	1'41.428	296,7	16:04'01.450
3	22.050	25.813	26.279	27.134	1'41.276	302,5	16:05'42.726
4	22.095	25.809	26.379	26.564	1'40.847	302,5	16:07'23.573
5	21.979	25.871	26.311	26.980	1'41.141	293,5	16:09'04.714
6	22.371	26.141	26.471	26.557	1'41.540	288,0	16:10'46.254
7	21.996	25.872	26.157	26.499	1'40.524	298,3	16:12'26.778
8	21.966	26.013	26.282	26.698	1'40.959	295,1	16:14'07.737
9	21.976	26.052	26.017	26.591	1'40.636	295,1	16:15'48.373
10	22.226	26.190	26.068	26.695	1'41.179	295,1	16:17'29.552
11	21.970	26.134	26.211	26.605	1'40.920	298,3	16:19'10.472
12	21.946	26.192	26.182	26.872	1'41.192	298,3	16:20'51.664
13	22.015	26.208					



MOTUL Argentinian Round, 12 - 14 October 2018

World Superbike - Chronological Analysis Race 1

San Juan Villicum Circuit 4.276 m

Start at 16:00'33.161

3 / 4

15	22.132	26.078	27.653	26.899	1'42.762	294,3	16:25'57.661	7	22.520	26.424	26.378	26.774	1'42.096	289,5	16:12'33.212
16	22.160	26.286	26.603	26.820	1'41.869	294,3	16:27'39.530	8	22.214	26.420	26.272	26.712	1'41.618	288,0	16:14'14.830
17	22.173	26.227	26.329	26.840	1'41.569	292,7	16:29'21.099	9	22.194	26.408	26.279	26.729	1'41.610	289,5	16:15'56.440
18	22.254	26.246	26.542	26.813	1'41.855	290,3	16:31'02.954	10	22.409	26.455	26.284	26.621	1'41.769	286,5	16:17'38.209
19	22.305	26.403	26.290	26.994	1'41.992	295,9	16:32'44.946	11	22.231	26.398	26.095	26.757	1'41.481	290,3	16:19'19.690
20	22.207	26.317	26.468	27.154	1'42.146	294,3	16:34'27.092	12	22.292	26.420	26.172	26.854	1'41.738	291,9	16:21'01.428
21	22.569	26.401	26.425	27.160	1'42.555	295,9	16:36'09.647	13	22.326	26.526	26.501	26.824	1'42.177	291,9	16:22'43.605
Race Time 35'36.486															

12° 40 R. RAMOS (1'40.723)

Lap	Seg.1	Seg.2	Seg.3	Seg.4	Lap Time	km/h	Local Time
1		26.797	27.370	26.890	1'47.368	283,5	16:02'20.529
2	22.337	26.124	26.240	26.693	1'41.394	295,1	16:04'01.923
3	22.499	26.104	26.567	26.528	1'41.698	294,3	16:05'43.621
4	22.173	26.283	26.371	27.231	1'42.058	291,9	16:07'25.679
5	22.407	26.228	26.254	26.681	1'41.570	290,3	16:09'07.249
6	22.069	26.221	26.289	26.491	1'41.070	289,5	16:10'48.319
7	22.029	26.090	26.613	26.931	1'41.663	291,9	16:12'29.982
8	21.927	26.575	26.233	26.706	1'41.441	288,0	16:14'11.423
9	21.936	26.243	26.240	26.591	1'41.010	285,0	16:15'52.433
10	22.110	26.346	26.189	26.604	1'41.249	288,8	16:17'33.682
11	21.963	26.212	26.360	26.716	1'41.251	293,5	16:19'14.933
12	22.154	26.338	26.191	26.653	1'41.336	290,3	16:20'56.269
13	22.022	26.283	26.499	26.989	1'41.793	288,0	16:22'38.062
14	22.042	26.341	26.481	26.750	1'41.614	288,0	16:24'19.676
15	22.187	26.316	26.586	26.989	1'42.078	289,5	16:26'01.754
16	22.012	26.292	26.167	26.662	1'41.133	288,8	16:27'42.887
17	21.926	26.236	26.301	26.553	1'41.016	285,0	16:29'23.903
18	22.058	26.464	26.337	27.378	1'42.237	287,2	16:31'06.140
19	21.900	26.268	26.287	26.636	1'41.091	288,8	16:32'47.231
20	21.824	26.232	26.079	26.588	1'40.723	288,0	16:34'27.954
21	22.134	26.110	26.541	27.242	1'42.027	291,9	16:36'09.981
Race Time 35'36.820							

RET 32 L. SAVADORI (1'39.968)

Lap	Seg.1	Seg.2	Seg.3	Seg.4	Lap Time	km/h	Local Time
1		26.523	26.930	26.950	1'46.184	274,8	16:02'19.345
2	22.081	26.122	25.982	26.528	1'40.713	295,9	16:04'00.058
3	21.997	26.071	25.792	26.476	1'40.336	295,1	16:05'40.394
4	21.956	26.069	26.047	26.427	1'40.499	295,1	16:07'20.893
5	21.827	25.956	25.731	26.532	1'40.046	295,9	16:09'00.939
6	21.847	25.902	25.796	26.435	1'39.980	295,1	16:10'40.919
7	21.932	25.851	25.813	26.439	1'40.035	298,3	16:12'20.954
8	21.882	26.005	26.023	26.512	1'40.422	295,1	16:14'01.376
9	21.831	25.921	25.763	26.453	1'39.968	295,1	16:15'41.344
10	21.929	26.053	25.762	26.538	1'40.282	295,1	16:17'21.626
11	21.890	25.945	25.775	26.651	1'40.261	295,9	16:19'01.887
12	21.902	25.964	26.277	26.665	1'40.808	293,5	16:20'42.695
13	21.884	25.994	26.028	26.401	1'40.307	293,5	16:22'23.002
14	21.768	26.223	26.891	27.400	1'42.282	289,5	16:24'05.284
15	22.662	27.765	28.736	51.713	2'10.876P	269,3	16:26'16.160
Race Time 25'42.999							

13° 77 M. SCHEIB (1'40.785)

Lap	Seg.1	Seg.2	Seg.3	Seg.4	Lap Time	km/h	Local Time
1		26.701	27.189	27.133	1'47.729	285,0	16:02'20.890
2	22.401	26.127	26.458	26.589	1'41.575	297,5	16:04'02.465
3	22.138	25.959	26.060	26.628	1'40.785	297,5	16:05'43.250
4	22.272	26.251	26.255	26.608	1'41.386	295,1	16:07'24.636
5	21.976	26.281	26.067	26.912	1'41.236	295,9	16:09'05.872
6	22.123	26.357	26.041	26.661	1'41.182	293,5	16:10'47.054
7	22.147	26.334	26.033	26.845	1'41.359	293,5	16:12'28.413
8	22.209	26.517	26.010	26.797	1'41.533	290,3	16:14'09.946
9	22.138	26.305	26.040	26.970	1'41.453	293,5	16:15'51.399
10	22.314	26.439	26.090	26.930	1'41.773	291,9	16:17'33.172
11	22.081	26.311	26.217	26.879	1'41.488	295,1	16:19'14.660
12	22.289	26.429	27.157	26.929	1'42.804	295,1	16:20'57.464
13	22.389	26.365	26.580	26.940	1'42.274	291,9	16:22'39.738
14	22.341	26.416	26.704	27.012	1'42.473	292,7	16:24'22.211
15	22.211	26.319	26.558	27.046	1'42.134	294,3	16:26'04.345
16	22.442	26.418	26.376	27.037	1'42.273	292,7	16:27'46.618
17	22.388	26.437	26.420	27.049	1'42.294	293,5	16:29'28.912
18	22.217	26.347	26.269	26.938	1'41.771	292,7	16:31'10.683
19	22.267	26.443	26.240	26.823	1'41.773	291,9	16:32'52.456
20	22.204	26.295	26.242	26.883	1'41.624	292,7	16:34'34.080
21	22.123	26.365	26.276	27.090	1'41.854	295,1	16:36'15.934
Race Time 35'42.773							

14° 16 G. RUIU (1'41.255)

Lap	Seg.1	Seg.2	Seg.3	Seg.4	Lap Time	km/h	Local Time
1		26.591	27.306	27.112	1'48.017	283,5	16:02'21.178
2	23.050	26.400	26.429	26.859	1'42.738	289,5	16:04'03.916
3	22.553	26.513	26.495	26.714	1'42.275	286,5	16:05'46.191
4	22.249	26.442	26.545	26.809	1'42.045	289,5	16:07'28.236
5	22.113	26.289	26.171	26.682	1'41.255	291,1	16:09'09.491
6	22.192	26.321	26.395	26.717	1'41.625	289,5	16:10'51.116
Race Time 10'10.868							

RET 7 C. DAVIES (1'39.346)

Lap	Seg.1	Seg.2	Seg.3	Seg.4	Lap Time	km/h	Local Time
1		26.514	26.327	26.392	1'44.599	279,1	16:02'17.760
2	21.952	26.697	25.859	26.404	1'39.912	299,2	16:03'57.672
3	21.913	25.844	25.927	26.547	1'40.231	299,2	16:05'37.903
4	22.091	25.917	25.688	26.424	1'40.120	297,5	16:07'18.023
5	22.371	25.789	25.690	26.642	1'40.492	300,8	16:08'58.515
6	21.966	26.072	25.636	26.452	1'40.126	294,3	16:10'38.641
7	21.803	25.773	26.350	26.528	1'40.454	298,3	16:12'19.095
8	21.828	25.911	25.772	26.481	1'39.992	296,7	16:13'59.087
9	21.694	25.856	25.602	26.370	1'39.522	296,7	16:15'38.609
10	21.699	25.981	25.653	26.375	1'39.708	296,7	16:17'18.317
11	21.725	25.855	25.632	26.405	1'39.617	298,3	16:18'57.934
12	21.647	25.772	25.527	26.400	1'39.346	299,2	16:20'37.280
Race Time 20'04.119							

RET 45 J. GAGNE (1'40.367)

Lap	Seg.1	Seg.2	Seg.3	Seg.4	Lap Time	km/h	Local Time
1		26.486	27.126	27.239	1'47.004	279,8	16:02'20.165
2	22.332	25.762	26.377	26.626	1'41.097	290,3	16:04'01.262
3	22.138	25.911	26.379	26.877	1'41.305	289,5	16:05'42.567
4	21.983	25.925	26.231	26.565	1'40.704	293,5	16:07'23.271
5	21.972	25.884	26.077	26.458	1'40.391	296,7	16:09'03.662
6	22.019	25.901	25.982	26.465	1'40.367	295,1	16:10'44.029
Race Time 10'10.868							

RET 36 L. MERCADO (1'39.871)

Lap	Seg.1	Seg.2	Seg.3	Seg.4	Lap Time	km/h	Local Time
1		26.463	26.713	26.651	1'45.490	280,5	16:02'18.651
2	22.076	26.121	25.986	26.474	1'40.657	294,3	16:03'59.308
3	21.596	25.964	25.901	26.410	1'39.871	295,9	16:05'39.179
4	21.922	26.154	26.973	56.881	2'41.930P	293,5	16:08'21.109

13/10/2018 P = Pits In/Out - C = Lap Time Cancelled

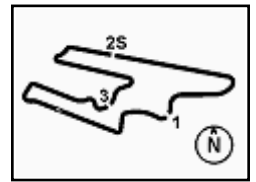
These data/results cannot be reproduced, stored and/or transmitted in whole or in part by any manner of electronic, mechanical, photocopying, recording, broadcasting or otherwise now known or herein after developed without the previous express consent by the copyright owner, except for reproduction in daily press and regular printed publications on sale to the public within 60 days of the event related to those data/results and always provided that copyright symbol appears together as follows below.

© DORNA WSBK ORGANIZATION Srl 2018



8.4

WorldSBK
102/12



San Juan Villicum Circuit 4.276 m

MOTUL Argentinian Round, 12 - 14 October 2018
World Superbike - Chronological Analysis Race 1

Start at 16:00'33.161

Race Time 7'47.948

4 / 4

13/10/2018 P = Pits In/Out - C = Lap Time Cancelled

These data/results cannot be reproduced, stored and/or transmitted in whole or in part by any manner of electronic, mechanical, photocopying, recording, broadcasting or otherwise now known or herein after developed without the previous express consent by the copyright owner, except for reproduction in daily press and regular printed publications on sale to the public within 60 days of the event related to those data/results and always provided that copyright symbol appears together as follows below.

© DORNA WSBK ORGANIZATION Srl 2018

FKR PERUGIA TIMING



Official Tyre Supplier

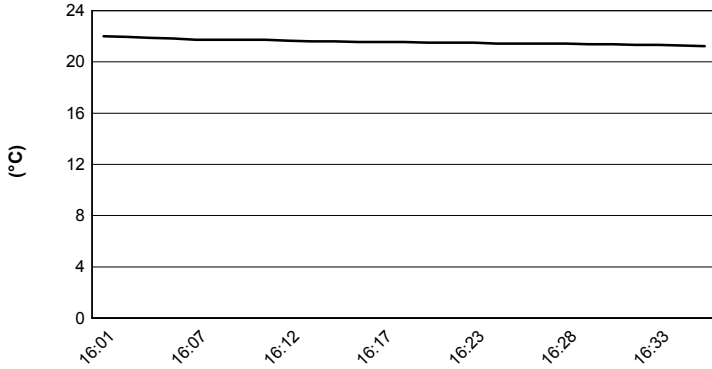


Official Timekeeper

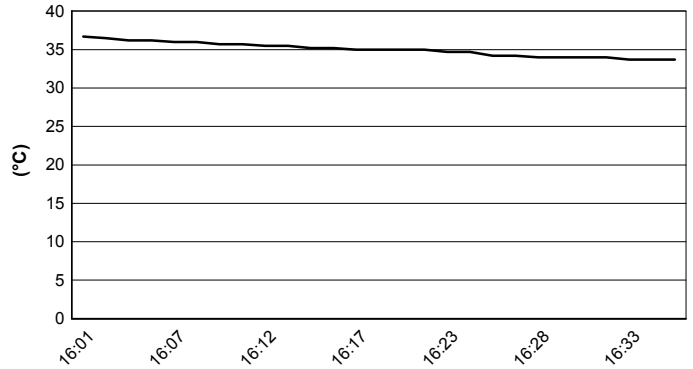
MOTUL Argentinian Round, 12 - 14 October 2018
World Superbike - Weather Report Race 1
 Session started 16:01 - Session ended 16:36

San Juan Villicum Circuit 4.276 m

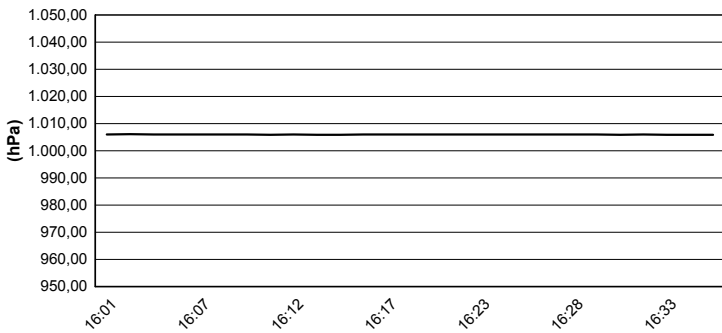
Air Temperature



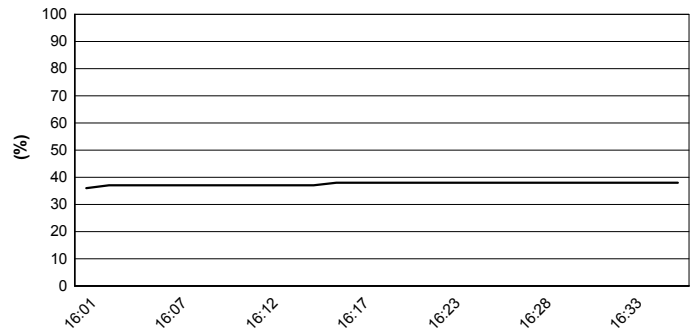
Track Temperature



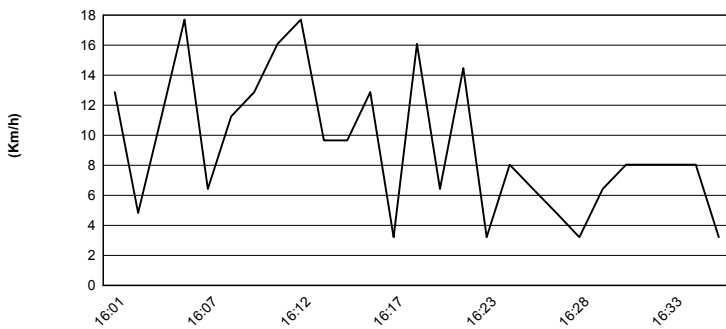
Air Pressure



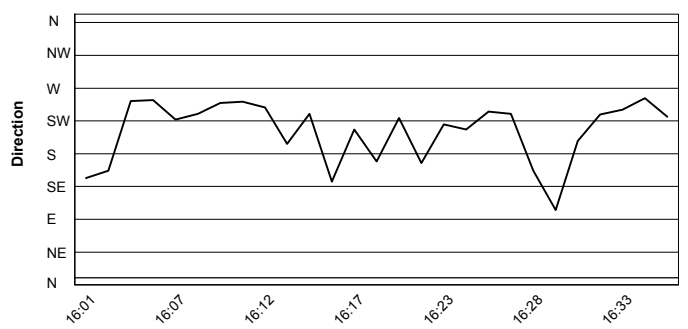
Humidity



Wind Speed



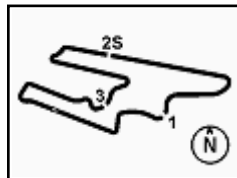
Wind Direction



13/10/2018

These data/results cannot be reproduced, stored and/or transmitted in whole or in part by any manner of electronic, mechanical, photocopying, recording, broadcasting or otherwise now known or herein after developed without the previous express consent by the copyright owner, except for reproduction in daily press and regular printed publications on sale to the public within 60 days of the event related to those data/results and always provided that copyright symbol appears together as follows below.

© DORNA WSBK ORGANIZATION Srl 2018


MOTUL Argentinian Round, 12 - 14 October 2018
World Superbike - Championship Standings

San Juan Villicum Circuit 4.276 m

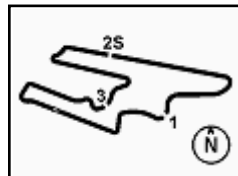
1 / 3

Points	Points From First	Points From Previous	February 25 PHILLIP ISLAND		March 25 BURIRAM		April 15 ARAGÓN		April 22 ASSEN		May 13 IMOLA		May 27 DONINGTON PARK		June 10 BRNO		June 24 LAGUNA SECA		July 8 MISANO		September 16 PORTIMÃO		September 30 MAGNY COURS		October 14 VILLICUM		October 27 LOSAIL			
			1	2	1	2	1	2	1	2	1	2	1	2	1	2	1	2	1	2	1	2	1	2	1	2	1	2	1	2
1 REA Jonathan (GBR)	495		11	20	25	13	25	20	25	20	25	25	20	16	25	25	25	25	25	25	25	25	25	25	25	25	25			
2 DAVIES Chaz (GBR)	335 160		16	16	25	25	20	25	16	11	13	20	8	11	8	16	20	20	20	13	13	13	11	11	11	20				
3 VAN DER MARK Michael (NED)	317 178 18		7	9	9	20	11	11	20	16	10		25	25	13	20	8	11	13	20	16	20	9	16	8					
4 SYKES Tom (GBR)	283 212 34		20	13	10		10	10	13	25	20	16	16	10	16		9	8	11	11	11	11	20	13	10					
5 MELANDRI Marco (ITA)	270 225 13		25	25	8	9	13	16	10	9	16		5		20	1	11		9	16	20	16	10	11	20					
6 LOWES Alex (GBR)	222 273 48		10	11	11	16	9	13	4	2	6	10	13	13	11	25	16	13		10	6	5		9	9					
7 FORES Xavi (ESP)	207 288 15		13	16	20	11	16		11	13	11	13			2	8	10	10	10		6	16	8	13						
8 LAVERTY Eugene (IRL)	145 350 62		8	1	7				4	7	10		10	13	10	13	13	16	16	8	9	7	5	11						
9 RAZGATLIOGLU Toprak (TUR)	136 359 9		3	6	1	8	7	7	6	7	5	8		20	6	7			5	4	8		8	4	16					
10 SAVADORI Lorenzo (ITA)	125 370 11				4	7	1	6	1	6	8		11	9	9	11	2		8	9		10	13	10						
11 BAZ Loris (FRA)	122 373 3		5	7	5	4	5	1	9	8	3	5	9	6	5		1	6	7		10	7	6	6	7					
12 CAMIER Leon (GBR)	108 387 14		9	10	13	10							6	8	7	9			3	7	6		2	5	7	6				
13 TORRES Jordi (ESP)	98 397 10		8	6			8	7	10	2	11	5	7				7	9			9	3	4	2						
14 RINALDI Michael Ruben (ITA)	77 418 21						8	9			4	9	9	4	1	10					5	7	8		3					
15 MERCADO Leandro (ARG)	62 433 15		6	4	3			3	8		1	6	3	4	4				5	6	5	1	2	1						
16 RAMOS Román (ESP)	60 435 2		2	5	2	3	6	5	5			4			3	6	4	4	3	1	2		1	4						
17 GAGNE Jake (USA)	51 444 9		4	3	2	4	4	4			15	16	17	17	18	17	4		6	7	2	2	3	4	3					
18 HERNANDEZ Yonny (COL)	28 467 23				5	2		1		3					5	2	5	1			4									
19 JACOBSEN PJ (USA)	21 474 7		2		6		2	2	3		2	1			3															
20 HASLAM Leon (GBR)	14 481 7										7		7																	
21 GIUGLIANO Davide (ITA)	11 484 3						3		3	5																				
22 CANEPA Niccolò (ITA)	7 488 4																		4	3										
23 MARINO Florian (FRA)	5 490 2																										5			
24 HANIKA Karel (CZE)	5 490 0																3	2												
25 SCHEIB Maximilian (CHI)	3 492 2																										3			

13/10/2018 First Line: Championship Standings - Second Line: Ranking Progression

These data/results cannot be reproduced, stored and/or transmitted in whole or in part by any manner of electronic, mechanical, photocopying, recording, broadcasting or otherwise now known or herein after developed without the previous express consent by the copyright owner, except for reproduction in daily press and regular printed publications on sale to the public within 60 days of the event related to those data/results and always provided that copyright symbol appears together as follows below.

© DORNA WSBK ORGANIZATION Srl 2018



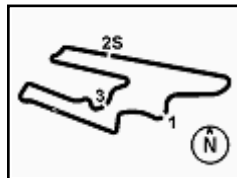
Points	Points From First	Points From Previous	February 25		March 25		April 15		April 22		May 13		May 27		June 10		June 24		July 8		September 16		September 30		October 14		October 27		
			PHILLIP ISLAND		BURIRAM		ARAGÓN		ASSEN		IMOLA		DONINGTON PARK		BRNO		LAGUNA SECA		MISANO		PORTIMÃO		MAGNY COURS		VILLICUM		LOSAIL		
26	RAY Bradley (GBR)	3	492	0										2 22	1 22	22	22	22	23	24	24	24	24	24	24	25			
27	RUIU Gabriele (ITA)	2	493	1																					2 27				
28	MOSSEY Luke (GBR)	2	493	0										2 23	23	23	24	24	25	25	25	25	25	25	27				
29	JEZEK Ondrej (CZE)	2	493	0	1 15	17	18	19	21	21	21	21	1 22	22	23	23	23	24	24	25	25	25	25	25	27				
30	ANDREOZZI Alessandro (ITA)	1	494	1															1 27	27	27	27	27	30					

13/10/2018 First Line: Championship Standings - Second Line: Ranking Progression

These data/results cannot be reproduced, stored and/or transmitted in whole or in part by any manner of electronic, mechanical, photocopying, recording, broadcasting or otherwise now known or herein after developed without the previous express consent by the copyright owner, except for reproduction in daily press and regular printed publications on sale to the public within 60 days of the event related to those data/results and always provided that copyright symbol appears together as follows below.

© DORNA WSBK ORGANIZATION Srl 2018





MOTUL Argentinian Round, 12 - 14 October 2018

World Superbike - Championship Standings

San Juan Villicum Circuit 4.276 m

3 / 3

Points	Points From First	Points From Previous	Independent Riders															
			February 25 PHILLIP ISLAND	March 25 BURIRAM	April 15 ARAGÓN	April 22 ASSEN	May 13 IMOLA	May 27 DONINGTON PARK	June 10 BRNO	June 24 LAGUNA SECA	July 8 MISANO	September 16 PORTIMÃO	September 30 MAGNY COURS	October 14 VILLICUM	October 27 LOSAIL			
1 FORES Xavi (ESP)	207		13 16 1 1	20 11 1 1	16 1 1	11 13 1 1	11 13 1 1	1 1	2 8 1 1	10 10 1 1	10 1 1	6 1 1	16 8 1 1	13 1				
2 RAZGATLIOGLU Toprak (TUR)	136 71		3 6 3 3	1 8 3 2	7 7 2 2	6 7 2 2	5 8 2 2	20 2 2	6 7 2 2	2 2	5 4 2 2	8 2 2	8 4 2 2	16 2 2				
3 RINALDI Michael Ruben (ITA)	77 130 59				8 9 5 4	4 5 5	9 9 3 3	4 3 3	1 10 3 3	3 3	5 3 3	7 8 3 3	3 3 3	3 3				
4 MERCADO Leandro (ARG)	62 145 15		6 4 2 2	3 2 3	3 8 4 5	4 4 4 4	1 6 5 5	3 4 4 4	4 4 4	5 5 5 5	6 4 4	5 1 4 4	2 1 4 4	4 4 4				
5 RAMOS Román (ESP)	60 147 2		2 5 4 4	2 3 4 4	6 5 3 3	5 3 3	4 4 4 4	5 5 5 5	3 6 5 5	4 4 4 4	3 1 5 4	2 5 5	1 5 5	4 5 5				
6 HERNANDEZ Yonny (COL)	28 179 32			5 6	2 7 7	1 7 7	3 7 7	8 8 8 8	5 2 7 7	5 1 6 6	6 6 6 6	4 6 6	6 6 6 6	6 6 6				
7 JACOBSEN PJ (USA)	21 186 7		2 5	6 5 5	2 5 6	2 3 6 6	2 6 6	1 6 6	3 6 6	7 7 7 7	7 7 7 7	7 7 7 7	7 7 7 7	7 7				
8 HASLAM Leon (GBR)	14 193 7					7 8 8	7 7 7	8 8 8 8	8 8 8 8	8 8 8 8	8 8 8 8	8 8 8 8	8 8 8 8	8 8				
9 CANEPA Niccolò (ITA)	7 200 7										4 3 10 9	9 9 9 9	9 9 9 9	9 9				
10 MARINO Florian (FRA)	5 202 2													5 10				
11 HANIKA Karel (CZE)	5 202 0									3 2 9 9	9 10 9 10	10 10 10 10	10 10 10 10	10 10				
12 RAY Bradley (GBR)	3 204 2							2 1 9 9	9 9 9 9	9 10 9 10	11 11 11 11	11 11 11 11	11 11 11 11	12 12				
13 RUIU Gabriele (ITA)	2 205 1													2 13				
14 MOSSEY Luke (GBR)	2 205 0							2 10	10 10 10 10	11 11 11 11	12 12 12 12	12 12 12 12	12 12 12 12	13 13				
15 JEZEK Ondrej (CZE)	2 205 0		1 5 6	6 7 6 7	8 8 8 8	8 8 8 8	9 9 9 9	9 10 9 10	10 10 10 10	11 11 11 11	12 12 12 12	12 12 12 12	12 12 12 12	13 13				
16 ANDREOZZI Alessandro (ITA)	1 206 1										1 14 14	14 14 14 14	14 14 14 14	16 16				

13/10/2018 First Line: Championship Standings - Second Line: Ranking Progression

These data/results cannot be reproduced, stored and/or transmitted in whole or in part by any manner of electronic, mechanical, photocopying, recording, broadcasting or otherwise now known or herein after developed without the previous express consent by the copyright owner, except for reproduction in daily press and regular printed publications on sale to the public within 60 days of the event related to those data/results and always provided that copyright symbol appears together as follows below.

© DORNA WSBK ORGANIZATION Srl 2018

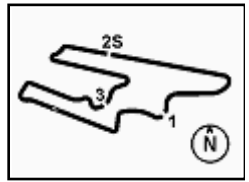
FICR PERUGIA TIMING



Official Tyre Supplier



Official Timekeeper



MOTUL Argentinian Round, 12 - 14 October 2018

World Superbike - Manufacturers Standings

San Juan Villicum Circuit 4.276 m

Points	Points From First	Points From Previous	February 25 PHILLIP ISLAND		March 25 BURIRAM		April 15 ARAGÓN		April 22 ASSEN		May 13 IMOLA		May 27 DONINGTON PARK		June 10 BRNO		June 24 LAGUNA SECA		July 8 MISANO		September 16 PORTIMÃO		September 30 MAGNY COURS		October 14 VILLICUM		October 27 LOSAIL		
			1	2	1	2	1	2	1	2	1	2	1	2	1	2	1	2	1	2	1	2	1	2	1	2	1	2	1
1	KAWASAKI	520	20	20	25	13	25	20	25	25	25	25	25	20	20	25	7	25	25	25	25	25	25	25	25	25	25	25	25
2	DUCATI	428	92	25	25	20	25	20	25	16	13	16	20	8	11	20	16	20	20	20	16	16	16	20	16	20	20	20	20
3	YAMAHA	352	168	76	10	11	11	20	11	13	20	16	10	10	25	25	13	25	16	13	13	20	16	20	9	16	9	9	
4	APRILIA	197	323	155	8	1	7	7	3	6	3	6	8	7	11	9	10	13	13	16	16	9	10	13	10	11	11	11	
5	HONDA	138	382	59	9	10	13	10	4	4	2	3	2	2	6	8	7	9	6	7	7	6	3	4	5	7	6	6	
6	BMW	122	398	16	5	7	5	4	5	1	9	8	3	5	9	6	5	5	1	6	7	7	10	7	6	6	7	7	
7	MV AGUSTA	101	419	21	8	7	6	7	8	7	10	7	2	11	5	7	7	7	7	9	6	6	7	9	3	4	2	3	
8	SUZUKI	3	517	98											2	1	8	8	8	8	8	8	8	8	8	8	8	8	8

13/10/2018

First Line: Championship Standings - Second Line: Ranking Progression

These data/results cannot be reproduced, stored and/or transmitted in whole or in part by any manner of electronic, mechanical, photocopying, recording, broadcasting or otherwise now known or herein after developed without the previous express consent by the copyright owner, except for reproduction in daily press and regular printed publications on sale to the public within 60 days of the event related to those data/results and always provided that copyright symbol appears together as follows below.

© DORNA WSBK ORGANIZATION Srl 2018

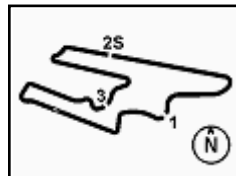
PIRELLI PERUGIA TIMING



Official Tyre Supplier



Official Timekeeper



MOTUL Argentinian Round, 12 - 14 October 2018
World Superbike - Pirelli Best Lap Award

San Juan Villicum Circuit 4.276 m

Points	Points From First	Points From Previous	February 25	March 25	April 15	April 22	May 13	May 27	June 10	June 24	July 8	September 16	September 30	October 14	October 27			
			PHILLIP ISLAND	BURIRAM	ARAGÓN	ASSEN	IMOLA	DONINGTON PARK	BRNO	LAGUNA SECA	MISANO	PORTIMÃO	MAGNY COURS	VILLICUM	LOSAIL			
Fastest Laps																		
1 REA Jonathan (GBR)	12			1				1	1	1	1	1	1	1	1			
2 MELANDRI Marco (ITA)	5 7		1		1	1				1			1					
3 DAVIES Chaz (GBR)	3 9 2			1						1				1				
4 SYKES Tom (GBR)	2 10 1		1				1											
5 VAN DER MARK Michael (NED)	1 11 1					1												

13/10/2018

These data/results cannot be reproduced, stored and/or transmitted in whole or in part by any manner of electronic, mechanical, photocopying, recording, broadcasting or otherwise now known or herein after developed without the previous express consent by the copyright owner, except for reproduction in daily press and regular printed publications on sale to the public within 60 days of the event related to those data/results and always provided that copyright symbol appears together as follows below.

© DORNA WSBK ORGANIZATION Srl 2018

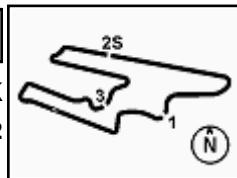
FIKR PERUGIA TIMING



Official Tyre Supplier



Official Timekeeper



MOTUL Argentinian Round, 12 - 14 October 2018

World Superbike - Best Laps & Speeds

San Juan Villicum Circuit 4.276 m

No.	Rider Bike	Nat	Best Lap		FP1		FP2		FP3		FP4		SP1		SP2		RC1	
			LL	SPD	LL	SPD	LL	SPD	LL	SPD	LL	SPD	LL	SPD	LL	SPD	LL	SPD
1	33 M. MELANDRI Ducati Panigale R	ITA	1'39.012 88 307,6		1'44.458 17 306,8	1'42.611 17 305,0	1'40.142 18 305,0	1'39.464 9 307,6			1'39.012 6 303,3	1'39.459 21 303,3						
2	1 J. REA Kawasaki ZX-10RR	GBR	1'39.175 88 305,0		1'44.230 18 301,6	1'41.794 16 305,0	1'39.914 17 302,5	1'39.270 10 304,2			1'39.452 6 301,6	1'39.175 21 300,8						
3	7 C. DAVIES Ducati Panigale R	GBR	1'39.346 78 305,0		1'45.654 18 302,5	1'42.488 17 304,2	1'40.741 16 300,0	1'39.365 10 305,0			1'40.094 5 300,0	1'39.346 12 302,5						
4	50 E. LAVERTY Aprilia RSV4 RF	IRL	1'39.530 83 306,8		1'46.974 16 300,0	1'42.651 14 305,0	1'40.820 15 305,0	1'39.844 11 306,8			1'39.530 6 305,0	1'39.578 21 303,3						
5	66 T. SYKES Kawasaki ZX-10RR	GBR	1'39.558 91 304,2		1'45.244 16 300,0	1'43.479 16 304,2	1'41.184 15 300,8	1'39.965 11 303,3	1'39.861 7 301,6	1'39.558 5 300,8	1'39.838 21 299,1							
6	12 X. FORES Ducati Panigale R	ESP	1'39.590 82 305,9		1'47.263 12 299,1	1'42.976 15 300,8	1'40.916 17 300,0	1'39.904 11 305,9			1'39.590 6 302,5	1'39.677 21 304,2						
7	54 T. RAZGATLIOGLU Kawasaki ZX-10RR	TUR	1'39.670 92 303,3		1'44.350 15 298,3	1'42.132 19 302,5	1'40.230 20 297,5	1'39.721 11 303,3			1'40.070 6 295,8	1'39.670 21 298,3						
8	60 M. VAN DER MARK Yamaha YZF R1	NED	1'39.684 89 304,2		1'45.565 17 301,6	1'43.100 15 303,3	1'40.959 16 302,5	1'40.058 9 304,2	1'40.280 6 300,0	1'40.343 5 299,1	1'39.684 21 300,0							
9	22 A. LOWES Yamaha YZF R1	GBR	1'39.730 88 302,5		1'44.096 16 300,0	1'42.159 15 301,6	1'40.255 20 301,6	1'39.838 10 302,5			1'39.730 6 299,1	1'39.947 21 299,1						
10	36 L. MERCADO Kawasaki ZX-10RR	ARG	1'39.871 64 302,5		1'46.191 16 297,5	1'43.015 13 298,3	1'40.781 16 296,7	1'40.227 9 302,5			1'40.349 6 300,8	1'39.871 4 295,8						
11	45 J. GAGNE Honda CBR1000RR	USA	1'39.890 73 303,3		1'47.921 17 294,2	1'42.581 16 297,5	1'40.993 17 299,1	1'39.890 10 303,3	1'40.718 7 298,3		1'40.367 6 296,7							
12	76 L. BAZ BMW S 1000 RR	FRA	1'39.903 87 303,3		1'46.216 17 295,0	1'43.316 16 296,7	1'41.094 16 302,5	1'39.903 11 303,3	1'40.352 6 301,6		1'40.388 21 297,5							
13	32 L. SAVADORI Aprilia RSV4 RF	ITA	1'39.968 79 303,3		1'46.035 17 300,0	1'42.454 15 302,5	1'40.341 16 298,3	1'40.589 11 303,3		1'40.083 5 303,3	1'39.968 15 298,3							
14	2 L. CAMIER Honda CBR1000RR	GBR	1'40.189 83 304,2		1'46.479 17 300,8	1'43.144 13 302,5	1'40.706 17 301,6	1'40.566 9 304,2		1'40.189 6 300,0	1'40.380 21 303,3							
15	51 F. MARINO Honda CBR1000RR	FRA	1'40.524 74 304,2		1'47.047 14 300,0	1'44.510 15 300,0	1'42.513 14 298,3	1'41.620 4 304,2	1'41.484 6 303,3		1'40.524 21 302,5							
16	40 R. RAMOS Kawasaki ZX-10RR	ESP	1'40.723 78 297,5		1'46.533 17 295,0	1'50.875 6 293,4	1'43.048 17 291,8	1'41.309 11 296,7	1'41.893 6 297,5		1'40.723 21 295,0							
17	77 M. SCHEIB MV Agusta 1000 F4	CHI	1'40.785 74 300,8		2'01.600 6 280,5	1'44.545 16 295,0	1'42.016 15 299,1	1'42.049 9 300,8	1'41.714 7 298,3		1'40.785 21 297,5							
18	16 G. RUIU Kawasaki ZX-10RR	ITA	1'41.255 83 295,8		1'49.955 15 286,4	1'46.152 15 292,6	1'43.785 15 295,0	1'42.375 11 295,8	1'42.093 6 294,2		1'41.255 21 291,8							
19	96 J. SMRZ Yamaha YZF R1	CZE	1'42.041 61 295,0		1'48.195 16 293,4	1'44.420 14 291,8	1'42.327 13 291,8	1'42.558 11 295,0	1'42.041 7 292,6									

13/10/2018

These data/results cannot be reproduced, stored and/or transmitted in whole or in part by any manner of electronic, mechanical, photocopying, recording, broadcasting or otherwise now known or herein after developed without the previous express consent by the copyright owner, except for reproduction in daily press and regular printed publications on sale to the public within 60 days of the event related to those data/results and always provided that copyright symbol appears together as follows below.

© DORNA WSBK ORGANIZATION Srl 2018

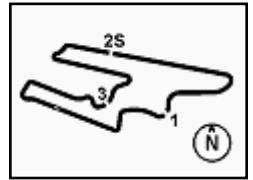
FICR PERUGIA TIMING



Official Tyre Supplier



Official Timekeeper



MOTUL Argentinian Round, 12 - 14 October 2018 World Superbike - Provisional Starting Grid - Race 2

San Juan Villicum Circuit 4.276 m

21 Laps x 4,276 km = 89,796 km

1		2		3		4		5		6		7			
12	FORES X. Ducati	50	LAVERTY E. Aprilia	66	SYKES T. Kawasaki	22	LOWES A. Yamaha	33	MELANDRI M. Ducati	54	RAZGATLIOGLU T. Kawasaki	32	SAVADORI L. Aprilia		
6	76	BAZ L. BMW	5	60	VAN DER MARK M. Yamaha	1	REA J. Kawasaki	8	33	MELANDRI M. Ducati	7	DAVIES C. Ducati	10	32	SAVADORI L. Aprilia
12	2	CAMIER L. Honda	11	7	DAVIES C. Ducati	10	32	SAVADORI L. Aprilia	13	36	MERCADO L. Kawasaki	16	77	SCHEIB M. MV Agusta	
15	51	MARINO F. Honda	14	45	GAGNE J. Honda	13	36	MERCADO L. Kawasaki	16	77	SCHEIB M. MV Agusta	19	16	RUIU G. Kawasaki	
18	96	SMRZ J. Yamaha	17	40	RAMOS R. Kawasaki	16	77	SCHEIB M. MV Agusta	19	16	RUIU G. Kawasaki				

13/10/2018 Jury President

These data/results cannot be reproduced, stored and/or transmitted in whole or in part by any manner of electronic, mechanical, photocopying, recording, broadcasting or otherwise now known or herein after developed without the previous express consent by the copyright owner, except for reproduction in daily press and regular printed publications on sale to the public within 60 days of the event related to those data/results and always provided that copyright symbol appears together as follows below.

© DORNA WSBK ORGANIZATION Srl 2018

FKR PERUGIA TIMING



Official Tyre Supplier



Official Timekeeper