

San Juan Villicum Circuit 4.276 m

MOTUL Argentinian Round, 12 - 14 October 2018

World Superbike - Results Race 2

Laps 21 = 89,796 Km - Time of Race 35'13.668 - Avg. 152,941 km/h

1 / 2

Pos	Race	Grid	No. Rider	Nat	Team	Bike	Class	LL	Gap	Fastest Lap	Speed	Qualifying		Ranking			
												Time	Speed	R1	R2	Tot	Pos
1	2	1	J. REA	GBR	Kawasaki Racing Team WorldSBK	Kawasaki ZX-10RR		21		1'39.807	303,4	1'39.452	301,7	25	25	520	1
2	5	12	X. FORES	ESP	Barni Racing Team	Ducati Panigale R	IND	21	3.273	1'39.853	305,1	1'39.590	302,5	13	20	227	7
3	1	33	M. MELANDRI	ITA	Aruba.it Racing - Ducati	Ducati Panigale R		21	4.660	1'39.883	308,6	1'39.012	303,4	20	16	286	5
4	9	7	C. DAVIES	GBR	Aruba.it Racing - Ducati	Ducati Panigale R		21	6.838	1'40.213	306,8	1'40.094	300,0		13	348	2
5	4	66	T. SYKES	GBR	Kawasaki Racing Team WorldSBK	Kawasaki ZX-10RR		21	9.377	1'40.088	304,2	1'39.558	301,7	10	11	294	4
6	6	22	A. LOWES	GBR	Pata Yamaha Official WorldSBK Team	Yamaha YZF R1		21	10.945	1'40.332	303,4	1'39.730	299,2	9	10	232	6
7	7	54	T. RAZGATLIOGLU	TUR	Kawasaki Puccetti Racing	Kawasaki ZX-10RR	IND	21	12.638	1'40.466	300,0	1'40.070	295,9	16	9	145	8
8	8	32	L. SAVADORI	ITA	Milwaukee Aprilia	Aprilia RSV4 RF		21	13.958	1'40.429	305,9	1'40.083	303,4		8	133	10
9	11	60	M. VAN DER MARK	NED	Pata Yamaha Official WorldSBK Team	Yamaha YZF R1		21	15.715	1'40.663	303,4	1'40.343	300,0	8	7	324	3
10	14	45	J. GAGNE	USA	Red Bull Honda World Superbike Team	Honda CBR1000RR		21	20.861	1'40.754	301,7	1'40.718	298,3		6	57	17
11	13	76	L. BAZ	FRA	GULF ALTHEA BMW Racing Team	BMW S 1000 RR		21	25.595	1'40.953	303,4	1'40.352	301,7	7	5	127	11
12	12	36	L. MERCADO	ARG	Orelac Racing VerdNatura	Kawasaki ZX-10RR	IND	21	33.171	1'41.408	301,7	1'40.349	300,8		4	66	15
13	17	40	R. RAMOS	ESP	Team GoEleven Kawasaki	Kawasaki ZX-10RR	IND	21	47.254	1'41.696	297,5	1'41.893	297,5	4	3	63	16
14	19	16	G. RUIU	ITA	Team Pedercini Racing	Kawasaki ZX-10RR	IND	21	55.140	1'42.116	297,5	1'42.093	294,3	2	2	4	25
-----Not Classified-----																	
RET	16	77	M. SCHEIB	CHI	MV Agusta Reparto Corse	MV Agusta 1000 F4		12	9 Laps	1'41.678	300,0	1'41.714	298,3	3		3	26
RET	10	2	L. CAMIER	GBR	Red Bull Honda World Superbike Team	Honda CBR1000RR		7	14 Laps	1'42.313	302,5	1'40.189	300,0	6		108	12
RET	3	50	E. LAVERTY	IRL	Milwaukee Aprilia	Aprilia RSV4 RF		2	19 Laps	1'40.724	304,2	1'39.530	305,1	11		145	9
RET	15	51	F. MARINO	FRA	TripleM Honda World Superbike Team	Honda CBR1000RR	IND	1	20 Laps		292,7	1'41.484	303,4	5		5	23
RET	18	96	J. SMRZ	CZE	Guandalini Racing	Yamaha YZF R1	IND	1	20 Laps		288,0	1'42.041	292,7				

AIR	Humidity:	39%	Temp:	24°C
TRACK	Condition:	Dry	Temp:	43°C

Records	Pole (SP2)	2018	M.Melandri	1'39.012	155,47 Km/h
	Race (RC1)	2018	J.Rea	1'39.175	155,22 Km/h
	Circuit (SP2)	2018	M.Melandri	1'39.012	155,47 Km/h
Race Fastest Lap	Lap 14	J.Rea	1'39.807	154,23 Km/h	

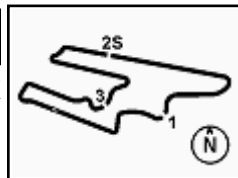
LAP LEADERS				
No. Rider	From	To	Laps	Total
12 X. FORES	1	8	8	8
1 J. REA	9	21	13	13

TOTAL LEADER LAPS				
No. Rider	Laps			
1 J. REA	259	50	E. LAVERTY	9
7 C. DAVIES	62	21	M. RINALDI	2
66 T. SYKES	51	25	D. FALZON	1
60 M. VAN DER MARK	41	32	L. SAVADORI	1
22 A. LOWES	34	99	P. JACOBSEN	1
12 X. FORES	25			
33 M. MELANDRI	9			

Start 16:00 End 16:36 The results are provisional until the end of the time limit for protests and appeals and the completion of the technical checks.

14/10/2018
These data/results cannot be reproduced, stored and/or transmitted in whole or in part by any manner of electronic, mechanical, photocopying, recording, broadcasting or otherwise now known or herein after developed without the previous express consent by the copyright owner, except for reproduction in daily press and regular printed publications on sale to the public within 60 days of the event related to those data/results and always provided that copyright symbol appears together as follows below.

© DORNA WSBK ORGANIZATION Srl 2018



MOTUL Argentinian Round, 12 - 14 October 2018 World Superbike - Results Race 2

Race Highlights

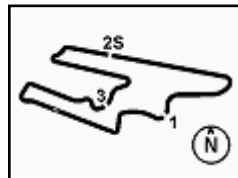
Time	No. Rider	Description
15.57.57		Warm-up Lap Start
16.00.32		Start
16.02.56	51 Marino	Crashed - Turn 6
16.03.33	51 Marino	Out
16.04.27	96 Smrz	Crashed - Turn 14
16.04.34	50 Lavery	Crashed - Turn 6
16.04.54	96 Smrz	Out
16.06.30	50 Lavery	Out
16.08.40	51 Marino	Medical Centre
16.09.52	33 Melandri	On Asphalt - Re-Joined - Turn 6
16.11.10	96 Smrz	Medical Centre
16.12.35	2 Camier	Entered Pits
16.13.47	2 Camier	Retired
16.21.19	77 Scheib	Entered Pits
16.22.32	77 Scheib	Retired
16.35.47		WorldSBK Best Independent Rider: Xavi Fores
16.36.19		WorldSBK Best Independent Team: Barni Racing Team
16.36.43		End Of Session

Start End The results are provisional until the end of the time limit for protests and appeals
14/10/2018 16:00 16:36 and the completion of the technical checks.

These data/results cannot be reproduced, stored and/or transmitted in whole or in part by any manner of electronic, mechanical, photocopying, recording, broadcasting or otherwise now known or herein after developed without the previous express consent by the copyright owner, except for reproduction in daily press and regular printed publications on sale to the public within 60 days of the event related to those data/results and always provided that copyright symbol appears together as follows below.

© DORNA WSBK ORGANIZATION Srl 2018





San Juan Villicum Circuit 4.276 m

1 / 4
MOTUL Argentinian Round, 12 - 14 October 2018
World Superbike - Lap Chart Race 2

Lap																					
	1	2	3	4	5	6	7	8	9	10	11	12	13	14	15	16	17	18	19	20	21
1	12	12	12	12	12	12	12	12	1	1	1	1	1	1	1	1	1	1	1	1	1
2	50	50	54	1	1	1	1	1	12	12	12	12	12	12	12	12	12	12	12	12	12
3	54	54	1	54	54	54	54	54	54	54	54	54	54	54	7	33	33	33	33	33	33
4	22	22	22	22	33	7	7	7	7	7	7	7	7	7	7	33	7	7	7	7	7
5	1	7	7	33	7	22	22	22	33	33	33	33	33	33	54	54	54	54	66	66	66
6	7	1	33	7	22	60	60	33	22	22	22	66	66	66	66	66	66	66	54	22	22
7	60	33	60	60	60	33	33	66	66	66	66	22	22	22	22	22	22	22	22	54	54
8	33	60	32	32	32	32	32	60	32	32	32	32	32	32	32	32	32	32	32	32	32
9	66	66	66	66	66	66	66	32	45	45	60	60	60	60	60	60	60	60	60	60	60
10	32	32	45	45	45	45	45	60	60	45	45	45	45	45	45	45	45	45	45	45	45
11	36	36	36	36	36	36	36	36	36	36	36	36	76	76	76	76	76	76	76	76	76
12	45	76	76	76	76	76	76	76	76	76	76	76	36	36	36	36	36	36	36	36	36
13	76	45	77	77	77	77	77	77	77	77	77	40	40	40	40	40	40	40	40	40	40
14	2	77	16	16	16	16	16	16	40	16	16	16	16	16	16	16	16	16	16	16	16
15	51	16	40	40	40	40	40	40	16	40	40	77									
16	77	40	2	2	2	2	2														
17	40	2																			
18	16																				
19	96																				

Final Result		
1	1 J. REA	Laps 21
2	12 X. FORES	3.273
3	33 M. MELANDRI	4.660
4	7 C. DAVIES	6.838
5	66 T. SYKES	9.377
6	22 A. LOWES	10.945
7	54 T. RAZGATLIOGLU	12.638
8	32 L. SAVADORI	13.958
9	60 M. VAN DER MARK	15.715
10	45 J. GAGNE	20.861
11	76 L. BAZ	25.595
12	36 L. MERCADO	33.171
13	40 R. RAMOS	47.254
14	16 G. RUIJ	55.140
RET	77 M. SCHEIB	9 Laps
RET	2 L. CAMIER	14 Laps
RET	50 E. LAVERTY	19 Laps
RET	51 F. MARINO	20 Laps
RET	96 J. SMRZ	20 Laps

14/10/2018

These data/results cannot be reproduced, stored and/or transmitted in whole or in part by any manner of electronic, mechanical, photocopying, recording, broadcasting or otherwise now known or herein after developed without the previous express consent by the copyright owner, except for reproduction in daily press and regular printed publications on sale to the public within 60 days of the event related to those data/results and always provided that copyright symbol appears together as follows below.

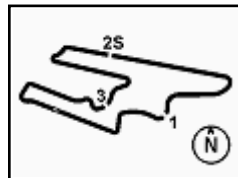
© DORNA WSBK ORGANIZATION Srl 2018

PIRELLI PERIGIA TIMING


Official Tyre Supplier



Official Timekeeper



MOTUL Argentinian Round, 12 - 14 October 2018

World Superbike - Lap Chart Race 2

San Juan Villicum Circuit 4.276 m

3 / 4

1	1	J.Rea	16:30'37.278
2	12	X.Fores	5.210
3	33	M.Melandri	7.375
4	7	C.Davies	8.032
5	54	T.Razgatlıoglu	11.349
6	66	T.Sykes	11.522
7	22	A.Lowes	13.058
8	32	L.Savadori	13.912
9	60	M.van der Mark	15.684
10	45	J.Gagne	19.490
11	76	L.Baz	24.805
12	36	L.Mercado	29.860
13	40	R.Ramos	42.244
14	16	G.Ruiu	44.694

Lap 19

1	1	J.Rea	16:32'17.558
2	12	X.Fores	5.276
3	33	M.Melandri	7.461
4	7	C.Davies	8.165
5	66	T.Sykes	11.981
6	54	T.Razgatlıoglu	12.676
7	22	A.Lowes	13.291
8	32	L.Savadori	14.242
9	60	M.van der Mark	16.279
10	45	J.Gagne	20.808
11	76	L.Baz	25.950
12	36	L.Mercado	32.390
13	40	R.Ramos	44.206
14	16	G.Ruiu	47.524

Lap 20

1	1	J.Rea	16:33'58.035
2	12	X.Fores	5.527
3	33	M.Melandri	7.049
4	7	C.Davies	8.458
5	66	T.Sykes	11.592
6	22	A.Lowes	13.146
7	54	T.Razgatlıoglu	13.925
8	32	L.Savadori	14.428
9	60	M.van der Mark	17.102
10	45	J.Gagne	21.916
11	76	L.Baz	26.684
12	36	L.Mercado	33.912
13	40	R.Ramos	46.334
14	16	G.Ruiu	50.947

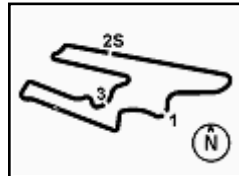
Lap 21

1	1	J.Rea	16:35'40.957
2	12	X.Fores	3.273
3	33	M.Melandri	4.660
4	7	C.Davies	6.838
5	66	T.Sykes	9.377
6	22	A.Lowes	10.945
7	54	T.Razgatlıoglu	12.638
8	32	L.Savadori	13.958
9	60	M.van der Mark	15.715
10	45	J.Gagne	20.861
11	76	L.Baz	25.595
12	36	L.Mercado	33.171
13	40	R.Ramos	47.254
14	16	G.Ruiu	55.140

14/10/2018

These data/results cannot be reproduced, stored and/or transmitted in whole or in part by any manner of electronic, mechanical, photocopying, recording, broadcasting or otherwise now known or herein after developed without the previous express consent by the copyright owner, except for reproduction in daily press and regular printed publications on sale to the public within 60 days of the event related to those data/results and always provided that copyright symbol appears together as follows below.

© DORNA WSBK ORGANIZATION Srl 2018



MOTUL Argentinian Round, 12 - 14 October 2018

World Superbike - Lap Chart Race 2

San Juan Villicum Circuit 4.276 m

4 / 4

Race Pace Comparison

	1 Rea	12 For	33 Mel	7 Dav	66 Syk	22 Low	54 Raz	32 Sav	60 vdM	45 Gag	76 Baz	36 Mer	40 Ram	16 Rui
1	1'44.723	1'42.326	1'45.105	1'44.828	1'45.503	1'44.459	1'43.453	1'45.673	1'45.033	1'45.943	1'46.270	1'45.877	1'47.724	1'48.267
2	1'41.032	1'39.853	1'41.196	1'40.553	1'41.318	1'40.783	1'40.626	1'41.437	1'41.709	1'42.542	1'42.050	1'41.952	1'44.007	1'42.598
3	1'40.127	1'40.315	1'40.690	1'41.371	1'42.026	1'41.369	1'41.188	1'41.249	1'40.918	1'41.560	1'42.174	1'42.527	1'42.540	1'42.338
4	1'40.189	1'40.872	1'41.137	1'41.582	1'41.218	1'41.410	1'41.332	1'40.826	1'41.223	1'41.288	1'42.678	1'41.977	1'43.652	1'42.301
5	1'39.974	1'41.070	1'40.555	1'41.321	1'40.759	1'41.805	1'40.478	1'41.117	1'41.172	1'41.033	1'41.802	1'41.586	1'42.667	1'42.417
6	1'40.050	1'40.506	1'42.783	1'40.966	1'41.219	1'41.035	1'40.686	1'41.592	1'41.336	1'41.350	1'41.077	1'41.519	1'41.878	1'42.825
7	1'39.916	1'40.512	1'41.169	1'40.213	1'41.088	1'41.533	1'40.466	1'41.046	1'41.209	1'40.754	1'41.285	1'41.743	1'42.124	1'42.644
8	1'40.997	1'41.405	1'40.729	1'40.254	1'41.641	1'40.881	1'40.965	1'42.100	1'42.393	1'40.901	1'41.693	1'41.408	1'41.867	1'42.854
9	1'40.275	1'41.026	1'40.924	1'40.992	1'40.578	1'41.797	1'40.932	1'41.442	1'42.228	1'41.387	1'41.431	1'41.671	1'42.339	1'43.304
10	1'39.892	1'40.483	1'40.303	1'41.023	1'40.662	1'40.746	1'40.917	1'41.123	1'41.224	1'41.155	1'41.630	1'41.707	1'43.824	1'43.008
11	1'39.945	1'40.602	1'40.276	1'40.833	1'40.922	1'40.646	1'41.052	1'40.970	1'41.917	1'42.690	1'41.595	1'41.583	1'43.490	1'43.447
12	1'40.605	1'41.143	1'40.523	1'40.443	1'41.169	1'42.072	1'40.897	1'40.694	1'40.844	1'41.008	1'41.684	1'41.747	1'43.363	1'43.628
13	1'40.963	1'40.854	1'40.132	1'40.450	1'40.879	1'41.065	1'40.898	1'41.198	1'40.779	1'40.800	1'42.610	1'44.358	1'42.356	1'42.560
14	1'39.807	1'40.438	1'39.883	1'40.444	1'40.721	1'40.595	1'41.150	1'40.924	1'40.663	1'40.983	1'41.521	1'41.756	1'42.339	1'42.248
15	1'40.581	1'42.316	1'41.136	1'40.989	1'40.475	1'40.541	1'41.757	1'40.781	1'40.709	1'41.393	1'41.555	1'41.952	1'42.087	1'42.208
16	1'40.266	1'40.383	1'40.286	1'40.878	1'40.290	1'40.568	1'41.338	1'40.429	1'40.785	1'41.977	1'41.488	1'42.096	1'42.316	1'43.457
17	1'40.328	1'40.558	1'40.459	1'40.550	1'40.214	1'41.398	1'41.634	1'40.638	1'40.744	1'41.254	1'40.953	1'42.207	1'41.696	1'42.116
18	1'40.319	1'40.537	1'40.078	1'40.331	1'40.829	1'40.344	1'41.569	1'40.662	1'40.787	1'41.461	1'41.298	1'42.183	1'41.964	1'42.463
19	1'40.280	1'40.346	1'40.366	1'40.413	1'40.739	1'40.513	1'41.607	1'40.610	1'40.875	1'41.598	1'41.425	1'42.810	1'42.242	1'43.110
20	1'40.477	1'40.728	1'40.065	1'40.770	1'40.088	1'40.332	1'41.726	1'40.663	1'41.300	1'41.585	1'41.211	1'41.999	1'42.605	1'43.900
21	1'42.922	1'40.668	1'40.533	1'41.302	1'40.707	1'40.721	1'41.635	1'42.452	1'41.535	1'41.867	1'41.833	1'42.181	1'43.842	1'47.115

	77 Sch	2 Cam	50 Lav	51 Mar	96 Smr
1	1'46.958	1'46.551	1'43.202	1'46.690	1'48.775
2	1'42.778	1'49.385	1'40.724		
3	1'42.707	1'43.421			
4	1'42.224	1'42.401			
5	1'41.979	1'43.321			
6	1'41.823	1'42.313			
7	1'41.991	1'55.587			
8	1'41.956				
9	1'41.678				
10	1'41.956				
11	1'42.179				
12	2'19.716				

14/10/2018

These data/results cannot be reproduced, stored and/or transmitted in whole or in part by any manner of electronic, mechanical, photocopying, recording, broadcasting or otherwise now known or herein after developed without the previous express consent by the copyright owner, except for reproduction in daily press and regular printed publications on sale to the public within 60 days of the event related to those data/results and always provided that copyright symbol appears together as follows below.

© DORNA WSBK ORGANIZATION Srl 2018

FCR PERUGIA TIMING



Official Tyre Supplier



Official Timekeeper

MOTUL Argentinian Round, 12 - 14 October 2018

World Superbike - Best Sectors & Speed Race 2

San Juan Villicum Circuit 4.276 m

RESULTS

1	1 J. REA	Kawasaki ZX-10RR	Laps 21
2	12 X. FORES	Ducati Panigale R	3.273
3	33 M. MELANDRI	Ducati Panigale R	4.660
4	7 C. DAVIES	Ducati Panigale R	6.838
5	66 T. SYKES	Kawasaki ZX-10RR	9.377
6	22 A. LOWES	Yamaha YZF R1	10.945
7	54 T. RAZGATLIOGLU	Kawasaki ZX-10RR	12.638
8	32 L. SAVADORI	Aprilia RSV4 RF	13.958
9	60 M. VAN DER MARK	Yamaha YZF R1	15.715
10	45 J. GAGNE	Honda CBR1000RR	20.861
11	76 L. BAZ	BMW S 1000 RR	25.595
12	36 L. MERCADO	Kawasaki ZX-10RR	33.171
13	40 R. RAMOS	Kawasaki ZX-10RR	47.254
14	16 G. RUIU	Kawasaki ZX-10RR	55.140
RET	77 M. SCHEIB	MV Agusta 1000 F4	9 Laps
RET	2 L. CAMIER	Honda CBR1000RR	14 Laps
RET	50 E. LAVERTY	Aprilia RSV4 RF	19 Laps
RET	51 F. MARINO	Honda CBR1000RR	20 Laps
RET	96 J. SMRZ	Yamaha YZF R1	20 Laps

SPEED

1	33 M. MELANDRI	Ducati Panigale R	308,6
2	7 C. DAVIES	Ducati Panigale R	306,8
3	32 L. SAVADORI	Aprilia RSV4 RF	305,9
4	12 X. FORES	Ducati Panigale R	305,1
5	50 E. LAVERTY	Aprilia RSV4 RF	304,2
6	66 T. SYKES	Kawasaki ZX-10RR	304,2
7	76 L. BAZ	BMW S 1000 RR	303,4
8	1 J. REA	Kawasaki ZX-10RR	303,4
9	22 A. LOWES	Yamaha YZF R1	303,4
10	60 M. VAN DER MARK	Yamaha YZF R1	303,4
11	2 L. CAMIER	Honda CBR1000RR	302,5
12	36 L. MERCADO	Kawasaki ZX-10RR	301,7
13	45 J. GAGNE	Honda CBR1000RR	301,7
14	54 T. RAZGATLIOGLU	Kawasaki ZX-10RR	300,0
15	77 M. SCHEIB	MV Agusta 1000 F4	300,0
16	16 G. RUIU	Kawasaki ZX-10RR	297,5
17	40 R. RAMOS	Kawasaki ZX-10RR	297,5
18	51 F. MARINO	Honda CBR1000RR	292,7
19	96 J. SMRZ	Yamaha YZF R1	288,0

SEG. 1

1	22 A. LOWES	21.854
2	1 J. REA	21.881
3	33 M. MELANDRI	21.887
4	54 T. RAZGATLIOGLU	21.929
5	12 X. FORES	21.937
6	60 M. VAN DER MARK	21.969
7	66 T. SYKES	21.984
8	32 L. SAVADORI	22.016
9	7 C. DAVIES	22.022
10	50 E. LAVERTY	22.093
11	40 R. RAMOS	22.116
12	76 L. BAZ	22.120
13	45 J. GAGNE	22.146
14	36 L. MERCADO	22.166
15	77 M. SCHEIB	22.239
16	2 L. CAMIER	22.355
17	16 G. RUIU	22.413
18	51 F. MARINO	22.482
19	96 J. SMRZ	22.568

SEG. 2

1	33 M. MELANDRI	25.532
2	12 X. FORES	25.651
3	1 J. REA	25.698
4	7 C. DAVIES	25.755
5	66 T. SYKES	25.771
6	60 M. VAN DER MARK	25.840
7	22 A. LOWES	25.853
8	32 L. SAVADORI	25.863
9	50 E. LAVERTY	25.872
10	45 J. GAGNE	25.879
11	54 T. RAZGATLIOGLU	26.065
12	76 L. BAZ	26.109
13	36 L. MERCADO	26.145
14	16 G. RUIU	26.217
15	40 R. RAMOS	26.274
16	2 L. CAMIER	26.354
17	77 M. SCHEIB	26.380
18	51 F. MARINO	26.563
19	96 J. SMRZ	26.589

SEG. 3

1	7 C. DAVIES	25.638
2	1 J. REA	25.660
3	66 T. SYKES	25.743
4	33 M. MELANDRI	25.788
5	12 X. FORES	25.813
6	32 L. SAVADORI	25.871
7	22 A. LOWES	25.939
8	54 T. RAZGATLIOGLU	25.954
9	60 M. VAN DER MARK	26.012
10	76 L. BAZ	26.022
11	50 E. LAVERTY	26.029
12	45 J. GAGNE	26.050
13	77 M. SCHEIB	26.142
14	36 L. MERCADO	26.266
15	40 R. RAMOS	26.325
16	16 G. RUIU	26.357
17	2 L. CAMIER	26.471
18	51 F. MARINO	26.674
19	96 J. SMRZ	27.263

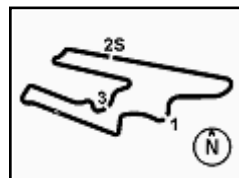
SEG. 4

1	1 J. REA	26.348
2	7 C. DAVIES	26.402
3	54 T. RAZGATLIOGLU	26.417
4	33 M. MELANDRI	26.418
5	12 X. FORES	26.452
6	22 A. LOWES	26.454
7	66 T. SYKES	26.469
8	32 L. SAVADORI	26.470
9	45 J. GAGNE	26.501
10	50 E. LAVERTY	26.534
11	36 L. MERCADO	26.584
12	60 M. VAN DER MARK	26.586
13	76 L. BAZ	26.609
14	40 R. RAMOS	26.766
15	77 M. SCHEIB	26.799
16	2 L. CAMIER	26.802
17	16 G. RUIU	26.872
18	51 F. MARINO	26.880
19	96 J. SMRZ	27.526

14/10/2018

These data/results cannot be reproduced, stored and/or transmitted in whole or in part by any manner of electronic, mechanical, photocopying, recording, broadcasting or otherwise now known or herein after developed without the previous express consent by the copyright owner, except for reproduction in daily press and regular printed publications on sale to the public within 60 days of the event related to those data/results and always provided that copyright symbol appears together as follows below.

© DORNA WSBK ORGANIZATION Srl 2018



MOTUL Argentinian Round, 12 - 14 October 2018 World Superbike - Chronological Analysis Race 2

San Juan Villicum Circuit 4.276 m

Start at 16:00'27.289

1 / 3

1°		1 J. REA (1'39.807)					
Lap	Seg.1	Seg.2	Seg.3	Seg.4	Lap Time	km/h	Local Time
1		25.837	26.419	27.306	1'44.723	272,7	16:02'12.012
2	22.337	26.044	26.107	26.544	1'41.032	282,0	16:03'53.044
3	21.881	25.859	25.851	26.536	1'40.127	288,0	16:05'33.171
4	22.078	25.698	25.904	26.509	1'40.189	288,0	16:07'13.360
5	21.949	25.750	25.905	26.370	1'39.974	300,0	16:08'53.334
6	21.958	25.795	25.823	26.474	1'40.050	302,5	16:10'33.384
7	21.903	25.705	25.856	26.452	1'39.916	303,4	16:12'13.300
8	22.018	25.895	26.399	26.685	1'40.997	290,3	16:13'54.297
9	22.262	25.753	25.844	26.416	1'40.275	301,7	16:15'34.572
10	22.063	25.821	25.660	26.348	1'39.892	300,0	16:17'14.464
11	21.951	25.758	25.737	26.499	1'39.945	301,7	16:18'54.409
12	22.320	25.956	25.754	26.575	1'40.605	302,5	16:20'35.014
13	22.038	25.947	26.417	26.561	1'40.963	300,8	16:22'15.977
14	21.946	25.724	25.743	26.394	1'39.807	302,5	16:23'55.784
15	22.294	25.916	25.835	26.536	1'40.581	303,4	16:25'36.365
16	22.094	25.820	25.828	26.524	1'40.266	301,7	16:27'16.631
17	22.050	25.856	25.904	26.518	1'40.328	302,5	16:28'56.959
18	22.039	25.837	25.987	26.456	1'40.319	302,5	16:30'37.278
19	21.986	25.724	25.955	26.615	1'40.280	302,5	16:32'17.558
20	22.035	25.839	25.935	26.668	1'40.477	302,5	16:33'58.035
21	22.137	26.064	26.366	28.355	1'42.922	302,5	16:35'40.957

Race Time 35'13.668

2°		12 X. FORES (1'39.853)					
Lap	Seg.1	Seg.2	Seg.3	Seg.4	Lap Time	km/h	Local Time
1		25.826	25.982	26.480	1'42.326	301,7	16:02'09.615
2	21.937	25.651	25.813	26.452	1'39.853	305,1	16:03'49.468
3	22.010	25.798	25.973	26.534	1'40.315	304,2	16:05'29.783
4	22.126	26.137	25.989	26.620	1'40.872	304,2	16:07'10.655
5	22.214	25.949	26.388	26.519	1'41.070	304,2	16:08'51.725
6	22.109	25.938	25.875	26.584	1'40.506	302,5	16:10'32.231
7	22.120	25.832	26.019	26.541	1'40.512	302,5	16:12'12.743
8	22.167	26.286	26.189	26.763	1'41.405	295,1	16:13'54.148
9	22.726	25.868	25.926	26.506	1'41.026	303,4	16:15'35.174
10	22.289	25.792	25.906	26.496	1'40.483	303,4	16:17'15.657
11	22.158	25.806	25.988	26.650	1'40.602	305,1	16:18'56.259
12	22.567	26.027	26.028	26.521	1'41.143	301,7	16:20'37.402
13	22.359	25.911	26.032	26.552	1'40.854	304,2	16:22'18.256
14	22.097	25.915	25.899	26.527	1'40.438	301,7	16:23'58.694
15	22.336	26.149	26.155	27.676	1'42.316	302,5	16:25'41.010
16	22.095	25.835	25.915	26.538	1'40.383	304,2	16:27'21.393
17	22.111	25.836	25.931	26.680	1'40.558	304,2	16:29'01.951
18	22.110	25.860	25.915	26.652	1'40.537	302,5	16:30'42.488
19	22.151	25.729	25.881	26.585	1'40.346	304,2	16:32'22.834
20	22.288	25.876	25.986	26.578	1'40.728	302,5	16:34'03.562
21	22.127	25.824	26.079	26.638	1'40.668	305,1	16:35'44.230

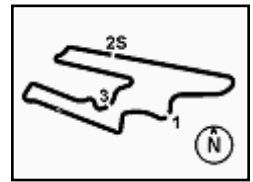
Race Time 35'16.941

3°		33 M. MELANDRI (1'39.883)					
Lap	Seg.1	Seg.2	Seg.3	Seg.4	Lap Time	km/h	Local Time
1		26.081	26.449	26.935	1'45.105	291,9	16:02'12.394
2	22.171	25.701	26.380	26.944	1'41.196	294,3	16:03'53.590
3	22.047	25.865	26.056	26.722	1'40.690	295,9	16:05'34.280
4	22.327	26.065	26.195	26.550	1'41.137	293,5	16:07'15.417
5	22.040	25.689	25.928	26.898	1'40.555	304,2	16:08'55.972
6	22.148	27.733	26.270	26.632	1'42.783	289,5	16:10'38.755
7	22.428	25.905	26.182	26.654	1'41.169	291,9	16:12'19.924
8	22.336	25.899	25.939	26.555	1'40.729	304,2	16:14'00.653
9	22.248	26.153	25.964	26.559	1'40.924	303,4	16:15'41.577
10	21.974	25.897	25.877	26.555	1'40.303	304,2	16:17'21.880
11	21.985	25.827	25.892	26.572	1'40.276	306,8	16:19'02.156
12	22.408	25.725	25.879	26.511	1'40.523	306,8	16:20'42.679
13	22.030	25.699	25.943	26.460	1'40.132	305,9	16:22'22.811
14	21.927	25.582	25.788	26.586	1'39.883	305,9	16:24'02.694

14/10/2018 P = Pits In/Out - C = Lap Time Cancelled

These data/results cannot be reproduced, stored and/or transmitted in whole or in part by any manner of electronic, mechanical, photocopying, recording, broadcasting or otherwise now known or herein after developed without the previous express consent by the copyright owner, except for reproduction in daily press and regular printed publications on sale to the public within 60 days of the event related to those data/results and always provided that copyright symbol appears together as follows below.

© DORNA WSBK ORGANIZATION Srl 2018



MOTUL Argentinian Round, 12 - 14 October 2018
World Superbike - Chronological Analysis Race 2

San Juan Villicum Circuit 4.276 m

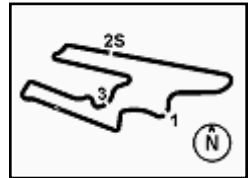
Start at 16:00'27.289

9° 60 M. VAN DER MARK (1'40.663)								
Lap	Seg.1	Seg.2	Seg.3	Seg.4	Lap Time	km/h	Local Time	
1		25.981	26.396	27.758	1'45.033	291,1	16:02'12.322	
2	22.439	26.121	26.244	26.905	1'41.709	299,2	16:03'54.031	
3	22.165	26.020	26.107	26.626	1'40.918	301,7	16:05'34.949	
4	22.115	26.206	26.271	26.631	1'41.223	300,8	16:07'16.172	
5	22.199	25.975	26.324	26.674	1'41.172	295,1	16:08'57.344	
6	22.189	26.113	26.288	26.746	1'41.336	293,5	16:10'38.680	
7	22.335	26.011	26.092	26.771	1'41.209	301,7	16:12'19.889	
8	22.224	26.305	26.222	27.642	1'42.393	298,3	16:14'02.282	
9	22.529	26.613	26.222	26.864	1'42.228	300,8	16:15'44.510	
10	22.102	25.985	26.191	26.946	1'41.224	299,2	16:17'25.734	
11	22.124	25.951	26.375	27.467	1'41.917	297,5	16:19'07.651	
12	22.082	25.941	26.094	26.727	1'40.844	301,7	16:20'48.495	
13	22.036	25.907	26.250	26.586	1'40.779	301,7	16:22'29.274	
14	22.037	25.840	26.136	26.650	1'40.663	303,4	16:24'09.937	
15	21.969	25.906	26.196	26.638	1'40.709	300,8	16:25'50.646	
16	22.127	25.889	26.059	26.710	1'40.785	301,7	16:27'31.431	
17	22.125	25.906	26.012	26.701	1'40.744	302,5	16:29'12.175	
18	22.105	25.976	26.072	26.634	1'40.787	302,5	16:30'52.962	
19	22.084	25.895	26.160	26.736	1'40.875	301,7	16:32'33.837	
20	22.213	25.963	26.201	26.923	1'41.300	302,5	16:34'15.137	
21	22.128	26.062	26.388	26.957	1'41.535	301,7	16:35'56.672	
Race Time 35'24.613								
7° 54 T. RAZGATLIOGLU (1'40.466)								
Lap	Seg.1	Seg.2	Seg.3	Seg.4	Lap Time	km/h	Local Time	
1		26.246	26.134	26.417	1'43.453	298,3	16:02'10.742	
2	22.091	26.068	25.992	26.475	1'40.626	300,0	16:03'51.368	
3	22.106	26.324	26.052	26.706	1'41.188	295,1	16:05'32.556	
4	22.043	26.260	26.559	26.470	1'41.332	295,9	16:07'13.888	
5	21.929	26.065	25.984	26.500	1'40.478	298,3	16:08'54.366	
6	21.945	26.126	26.044	26.571	1'40.686	295,9	16:10'35.052	
7	21.930	26.147	25.954	26.435	1'40.466	295,9	16:12'15.518	
8	21.954	26.138	26.216	26.657	1'40.965	296,7	16:13'56.483	
9	22.111	26.165	26.065	26.591	1'40.932	295,9	16:15'37.415	
10	21.943	26.170	26.093	26.711	1'40.917	294,3	16:17'18.332	
11	22.151	26.223	26.135	26.543	1'41.052	296,7	16:18'59.384	
12	21.948	26.267	26.091	26.591	1'40.897	295,1	16:20'40.281	
13	22.004	26.215	26.015	26.664	1'40.898	295,1	16:22'21.179	
14	22.011	26.220	26.140	26.779	1'41.150	295,9	16:24'02.329	
15	22.106	26.264	26.625	26.762	1'41.757	294,3	16:25'44.086	
16	22.261	26.183	26.072	26.822	1'41.338	299,2	16:27'25.424	
17	22.316	26.221	26.247	26.850	1'41.634	297,5	16:29'07.058	
18	22.109	26.304	26.276	26.880	1'41.569	296,7	16:30'48.627	
19	22.254	26.316	26.322	26.715	1'41.607	292,7	16:32'30.234	
20	22.146	26.300	26.357	26.923	1'41.726	293,5	16:34'11.960	
21	22.267	26.207	26.332	26.829	1'41.635	296,7	16:35'53.595	
Race Time 35'26.306								
8° 32 L. SAVADORI (1'40.429)								
Lap	Seg.1	Seg.2	Seg.3	Seg.4	Lap Time	km/h	Local Time	
1		26.332	26.632	26.961	1'45.673	297,5	16:02'12.962	
2	22.270	25.952	26.329	26.886	1'41.437	300,8	16:03'54.399	
3	22.345	26.058	26.086	26.760	1'41.249	304,2	16:05'35.648	
4	22.172	25.952	25.961	26.741	1'40.826	305,1	16:07'16.474	
5	22.296	25.905	26.209	26.707	1'41.117	295,9	16:08'57.591	
6	22.211	26.123	26.438	26.820	1'41.592	282,7	16:10'39.183	
7	22.220	26.063	26.094	26.669	1'41.046	305,9	16:12'20.229	
8	22.274	26.014	26.240	27.572	1'42.100	293,5	16:14'02.329	
9	22.366	25.911	26.326	26.839	1'41.442	305,1	16:15'43.771	
10	22.198	25.966	26.043	26.916	1'41.123	300,0	16:17'24.894	
11	22.016	25.958	26.108	26.888	1'40.970	303,4	16:19'05.864	
12	22.125	25.946	26.005	26.618	1'40.694	301,7	16:20'46.558	
13	22.219	26.025	26.222	26.732	1'41.198	300,0	16:22'27.756	
14	22.191	25.971	25.988	26.774	1'40.924	300,0	16:24'08.680	
15	22.195	25.990	25.976	26.620	1'40.781	298,3	16:25'49.461	
16	22.134	25.942	25.871	26.482	1'40.429	304,2	16:27'29.890	
17	22.118	26.001	26.049	26.470	1'40.638	302,5	16:29'10.528	
18	22.167	25.992	25.926	26.577	1'40.662	303,4	16:30'51.190	
19	22.162	25.863	26.049	26.536	1'40.610	303,4	16:32'31.800	
20	22.063	25.998	26.010	26.592	1'40.663	303,4	16:34'12.463	
21	22.233	25.954	27.028	27.237	1'42.452	293,5	16:35'54.915	
Race Time 35'27.626								
11° 76 L. BAZ (1'40.953)								
Lap	Seg.1	Seg.2	Seg.3	Seg.4	Lap Time	km/h	Local Time	
1		26.477	26.789	26.929	1'46.270	291,9	16:02'13.559	
2	22.483	26.415	26.368	26.784	1'42.050	298,3	16:03'55.609	
3	22.508	26.551	26.276	26.839	1'42.174	298,3	16:05'37.783	
4	22.613	26.190	26.371	27.504	1'42.678	301,7	16:07'20.461	
5	22.478	26.414	26.082	26.828	1'41.802	301,7	16:09'02.263	
6	22.152	26.152	26.164	26.609	1'41.077	300,8	16:10'43.340	
7	22.166	26.301	26.186	26.632	1'41.285	299,2	16:12'24.625	
8	22.454	26.158	26.203	26.878	1'41.693	301,7	16:14'06.318	
9	22.233	26.117	26.203	26.778	1'41.431	296,7	16:15'47.749	
10	22.368	26.148	26.483	26.631	1'41.630	287,2	16:17'29.379	
11	22.268	26.270	26.214	26.843	1'41.595	298,3	16:19'10.974	
12	22.283	26.122	26.338	26.941	1'41.684	293,5	16:20'52.658	
13	22.575	26.762	26.262	27.011	1'42.610	300,0	16:22'35.268	
14	22.208	26.421	26.090	26.802	1'41.521	299,2	16:24'16.789	

14/10/2018 P = Pits In/Out - C = Lap Time Cancelled

These data/results cannot be reproduced, stored and/or transmitted in whole or in part by any manner of electronic, mechanical, photocopying, recording, broadcasting or otherwise now known or herein after developed without the previous express consent by the copyright owner, except for reproduction in daily press and regular printed publications on sale to the public within 60 days of the event related to those data/results and always provided that copyright symbol appears together as follows below.

© DORNA WSBK ORGANIZATION Srl 2018



MOTUL Argentinian Round, 12 - 14 October 2018

World Superbike - Chronological Analysis Race 2

San Juan Villicum Circuit 4.276 m

Start at 16:00'27.289

3 / 3

15	22.248	26.235	26.205	26.867	1'41.555	299,2	16:25'58.344	7	22.434	26.519	26.637	27.054	1'42.644	294,3	16:12'30.679
16	22.254	26.174	26.312	26.748	1'41.488	300,0	16:27'39.832	8	22.590	26.576	26.664	27.024	1'42.854	295,1	16:14'13.533
17	22.120	26.120	26.022	26.691	1'40.953	301,7	16:29'20.785	9	23.003	26.591	26.656	27.054	1'43.304	291,9	16:15'56.837
18	22.384	26.109	26.120	26.685	1'41.298	303,4	16:31'02.083	10	22.528	26.495	26.670	27.315	1'43.008	291,1	16:17'39.845
19	22.208	26.134	26.256	26.827	1'41.425	300,8	16:32'43.508	11	22.889	26.615	26.724	27.219	1'43.447	292,7	16:19'23.292
20	22.148	26.176	26.130	26.757	1'41.211	301,7	16:34'24.719	12	23.025	26.579	26.968	27.056	1'43.628	294,3	16:21'06.920
21	22.189	26.291	26.449	26.904	1'41.833	299,2	16:36'06.552	13	22.650	26.410	26.544	26.956	1'42.560	294,3	16:22'49.480
Race Time 35'39.263															

12° 36 L. MERCADO (1'41.408)

Lap	Seg.1	Seg.2	Seg.3	Seg.4	Lap Time	km/h	Local Time
1		26.435	26.640	26.908	1'45.877	293,5	16:02'13.166
2	22.449	26.339	26.432	26.732	1'41.952	301,7	16:03'55.118
3	22.397	26.252	26.724	27.154	1'42.527	296,7	16:05'37.645
4	22.579	26.317	26.287	26.794	1'41.977	300,8	16:07'19.622
5	22.461	26.145	26.372	26.608	1'41.586	298,3	16:09'01.208
6	22.307	26.240	26.388	26.584	1'41.519	295,9	16:10'42.727
7	22.326	26.225	26.408	26.784	1'41.743	296,7	16:12'24.470
8	22.166	26.222	26.279	26.741	1'41.408	297,5	16:14'05.878
9	22.351	26.162	26.401	26.757	1'41.671	295,9	16:15'47.549
10	22.291	26.346	26.338	26.732	1'41.707	295,9	16:17'29.256
11	22.217	26.196	26.266	26.904	1'41.583	297,5	16:19'10.839
12	22.264	26.196	26.311	26.976	1'41.747	296,7	16:20'52.586
13	22.706	26.809	27.248	27.595	1'44.358	288,8	16:22'36.944
14	22.275	26.236	26.320	26.925	1'41.756	295,9	16:24'18.700
15	22.264	26.347	26.512	26.829	1'41.952	294,3	16:26'00.652
16	22.353	26.266	26.448	27.029	1'42.096	293,5	16:27'42.748
17	22.345	26.186	26.599	27.077	1'42.207	297,5	16:29'24.955
18	22.429	26.326	26.455	26.973	1'42.183	297,5	16:31'07.138
19	23.002	26.363	26.448	26.997	1'42.810	295,9	16:32'49.948
20	22.445	26.246	26.511	26.797	1'41.999	295,1	16:34'31.947
21	22.425	26.390	26.479	26.887	1'42.181	295,1	16:36'14.128
Race Time 35'46.839							

RET 77 M. SCHEIB (1'41.678)

Lap	Seg.1	Seg.2	Seg.3	Seg.4	Lap Time	km/h	Local Time
1		26.843	26.770	26.923	1'46.958	293,5	16:02'14.247
2	22.561	26.653	26.504	27.060	1'42.778	299,2	16:03'57.025
3	22.391	26.732	26.607	26.977	1'42.707	296,7	16:05'39.732
4	22.453	26.529	26.252	26.990	1'42.224	299,2	16:07'21.956
5	22.402	26.380	26.235	26.962	1'41.979	300,0	16:09'03.935
6	22.487	26.395	26.142	26.799	1'41.823	296,7	16:10'45.758
7	22.290	26.415	26.308	26.978	1'41.991	297,5	16:12'27.749
8	22.359	26.401	26.143	27.053	1'41.956	297,5	16:14'09.705
9	22.239	26.434	26.158	26.847	1'41.678	295,9	16:15'51.383
10	22.357	26.439	26.151	27.009	1'41.956	295,9	16:17'33.339
11	22.334	26.583	26.143	27.119	1'42.179	297,5	16:19'15.518
12	36.244	32.002	28.721	42.749	2'19.716P	282,7	16:21'35.234
Race Time 21'07.945							

13° 40 R. RAMOS (1'41.696)

Lap	Seg.1	Seg.2	Seg.3	Seg.4	Lap Time	km/h	Local Time
1		26.933	27.194	26.895	1'47.724	291,9	16:02'15.013
2	22.603	26.358	28.171	26.875	1'44.007	295,9	16:03'59.020
3	22.313	26.544	26.917	26.766	1'42.540	295,9	16:05'41.560
4	22.116	26.274	28.125	27.137	1'43.652	297,5	16:07'25.212
5	22.320	26.353	26.658	27.336	1'42.667	292,7	16:09'07.879
6	22.199	26.349	26.538	26.792	1'41.878	291,9	16:10'49.757
7	22.192	26.327	26.396	27.209	1'42.124	293,5	16:12'31.881
8	22.325	26.274	26.341	26.927	1'41.867	296,7	16:14'13.748
9	22.598	26.409	26.445	26.887	1'42.339	291,9	16:15'56.087
10	22.645	26.478	27.786	26.915	1'43.824	290,3	16:17'39.911
11	23.379	26.455	26.564	27.092	1'43.490	294,3	16:19'23.401
12	22.767	26.582	26.901	27.113	1'43.363	291,9	16:21'06.764
13	22.365	26.512	26.468	27.011	1'42.356	289,5	16:22'49.120
14	22.345	26.395	26.588	27.011	1'42.339	291,9	16:24'31.459
15	22.179	26.504	26.512	26.892	1'42.087	290,3	16:26'13.546
16	22.332	26.441	26.398	27.145	1'42.316	291,9	16:27'55.862
17	22.171	26.323	26.325	26.877	1'41.696	293,5	16:29'37.558
18	22.359	26.441	26.352	26.812	1'41.964	292,7	16:31'19.522
19	22.401	26.357	26.496	26.988	1'42.242	294,3	16:33'01.764
20	22.285	26.343	26.452	27.525	1'42.605	293,5	16:34'44.369
21	22.672	26.570	26.868	27.732	1'43.842	291,1	16:36'28.211
Race Time 36'00.922							

14° 16 G. RUIJ (1'42.116)

Lap	Seg.1	Seg.2	Seg.3	Seg.4	Lap Time	km/h	Local Time
1		26.762	27.296	27.321	1'48.267	288,8	16:02'15.556
2	22.620	26.348	26.471	27.159	1'42.598	295,1	16:03'58.154
3	22.513	26.332	26.576	26.917	1'42.338	297,5	16:05'40.492
4	22.482	26.429	26.361	27.029	1'42.301	296,7	16:07'22.793
5	22.457	26.431	26.527	27.002	1'42.417	297,5	16:09'05.210
6	22.569	26.602	26.605	27.049	1'42.825	291,9	16:10'48.035

14/10/2018 P = Pits In/Out - C = Lap Time Cancelled

These data/results cannot be reproduced, stored and/or transmitted in whole or in part by any manner of electronic, mechanical, photocopying, recording, broadcasting or otherwise now known or herein after developed without the previous express consent by the copyright owner, except for reproduction in daily press and regular printed publications on sale to the public within 60 days of the event related to those data/results and always provided that copyright symbol appears together as follows below.

© DORNA WSBK ORGANIZATION Srl 2018

FICR PERUGIA TIMING



Official Tyre Supplier

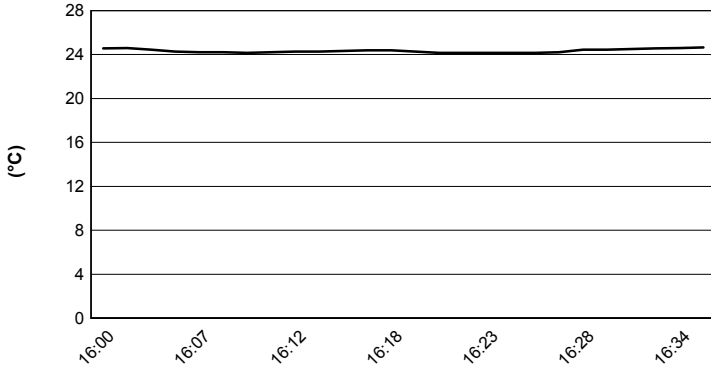


Official Timekeeper

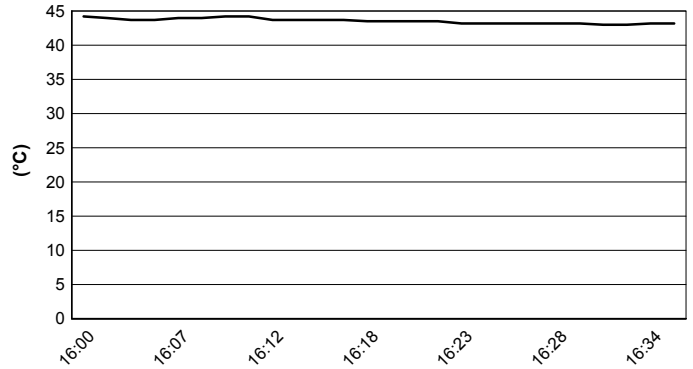
MOTUL Argentinian Round, 12 - 14 October 2018
World Superbike - Weather Report Race 2
 Session started 16:01 - Session ended 16:36

San Juan Villicum Circuit 4.276 m

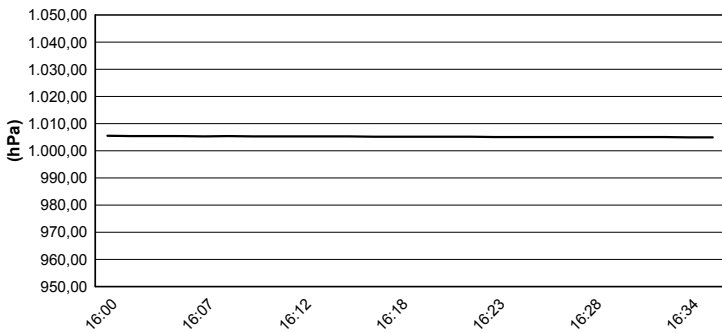
Air Temperature



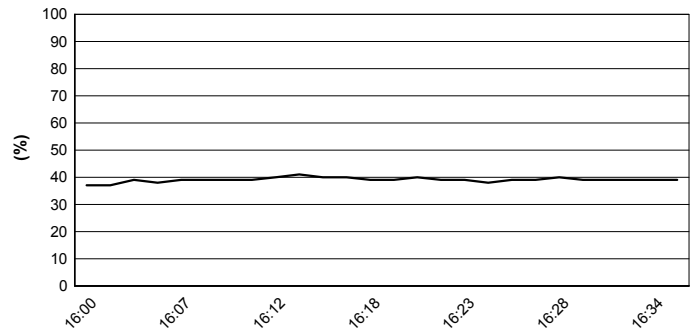
Track Temperature



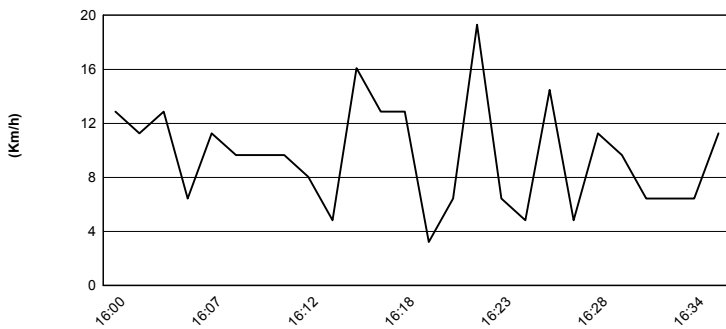
Air Pressure



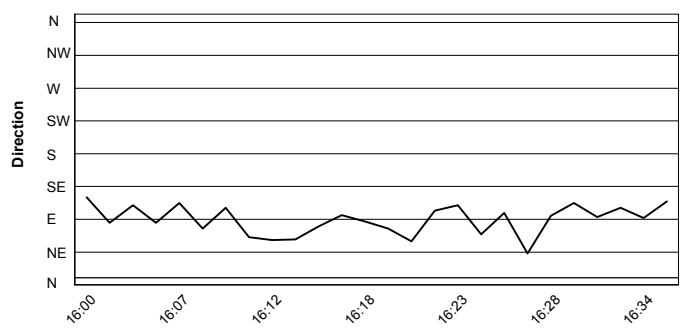
Humidity



Wind Speed



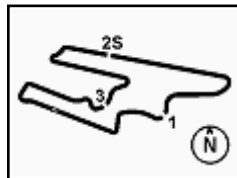
Wind Direction



14/10/2018

These data/results cannot be reproduced, stored and/or transmitted in whole or in part by any manner of electronic, mechanical, photocopying, recording, broadcasting or otherwise now known or herein after developed without the previous express consent by the copyright owner, except for reproduction in daily press and regular printed publications on sale to the public within 60 days of the event related to those data/results and always provided that copyright symbol appears together as follows below.

© DORNA WSBK ORGANIZATION Srl 2018



MOTUL Argentinian Round, 12 - 14 October 2018

World Superbike - Championship Standings

San Juan Villicum Circuit 4.276 m

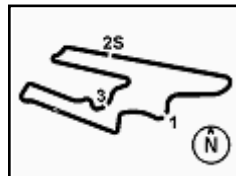
1 / 3

Points	Points From First	Points From Previous	February 25		March 25		April 15		April 22		May 13		May 27		June 10		June 24		July 8		September 16		September 30		October 14		October 27	
			PHILLIP ISLAND	BURIRAM	ARAGÓN	ASSEN	IMOLA	DONINGTON PARK	BRNO	LAGUNA SECA	MISANO	PORTIMÃO	MAGNY COURS	VILLICUM	LOSAIL													
1 REA Jonathan (GBR)	520		11 20	25 13	25 20	25 20	25 25	20 16	25	25 25	25 25	25 25	25 25	25 25	25 25	25 25	25 25	25 25	25 25	25 25	25 25	25 25	25 25	25 25	25 25	25 25	25 25	25 25
2 DAVIES Chaz (GBR)	348 172		16 3	16 25	20 25	16 11	13 20	8 11	8 16	20 20	20 13	13 13	11 20	13														
3 VAN DER MARK Michael (NED)	324 196 24		7 9	9 20	11 11	20 16	10	25 25	13 20	8 11	13 20	16 20	9 16	8 7														
4 SYKES Tom (GBR)	294 226 30		20 13	10	10 10	13 25	20 16	16 10	16	9 8	11 11	11 11	20 13	10 11														
5 MELANDRI Marco (ITA)	286 234 8		2 2	8 9	13 16	10 9	16	5	20 1	11	9 16	20 16	10 11	20 16														
6 LOWES Alex (GBR)	232 288 54		10 11	11 16	9 13	4 2	6 10	13 13	11 25	16 13	10	6 5	9 10	9 10														
7 FORES Xavi (ESP)	227 293 5		13 16	20 11	16	11 13	11 13	11 13	2 8	10 10	10	6 16	8 13	20														
8 RAZGATLIOGLU Toprak (TUR)	145 375 82		3 6	1 8	7 7	6 7	5 8	20	6 7	5 4	8	8 4	8 16	9														
9 LAVERTY Eugene (IRL)	145 375 0		8 1	7			4 7	10	10 13	13 16	16 8	9 7	5 11															
10 SAVADORI Lorenzo (ITA)	133 387 12			4 7	1 6	1 6	8	11 9	9 11	2	8 9	10 13	10 8	8														
11 BAZ Loris (FRA)	127 393 6		5 7	5 4	5 1	9 8	3 5	9 6	5	1 6	7	10 7	6 6	7 5														
12 CAMIER Leon (GBR)	108 412 19		9 10	13 10			6 8	7 9	3 7	6	2 5	7 6	6 12															
13 TORRES Jordi (ESP)	98 422 10		8 6		8	7 10	2 11	5 7		7 9	9 3	4 2	13 13															
14 RINALDI Michael Ruben (ITA)	77 443 21				8 9	4 9	9 4	1 10		5 7	8 3																	
15 MERCADO Leandro (ARG)	66 454 11		6 4	3	3 8	1 6	3 4	4	5 6	6 5	1 2	1 4	4															
16 RAMOS Román (ESP)	63 457 3		2 5	2 3	6 5	5	4	3 6	4 4	3 1	2 1	4 3	16 16															
17 GAGNE Jake (USA)	57 463 6		4 3	2 4	4 4			3	4 6	7 2	2 3	4 3	12 14															
18 HERNANDEZ Yonny (COL)	28 492 29			5 2	1 3			5 2	5 1		4																	
19 JACOBSEN PJ (USA)	21 499 7		2 6	2 2	3 3	2 1	3																					
20 HASLAM Leon (GBR)	14 506 7					7 7	7 19	20 20	20 20	20 20	20 20	20 20	20 20	20 20	20 20	20 20	20 20	20 20	20 20	20 20	20 20	20 20	20 20	20 20	20 20	20 20	20 20	20 20
21 GIUGLIANO Davide (ITA)	11 509 3				3 3	5 5																						
22 CANEPA Niccolò (ITA)	7 513 4									4 3																		
23 MARINO Florian (FRA)	5 515 2																								5 23	23		
24 HANIKA Karel (CZE)	5 515 0									3 2																		
25 RUIU Gabriele (ITA)	4 516 1																									2 27	25	

14/10/2018 First Line: Championship Standings - Second Line: Ranking Progression

These data/results cannot be reproduced, stored and/or transmitted in whole or in part by any manner of electronic, mechanical, photocopying, recording, broadcasting or otherwise now known or herein after developed without the previous express consent by the copyright owner, except for reproduction in daily press and regular printed publications on sale to the public within 60 days of the event related to those data/results and always provided that copyright symbol appears together as follows below.

© DORNA WSBK ORGANIZATION Srl 2018



MOTUL Argentinian Round, 12 - 14 October 2018

World Superbike - Championship Standings

	Points	Points From First	Points From Previous	February 25 PHILLIP ISLAND		March 25 BURIRAM		April 15 ARAGÓN		April 22 ASSEN		May 13 IMOLA		May 27 DONINGTON PARK		June 10 BRNO		June 24 LAGUNA SECA		July 8 MISANO		September 16 PORTIMÃO		September 30 MAGNY COURS		October 14 VILLICUM		October 27 LOSAIL		
				1	2	3	4	5	6	7	8	9	10	11	12	13	14	15	16	17	18	19	20	21	22	23	24	25	26	27
26 SCHEIB Maximilian (CHI)	3	517	1																								3	25	26	
27 RAY Bradley (GBR)	3	517	0										2	1																
28 MOSSEY Luke (GBR)	2	518	1												2															
29 JEZEK Ondrej (CZE)	2	518	0	1								1																		
30 ANDREOZZI Alessandro (ITA)	1	519	1	15	17	18	19	21	21	21	21	22	22	22	23	23	23	24	24	25	25	25	25	25	25	25	27	27	28	
																				1										
																				27	27	27	27	27	27	27	27	30	30	

14/10/2018 First Line: Championship Standings - Second Line: Ranking Progression

These data/results cannot be reproduced, stored and/or transmitted in whole or in part by any manner of electronic, mechanical, photocopying, recording, broadcasting or otherwise now known or herein after developed without the previous express consent by the copyright owner, except for reproduction in daily press and regular printed publications on sale to the public within 60 days of the event related to those data/results and always provided that copyright symbol appears together as follows below.

© DORNA WSBK ORGANIZATION Srl 2018

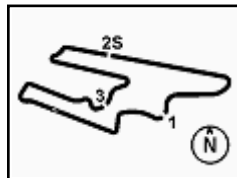
FICR PERUGIA TIMING



Official Tyre Supplier



Official Timekeeper



MOTUL Argentinian Round, 12 - 14 October 2018

World Superbike - Championship Standings

San Juan Villicum Circuit 4.276 m

3 / 3

Points	Points From First	Points From Previous	Independent Riders															
			February 25 PHILLIP ISLAND	March 25 BURIRAM	April 15 ARAGÓN	April 22 ASSEN	May 13 IMOLA	May 27 DONINGTON PARK	June 10 BRNO	June 24 LAGUNA SECA	July 8 MISANO	September 16 PORTIMÃO	September 30 MAGNY COURS	October 14 VILLICUM	October 27 LOSAIL			
1 FORES Xavi (ESP)	227		13 16 1 1	20 11 1 1	16 1 1	11 13 1 1	11 13 1 1		2 8 1 1	10 10 1 1	10 1 1	6 1 1	16 8 1 1	13 20 1 1				
2 RAZGATLIOGLU Toprak (TUR)	145 82		3 6 3 3	1 8 3 2	7 7 2 2	6 7 2 2	5 8 2 2	20 2 2	6 7 2 2	2 2 2 2	5 4 2 2	8 2 2	8 4 2 2	16 9 2 2				
3 RINALDI Michael Ruben (ITA)	77 150 68				8 9 5 4	4 5 5	9 9 3 3	4 3 3	1 10 3 3		5 3 3	7 8 3 3	3 3 3					
4 MERCADO Leandro (ARG)	66 161 11		6 4 2 2	3 2 3	3 8 4 5	4 4 4 4	1 6 5 5	3 4 4 4	4 4 4	5 5 5 5	6 4 4	5 1 4 4	2 1 4 4	4 4 4				
5 RAMOS Román (ESP)	63 164 3		2 5 4 4	2 3 4 4	6 5 3 3	5 3 3	4 4 4 4	4 5 5	3 6 5 5	4 4 4 4	3 1 5 4	2 5 5	1 5 5	4 3 5 5				
6 HERNANDEZ Yonny (COL)	28 199 35			5 6	2 7 7	1 7 7	3 7 7	8 8 8 8	5 2 7 7	5 1 6 6		4 6 6	6 6 6 6	6 6 6 6				
7 JACOBSEN PJ (USA)	21 206 7		2 5	6 5 5	2 5 6	2 3 6 6	2 6 6	1 6 6	3 6 6					7 7 7 7	7 7 7 7			
8 HASLAM Leon (GBR)	14 213 7					7 8 8	7 7 7	8 8 8 8						8 8 8 8	8 8 8 8			
9 CANEPA Niccolò (ITA)	7 220 7										4 3 10 9	9 9 9 9	9 9 9 9	9 9 9 9				
10 MARINO Florian (FRA)	5 222 2													5 10 10				
11 HANIKA Karel (CZE)	5 222 0									3 2 9 9	9 10 9 10	10 10 10 10	10 10 10 10	10 10 10 10				
12 RUIU Gabriele (ITA)	4 223 1													2 2 13 12				
13 RAY Bradley (GBR)	3 224 1						2 1 9 9	9 9 9 9	9 9 9 9	9 10 9 10	11 11 11 11	11 11 11 11	11 11 11 11	12 13 12 13				
14 MOSSEY Luke (GBR)	2 225 1							2 10	10 10 10 10	11 11 11 11	12 12 12 12	12 12 12 12	12 12 12 12	13 14 13 14				
15 JEZEK Ondrej (CZE)	2 225 0		1 5 6	6 7 6 7	8 8 8 8	8 8 8 8	9 9 9 9	9 10 9 10	10 10 10 10	11 11 11 11	12 12 12 12	12 12 12 12	12 12 12 12	13 14 13 14				
16 ANDREOZZI Alessandro (ITA)	1 226 1										1 14 14	14 14 14 14	14 14 14 14	16 16 16 16				

14/10/2018 First Line: Championship Standings - Second Line: Ranking Progression

These data/results cannot be reproduced, stored and/or transmitted in whole or in part by any manner of electronic, mechanical, photocopying, recording, broadcasting or otherwise now known or herein after developed without the previous express consent by the copyright owner, except for reproduction in daily press and regular printed publications on sale to the public within 60 days of the event related to those data/results and always provided that copyright symbol appears together as follows below.

© DORNA WSBK ORGANIZATION Srl 2018

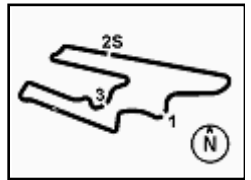
FICR PERUGIA TIMING



Official Tyre Supplier



Official Timekeeper



MOTUL Argentinian Round, 12 - 14 October 2018

World Superbike - Manufacturers Standings

San Juan Villicum Circuit 4.276 m

Points	Points From First	Points From Previous	February 25 PHILLIP ISLAND		March 25 BURIRAM		April 15 ARAGÓN		April 22 ASSEN		May 13 IMOLA		May 27 DONINGTON PARK		June 10 BRNO		June 24 LAGUNA SECA		July 8 MISANO		September 16 PORTIMÃO		September 30 MAGNY COURS		October 14 VILLICUM		October 27 LOSAIL				
			1	2	1	2	1	2	1	2	1	2	1	2	1	2	1	2	1	2	1	2	1	2	1	2	1	2	1	2	
1	KAWASAKI	545	20	20	25	13	25	20	25	25	25	25	25	20	20	25	7	25	25	25	25	25	25	25	25	25	25	25			
2	DUCATI	448	97	25	25	20	25	20	25	16	13	16	20	8	11	20	16	20	20	20	16	16	16	20	20	20	20				
3	YAMAHA	362	183	86	10	11	11	20	11	13	20	16	10	10	25	25	13	25	16	13	13	20	16	20	9	16	9	10			
4	APRILIA	205	340	157	8	1	7	7	3	6	3	6	8	7	11	9	10	13	13	16	16	9	10	13	10	13	10	11	8		
5	HONDA	144	401	61	9	10	13	10	4	4	2	3	2	2	6	8	7	9	6	7	7	6	3	4	5	7	6	6			
6	BMW	127	418	17	5	7	5	4	5	1	9	8	3	5	9	6	5	5	1	6	7	7	10	7	6	6	6	7	5		
7	MV AGUSTA	101	444	26	8	7	6	7	8	7	10	7	7	5	7	7	7	7	7	9	6	6	7	9	3	4	2	3			
8	SUZUKI	3	542	98										2	1	8	8	8	8	8	8	8	8	8	8	8	8	8			

14/10/2018

First Line: Championship Standings - Second Line: Ranking Progression

These data/results cannot be reproduced, stored and/or transmitted in whole or in part by any manner of electronic, mechanical, photocopying, recording, broadcasting or otherwise now known or herein after developed without the previous express consent by the copyright owner, except for reproduction in daily press and regular printed publications on sale to the public within 60 days of the event related to those data/results and always provided that copyright symbol appears together as follows below.

© DORNA WSBK ORGANIZATION Srl 2018

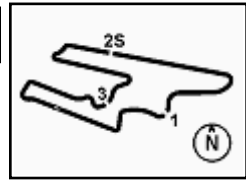
FIAT PERUGIA TIMING



Official Tyre Supplier



Official Timekeeper



MOTUL Argentinian Round, 12 - 14 October 2018
World Superbike - Pirelli Best Lap Award

San Juan Villicum Circuit 4.276 m

Points	Points From First	Points From Previous	February 25	March 25	April 15	April 22	May 13	May 27	June 10	June 24	July 8	September 16	September 30	October 14	October 27			
			PHILLIP ISLAND	BURIRAM	ARAGÓN	ASSEN	IMOLA	DONINGTON PARK	BRNO	LAGUNA SECA	MISANO	PORTIMÃO	MAGNY COURS	VILLICUM	LOSAIL			
Fastest Laps																		
1 REA Jonathan (GBR)	13			1				1	1	1	1	1	1	1	1	1		
2 MELANDRI Marco (ITA)	5 8		1		1	1				1			1					
3 DAVIES Chaz (GBR)	3 10 2			1						1				1				
4 SYKES Tom (GBR)	2 11 1	1				1												
5 VAN DER MARK Michael (NED)	1 12 1					1												

14/10/2018

These data/results cannot be reproduced, stored and/or transmitted in whole or in part by any manner of electronic, mechanical, photocopying, recording, broadcasting or otherwise now known or herein after developed without the previous express consent by the copyright owner, except for reproduction in daily press and regular printed publications on sale to the public within 60 days of the event related to those data/results and always provided that copyright symbol appears together as follows below.

© DORNA WSBK ORGANIZATION Srl 2018

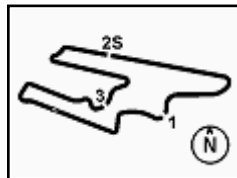
FIKR PERUGIA TIMING



Official Tyre Supplier



Official Timekeeper



MOTUL Argentinian Round, 12 - 14 October 2018

World Superbike - Rider's Performance

San Juan Villicum Circuit 4.276 m

Rider	Points	Points From First	Points From Previous	February 25	March 25	April 15	April 22	May 13	May 27	June 10	June 24	July 8	September 16	September 30	October 14	October 27		
				PHILLIP ISLAND	BURIRAM	ARAGÓN	ASSEN	IMOLA	DONINGTON PARK	BRNO	LAGUNA SECA	MISANO	PORTIMÃO	MAGNY COURS	VILLICUM	LOSAIL	G 1 2	G 1 2
1 REA	520			6 5 2	1 1 4	2 1 2	2 1 2	1 1 1	2 2 3	2 1 Rt	3 1 1	2 1 1	2 1 1	2 1 1	2 1 1			
2 DAVIES	348	172		5 3 Rt	9 3 1	11 2 1	8 3 5	3 4 2	9 8 5	9 8 3	1 2 2	7 2 4	14 4 4	6 5 2	9 Rt 4			
3 VAN DER MARK	324	196	24	8 9 7	10 7 2	6 5 5	7 2 3	12 6 Rt	6 1 1	6 4 2	9 8 5	11 4 2	5 3 2	10 7 3	11 8 9			
4 SYKES	294	226	30	1 2 4	2 6 Rt	3 6 6	6 4 1	2 2 3	1 3 6	1 3 16	2 7 8	1 5 5	6 5 5	1 2 4	4 6 5			
5 MELANDRI	286	234	8	3 1 1	7 8 7	1 4 3	5 6 7	4 3 Rt	12 22 11	3 2 15	10 5 Rt	8 7 3	3 2 3	12 6 5	1 2 3			
6 LOWES	232	288	54	4 6 5	6 5 3	5 7 4	1 12 14	10 10 6	5 4 4	4 5 1	5 3 4	12 Rt 6	12 10 11	5 18 7	6 7 6			
7 FORES	227	293	5	7 4 3	5 2 5	4 3 Rt	3 5 4	5 5 4	22 Rt Rt	13 14 8	8 6 6	4 6 Rt	7 Rt 10	4 3 8	5 4 2			
8 LAVERTY	145	375	82	2 8 15	8 9 Rt			6 12 9	7 6 Rt	5 6 4	4 4 3	3 3 8	1 Rt 7	13 9 11	3 5 Rt			
9 RAZGATLIOGLU	145	375	0	9 13 10	12 15 8	16 9 9	11 10 9	14 11 8	8 21 2	15 10 9	13 Rt	14 11 12	10 8 Rt	9 8 12	7 3 7			
10 SAVADORI	133	387	12	10	11 12 9	10 15 10	4 15 10	9 8 Rt	4 5 7	7 7 5	6 14 Rt	5 8 7	4 Rt 6	3 4 6	8 Rt 8			
11 BAZ	127	393	6	14 11 9	15 11 12	19 11 15	10 7 8	13 13 11	3 7 10	8 18 11	12 15 10	6 Rt 9	8 6 9	8 10 10	13 9 11			
12 CAMIER	108	412	19	11 7 6	3 4 6	9 Rt			13 10 8	10 9 7	7 Rt 13	10 9 10	13 Rt 14	11 11 9	10 10 Rt			
13 TORRES	98	422	10	12 Rt 8	4 10 Rt	7 Rt 8	9 9 6	7 14 5	14 11 9	18 Rt Rt	11 9 7	9 18 Rt	9 7 13	15 12 14				
14 RINALDI	77	443	21			8 8 7	12 Rt 12	8 7 7	15 12 Rt	11 15 6		20 17 11	11 9 8	7 Rt 13				
15 MERCADO	66	454	11	17 10 12	13 13 Rt	15 Rt 13	13 8 Rt	16 15 10	18 13 12	16 12 17	14 Rt 11	13 10 17	16 11 15	16 14 15	12 Rt 12			
16 RAMOS	63	457	3	15 14 11	16 14 13	18 10 11	14 11 Rt	15 Rt 12	20 19 Rt	14 13 10	20 12 12	18 13 15	19 14 Rt	18 15 18	17 12 13			
17 GAGNE	57	463	6	13 12 13	14 18 14	13 12 12	19	19 16 Rt	21 16 13	19 Rt 12	16 10 9	19 14 14	15 13 12	14 13 16	14 Rt 10			
18 HERNANDEZ	28	492	29	18 Rt	18 16 11	20 14 16	17 16 15	21 17 13		12 11 14	17 11 15	15 Rt 16	17 12 16					
19 JACOBSEN	21	499	7	22 16 14	17 17 10	17 16 14	15 14 13	17 Rt 14	19 15 16	17 16 13	19 Rt Rt	17 16 Rt	18 Rt 17	17 16 17				
20 HASLAM	14	506	7					11 9 16	11 9 Rt									
21 GIUGLIANO	11	509	3			14 13 18	16 13 11											
22 CANEPA	7	513	4						24 20 18			16 12 13						
23 MARINO	5	515	2												15 11 Rt			
24 HANIKA	5	515	0								18 13 14							
25 RUIU	4	516	1												19 14 14			
26 RAY	3	517	1						10 14 15									
27 SCHEIB	3	517	0												16 13 Rt			
28 MOSSEY	2	518	1						16 17 14									
29 JEZEK	2	518	0	20 15 Rt	19 Rt Ex	21 Ex Ex	18 Ex Ex	20 18 15	17 18 17	20 17 18								
30 ANDREOZZI	1	519	1									21 15 Rt						

G = Grid - 1 = Race 1 - 2 = Race 2

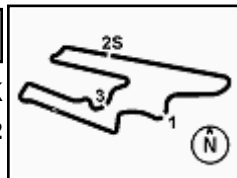
Ns = Did Not Start - Rt = Retired - Ex = Excluded

14/10/2018

These data/results cannot be reproduced, stored and/or transmitted in whole or in part by any manner of electronic, mechanical, photocopying, recording, broadcasting or otherwise now known or herein after developed without the previous express consent by the copyright owner, except for reproduction in daily press and regular printed publications on sale to the public within 60 days of the event related to those data/results and always provided that copyright symbol appears together as follows below.

© DORNA WSBK ORGANIZATION Srl 2018





MOTUL Argentinian Round, 12 - 14 October 2018

World Superbike - Best Laps & Speeds

San Juan Villicum Circuit 4.276 m

No.	Rider Bike	Nat	Best Lap		FP1		FP2		FP3		FP4		SP1		SP2		RC1		WUP		RC2	
			LL	SPD	LL	SPD	LL	SPD	LL	SPD	LL	SPD	LL	SPD	LL	SPD	LL	SPD	LL	SPD	LL	SPD
1	33 M. MELANDRI Ducati Panigale R	ITA	1'39.012		1'44.458	1'42.611	1'40.142	1'39.464					1'39.012	1'39.459	1'41.271	1'39.883						
			117	308,5	17	306,8	17	305,0	18	305,0	9	307,6		6	303,3	21	303,3	8	304,2	21	308,5	
2	1 J. REA Kawasaki ZX-10RR	GBR	1'39.175		1'44.230	1'41.794	1'39.914	1'39.270					1'39.452	1'39.175	1'40.753	1'39.807						
			114	305,0	18	301,6	16	305,0	17	302,5	10	304,2		6	301,6	21	300,8	5	302,5	21	303,3	
3	7 C. DAVIES Ducati Panigale R	GBR	1'39.346		1'45.654	1'42.488	1'40.741	1'39.365					1'40.094	1'39.346	1'41.723	1'40.213						
			106	306,8	18	302,5	17	304,2	16	300,0	10	305,0		5	300,0	12	302,5	7	303,3	21	306,8	
4	50 E. LAVERTY Aprilia RSV4 RF	IRL	1'39.530		1'46.974	1'42.651	1'40.820	1'39.844					1'39.530	1'39.578	1'41.952	1'40.724						
			93	306,8	16	300,0	14	305,0	15	305,0	11	306,8		6	305,0	21	303,3	8	305,9	2	304,2	
5	66 T. SYKES Kawasaki ZX-10RR	GBR	1'39.558		1'45.244	1'43.479	1'41.184	1'39.965	1'39.861				1'39.558	1'39.838	1'42.045	1'40.088						
			120	304,2	16	300,0	16	304,2	15	300,8	11	303,3	7	301,6	5	300,8	21	299,1	8	301,6	21	304,2
6	12 X. FORES Ducati Panigale R	ESP	1'39.590		1'47.263	1'42.976	1'40.916	1'39.904					1'39.590	1'39.677	1'42.643	1'39.853						
			111	305,9	12	299,1	15	300,8	17	300,0	11	305,9		6	302,5	21	304,2	8	303,3	21	305,0	
7	54 T. RAZGATLIOGLU Kawasaki ZX-10RR	TUR	1'39.670		1'44.350	1'42.132	1'40.230	1'39.721					1'40.070	1'39.670	1'41.044	1'40.466						
			121	303,3	15	298,3	19	302,5	20	297,5	11	303,3		6	295,8	21	298,3	8	301,6	21	300,0	
8	60 M. VAN DER MARK Yamaha YZF R1	NED	1'39.684		1'45.565	1'43.100	1'40.959	1'40.058	1'40.280				1'40.343	1'39.684	1'42.115	1'40.663						
			118	304,2	17	301,6	15	303,3	16	302,5	9	304,2	6	300,0	5	299,1	21	300,0	8	302,5	21	303,3
9	22 A. LOWES Yamaha YZF R1	GBR	1'39.730		1'44.096	1'42.159	1'40.255	1'39.838					1'39.730	1'39.947	1'41.892	1'40.332						
			117	303,3	16	300,0	15	301,6	20	301,6	10	302,5		6	299,1	21	299,1	8	298,3	21	303,3	
10	36 L. MERCADO Kawasaki ZX-10RR	ARG	1'39.871		1'46.191	1'43.015	1'40.781	1'40.227					1'40.349	1'39.871	1'42.461	1'41.408						
			93	302,5	16	297,5	13	298,3	16	296,7	9	302,5		6	300,8	4	295,8	8	300,0	21	301,6	
11	45 J. GAGNE Honda CBR1000RR	USA	1'39.890		1'47.921	1'42.581	1'40.993	1'39.890	1'40.718				1'40.367	1'42.181	1'40.754							
			102	303,3	17	294,2	16	297,5	17	299,1	10	303,3	7	298,3			6	296,7	8	299,1	21	301,6
12	76 L. BAZ BMW S 1000 RR	FRA	1'39.903		1'46.216	1'43.316	1'41.094	1'39.903	1'40.352				1'40.388	1'41.716	1'40.953							
			116	303,3	17	295,0	16	296,7	16	302,5	11	303,3	6	301,6			21	297,5	8	300,0	21	303,3
13	32 L. SAVADORI Aprilia RSV4 RF	ITA	1'39.968		1'46.035	1'42.454	1'40.341	1'40.589					1'40.083	1'39.968	1'41.781	1'40.429						
			108	305,9	17	300,0	15	302,5	16	298,3	11	303,3		5	303,3	15	298,3	8	302,5	21	305,9	
14	2 L. CAMIER Honda CBR1000RR	GBR	1'40.189		1'46.479	1'43.144	1'40.706	1'40.566					1'40.189	1'40.380	1'43.478	1'42.313						
			96	304,2	17	300,8	13	302,5	17	301,6	9	304,2		6	300,0	21	303,3	6	301,6	7	302,5	
15	51 F. MARINO Honda CBR1000RR	FRA	1'40.524		1'47.047	1'44.510	1'42.513	1'41.620	1'41.484				1'40.524	1'42.777	1'42.777							
			82	304,2	14	300,0	15	300,0	14	298,3	4	304,2	6	303,3			21	302,5	8	300,0		
16	40 R. RAMOS Kawasaki ZX-10RR	ESP	1'40.723		1'46.533	1'50.875	1'43.048	1'41.309	1'41.893				1'40.723	1'47.296	1'41.696							
			103	297,5	17	295,0	6	293,4	17	291,8	11	296,7	6	297,5			21	295,0	4	289,5	21	297,5
17	77 M. SCHEIB MV Agusta 1000 F4	CHI	1'40.785		2'01.600	1'44.545	1'42.016	1'42.049	1'41.714				1'40.785	1'43.636	1'41.678							
			94	300,8	6	280,5	16	295,0	15	299,1	9	300,8	7	298,3			21	297,5	8	298,3	12	300,0
18	16 G. RUIU Kawasaki ZX-10RR	ITA	1'41.255		1'49.955	1'46.152	1'43.785	1'42.375	1'42.093				1'41.255	1'44.778	1'42.116							
			112	297,5	15	286,4	15	292,6	15	295,0	11	295,8	6	294,2			21	291,8	8	292,6	21	297,5
19	96 J. SMRZ Yamaha YZF R1	CZE	1'42.041		1'48.195	1'44.420	1'42.327	1'42.558	1'42.041					1'45.202	1'42.116							
			69	295,0	16	293,4	14	291,8	13	291,8	11	295,0	7	292,6					8	291,1		

14/10/2018

These data/results cannot be reproduced, stored and/or transmitted in whole or in part by any manner of electronic, mechanical, photocopying, recording, broadcasting or otherwise now known or herein after developed without the previous express consent by the copyright owner, except for reproduction in daily press and regular printed publications on sale to the public within 60 days of the event related to those data/results and always provided that copyright symbol appears together as follows below.

© DORNA WSBK ORGANIZATION Srl 2018

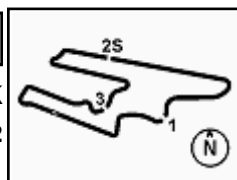
FICR PERUGIA TIMING



Official Tyre Supplier



Official Timekeeper



MOTUL Argentinian Round, 12 - 14 October 2018

World Superbike - Race Winners

San Juan Villicum Circuit 4.276 m

	2015	2016	2017	2018
01 Phillip Island	RC1: Rea J. (GBR) KAW RC2: Haslam L. (GBR) APR	RC1: Rea J. (GBR) KAW RC2: Rea J. (GBR) KAW	RC1: Rea J. (GBR) KAW RC2: Rea J. (GBR) KAW	RC1: Melandri M. (ITA) DUC RC2: Melandri M. (ITA) DUC
02 Chang	RC1: Rea J. (GBR) KAW RC2: Rea J. (GBR) KAW	RC1: Rea J. (GBR) KAW RC2: Sykes T. (GBR) KAW	RC1: Rea J. (GBR) KAW RC2: Rea J. (GBR) KAW	RC1: Rea J. (GBR) KAW RC2: Davies C. (GBR) DUC
03 Motorland Aragon	RC1: Rea J. (GBR) KAW RC2: Davies C. (GBR) DUC	RC1: Davies C. (GBR) DUC RC2: Davies C. (GBR) DUC	RC1: Rea J. (GBR) KAW RC2: Davies C. (GBR) DUC	RC1: Rea J. (GBR) KAW RC2: Davies C. (GBR) DUC
04 TT Circuit Assen	RC1: Rea J. (GBR) KAW RC2: Rea J. (GBR) KAW	RC1: Rea J. (GBR) KAW RC2: Rea J. (GBR) KAW	RC1: Rea J. (GBR) KAW RC2: Rea J. (GBR) KAW	RC1: Rea J. (GBR) KAW RC2: Sykes T. (GBR) KAW
05 Autodromo Imola	RC1: Rea J. (GBR) KAW RC2: Rea J. (GBR) KAW	RC1: Davies C. (GBR) DUC RC2: Davies C. (GBR) DUC	RC1: Davies C. (GBR) DUC RC2: Davies C. (GBR) DUC	RC1: Rea J. (GBR) KAW RC2: Rea J. (GBR) KAW
06 Donington Park	RC1: Sykes T. (GBR) KAW RC2: Sykes T. (GBR) KAW	RC1: Sykes T. (GBR) KAW RC2: Sykes T. (GBR) KAW	RC1: Sykes T. (GBR) KAW RC2: Rea J. (GBR) KAW	RC1: van der Mark M. (NED) YAM RC2: van der Mark M. (NED) YAM
07 Brno				RC1: Rea J. (GBR) KAW RC2: Lowes A. (GBR) YAM
08 Laguna Seca	RC1: Davies C. (GBR) DUC RC2: Davies C. (GBR) DUC	RC1: Rea J. (GBR) KAW RC2: Sykes T. (GBR) KAW	RC1: Davies C. (GBR) DUC RC2: Rea J. (GBR) KAW	RC1: Rea J. (GBR) KAW RC2: Rea J. (GBR) KAW
09 Misano World Circuit	RC1: Sykes T. (GBR) KAW RC2: Rea J. (GBR) KAW	RC1: Rea J. (GBR) KAW RC2: Rea J. (GBR) KAW	RC1: Sykes T. (GBR) KAW RC2: Melandri M. (ITA) DUC	RC1: Rea J. (GBR) KAW RC2: Rea J. (GBR) KAW
10 Portimão	RC1: Rea J. (GBR) KAW RC2: Rea J. (GBR) KAW		RC1: Rea J. (GBR) KAW RC2: Rea J. (GBR) KAW	RC1: Rea J. (GBR) KAW RC2: Rea J. (GBR) KAW
11 Magny-Cours	RC1: Rea J. (GBR) KAW RC2: Rea J. (GBR) KAW	RC1: Davies C. (GBR) DUC RC2: Davies C. (GBR) DUC	RC1: Rea J. (GBR) KAW RC2: Davies C. (GBR) DUC	RC1: Rea J. (GBR) KAW RC2: Rea J. (GBR) KAW
12 Villicum Circuit				RC1: Rea J. (GBR) KAW RC2: Rea J. (GBR) KAW
13 Losail	RC1: Torres J. (ESP) APR RC2: Haslam L. (GBR) APR	RC1: Davies C. (GBR) DUC RC2: Davies C. (GBR) DUC	RC1: Rea J. (GBR) KAW RC2: Rea J. (GBR) KAW	

2018

- 16 J. Rea
- 2 C. Davies
- 2 M. Melandri
- 2 M. van der Mark
- 1 A. Lowes
- 1 T. Sykes

ALL TIMES

- | | | | | |
|----------------|-----------------|----------------|-------------------|-----------------|
| 70 J. Rea | 16 N. Hodgson | 7 B. Bostrom | 2 P. Goddard | 1 A. Morillas |
| 59 C. Fogarty | 16 J. Toseland | 5 D. Tardozzi | 2 M. Lucchinelli | 1 G. Goodfellow |
| 52 T. Bayliss | 14 J. Kocinski | 5 L. Haslam | 2 M. Dowson | 1 P. Picotte |
| 43 N. Haga | 14 S. Russell | 4 R. Phillis | 2 K. Magee | 1 T. Kipp |
| 34 T. Sykes | 14 B. Spies | 4 Y. Kagayama | 2 H. Izutsu | 1 A. Meklau |
| 33 T. Corser | 13 A. Slight | 4 M. Fabrizio | 2 S. Byrne | 1 J. Reynolds |
| 31 C. Edwards | 13 E. Laverty | 3 M. Doohan | 2 M. Neukirchner | 1 C. Walker |
| 29 C. Davies | 11 S. Mertens | 3 A. Yanagawa | 2 L. Baz | 1 N. Hayden |
| 27 D. Polen | 11 R. Xaus | 3 M. Tamada | 2 M. van der Mark | 1 A. Pitt |
| 24 C. Checa | 11 R. Laconi | 3 L. Lanzi | 1 A. Ryo | 1 G. McCoy |
| 23 R. Roche | 10 F. Pirovano | 3 R. Kiyonari | 1 K. Kitagawa | 1 F. Nieto |
| 22 M. Melandri | 10 C. Vermeulen | 3 C. Crutchlow | 1 Y. Takeda | 1 A. Barros |
| 21 M. Biaggi | 9 S. Guintoli | 2 M. Lucchiari | 1 T. Aoki | 1 J. Torres |
| 17 P. Chili | 8 F. Merkel | 2 T. Rymer | 1 J. Whitham | 1 A. Lowes |
| 16 G. Falappa | 8 A. Gobert | 2 D. Chandler | 1 A. Vieira | |

14/10/2018

These data/results cannot be reproduced, stored and/or transmitted in whole or in part by any manner of electronic, mechanical, photocopying, recording, broadcasting or otherwise now known or herein after developed without the previous express consent by the copyright owner, except for reproduction in daily press and regular printed publications on sale to the public within 60 days of the event related to those data/results and always provided that copyright symbol appears together as follows below.

© DORNA WSBK ORGANIZATION Srl 2018

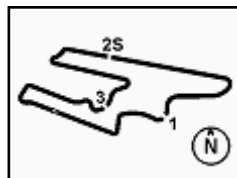
FKR PERUGIA TIMING



Official Tyre Supplier



Official Timekeeper



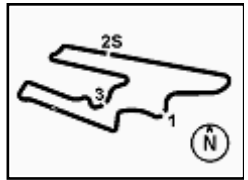
MOTUL Argentinian Round, 12 - 14 October 2018 World Superbike - Team Standings

San Juan Villicum Circuit 4.276 m
1 / 3

	February 25 PHILLIP ISLAND	March 25 BURIRAM	April 15 ARAGÓN	April 22 ASSEN	May 13 IMOLA	May 27 DONINGTON PARK	June 10 BRNO	June 24 LAGUNA SECA	July 8 MISANO	September 16 PORTIMÃO	September 30 MAGNY COURS	October 14 VILLICUM	October 27 LOSAIL																													
1 Kawasaki Racing Team WorldSBK	814																																									
REA Jonathan	520	11	20	25	13	25	20	25	20	25	25	20	25	25	20	16	25	25	25	25	25	25	25																			
SYKES Tom	294	20	13	10		10	10	13	25	20	16	16	10	16		9	8	11	11		11	20	13	10	11																	
2 Aruba.it Racing - Ducati	634 (-180)																																									
DAVIES Chaz	348	16		16	25	20	25	16	11	13	20	8	11	8	16	20	20	20	13		13	11	20		13																	
MELANDRI Marco	286	25	25	8	9	13	16	10	9	16			5	20	1	11		9	16		16	10	11	20	16																	
3 Pata Yamaha Official WorldSBK Team	556 (-258)																																									
VAN DER MARK Michael	324	7	9	9	20	11	11	20	16	10		25	25	13	20	8	11	13	20		20	9	16	8	7																	
LOWES Alex	232	10	11	11	16	9	13	4	2	6	10	13	13	11	25	16	13		10		5		9	9	10																	
4 Milwaukee Aprilia	289 (-525)																																									
LAVERTY Eugene	145	8	1	7						4	7	10		10	13	13	16	16	8		9	7	5	11																		
SAVADORI Lorenzo	133			4	7	1	6	1	6	8		11	9	9	11	2		8	9		10	13	10		8																	
GIUGLIANO Davide	11					3		3	5																																	
5 Barni Racing Team*	227 (-587)																																									
FORES Xavi	227	13	16	20	11	16			11	13	11	13			2	8	10	10	10			6	16	8	13	20																
6 Red Bull Honda World Superbike Team	165 (-649)																																									
CAMIER Leon	108	9	10	13	10							6	8	7	9		3	7	6		2	5	7	6																		
GAGNE Jake	57	4	3		2	4	4					3		4	6	7	2	2			4	3			6																	
7 Kawasaki Puccetti Racing*	159 (-655)																																									
RAZGATLIOGLU Toprak	145	3	6	1	8	7	7	6	7	5	8		20	6	7				5	4			8	4	16	9																
HASLAM Leon	14									7	7																															
8 GULF ALTHEA BMW Racing Team	127 (-687)																																									
BAZ Loris	127	5	7	5	4	5	1	9	8	3	5	9	6		5	1	6		7		7	6	6	7	5																	
9 MV Agusta Reparto Corse	101 (-713)																																									
TORRES Jordi	98		8	6			8	7	10	2	11	5	7			7	9				3	4	2																			
SCHEIB Maximilian	3																							3																		
10 Aruba.it Racing - Junior Team*	77 (-737)																																									
RINALDI Michael Ruben	77					8	9		4	9	9	4		1	10				5		8		3																			
11 Oreac Racing VerdNatura*	66 (-748)																																									
MERCADO Leandro	66	6	4	3			3	8		1	6	3	4	4			5	6			1	2	1		4																	
12 Team GoEleven Kawasaki*	63 (-751)																																									
RAMOS Román	63	2	5	2	3	6	5	5			4			3	6	4	4	3	1			1		4	3																	
13 Team Pedercini Racing*	34 (-780)																																									
HERNANDEZ Yonny	28			5	2			1		3			5	2	5	1																										
RUIU Gabriele	4																							2	2																	
MOSSEY Luke	2												2																													
14 TripleM Honda World Superbike Team*	26 (-788)																																									
JACOBSEN PJ	21		2		6		2	2	3		2	1			3																											
MARINO Florian	5																							5																		
15 Guandalini Racing*	8 (-806)																																									
HANIKA Karel	5															3	2																									
JEZEK Ondrej	2	1								1																																
ANDREOZZI Alessandro	1																		1																							
16 Yamaha Motor Europe*	7 (-807)																																									
CANEPA Niccolò	7																		4	3																						
17 Buildbase Suzuki*	3 (-811)																																									
RAY Bradley	3												2	1																												

14/10/2018 * Independent teams
These data/results cannot be reproduced, stored and/or transmitted in whole or in part by any manner of electronic, mechanical, photocopying, recording, broadcasting or otherwise now known or herein after developed without the previous express consent by the copyright owner, except for reproduction in daily press and regular printed publications on sale to the public within 60 days of the event related to those data/results and always provided that copyright symbol appears together as follows below.
© DORNA WSBK ORGANIZATION Srl 2018





MOTUL Argentinian Round, 12 - 14 October 2018
World Superbike - Team Standings

San Juan Villicum Circuit 4.276 m
2 / 3

February 25 PHILLIP ISLAND	March 25 BURIRAM	April 15 ARAGÓN	April 22 ASSEN	May 13 IMOLA	May 27 DONINGTON PARK	June 10 BRNO	June 24 LAGUNA SECA	July 8 MISANO	September 16 PORTIMÃO	September 30 MAGNY COURS	October 14 VILLICUM	October 27 LOSAIL
--------------------------------------	----------------------------	---------------------------	--------------------------	------------------------	---------------------------------	------------------------	-------------------------------	-------------------------	---------------------------------	------------------------------------	-------------------------------	-----------------------------

14/10/2018

These data/results cannot be reproduced, stored and/or transmitted in whole or in part by any manner of electronic, mechanical, photocopying, recording, broadcasting or otherwise now known or herein after developed without the previous express consent by the copyright owner, except for reproduction in daily press and regular printed publications on sale to the public within 60 days of the event related to those data/results and always provided that copyright symbol appears together as follows below.

© DORNA WSBK ORGANIZATION Srl 2018

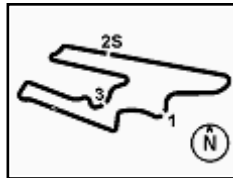
FICR PERUGIA TIMING



Official Tyre Supplier



Official Timekeeper



MOTUL Argentinian Round, 12 - 14 October 2018

World Superbike - Team Standings

San Juan Villicum Circuit 4.276 m
3 / 3

February 25 PHILLIP ISLAND	March 25 BURIRAM	April 15 ARAGÓN	April 22 ASSEN	May 13 IMOLA	May 27 DONINGTON PARK	June 10 BRNO	June 24 LAGUNA SECA	July 8 MISANO	September 16 PORTIMÃO	September 30 MAGNY COURS	October 14 VILLICUM	October 27 LOSAIL
-------------------------------	---------------------	--------------------	-------------------	-----------------	--------------------------	-----------------	------------------------	------------------	--------------------------	-----------------------------	------------------------	----------------------

Independent Teams

1 Barni Racing Team													227												
FORES Xavi	227	13	16	20	11	16	11	13	11	13			2	8	10	10	10			6	16	8	13	20	
2 Kawasaki Puccetti Racing													159 (-68)												
RAZGATLIOGLU Toprak	145	3	6	1	8	7	7	6	7	5	8		20	6	7			5	4	8		8	4	16	9
HASLAM Leon	14									7		7													
3 Aruba.it Racing - Junior Team													77 (-150)												
RINALDI Michael Ruben	77				8	9		4	9	9	4		1	10				5	7	8		3			
4 Orelac Racing VerdNatura													66 (-161)												
MERCADO Leandro	66	6	4	3			3	8		1	6	3	4	4			5	6		5	1	2	1	4	
5 Team GoEleven Kawasaki													63 (-164)												
RAMOS Román	63	2	5	2	3	6	5	5			4			3	6	4	4	3	1	2		1	4	3	
6 Team Pedercini Racing													34 (-193)												
HERNANDEZ Yonny	28			5	2			1		3				5	2	5	1			4					
RUIU Gabriele	4																					2	2		
MOSSEY Luke	2											2													
7 TripleM Honda World Superbike Team													26 (-201)												
JACOBSEN PJ	21		2		6		2	2	3		2	1			3										
MARINO Florian	5																					5			
8 Guandalini Racing													8 (-219)												
HANIKA Karel	5														3	2									
JEZEK Ondrej	2	1								1															
ANDREOZZI Alessandro	1																1								
9 Yamaha Motor Europe													7 (-220)												
CANEPA Niccolò	7																4	3							
10 Buildbase Suzuki													3 (-224)												
RAY Bradley	3												2	1											

14/10/2018

These data/results cannot be reproduced, stored and/or transmitted in whole or in part by any manner of electronic, mechanical, photocopying, recording, broadcasting or otherwise now known or herein after developed without the previous express consent by the copyright owner, except for reproduction in daily press and regular printed publications on sale to the public within 60 days of the event related to those data/results and always provided that copyright symbol appears together as follows below.

© DORNA WSBK ORGANIZATION Srl 2018

FICR PERUGIA TIMING



Official Tyre Supplier



Official Timekeeper