

MOTUL Argentinian Round, 12 - 14 October 2018

World Superbike - Biographical Entry List

San Juan Villicum Circuit 4.276 m

No.	Rider (Abbreviation)	Nat	Bike	Wins	Podiums	Pole	Races	Tyres	Class
Age	Date of Birth	Place of Birth	Team	2018	2018	2018	2018		
1	REA Jonathan (Rea) 31 02/02/1987	GBR	Kawasaki ZX-10RR Kawasaki Racing Team WorldSBK	68 14	131 19	16 2	240 22	Pirelli	
2	CAMIER Leon (Cam) 32 04/08/1986	GBR	Honda CBR1000RR Red Bull Honda World Superbike Team		9		202 17	Pirelli	
3	DAVIES Chaz (Dav) 31 10/02/1987	GBR	Ducati Panigale R Aruba.it Racing - Ducati	29 2	79 12	6 1	174 22	Pirelli	
4	FORES Xavi (For) 33 16/09/1985	ESP	Ducati Panigale R Barni Racing Team		5 4		88 22	Pirelli	IND
5	RUIU Gabriele (Rui) 18 16/05/2000	ITA	Kawasaki ZX-10RR Team Pedercini Racing					Pirelli	IND
6	LOWES Alex (Low) 28 14/09/1990	GBR	Yamaha YZF R1 Pata Yamaha Official WorldSBK Team	1 1	10 3	1 1	126 22	Pirelli	
7	SAVADORI Lorenzo (Sav) 25 04/04/1993	ITA	Aprilia RSV4 RF Milwaukee Aprilia				71 20	Pirelli	
8	MELANDRI Marco (Mel) 36 07/08/1982	ITA	Ducati Panigale R Aruba.it Racing - Ducati	22 2	70 8	3 1	150 22	Pirelli	
9	MERCADO Leandro (Mer) 26 15/02/1992	ARG	Kawasaki ZX-10RR Orelac Racing VerdNatura				82 22	Pirelli	IND
10	RAMOS Román (Ram) 27 06/01/1991	ESP	Kawasaki ZX-10RR Team GoEleven Kawasaki				96 22	Pirelli	IND
11	GAGNE Jake (Gag) 25 27/08/1993	USA	Honda CBR1000RR Red Bull Honda World Superbike Team				26 20	Pirelli	
12	LAVERTY Eugene (Lav) 32 03/06/1986	IRL	Aprilia RSV4 RF Milwaukee Aprilia	13	35 2	3 1	148 18	Pirelli	
13	MARINO Florian (Mar) 25 03/06/1993	FRA	Honda CBR1000RR TripleM Honda World Superbike Team					Pirelli	IND
14	RAZGATLIOGLU Toprak (Raz) 21 16/10/1996	TUR	Kawasaki ZX-10RR Kawasaki Puccetti Racing		1 1		21 21	Pirelli	IND
15	VAN DER MARK Michael (vdM) 25 26/10/1992	NED	Yamaha YZF R1 Pata Yamaha Official WorldSBK Team	2 2	21 10	1	100 22	Pirelli	
16	SYKES Tom (Syk) 33 19/08/1985	GBR	Kawasaki ZX-10RR Kawasaki Racing Team WorldSBK	34 1	107 7	47 5	256 22	Pirelli	
17	BAZ Boris (Baz) 25 01/02/1993	FRA	BMW S 1000 RR GULF ALTHEA BMW Racing Team	2	14	2	83 22	Pirelli	
18	SCHEIB Maximilian (Sch) 23 24/07/1995	CHI	MV Agusta 1000 F4 MV Agusta Reparto Corse					Pirelli	IND
19	SMRZ Jakub (Smr) 35 07/04/1983	CZE	Yamaha YZF R1 Guandalini Racing		5	3	156 4	Pirelli	IND

12/10/2018

* = Wild Card

** = One Event

These data/results cannot be reproduced, stored and/or transmitted in whole or in part by any manner of electronic, mechanical, photocopying, recording, broadcasting or otherwise now known or herein after developed without the previous express consent by the copyright owner, except for reproduction in daily press and regular printed publications on sale to the public within 60 days of the event related to those data/results and always provided that copyright symbol appears together as follows below.

© DORNA WSBK ORGANIZATION Srl 2018

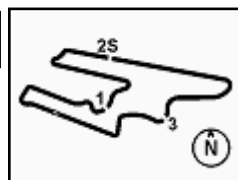
FIKX PERUGIA TIMING



Official Tyre Supplier



Official Timekeeper



MOTUL Argentinian Round, 12 - 14 October 2018

World Superbike - Results Free Practice 1st Session

San Juan Villicum Circuit 4.276 m

1 / 2

No.	Rider	Nat	Team	Bike	Class	Time	Gap	Rel.	Laps	Speed	
										Avg	Max
1	22 A. LOWES	GBR	Pata Yamaha Official WorldSBK Team	Yamaha YZF R1		1'44.096			16	147,879	300,0
2	1 J. REA	GBR	Kawasaki Racing Team WorldSBK	Kawasaki ZX-10RR		1'44.230	0.134	0.134	18	147,689	301,7
3	54 T. RAZGATLIOGLU	TUR	Kawasaki Puccetti Racing	Kawasaki ZX-10RR	IND	1'44.350	0.254	0.120	15	147,519	298,3
4	33 M. MELANDRI	ITA	Aruba.it Racing - Ducati	Ducati Panigale R		1'44.458	0.362	0.108	17	147,366	306,8
5	66 T. SYKES	GBR	Kawasaki Racing Team WorldSBK	Kawasaki ZX-10RR		1'45.244	1.148	0.786	16	146,266	300,0
6	60 M. VAN DER MARK	NED	Pata Yamaha Official WorldSBK Team	Yamaha YZF R1		1'45.565	1.469	0.321	17	145,821	301,7
7	7 C. DAVIES	GBR	Aruba.it Racing - Ducati	Ducati Panigale R		1'45.654	1.558	0.089	18	145,698	302,5
8	32 L. SAVADORI	ITA	Milwaukee Aprilia	Aprilia RSV4 RF		1'46.035	1.939	0.381	17	145,175	300,0
9	36 L. MERCADO	ARG	Orelac Racing VerdNatura	Kawasaki ZX-10RR	IND	1'46.191	2.095	0.156	16	144,961	297,5
10	76 L. BAZ	FRA	GULF ALTHEA BMW Racing Team	BMW S 1000 RR		1'46.216	2.120	0.025	17	144,927	295,1
11	2 L. CAMIER	GBR	Red Bull Honda World Superbike Team	Honda CBR1000RR		1'46.479	2.383	0.263	17	144,569	300,8
12	40 R. RAMOS	ESP	Team GoEleven Kawasaki	Kawasaki ZX-10RR	IND	1'46.533	2.437	0.054	17	144,496	295,1
13	50 E. LAVERTY	IRL	Milwaukee Aprilia	Aprilia RSV4 RF		1'46.974	2.878	0.441	16	143,900	300,0
14	51 F. MARINO	FRA	TripleM Honda World Superbike Team	Honda CBR1000RR	IND	1'47.047	2.951	0.073	14	143,802	300,0
15	12 X. FORES	ESP	Barni Racing Team	Ducati Panigale R	IND	1'47.263	3.167	0.216	12	143,513	299,2
16	45 J. GAGNE	USA	Red Bull Honda World Superbike Team	Honda CBR1000RR		1'47.921	3.825	0.658	17	142,638	294,3
17	96 J. SMRZ	CZE	Guandalini Racing	Yamaha YZF R1	IND	1'48.195	4.099	0.274	16	142,276	293,5
18	16 G. RUIU	ITA	Team Pedercini Racing	Kawasaki ZX-10RR	IND	1'49.955	5.859	1.760	15	139,999	286,5
----- Out 107% in this Session -----											
19	77 M. SCHEIB	CHI	MV Agusta Reparto Corse	MV Agusta 1000 F4	IND	2'01.600	17.504	11.645	6	126,592	280,5

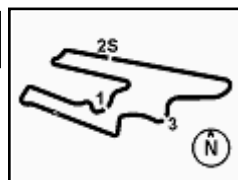
Qualifying Lap Time (107% of 1'44.096): 1'51.384

AIR	Humidity:	54%	Temp:	17°C
TRACK	Condition:	Dry	Temp:	29°C

12/10/2018 Start 09:45 End 10:27 The results are provisional until the end of the time limit for protests and appeals and the completion of the technical checks.

These data/results cannot be reproduced, stored and/or transmitted in whole or in part by any manner of electronic, mechanical, photocopying, recording, broadcasting or otherwise now known or herein after developed without the previous express consent by the copyright owner, except for reproduction in daily press and regular printed publications on sale to the public within 60 days of the event related to those data/results and always provided that copyright symbol appears together as follows below.

© DORNA WSBK ORGANIZATION Srl 2018



MOTUL Argentinian Round, 12 - 14 October 2018

World Superbike - Results Free Practice 1st Session

San Juan Villicum Circuit 4.276 m

2 / 2

Session Highlights

Local Time	No. Rider	Description
09.45.00		Start
09.45.04		WorldSBK Pit Intervention Time: 1m 28 secs
09.47.26	77 M. SCHEIB	Technical Problem - Turn 7
09.50.48	77 M. SCHEIB	Re-joined
09.58.23	36 L. MERCADO	Current Lap Cancelled - Exceeded Track Limits - Turn 8
09.59.44	54 T. RAZGATLIOGLU	Lap Cancelled (1'49.982) - Exceeded Track Limits - Turn 16
10.06.12	66 T. SYKES	Current Lap Cancelled - Exceeded Track Limits - Turn 9
10.27.19		End Of Session

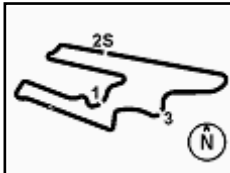
Fastest Laps Sequence

No.	Rider	Nat	Team	Bike	Local Time	Time	Gap	Avg
1	J. REA	GBR	Kawasaki Racing Team WorldSBK	Kawasaki ZX-10RR	09:49'02.910	1'49.962		139,990
1	J. REA	GBR	Kawasaki Racing Team WorldSBK	Kawasaki ZX-10RR	09:50'51.667	1'48.757	-1.205	141,541
1	J. REA	GBR	Kawasaki Racing Team WorldSBK	Kawasaki ZX-10RR	09:52'40.047	1'48.380	-0.377	142,034
1	J. REA	GBR	Kawasaki Racing Team WorldSBK	Kawasaki ZX-10RR	09:54'27.995	1'47.948	-0.432	142,602
50	E. LAVERTY	IRL	Milwaukee Aprilia	Aprilia RSV4 RF	10:00'22.500	1'47.575	-0.373	143,096
32	L. SAVADORI	ITA	Milwaukee Aprilia	Aprilia RSV4 RF	10:00'24.339	1'47.517	-0.058	143,174
33	M. MELANDRI	ITA	Aruba.it Racing - Ducati	Ducati Panigale R	10:00'47.312	1'47.293	-0.224	143,473
50	E. LAVERTY	IRL	Milwaukee Aprilia	Aprilia RSV4 RF	10:02'09.658	1'47.158	-0.135	143,653
33	M. MELANDRI	ITA	Aruba.it Racing - Ducati	Ducati Panigale R	10:02'34.164	1'46.852	-0.306	144,065
33	M. MELANDRI	ITA	Aruba.it Racing - Ducati	Ducati Panigale R	10:04'20.666	1'46.502	-0.350	144,538
66	T. SYKES	GBR	Kawasaki Racing Team WorldSBK	Kawasaki ZX-10RR	10:10'25.526	1'46.229	-0.273	144,910
66	T. SYKES	GBR	Kawasaki Racing Team WorldSBK	Kawasaki ZX-10RR	10:12'11.563	1'46.037	-0.192	145,172
1	J. REA	GBR	Kawasaki Racing Team WorldSBK	Kawasaki ZX-10RR	10:14'05.598	1'45.846	-0.191	145,434
1	J. REA	GBR	Kawasaki Racing Team WorldSBK	Kawasaki ZX-10RR	10:15'51.025	1'45.427	-0.419	146,012
1	J. REA	GBR	Kawasaki Racing Team WorldSBK	Kawasaki ZX-10RR	10:17'35.863	1'44.838	-0.589	146,832
22	A. LOWES	GBR	Pata Yamaha Official WorldSBK Team	Yamaha YZF R1	10:22'17.253	1'44.096	-0.742	147,879

Start 09:45 End 10:27 The results are provisional until the end of the time limit for protests and appeals and the completion of the technical checks.

These data/results cannot be reproduced, stored and/or transmitted in whole or in part by any manner of electronic, mechanical, photocopying, recording, broadcasting or otherwise now known or herein after developed without the previous express consent by the copyright owner, except for reproduction in daily press and regular printed publications on sale to the public within 60 days of the event related to those data/results and always provided that copyright symbol appears together as follows below.

© DORNA WSBK ORGANIZATION Srl 2018


MOTUL Argentinian Round, 12 - 14 October 2018
World Superbike - Best Sectors & Speed Free Practice 1st Session

San Juan Villicum Circuit 4.276 m

BEST LAP		
1	22 A. LOWES	Yamaha YZF R1 1'44.096
2	1 J. REA	Kawasaki ZX-10RR 1'44.230
3	54 T. RAZGATLIOGLU	Kawasaki ZX-10RR 1'44.350
4	33 M. MELANDRI	Ducati Panigale R 1'44.458
5	66 T. SYKES	Kawasaki ZX-10RR 1'45.244
6	60 M. VAN DER MARK	Yamaha YZF R1 1'45.565
7	7 C. DAVIES	Ducati Panigale R 1'45.654
8	32 L. SAVADORI	Aprilia RSV4 RF 1'46.035
9	36 L. MERCADO	Kawasaki ZX-10RR 1'46.191
10	76 L. BAZ	BMW S 1000 RR 1'46.216
11	2 L. CAMIER	Honda CBR1000RR 1'46.479
12	40 R. RAMOS	Kawasaki ZX-10RR 1'46.533
13	50 E. LAVERTY	Aprilia RSV4 RF 1'46.974
14	51 F. MARINO	Honda CBR1000RR 1'47.047
15	12 X. FORES	Ducati Panigale R 1'47.263
16	45 J. GAGNE	Honda CBR1000RR 1'47.921
17	96 J. SMRZ	Yamaha YZF R1 1'48.195
18	16 G. RUIU	Kawasaki ZX-10RR 1'49.955
19	77 M. SCHEIB	MV Agusta 1000 F4 2'01.600

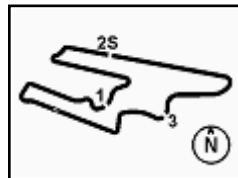
SPEED		
1	33 M. MELANDRI	Ducati Panigale R 306,8
2	7 C. DAVIES	Ducati Panigale R 302,5
3	1 J. REA	Kawasaki ZX-10RR 301,7
4	60 M. VAN DER MARK	Yamaha YZF R1 301,7
5	2 L. CAMIER	Honda CBR1000RR 300,8
6	51 F. MARINO	Honda CBR1000RR 300,0
7	22 A. LOWES	Yamaha YZF R1 300,0
8	32 L. SAVADORI	Aprilia RSV4 RF 300,0
9	66 T. SYKES	Kawasaki ZX-10RR 300,0
10	50 E. LAVERTY	Aprilia RSV4 RF 300,0
11	12 X. FORES	Ducati Panigale R 299,2
12	54 T. RAZGATLIOGLU	Kawasaki ZX-10RR 298,3
13	36 L. MERCADO	Kawasaki ZX-10RR 297,5
14	76 L. BAZ	BMW S 1000 RR 295,1
15	40 R. RAMOS	Kawasaki ZX-10RR 295,1
16	45 J. GAGNE	Honda CBR1000RR 294,3
17	96 J. SMRZ	Yamaha YZF R1 293,5
18	16 G. RUIU	Kawasaki ZX-10RR 286,5
19	77 M. SCHEIB	MV Agusta 1000 F4 280,5

SEG. 1		SEG. 2		SEG. 3		SEG. 4	
1	22 A. LOWES 22.719	1	33 M. MELANDRI 26.539	1	1 J. REA 26.919	1	22 A. LOWES 27.593
2	7 C. DAVIES 22.856	2	1 J. REA 26.594	2	54 T. RAZGATLIOGLU 26.945	2	54 T. RAZGATLIOGLU 27.637
3	1 J. REA 22.930	3	54 T. RAZGATLIOGLU 26.739	3	22 A. LOWES 27.001	3	33 M. MELANDRI 27.682
4	54 T. RAZGATLIOGLU 22.972	4	22 A. LOWES 26.758	4	33 M. MELANDRI 27.131	4	1 J. REA 27.692
5	33 M. MELANDRI 23.105	5	66 T. SYKES 26.763	5	66 T. SYKES 27.178	5	40 R. RAMOS 27.975
6	36 L. MERCADO 23.135	6	32 L. SAVADORI 26.789	6	60 M. VAN DER MARK 27.251	6	7 C. DAVIES 27.978
7	76 L. BAZ 23.141	7	60 M. VAN DER MARK 26.816	7	7 C. DAVIES 27.383	7	66 T. SYKES 28.010
8	60 M. VAN DER MARK 23.244	8	7 C. DAVIES 26.920	8	32 L. SAVADORI 27.519	8	60 M. VAN DER MARK 28.061
9	2 L. CAMIER 23.258	9	2 L. CAMIER 26.930	9	51 F. MARINO 27.639	9	76 L. BAZ 28.130
10	32 L. SAVADORI 23.264	10	40 R. RAMOS 26.937	10	36 L. MERCADO 27.649	10	36 L. MERCADO 28.156
11	66 T. SYKES 23.285	11	36 L. MERCADO 26.944	11	76 L. BAZ 27.651	11	32 L. SAVADORI 28.196
12	50 E. LAVERTY 23.413	12	50 E. LAVERTY 26.956	12	2 L. CAMIER 27.661	12	51 F. MARINO 28.259
13	40 R. RAMOS 23.541	13	76 L. BAZ 27.019	13	40 R. RAMOS 27.786	13	2 L. CAMIER 28.260
14	51 F. MARINO 23.569	14	45 J. GAGNE 27.082	14	12 X. FORES 27.892	14	50 E. LAVERTY 28.361
15	45 J. GAGNE 23.651	15	51 F. MARINO 27.149	15	50 E. LAVERTY 27.952	15	12 X. FORES 28.436
16	12 X. FORES 23.668	16	12 X. FORES 27.267	16	96 J. SMRZ 28.249	16	45 J. GAGNE 28.451
17	96 J. SMRZ 23.673	17	96 J. SMRZ 27.375	17	45 J. GAGNE 28.402	17	96 J. SMRZ 28.739
18	16 G. RUIU 23.983	18	16 G. RUIU 27.587	18	16 G. RUIU 28.965	18	16 G. RUIU 29.337
19	77 M. SCHEIB 25.923	19	77 M. SCHEIB 28.562	19	77 M. SCHEIB 29.834	19	77 M. SCHEIB 30.142

12/10/2018

These data/results cannot be reproduced, stored and/or transmitted in whole or in part by any manner of electronic, mechanical, photocopying, recording, broadcasting or otherwise now known or herein after developed without the previous express consent by the copyright owner, except for reproduction in daily press and regular printed publications on sale to the public within 60 days of the event related to those data/results and always provided that copyright symbol appears together as follows below.

© DORNA WSBK ORGANIZATION Srl 2018



MOTUL Argentinian Round, 12 - 14 October 2018

World Superbike - Ideal Times Free Practice 1st Session

San Juan Villicum Circuit 4.276 m

No.	Rider	Nat	Bike	Seg. 1	Seg. 2	Seg. 3	Seg. 4	Ideal Time		
				Diff. 1	Diff. 2	Diff. 3	Diff. 4	Best Lap	Pos.	Diff.
1	22 A. LOWES	GBR	Yamaha YZF R1	22.719	26.758 0.025	27.001	27.593	1'44.071	1	0.025
2	1 J. REA	GBR	Kawasaki ZX-10RR	22.930 0.014	26.594	26.919 0.081	27.692	1'44.135	2	0.095
3	54 T. RAZGATLIOGLU	TUR	Kawasaki ZX-10RR	22.972 0.057	26.739	26.945	27.637	1'44.293	3	0.057
4	33 M. MELANDRI	ITA	Ducati Panigale R	23.105 0.001	26.539	27.131	27.682	1'44.457	4	0.001
5	7 C. DAVIES	GBR	Ducati Panigale R	22.856 0.494	26.920 0.023	27.383	27.978	1'45.137	7	0.517
6	66 T. SYKES	GBR	Kawasaki ZX-10RR	23.285	26.763	27.178 0.008	28.010	1'45.236	5	0.008
7	60 M. VAN DER MARK	NED	Yamaha YZF R1	23.244 0.104	26.816 0.089	27.251	28.061	1'45.372	6	0.193
8	32 L. SAVADORI	ITA	Aprilia RSV4 RF	23.264 0.267	26.789	27.519	28.196	1'45.768	8	0.267
9	36 L. MERCADO	ARG	Kawasaki ZX-10RR	23.135 0.286	26.944	27.649 0.021	28.156	1'45.884	9	0.307
10	76 L. BAZ	FRA	BMW S 1000 RR	23.141	27.019	27.651 0.275	28.130	1'45.941	10	0.275
11	2 L. CAMIER	GBR	Honda CBR1000RR	23.258	26.930	27.661 0.082	28.260 0.288	1'46.109	11	0.370
12	40 R. RAMOS	ESP	Kawasaki ZX-10RR	23.541 0.294	26.937	27.786	27.975	1'46.239	12	0.294
13	51 F. MARINO	FRA	Honda CBR1000RR	23.569	27.149	27.639 0.431	28.259	1'46.616	14	0.431
14	50 E. LAVERTY	IRL	Aprilia RSV4 RF	23.413 0.047	26.956 0.050	27.952 0.195	28.361	1'46.682	13	0.292
15	12 X. FORES	ESP	Ducati Panigale R	23.668	27.267	27.892	28.436	1'47.263	15	
16	45 J. GAGNE	USA	Honda CBR1000RR	23.651 0.282	27.082 0.012	28.402	28.451 0.041	1'47.586	16	0.335
17	96 J. SMRZ	CZE	Yamaha YZF R1	23.673	27.375 0.152	28.249 0.007	28.739	1'48.036	17	0.159
18	16 G. RUIU	ITA	Kawasaki ZX-10RR	23.983	27.587	28.965	29.337 0.083	1'49.872	18	0.083
19	77 M. SCHEIB	CHI	MV Agusta 1000 F4	25.923 0.487	28.562 0.624	29.834 1.358	30.142 4.670	1'54.461	19	7.139
Overall Ideal Time				22.719	26.539	26.919	27.593	1'43.770		

12/10/2018

These data/results cannot be reproduced, stored and/or transmitted in whole or in part by any manner of electronic, mechanical, photocopying, recording, broadcasting or otherwise now known or herein after developed without the previous express consent by the copyright owner, except for reproduction in daily press and regular printed publications on sale to the public within 60 days of the event related to those data/results and always provided that copyright symbol appears together as follows below.

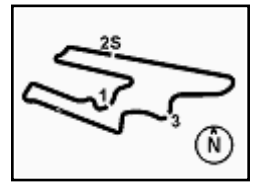
© DORNA WSBK ORGANIZATION Srl 2018

FICR PERUGIA TIMING


Official Tyre Supplier



Official Timekeeper



MOTUL Argentinian Round, 12 - 14 October 2018

World Superbike - Chronological Analysis Free Practice 1st Session

San Juan Villicum Circuit 4.276 m

1 / 3

1° 22 A. LOWES (1'44.096)							
Lap	Seg.1	Seg.2	Seg.3	Seg.4	Lap Time	km/h	Local Time
1		29.718	31.096	30.675	227.4	9:47'23.254	
2	26.388	28.464	30.055	30.224	1'55.131	260.2	9:49'18.385
3	25.367	30.130	31.784	30.743	1'58.024	241.6	9:51'16.409
4	24.859	27.608	29.021	28.815	1'50.303	276.2	9:53'06.712
5	24.075	27.754	28.736	28.766	1'49.331	262.1	9:54'56.043
6	24.525	31.660	30.300	43.760	2'10.245P	240.5	9:57'06.288
7	9'30.316	30.103	30.659	29.460	11'00.538P	257.1	10:08'06.826
8	24.282	27.570	28.823	28.795	1'49.470	274.8	10:09'56.296
9	23.607	27.361	28.127	28.387	1'47.482	297.5	10:11'43.778
10	23.200	27.179	27.793	28.243	1'46.415	299.2	10:13'30.193
11	23.241	27.119	28.152	28.353	1'46.865	294.3	10:15'17.058
12	23.254	27.118	27.628	28.009	1'46.009	299.2	10:17'03.067
13	22.993	26.954	27.337	27.908	1'45.192	300.0	10:18'48.259
14	22.956	26.758	27.422	27.762	1'44.898	300.0	10:20'33.157
15	22.719	26.783	27.001	27.593	1'44.096	297.5	10:22'17.253
16	23.929	27.032	28.592	28.110	1'47.663	295.1	10:24'04.916
17	22.843	26.770	27.592	27.729	1'44.934	288.0	10:25'49.850

2	26.636	28.982	30.882	30.453	1'56.953	251.7	9:49'48.595
3	25.228	28.687	30.024	29.819	1'53.758	266.0	9:51'42.353
4	24.679	27.895	29.030	29.408	1'51.012	281.3	9:53'33.365
5	24.449	27.587	28.638	29.039	1'49.713	291.1	9:55'23.078
6	24.081	27.584	28.439	28.667	1'48.771	296.7	9:57'11.849
7	24.139	27.462	27.884	28.685	1'48.170	295.1	9:59'00.019
8	23.802	27.125	28.039	28.327	1'47.293	299.2	10:00'47.312
9	23.777	27.036	27.696	28.343	1'46.852	300.8	10:02'34.164
10	23.766	26.931	27.629	28.176	1'46.502	303.4	10:04'20.666
11	24.414	27.858	29.642	42.126	2'04.040P	289.5	10:06'24.706
12	7'09.264	28.703	29.010	28.864	8'35.841P	282.0	10:15'00.547
13	23.916	27.082	27.681	28.343	1'47.022	298.3	10:16'47.569
14	23.679	26.840	27.422	28.161	1'46.102	301.7	10:18'33.671
15	23.105	26.626	29.553	29.624	1'48.908	295.9	10:20'22.579
16	23.309	26.721	27.333	27.901	1'45.264	303.4	10:22'07.843
17	23.267	26.578	27.259	27.935	1'45.039	304.2	10:23'52.882
18	23.106	26.539	27.131	27.682	1'44.458	306.8	10:25'37.340

2° 1 J. REA (1'44.230)							
Lap	Seg.1	Seg.2	Seg.3	Seg.4	Lap Time	km/h	Local Time
1		28.526	30.061	29.834	273.4	9:47'12.948	
2	24.451	27.827	28.793	28.891	1'49.962	285.0	9:49'02.910
3	23.841	27.554	28.326	29.036	1'48.757	294.3	9:50'51.667
4	23.601	27.559	28.299	28.921	1'48.380	295.1	9:52'40.047
5	24.021	27.448	27.780	28.699	1'47.948	299.2	9:54'27.995
6	23.386	27.221	28.027	40.955	1'59.589P	295.9	9:56'27.584
7	7'19.590	27.497	30.086	28.633	8'45.806P	289.5	10:05'13.390
8	23.795	27.167	27.856	28.269	1'47.087	295.9	10:07'00.477
9	23.357	26.917	27.991	28.323	1'46.588	292.7	10:08'47.065
10	23.594	27.036	27.624	28.212	1'46.466	296.7	10:10'33.531
11	23.407	26.933	27.677	28.204	1'46.221	295.9	10:12'19.752
12	23.257	26.935	27.587	28.067	1'45.846	297.5	10:14'05.598
13	23.115	26.897	27.335	28.080	1'45.427	299.2	10:15'51.025
14	23.058	26.770	26.919	28.091	1'44.838	299.2	10:17'35.863
15	24.825	28.723	28.394	28.463	1'50.405	292.7	10:19'26.268
16	23.118	26.760	27.572	27.794	1'45.244	301.7	10:21'11.512
17	22.930	26.786	27.216	27.789	1'44.721	300.8	10:22'56.233
18	23.156	26.833	27.151	27.863	1'45.003	301.7	10:24'41.236
19	22.944	26.594	27.000	27.692	1'44.230	300.8	10:26'25.466

5° 66 T. SYKES (1'45.244)							
Lap	Seg.1	Seg.2	Seg.3	Seg.4	Lap Time	km/h	Local Time
1		32.410	33.015	33.190	186.2	9:48'31.495	
2	27.491	30.375	31.650	46.914	2'16.430P	218.6	9:50'47.925
3	3'39.731	29.210	30.448	30.184	5'09.573P	241.6	9:55'57.498
4	24.640	27.974	28.873	29.407	1'50.894	260.2	9:57'48.392
5	24.315	27.727	28.582	28.928	1'49.552	270.7	9:59'37.944
6	23.961	27.261	28.175	28.859	1'48.256	280.5	10:01'26.200
7	23.942	27.334	27.853	28.392	1'47.521	282.7	10:03'13.721
8	23.623	26.964	27.620	28.402	1'46.609	290.3	10:05'00.330
9	23.616	27.040	27.604	28.253	1'46.513C	298.3	10:06'46.843
10	23.512	28.288	31.272	29.382	1'52.454	294.3	10:08'39.297
11	23.554	27.271	27.301	28.103	1'46.229	295.9	10:10'25.526
12	23.516	26.901	27.300	28.320	1'46.037	296.7	10:12'11.563
13	24.735	27.587	28.027	41.144	2'01.493P	288.0	10:14'13.056
14	5'08.168	28.176	28.291	29.081	6'33.716P	290.3	10:20'46.772
15	23.674	26.943	27.409	28.323	1'46.349	298.3	10:22'33.121
16	23.285	26.763	27.186	28.010	1'45.244	300.0	10:24'18.365
17	23.429	26.806	27.178	28.190	1'45.603	300.0	10:26'03.968

3° 54 T. RAZGATLIOGLU (1'44.350)							
Lap	Seg.1	Seg.2	Seg.3	Seg.4	Lap Time	km/h	Local Time
1		29.674	31.036	43.439	255.9	9:47'28.738	
2	3'04.770	29.270	30.662	30.781	4'35.483P	251.7	9:52'04.221
3	25.682	28.930	30.084	30.202	1'54.898	288.8	9:53'59.119
4	24.920	27.844	29.997	29.189	1'51.950	294.3	9:55'51.069
5	24.105	27.820	28.614	28.807	1'49.346	293.5	9:57'40.415
6	23.620	27.642	28.400	30.320	1'49.982C	295.9	9:59'30.397
7	24.250	27.521	28.562	28.592	1'48.925	293.5	10:01'19.322
8	23.310	27.292	28.155	28.305	1'47.062	297.5	10:03'06.384
9	23.837	27.242	28.209	28.441	1'47.729	296.7	10:04'54.113
10	23.718	27.639	28.460	40.697	2'00.514P	292.7	10:06'54.627
11	7'43.058	30.215	30.008	28.732	9'12.013P	253.5	10:16'06.640
12	23.496	27.340	27.832	28.050	1'46.718	294.3	10:17'53.358
13	22.972	26.973	27.352	29.213	1'46.510	297.5	10:19'39.868
14	30.449	27.321	29.461	28.432	1'55.663	291.9	10:21'35.531
15	23.341	27.004	27.396	27.791	1'45.532	296.7	10:23'21.063
16	23.029	26.739	26.945	27.637	1'44.350	298.3	10:25'05.413

6° 60 M. VAN DER MARK (1'45.565)							
Lap	Seg.1	Seg.2	Seg.3	Seg.4	Lap Time	km/h	Local Time
1		30.392	31.476	31.682	241.6	9:47'22.462	
2	26.577	29.080	30.481	30.427	1'56.565	243.8	9:49'19.027
3	25.614	28.505	29.774	29.862	1'53.755	268.7	9:51'12.782
4	24.635	28.097	29.357	29.507	1'51.596	261.5	9:53'04.378
5	24.268	27.596	29.323	29.351	1'50.538	276.2	9:54'54.916
6	23.711	33.546	29.425	29.192	1'55.874	268.0	9:56'50.790
7	23.763	27.501	28.793	28.732	1'48.789	279.8	9:58'39.579
8	23.630	27.268	28.392	28.524	1'47.814	297.5	10:00'27.393
9	23.664	27.206	28.290	28.494	1'47.654	290.3	10:02'15.047
10	23.734	27.162	28.469	42.130	2'01.495P	300.0	10:04'16.542
11	8'03.755	28.127	29.123	28.984	9'29.989P	284.2	10:13'46.531
12	23.834	27.334	28.219	28.705	1'48.092	291.1	10:15'34.623
13	23.679	27.154	28.210	28.565	1'47.608	296.7	10:17'22.231
14	23.244	27.149	27.886	28.321	1'46.600	298.3	10:19'08.831
15	23.528	26.989	27.601	28.310	1'46.428	297.5	10:20'55.259
16	23.411	26.879	27.569	28.155	1'46.014	299.2	10:22'41.273
17	23.697	26.816	27.299	28.182	1'45.994	301.7	10:24'27.267
18	23.348	26.905	27.251	28.061	1'45.565	300.0	10:26'12.832

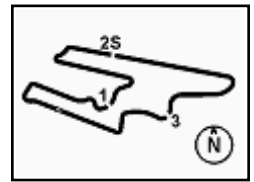
4° 33 M. MELANDRI (1'44.458)							
Lap	Seg.1	Seg.2	Seg.3	Seg.4	Lap Time	km/h	Local Time
1		31.467	32.236	32.050	229.3	9:47'51.642	

7° 7 C. DAVIES (1'45.654)							
Lap	Seg.1	Seg.2	Seg.3	Seg.4	Lap Time	km/h	Local Time
1		30.986	32.392	31.177	239.5	9:48'13.621	
2	26.479	29.524	30.846	31.018	1'57.867	283.5	9:50'11.488
3	25.621	28.436	29.909	30.293	1'54.259	268.7	9:52'05.747

12/10/2018 P = Pits In/Out - C = Lap Time Cancelled

These data/results cannot be reproduced, stored and/or transmitted in whole or in part by any manner of electronic, mechanical, photocopying, recording, broadcasting or otherwise now known or herein after developed without the previous express consent by the copyright owner, except for reproduction in daily press and regular printed publications on sale to the public within 60 days of the event related to those data/results and always provided that copyright symbol appears together as follows below.

© DORNA WSBK ORGANIZATION Srl 2018



MOTUL Argentinian Round, 12 - 14 October 2018

World Superbike - Chronological Analysis Free Practice 1st Session

San Juan Villicum Circuit 4.276 m

2 / 3

4	25.594	28.489	29.846	30.384	1'54.313	275,5	9:54'00.060	5	24.428	27.705	29.126	29.780	1'51.039	262,8	9:54'55.762
5	25.420	28.083	29.249	29.768	1'52.520	291,1	9:55'52.580	6	24.603	28.260	28.657	29.026	1'50.546	272,7	9:56'46.308
6	25.298	28.616	29.723	33.613	1'57.250	279,8	9:57'48.830	7	24.282	27.783	28.651	28.684	1'49.400	270,7	9:58'35.708
7	25.554	28.287	29.778	29.770	1'53.389	282,7	9:59'43.219	8	23.847	27.249	28.264	28.518	1'47.878	275,5	10:00'23.586
8	24.312	27.758	29.011	29.283	1'50.364	297,5	10:01'33.583	9	24.606	27.412	28.188	28.418	1'48.624	270,0	10:02'12.210
9	24.097	27.387	28.408	28.996	1'48.888	287,2	10:03'22.471	10	25.821	29.688	29.101	42.636	2'07.246P	277,6	10:04'19.456
10	23.508	27.249	27.846	28.691	1'47.294	298,3	10:05'09.765	11	6'55.918	29.099	28.927	29.335	8'23.279P	270,7	10:12'42.735
11	27.567	29.265	29.065	43.712	2'09.609P	279,1	10:07'19.374	12	23.965	27.778	28.620	29.033	1'49.396	279,1	10:14'32.131
12	4'09.652	29.244	30.571	29.814	5'39.281P	262,1	10:12'58.655	13	27.182	27.269	28.110	28.475	1'51.036	280,5	10:16'23.167
13	24.404	27.423	27.890	28.754	1'48.471	291,9	10:14'47.126	14	23.400	27.046	27.917	28.512	1'46.875	289,5	10:18'10.042
14	23.892	27.721	31.021	23.923	1'51.557	287,2	10:16'38.683	15	24.088	27.549	28.027	28.316	1'47.980	294,3	10:19'58.022
15	23.855	27.057	27.425	30.279	1'48.616	292,7	10:18'27.299	16	23.733	27.082	27.918	28.439	1'47.172	295,1	10:21'45.194
16	23.403	26.920	27.936	28.119	1'46.378	300,0	10:20'13.677	17	23.313	27.123	27.651	28.428	1'46.515	293,5	10:23'31.709
17	23.350	26.943	27.383	27.978	1'45.654	301,7	10:21'59.331	18	23.141	27.019	27.926	28.130	1'46.216	291,1	10:25'17.925
18	22.856	28.387	27.872	29.577	1'48.692	300,0	10:23'48.023								
19	23.334	27.085	27.449	28.316	1'46.184	302,5	10:25'34.207								

8° 32 L. SAVADORI (1'46.035)							
Lap	Seg.1	Seg.2	Seg.3	Seg.4	Lap Time	km/h	Local Time
1		33.861	33.487	31.832		204,5	9:47'29.626
2	26.094	28.645	30.547	30.596	1'55.882	255,9	9:49'25.508
3	24.955	28.166	30.015	29.906	1'53.042	262,1	9:51'18.550
4	24.440	27.698	29.322	29.214	1'50.674	274,8	9:53'09.224
5	24.005	27.291	29.102	28.850	1'49.248	286,5	9:54'58.472
6	24.159	27.517	29.334	28.873	1'49.883	246,0	9:56'48.355
7	23.646	27.295	28.820	28.706	1'48.467	282,7	9:58'36.822
8	23.551	27.111	28.265	28.590	1'47.517	289,5	10:00'24.339
9	23.581	27.117	28.066	28.579	1'47.343	293,5	10:02'11.682
10	27.423	27.935	29.450	41.778	2'06.586P	290,3	10:04'18.268
11	6'55.730	29.303	35.602	31.450	8'32.085P	269,3	10:12'50.353
12	24.224	27.286	28.225	28.777	1'48.512	293,5	10:14'38.865
13	23.344	27.184	27.996	28.450	1'46.974	295,1	10:16'25.839
14	23.684	27.179	28.030	28.408	1'47.301	291,9	10:18'13.140
15	23.264	26.996	27.776	28.607	1'46.643	300,0	10:19'59.783
16	23.401	26.877	27.707	28.206	1'46.191	292,7	10:21'45.974
17	23.531	26.789	27.519	28.196	1'46.035	292,7	10:23'32.009
18	26.570	27.659	28.453	29.135	1'51.817	282,0	10:25'23.826

11° 2 L. CAMIER (1'46.479)							
Lap	Seg.1	Seg.2	Seg.3	Seg.4	Lap Time	km/h	Local Time
1		30.309	31.955	32.129		227,8	9:47'21.680
2	27.624	29.545	30.748	30.886	1'58.803	233,8	9:49'20.483
3	25.923	28.318	30.272	31.146	1'55.659	243,2	9:51'16.142
4	28.163	28.369	29.233	29.293	1'55.058	249,4	9:53'11.200
5	24.072	27.375	28.455	28.676	1'48.578	280,5	9:54'59.778
6	24.092	27.385	29.636	35.029	1'56.142	266,0	9:56'55.920
7	24.399	27.671	28.837	28.474	1'49.321	273,4	9:58'45.241
8	23.753	27.242	28.282	28.483	1'47.760	280,5	10:00'33.001
9	23.762	27.206	28.096	28.355	1'47.419	291,9	10:02'20.420
10	24.753	27.845	28.532	42.607	2'03.737P	288,0	10:04'24.157
11	6'54.201	28.175	29.527	30.276	8'22.179P	274,8	10:12'46.336
12	24.050	27.220	28.290	28.405	1'47.965	292,7	10:14'34.301
13	23.765	27.068	27.921	28.522	1'47.276	295,9	10:16'21.577
14	23.611	27.224	27.746	28.538	1'47.119	296,7	10:18'08.696
15	23.401	27.340	27.661	28.260	1'46.662	300,0	10:19'55.358
16	23.258	26.930	27.743	28.548	1'46.479	296,7	10:21'41.837
17	24.639	27.722	27.935	31.933	1'52.229	291,1	10:23'34.066
18	23.338	27.091	27.808	28.334	1'46.571	300,8	10:25'20.637

9° 36 L. MERCADO (1'46.191)							
Lap	Seg.1	Seg.2	Seg.3	Seg.4	Lap Time	km/h	Local Time
1		30.947	31.898	32.015		234,8	9:47'24.851
2	26.129	29.056	30.448	30.628	1'56.261	236,3	9:49'21.112
3	25.884	28.566	30.218	30.380	1'55.048	254,7	9:51'16.160
4	24.863	27.824	29.404	29.375	1'51.466	276,9	9:53'07.626
5	24.174	27.483	29.391	29.243	1'50.291	263,4	9:54'57.917
6	24.346	27.762	29.585	29.044	1'50.737	241,6	9:56'48.654
7	23.840	27.346	28.776	28.891	1'48.853C	282,0	9:58'37.507
8	23.450	27.383	28.333	28.603	1'47.769	282,0	10:00'25.276
9	23.321	27.274	28.137	28.832	1'47.564	272,0	10:02'12.840
10	23.576	27.146	29.053	42.613	2'02.388P	279,1	10:04'15.228
11	9'14.076	29.424	29.069	29.267	10'41.836P	243,8	10:14'57.064
12	23.732	27.384	28.309	28.860	1'48.285	291,1	10:16'45.349
13	23.424	27.020	28.074	28.939	1'47.457	289,5	10:18'32.806
14	23.135	27.193	27.685	28.430	1'46.443	295,1	10:20'19.249
15	28.905	27.955	32.166	30.613	1'59.639	286,5	10:22'18.888
16	23.483	27.052	27.649	28.452	1'46.636	294,3	10:24'05.524
17	23.421	26.944	27.670	28.156	1'46.191	297,5	10:25'51.715

12° 40 R. RAMOS (1'46.533)							
Lap	Seg.1	Seg.2	Seg.3	Seg.4	Lap Time	km/h	Local Time
1		31.114	32.670	32.367		228,3	9:47'24.643
2	26.911	29.187	30.850	30.899	1'57.847	234,3	9:49'22.490
3	25.593	28.646	30.298	30.446	1'54.983	246,6	9:51'17.473
4	24.837	28.029	31.172	30.237	1'54.275	280,5	9:53'11.748
5	24.583	27.835	29.127	29.448	1'50.993	275,5	9:55'02.741
6	24.286	28.256	28.968	29.155	1'50.665	284,2	9:56'53.406
7	23.917	31.071	33.403	43.883	2'12.274P	273,4	9:59'05.680
8	6'19.946	30.238	30.184	29.856	7'50.224P	276,9	10:06'55.904
9	25.277	28.341	29.636	29.232	1'52.486	279,1	10:08'48.390
10	24.172	27.619	28.735	29.015	1'49.541	291,1	10:10'37.931
11	24.032	27.543	28.555	28.781	1'48.911	288,8	10:12'26.842
12	23.855	27.422	28.903	28.702	1'48.882	288,0	10:14'15.724
13	24.666	27.421	29.391	30.007	1'51.485	287,2	10:16'07.209
14	23.907	27.373	28.365	28.446	1'48.091	293,5	10:17'55.300
15	23.541	27.088	30.144	28.799	1'49.572	293,5	10:19'44.872
16	23.583	27.216	28.631	28.534	1'47.964	289,5	10:21'32.836
17	23.946	27.418	28.317	28.389	1'48.070	290,3	10:23'20.906
18	23.835	26.937	27.786	27.975	1'46.533	295,1	10:25'07.439

10° 76 L. BAZ (1'46.216)							
Lap	Seg.1	Seg.2	Seg.3	Seg.4	Lap Time	km/h	Local Time
1		30.339	32.033	32.192		226,9	9:47'22.068
2	26.809	29.227	30.365	30.754	1'57.155	246,0	9:49'19.223
3	25.545	28.557	30.241	29.742	1'54.085	257,1	9:51'13.308
4	24.597	28.069	29.268	29.481	1'51.415	261,5	9:53'04.723

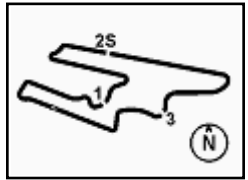
13° 50 E. LAVERTY (1'46.974)							
Lap	Seg.1	Seg.2	Seg.3	Seg.4	Lap Time	km/h	Local Time
1		29.945	32.041	32.466		239,5	9:47'21.298
2	27.307	28.771	30.684	32.302	1'59.064	250,0	9:49'20.362
3	25.886	28.218	30.218	30.164	1'54.486	251,7	9:51'14.848
4	24.590	27.585	29.505	29.436	1'51.116	255,9	9:53'05.964
5	24.759	27.645	29.180	29.221	1'50.805	273,4	9:54'56.769

12/10/2018 P = Pits In/Out - C = Lap Time Cancelled

These data/results cannot be reproduced, stored and/or transmitted in whole or in part by any manner of electronic, mechanical, photocopying, recording, broadcasting or otherwise now known or herein after developed without the previous express consent by the copyright owner, except for reproduction in daily press and regular printed publications on sale to the public within 60 days of the event related to those data/results and always provided that copyright symbol appears together as follows below.

© DORNA WSBK ORGANIZATION Srl 2018





MOTUL Argentinian Round, 12 - 14 October 2018 World Superbike - Chronological Analysis Free Practice 1st Session

San Juan Villicum Circuit 4.276 m

3 / 3

6	24.067	27.528	28.408	29.206	1'49.209	292,7	9:56'45.978	16	23.821	27.696	32.716	35.618	1'59.851	281,3	10:21'37.984
7	24.050	27.296	28.553	29.048	1'48.947	286,5	9:58'34.925	17	24.138	29.367	29.945	31.417	1'54.867	279,8	10:23'32.851
8	23.737	27.104	27.952	28.782	1'47.575	288,8	10:00'22.500	18	23.651	27.082	28.536	28.850	1'48.119	291,1	10:25'20.970
9	23.482	26.956	27.964	28.756	1'47.158	291,9	10:02'09.658								
10	24.280	29.983	29.250	44.248	2'07.761P	272,0	10:04'17.419								
11	9'11.234	29.909	30.805	32.981	10'44.929P	251,7	10:15'02.348								
12	24.168	28.200	28.203	28.841	1'49.412	285,7	10:16'51.760								
13	23.639	27.335	28.205	28.836	1'48.015	284,2	10:18'39.775								
14	23.547	27.690	28.057	29.036	1'48.330	288,8	10:20'28.105								
15	23.555	27.234	27.968	28.549	1'47.306	287,2	10:22'15.411								
16	23.413	27.043	29.219	28.709	1'48.384	290,3	10:24'03.795								
17	23.460	27.006	28.147	28.361	1'46.974	300,0	10:25'50.769								

17°		96 J. SMRZ (1'48.195)					
Lap	Seg.1	Seg.2	Seg.3	Seg.4	Lap Time	km/h	Local Time
1		33.166	34.867	34.295	203,0	9:47'40.027	
2	27.490	31.351	32.739	32.153	2'03.733	210,5	9:49'43.760
3	25.961	29.880	31.351	31.213	1'58.405	227,8	9:51'42.165
4	25.562	28.945	30.408	30.567	1'55.482	247,1	9:53'37.647
5	25.116	28.755	30.219	30.267	1'54.357	267,3	9:55'32.004
6	24.681	28.277	29.341	29.722	1'52.021	270,7	9:57'24.025
7	24.354	28.116	29.058	29.759	1'51.287	276,9	9:59'15.312
8	24.393	28.109	28.788	29.953	1'51.243	268,0	10:01'06.555
9	23.885	27.877	28.774	29.181	1'49.717	273,4	10:02'56.272
10	24.272	27.764	28.524	29.016	1'49.576	282,7	10:04'45.848
11	24.158	27.533	28.249	29.143	1'49.083	278,4	10:06'34.931
12	24.440	31.424	30.793	43.839	2'10.496P	266,7	10:08'45.427
13	8'17.937	29.208	30.263	32.007	9'49.415P	268,7	10:18'34.842
14	24.148	27.517	28.356	28.876	1'48.897	283,5	10:20'23.739
15	23.790	27.375	28.257	29.199	1'48.621	290,3	10:22'12.360
16	23.833	27.528	34.638	29.221	1'55.220	293,5	10:24'07.580
17	23.673	27.527	28.256	28.739	1'48.195	282,7	10:25'55.775

14°		51 F. MARINO (1'47.047)					
Lap	Seg.1	Seg.2	Seg.3	Seg.4	Lap Time	km/h	Local Time
1		30.128	32.474	31.784	244,3	9:47'20.107	
2	26.657	29.376	31.518	31.276	1'58.827	244,3	9:49'18.934
3	25.548	28.645	30.089	29.950	1'54.232	267,3	9:51'13.166
4	25.160	28.359	29.443	29.585	1'52.547	252,3	9:53'05.713
5	24.830	28.055	29.219	29.245	1'51.349	260,2	9:54'57.062
6	24.519	28.079	28.971	44.850	2'06.419P	284,2	9:57'03.481
7	10'51.109	28.701	29.194	29.612	12'18.616P	285,7	10:09'22.097
8	24.580	27.813	28.730	29.120	1'50.243	289,5	10:11'12.340
9	24.036	27.825	28.582	28.755	1'49.198	291,1	10:13'01.538
10	23.935	27.397	28.243	28.703	1'48.278	296,7	10:14'49.816
11	23.637	27.311	27.893	28.780	1'47.621	290,3	10:16'37.437
12	23.726	27.365	27.967	28.556	1'47.614	295,9	10:18'25.051
13	24.408	28.079	28.818	40.879	2'02.184P	265,4	10:20'27.235
14	2'27.667	28.765	27.639	28.550	3'52.621P	299,2	10:24'19.856
15	23.569	27.149	28.070	28.259	1'47.047	300,0	10:26'06.903

18°		16 G. RUIU (1'49.955)					
Lap	Seg.1	Seg.2	Seg.3	Seg.4	Lap Time	km/h	Local Time
1		31.517	33.257	33.067	213,9	9:47'30.107	
2	26.827	30.132	31.681	32.731	2'01.371	228,8	9:49'31.478
3	26.308	29.830	31.562	31.774	1'59.474	232,8	9:51'30.952
4	25.589	29.370	31.065	30.687	1'56.711	245,5	9:53'27.663
5	25.316	28.795	30.179	30.525	1'54.815	275,5	9:55'22.478
6	25.093	28.272	29.943	30.384	1'53.692	272,0	9:57'16.170
7	24.817	28.429	30.125	30.621	1'53.992	268,7	9:59'10.162
8	24.713	29.188	30.974	42.692	2'07.567P	257,1	10:01'17.729
9	9'44.005	29.104	29.995	29.985	11'13.089P	266,0	10:12'30.818
10	24.729	27.965	29.550	29.868	1'52.112	278,4	10:14'22.930
11	24.596	27.956	29.710	29.963	1'52.225	274,8	10:16'15.155
12	24.584	28.071	30.564	31.266	1'54.485	282,0	10:18'09.640
13	24.297	27.852	29.155	29.384	1'50.688	279,1	10:20'00.328
14	23.983	27.587	28.965	29.420	1'49.955	285,0	10:21'50.283
15	24.159	27.900	29.135	29.337	1'50.531	286,5	10:23'40.814
16	24.894	28.699	30.009	41.306	2'04.908P	262,1	10:25'45.722

15°		12 X. FORES (1'47.263)					
Lap	Seg.1	Seg.2	Seg.3	Seg.4	Lap Time	km/h	Local Time
1		29.906	31.662	31.738	237,4	9:47'29.337	
2	25.634	29.135	30.443	30.880	1'56.092	267,3	9:49'25.429
3	25.542	28.384	29.922	29.916	1'53.764	261,5	9:51'19.193
4	24.500	27.823	29.089	29.642	1'51.054	279,1	9:53'10.247
5	24.042	27.331	28.543	28.819	1'48.735	295,1	9:54'58.982
6	24.229	27.437	29.771	30.802	1'52.239	258,4	9:56'51.221
7	23.871	27.318	28.784	29.043	1'49.016	273,4	9:58'40.237
8	24.696	27.846	32.911	41.636	2'07.089P	296,7	10:00'47.326
9	15'33.724	29.071	29.047	29.702	17'01.544P	279,8	10:17'48.870
10	24.191	27.779	28.298	28.711	1'48.979	278,4	10:19'37.849
11	23.792	27.647	28.267	28.619	1'48.325	299,2	10:21'26.174
12	26.657	27.451	28.056	28.478	1'50.642	293,5	10:23'16.816
13	23.668	27.267	27.892	28.436	1'47.263	292,7	10:25'04.079

19°		77 M. SCHEIB (2'01.600)					
Lap	Seg.1	Seg.2	Seg.3	Seg.4	Lap Time	km/h	Local Time
1		5'06.801	46.784	1'00.786	67,0	9:52'53.641	
2	12'00.743	32.842	33.095	34.470	13'41.150P	226,4	10:06'34.791
3	25.923	31.505	32.660	48.675	2'18.763P	238,9	10:08'53.554
4	7'07.563	30.001	32.258	35.199	8'45.021P	271,4	10:17'38.575
5	26.410	29.186	31.192	34.812	2'01.600	251,7	10:19'40.175
6	26.093	28.562	33.435	45.583	2'13.673P	280,5	10:21'53.848
7	2'39.984	28.722	29.834	30.142	4'08.682P	264,7	10:26'02.530

16°		45 J. GAGNE (1'47.921)					
Lap	Seg.1	Seg.2	Seg.3	Seg.4	Lap Time	km/h	Local Time
1		31.057	32.067	31.219	235,3	9:47'23.063	
2	26.794	29.239	30.860	30.859	1'57.752	229,8	9:49'20.815
3	25.862	28.300	30.384	30.416	1'54.962	251,7	9:51'15.777
4	24.748	27.734	29.309	29.449	1'51.240	256,5	9:53'07.017
5	24.308	27.502	29.635	29.254	1'50.699	257,8	9:54'57.716
6	24.321	27.830	33.096	29.298	1'54.545	251,7	9:56'52.261
7	24.158	27.389	29.197	28.815	1'49.559	279,1	9:58'41.820
8	24.361	27.685	29.300	42.309	2'03.655P	288,8	10:00'45.475
9	6'17.839	28.207	29.802	29.657	7'45.505P	269,3	10:08'30.980
10	24.824	27.650	29.417	29.026	1'50.917	287,2	10:10'21.897
11	24.365	27.373	28.769	28.784	1'49.291	292,7	10:12'11.188
12	24.024	27.442	29.213	29.720	1'50.399	291,9	10:14'01.587
13	23.933	27.094	28.402	28.492	1'47.921	294,3	10:15'49.508
14	25.679	29.528	30.847	33.911	1'59.965	271,4	10:17'49.473
15	24.230	27.328	28.651	28.451	1'48.660	276,9	10:19'38.133

12/10/2018 P = Pits In/Out - C = Lap Time Cancelled

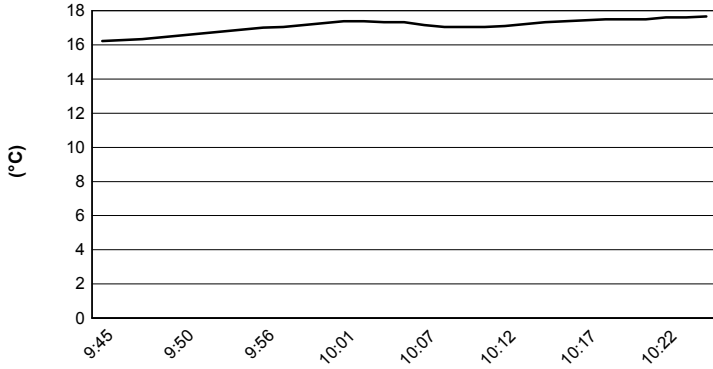
These data/results cannot be reproduced, stored and/or transmitted in whole or in part by any manner of electronic, mechanical, photocopying, recording, broadcasting or otherwise now known or herein after developed without the previous express consent by the copyright owner, except for reproduction in daily press and regular printed publications on sale to the public within 60 days of the event related to those data/results and always provided that copyright symbol appears together as follows below.

© DORNA WSBK ORGANIZATION Srl 2018

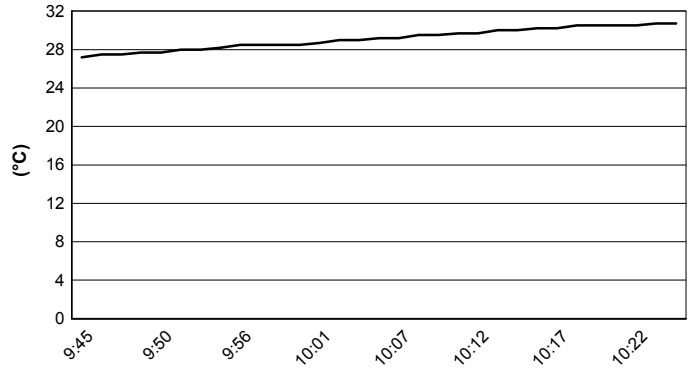
MOTUL Argentinian Round, 12 - 14 October 2018
World Superbike - Weather Report Free Practice 1st Session
 Session started 09:45 - Session ended 10:27

San Juan Villicum Circuit 4.276 m

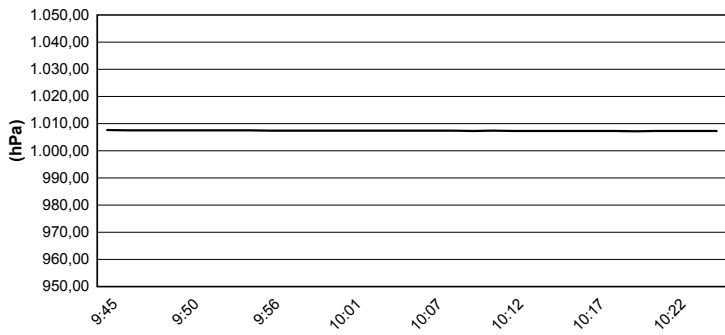
Air Temperature



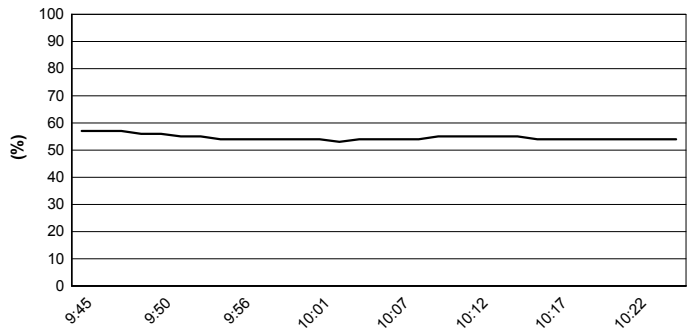
Track Temperature



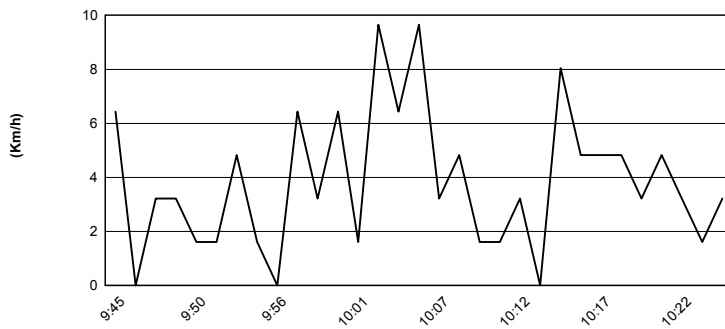
Air Pressure



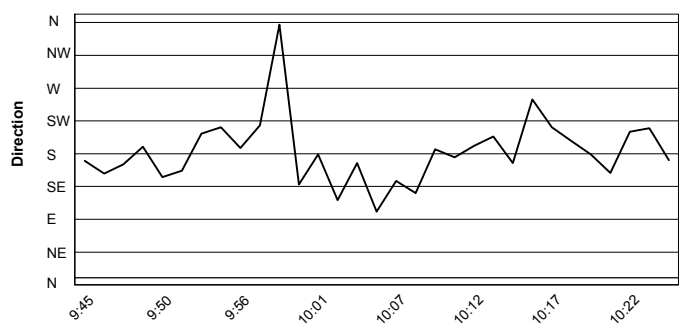
Humidity



Wind Speed



Wind Direction



12/10/2018

These data/results cannot be reproduced, stored and/or transmitted in whole or in part by any manner of electronic, mechanical, photocopying, recording, broadcasting or otherwise now known or herein after developed without the previous express consent by the copyright owner, except for reproduction in daily press and regular printed publications on sale to the public within 60 days of the event related to those data/results and always provided that copyright symbol appears together as follows below.

© DORNA WSBK ORGANIZATION Srl 2018