

## MOTUL Argentinian Round, 12 - 14 October 2018

### World Superbike - Free Practices Combined Results

San Juan Villicum Circuit 4.276 m

No.	Rider	Nat	Team	Bike	Class	FP1	FP2	FP3	Time	Gap	Rel.	Avg Laps
1	<b>1 J. REA</b>	GBR	Kawasaki Racing Team WorldSBK	Kawasaki ZX-10RR		1'44.230	<b>1'41.794</b>		<b>1'41.794</b>			151,223 34
2	<b>54 T. RAZGATLIOGLU</b>	TUR	Kawasaki Puccetti Racing	Kawasaki ZX-10RR	IND	1'44.350	<b>1'42.132</b>		<b>1'42.132</b>	0.338	0.338	150,723 34
3	<b>22 A. LOWES</b>	GBR	Pata Yamaha Official WorldSBK Team	Yamaha YZF R1		1'44.096	<b>1'42.159</b>		<b>1'42.159</b>	0.365	0.027	150,683 31
4	<b>32 L. SAVADORI</b>	ITA	Milwaukee Aprilia	Aprilia RSV4 RF		1'46.035	<b>1'42.454</b>		<b>1'42.454</b>	0.660	0.295	150,249 32
5	<b>7 C. DAVIES</b>	GBR	Aruba.it Racing - Ducati	Ducati Panigale R		1'45.654	<b>1'42.488</b>		<b>1'42.488</b>	0.694	0.034	150,199 35
6	<b>45 J. GAGNE</b>	USA	Red Bull Honda World Superbike Team	Honda CBR1000RR		1'47.921	<b>1'42.581</b>		<b>1'42.581</b>	0.787	0.093	150,063 33
7	<b>33 M. MELANDRI</b>	ITA	Aruba.it Racing - Ducati	Ducati Panigale R		1'44.458	<b>1'42.611</b>		<b>1'42.611</b>	0.817	0.030	150,019 34
8	<b>50 E. LAVERTY</b>	IRL	Milwaukee Aprilia	Aprilia RSV4 RF		1'46.974	<b>1'42.651</b>		<b>1'42.651</b>	0.857	0.040	149,961 30
9	<b>12 X. FORES</b>	ESP	Barni Racing Team	Ducati Panigale R	IND	1'47.263	<b>1'42.976</b>		<b>1'42.976</b>	1.182	0.325	149,487 27
10	<b>36 L. MERCADO</b>	ARG	Orelac Racing VerdNatura	Kawasaki ZX-10RR	IND	1'46.191	<b>1'43.015</b>		<b>1'43.015</b>	1.221	0.039	149,431 29
11	<b>60 M. VAN DER MARK</b>	NED	Pata Yamaha Official WorldSBK Team	Yamaha YZF R1		1'45.565	<b>1'43.100</b>		<b>1'43.100</b>	1.306	0.085	149,307 32
12	<b>2 L. CAMIER</b>	GBR	Red Bull Honda World Superbike Team	Honda CBR1000RR		1'46.479	<b>1'43.144</b>		<b>1'43.144</b>	1.350	0.044	149,244 30
13	<b>76 L. BAZ</b>	FRA	GULF ALTHEA BMW Racing Team	BMW S 1000 RR		1'46.216	<b>1'43.316</b>		<b>1'43.316</b>	1.522	0.172	148,995 33
14	<b>66 T. SYKES</b>	GBR	Kawasaki Racing Team WorldSBK	Kawasaki ZX-10RR		1'45.244	<b>1'43.479</b>		<b>1'43.479</b>	1.685	0.163	148,761 32
15	<b>96 J. SMRZ</b>	CZE	Guandalini Racing	Yamaha YZF R1	IND	1'48.195	<b>1'44.420</b>		<b>1'44.420</b>	2.626	0.941	147,420 30
16	<b>51 F. MARINO</b>	FRA	TripleM Honda World Superbike Team	Honda CBR1000RR	IND	1'47.047	<b>1'44.510</b>		<b>1'44.510</b>	2.716	0.090	147,293 29
17	<b>77 M. SCHEIB</b>	CHI	MV Agusta Reparto Corse	MV Agusta 1000 F4	IND	2'01.600	<b>1'44.545</b>		<b>1'44.545</b>	2.751	0.035	147,244 22
18	<b>16 G. RUIU</b>	ITA	Team Pedercini Racing	Kawasaki ZX-10RR	IND	1'49.955	<b>1'46.152</b>		<b>1'46.152</b>	4.358	1.607	145,015 30
19	<b>40 R. RAMOS</b>	ESP	Team GoEleven Kawasaki	Kawasaki ZX-10RR	IND	<b>1'46.533</b>	1'50.875		<b>1'46.533</b>	4.739	0.381	144,496 23

12/10/2018

These data/results cannot be reproduced, stored and/or transmitted in whole or in part by any manner of electronic, mechanical, photocopying, recording, broadcasting or otherwise now known or herein after developed without the previous express consent by the copyright owner, except for reproduction in daily press and regular printed publications on sale to the public within 60 days of the event related to those data/results and always provided that copyright symbol appears together as follows below.

© DORNA WSBK ORGANIZATION Srl 2018

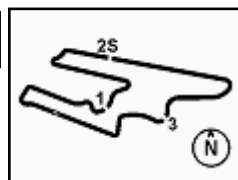
FKR PERUGIA TIMING



Official Tyre Supplier



Official Timekeeper



## MOTUL Argentinian Round, 12 - 14 October 2018

### World Superbike - Results Free Practice 2nd Session

San Juan Villicum Circuit 4.276 m

1 / 2

No.	Rider	Nat	Team	Bike	Class	Time	Gap	Rel.	Laps	Speed	
										Avg	Max
1	<b>1 J. REA</b>	GBR	Kawasaki Racing Team WorldSBK	Kawasaki ZX-10RR		<b>1'41.794</b>			16	151,223	<b>305,1</b>
2	<b>54 T. RAZGATLIOGLU</b>	TUR	Kawasaki Puccetti Racing	Kawasaki ZX-10RR	IND	<b>1'42.132</b>	0.338	0.338	19	150,723	<b>302,5</b>
3	<b>22 A. LOWES</b>	GBR	Pata Yamaha Official WorldSBK Team	Yamaha YZF R1		<b>1'42.159</b>	0.365	0.027	15	150,683	<b>301,7</b>
4	<b>32 L. SAVADORI</b>	ITA	Milwaukee Aprilia	Aprilia RSV4 RF		<b>1'42.454</b>	0.660	0.295	15	150,249	<b>302,5</b>
5	<b>7 C. DAVIES</b>	GBR	Aruba.it Racing - Ducati	Ducati Panigale R		<b>1'42.488</b>	0.694	0.034	17	150,199	<b>304,2</b>
6	<b>45 J. GAGNE</b>	USA	Red Bull Honda World Superbike Team	Honda CBR1000RR		<b>1'42.581</b>	0.787	0.093	16	150,063	<b>297,5</b>
7	<b>33 M. MELANDRI</b>	ITA	Aruba.it Racing - Ducati	Ducati Panigale R		<b>1'42.611</b>	0.817	0.030	17	150,019	<b>305,1</b>
8	<b>50 E. LAVERTY</b>	IRL	Milwaukee Aprilia	Aprilia RSV4 RF		<b>1'42.651</b>	0.857	0.040	14	149,961	<b>305,1</b>
9	<b>12 X. FORES</b>	ESP	Barni Racing Team	Ducati Panigale R	IND	<b>1'42.976</b>	1.182	0.325	15	149,487	<b>300,8</b>
10	<b>36 L. MERCADO</b>	ARG	Orelac Racing VerdNatura	Kawasaki ZX-10RR	IND	<b>1'43.015</b>	1.221	0.039	13	149,431	<b>298,3</b>
11	<b>60 M. VAN DER MARK</b>	NED	Pata Yamaha Official WorldSBK Team	Yamaha YZF R1		<b>1'43.100</b>	1.306	0.085	15	149,307	<b>303,4</b>
12	<b>2 L. CAMIER</b>	GBR	Red Bull Honda World Superbike Team	Honda CBR1000RR		<b>1'43.144</b>	1.350	0.044	13	149,244	<b>302,5</b>
13	<b>76 L. BAZ</b>	FRA	GULF ALTHEA BMW Racing Team	BMW S 1000 RR		<b>1'43.316</b>	1.522	0.172	16	148,995	<b>296,7</b>
14	<b>66 T. SYKES</b>	GBR	Kawasaki Racing Team WorldSBK	Kawasaki ZX-10RR		<b>1'43.479</b>	1.685	0.163	16	148,761	<b>304,2</b>
15	<b>96 J. SMRZ</b>	CZE	Guandalini Racing	Yamaha YZF R1	IND	<b>1'44.420</b>	2.626	0.941	14	147,420	<b>291,9</b>
16	<b>51 F. MARINO</b>	FRA	TripleM Honda World Superbike Team	Honda CBR1000RR	IND	<b>1'44.510</b>	2.716	0.090	15	147,293	<b>300,0</b>
17	<b>77 M. SCHEIB</b>	CHI	MV Agusta Reparto Corse	MV Agusta 1000 F4	IND	<b>1'44.545</b>	2.751	0.035	16	147,244	<b>295,1</b>
18	<b>16 G. RUIU</b>	ITA	Team Pedercini Racing	Kawasaki ZX-10RR	IND	<b>1'46.152</b>	4.358	1.607	15	145,015	<b>292,7</b>
----- Out 107% in this Session -----											
19	<b>40 R. RAMOS</b>	ESP	Team GoEleven Kawasaki	Kawasaki ZX-10RR	IND	<b>1'50.875</b>	9.081	4.723	6	138,837	<b>293,5</b>

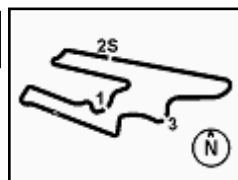
Qualifying Lap Time (107% of 1'41.794): 1'48.921

AIR	Humidity:	41%	Temp:	22°C
TRACK	Condition:	Dry	Temp:	45°C

Start                      End                      The results are provisional until the end of the time limit for protests and appeals  
12/10/2018              13:04                      13:46                      and the completion of the technical checks.

These data/results cannot be reproduced, stored and/or transmitted in whole or in part by any manner of electronic, mechanical, photocopying, recording, broadcasting or otherwise now known or herein after developed without the previous express consent by the copyright owner, except for reproduction in daily press and regular printed publications on sale to the public within 60 days of the event related to those data/results and always provided that copyright symbol appears together as follows below.

© DORNA WSBK ORGANIZATION Srl 2018



## Session Highlights

Local Time	No. Rider	Description
12.44.00		START DELAYED
13.04.00		Start
13.04.05		WorldSBK Pit Intervention Time: 1m 28 secs
13.29.11	33 M. MELANDRI	On Asphalt - Re-Joined - Turn 1
13.34.07	76 L. BAZ	On the Gravel - Re-Joined - Turn 5
13.46.13		End Of Session

## Fastest Laps Sequence

No.	Rider	Nat	Team	Bike	Local Time	Time	Gap	Avg
1	J. REA	GBR	Kawasaki Racing Team WorldSBK	Kawasaki ZX-10RR	13:07'50.136	<b>1'44.837</b>		146,834
12	X. FORES	ESP	Barni Racing Team	Ducati Panigale R	13:07'52.338	<b>1'44.742</b>	-0.095	146,967
50	E. LAVERTY	IRL	Milwaukee Aprilia	Aprilia RSV4 RF	13:07'54.893	<b>1'44.590</b>	-0.152	147,180
33	M. MELANDRI	ITA	Aruba.it Racing - Ducati	Ducati Panigale R	13:09'53.721	<b>1'44.453</b>	-0.137	147,373
66	T. SYKES	GBR	Kawasaki Racing Team WorldSBK	Kawasaki ZX-10RR	13:10'22.404	<b>1'44.258</b>	-0.195	147,649
1	J. REA	GBR	Kawasaki Racing Team WorldSBK	Kawasaki ZX-10RR	13:11'26.781	<b>1'44.048</b>	-0.210	147,947
22	A. LOWES	GBR	Pata Yamaha Official WorldSBK Team	Yamaha YZF R1	13:11'56.884	<b>1'43.621</b>	-0.427	148,557
60	M. VAN DER MARK	NED	Pata Yamaha Official WorldSBK Team	Yamaha YZF R1	13:13'14.695	<b>1'43.612</b>	-0.009	148,570
66	T. SYKES	GBR	Kawasaki Racing Team WorldSBK	Kawasaki ZX-10RR	13:13'49.603	<b>1'43.479</b>	-0.133	148,761
22	A. LOWES	GBR	Pata Yamaha Official WorldSBK Team	Yamaha YZF R1	13:19'05.044	<b>1'43.233</b>	-0.246	149,115
1	J. REA	GBR	Kawasaki Racing Team WorldSBK	Kawasaki ZX-10RR	13:20'20.693	<b>1'43.124</b>	-0.109	149,273
33	M. MELANDRI	ITA	Aruba.it Racing - Ducati	Ducati Panigale R	13:25'14.982	<b>1'42.936</b>	-0.188	149,545
1	J. REA	GBR	Kawasaki Racing Team WorldSBK	Kawasaki ZX-10RR	13:31'57.677	<b>1'42.549</b>	-0.387	150,110
7	C. DAVIES	GBR	Aruba.it Racing - Ducati	Ducati Panigale R	13:39'56.098	<b>1'42.488</b>	-0.061	150,199
54	T. RAZGATLIOGLU	TUR	Kawasaki Puccetti Racing	Kawasaki ZX-10RR	13:40'25.598	<b>1'42.373</b>	-0.115	150,368
1	J. REA	GBR	Kawasaki Racing Team WorldSBK	Kawasaki ZX-10RR	13:44'29.958	<b>1'41.794</b>	-0.579	151,223

Start 12/10/2018 13:04 End 13:46 The results are provisional until the end of the time limit for protests and appeals and the completion of the technical checks.

These data/results cannot be reproduced, stored and/or transmitted in whole or in part by any manner of electronic, mechanical, photocopying, recording, broadcasting or otherwise now known or herein after developed without the previous express consent by the copyright owner, except for reproduction in daily press and regular printed publications on sale to the public within 60 days of the event related to those data/results and always provided that copyright symbol appears together as follows below.

© DORNA WSBK ORGANIZATION Srl 2018

## MOTUL Argentinian Round, 12 - 14 October 2018

### World Superbike - Best Sectors & Speed Free Practice 2nd Session

San Juan Villicum Circuit 4.276 m

BEST LAP			
1	1 J. REA	Kawasaki ZX-10RR	1'41.794
2	54 T. RAZGATLIOGLU	Kawasaki ZX-10RR	1'42.132
3	22 A. LOWES	Yamaha YZF R1	1'42.159
4	32 L. SAVADORI	Aprilia RSV4 RF	1'42.454
5	7 C. DAVIES	Ducati Panigale R	1'42.488
6	45 J. GAGNE	Honda CBR1000RR	1'42.581
7	33 M. MELANDRI	Ducati Panigale R	1'42.611
8	50 E. LAVERTY	Aprilia RSV4 RF	1'42.651
9	12 X. FORES	Ducati Panigale R	1'42.976
10	36 L. MERCADO	Kawasaki ZX-10RR	1'43.015
11	60 M. VAN DER MARK	Yamaha YZF R1	1'43.100
12	2 L. CAMIER	Honda CBR1000RR	1'43.144
13	76 L. BAZ	BMW S 1000 RR	1'43.316
14	66 T. SYKES	Kawasaki ZX-10RR	1'43.479
15	96 J. SMRZ	Yamaha YZF R1	1'44.420
16	51 F. MARINO	Honda CBR1000RR	1'44.510
17	77 M. SCHEIB	MV Agusta 1000 F4	1'44.545
18	16 G. RUIU	Kawasaki ZX-10RR	1'46.152
19	40 R. RAMOS	Kawasaki ZX-10RR	1'50.875

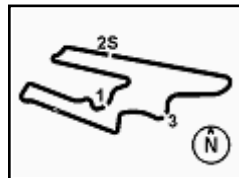
SPEED			
1	33 M. MELANDRI	Ducati Panigale R	305,1
2	1 J. REA	Kawasaki ZX-10RR	305,1
3	50 E. LAVERTY	Aprilia RSV4 RF	305,1
4	66 T. SYKES	Kawasaki ZX-10RR	304,2
5	7 C. DAVIES	Ducati Panigale R	304,2
6	60 M. VAN DER MARK	Yamaha YZF R1	303,4
7	54 T. RAZGATLIOGLU	Kawasaki ZX-10RR	302,5
8	2 L. CAMIER	Honda CBR1000RR	302,5
9	32 L. SAVADORI	Aprilia RSV4 RF	302,5
10	22 A. LOWES	Yamaha YZF R1	301,7
11	12 X. FORES	Ducati Panigale R	300,8
12	51 F. MARINO	Honda CBR1000RR	300,0
13	36 L. MERCADO	Kawasaki ZX-10RR	298,3
14	45 J. GAGNE	Honda CBR1000RR	297,5
15	76 L. BAZ	BMW S 1000 RR	296,7
16	77 M. SCHEIB	MV Agusta 1000 F4	295,1
17	40 R. RAMOS	Kawasaki ZX-10RR	293,5
18	16 G. RUIU	Kawasaki ZX-10RR	292,7
19	96 J. SMRZ	Yamaha YZF R1	291,9

SEG. 1			SEG. 2			SEG. 3			SEG. 4		
1	54 T. RAZGATLIOGLU	22.232	1	1 J. REA	26.093	1	7 C. DAVIES	26.299	1	22 A. LOWES	26.891
2	1 J. REA	22.305	2	45 J. GAGNE	26.155	2	1 J. REA	26.370	2	54 T. RAZGATLIOGLU	26.892
3	50 E. LAVERTY	22.369	3	33 M. MELANDRI	26.185	3	32 L. SAVADORI	26.473	3	45 J. GAGNE	26.990
4	33 M. MELANDRI	22.388	4	22 A. LOWES	26.190	4	36 L. MERCADO	26.526	4	1 J. REA	27.019
5	45 J. GAGNE	22.430	5	50 E. LAVERTY	26.236	5	54 T. RAZGATLIOGLU	26.533	5	32 L. SAVADORI	27.028
6	32 L. SAVADORI	22.466	6	32 L. SAVADORI	26.290	6	33 M. MELANDRI	26.538	6	7 C. DAVIES	27.046
7	7 C. DAVIES	22.472	7	54 T. RAZGATLIOGLU	26.290	7	22 A. LOWES	26.553	7	33 M. MELANDRI	27.154
8	22 A. LOWES	22.474	8	60 M. VAN DER MARK	26.340	8	12 X. FORES	26.611	8	12 X. FORES	27.189
9	60 M. VAN DER MARK	22.540	9	12 X. FORES	26.351	9	2 L. CAMIER	26.621	9	76 L. BAZ	27.277
10	76 L. BAZ	22.572	10	7 C. DAVIES	26.370	10	66 T. SYKES	26.664	10	36 L. MERCADO	27.297
11	77 M. SCHEIB	22.573	11	2 L. CAMIER	26.410	11	50 E. LAVERTY	26.717	11	2 L. CAMIER	27.302
12	12 X. FORES	22.600	12	76 L. BAZ	26.420	12	60 M. VAN DER MARK	26.722	12	50 E. LAVERTY	27.318
13	36 L. MERCADO	22.629	13	66 T. SYKES	26.424	13	45 J. GAGNE	26.873	13	66 T. SYKES	27.380
14	66 T. SYKES	22.693	14	36 L. MERCADO	26.563	14	76 L. BAZ	26.931	14	60 M. VAN DER MARK	27.385
15	2 L. CAMIER	22.699	15	51 F. MARINO	26.696	15	96 J. SMRZ	27.036	15	96 J. SMRZ	27.493
16	96 J. SMRZ	22.702	16	77 M. SCHEIB	26.753	16	77 M. SCHEIB	27.207	16	51 F. MARINO	27.553
17	51 F. MARINO	22.737	17	96 J. SMRZ	26.818	17	51 F. MARINO	27.292	17	77 M. SCHEIB	27.757
18	16 G. RUIU	23.334	18	16 G. RUIU	27.006	18	16 G. RUIU	27.827	18	16 G. RUIU	27.976
19	40 R. RAMOS	24.456	19	40 R. RAMOS	28.112	19	40 R. RAMOS	28.434	19	40 R. RAMOS	29.261

12/10/2018

These data/results cannot be reproduced, stored and/or transmitted in whole or in part by any manner of electronic, mechanical, photocopying, recording, broadcasting or otherwise now known or herein after developed without the previous express consent by the copyright owner, except for reproduction in daily press and regular printed publications on sale to the public within 60 days of the event related to those data/results and always provided that copyright symbol appears together as follows below.

© DORNA WSBK ORGANIZATION Srl 2018



## MOTUL Argentinian Round, 12 - 14 October 2018

### World Superbike - Ideal Times Free Practice 2nd Session

San Juan Villicum Circuit 4.276 m

No.	Rider	Nat	Bike	Seg. 1	Seg. 2	Seg. 3	Seg. 4	Ideal Time		
				Diff. 1	Diff. 2	Diff. 3	Diff. 4	Best Lap	Pos.	Diff.
1	<b>1 J. REA</b>	GBR	Kawasaki ZX-10RR	22.305	<b>26.093</b> 0.007	26.370	27.019	<b>1'41.787</b> 1'41.794	1	0.007
2	<b>54 T. RAZGATLIOGLU</b>	TUR	Kawasaki ZX-10RR	<b>22.232</b> 0.031	26.290	26.533	26.892 0.154	<b>1'41.947</b> 1'42.132	2	0.185
3	<b>22 A. LOWES</b>	GBR	Yamaha YZF R1	22.474	26.190	26.553 0.051	<b>26.891</b>	<b>1'42.108</b> 1'42.159	3	0.051
4	<b>7 C. DAVIES</b>	GBR	Ducati Panigale R	22.472	26.370 0.040	<b>26.299</b>	27.046 0.261	<b>1'42.187</b> 1'42.488	5	0.301
5	<b>32 L. SAVADORI</b>	ITA	Aprilia RSV4 RF	22.466	26.290 0.022	26.473 0.175	27.028	<b>1'42.257</b> 1'42.454	4	0.197
6	<b>33 M. MELANDRI</b>	ITA	Ducati Panigale R	22.388 0.273	26.185	26.538	27.154 0.073	<b>1'42.265</b> 1'42.611	7	0.346
7	<b>45 J. GAGNE</b>	USA	Honda CBR1000RR	22.430 0.065	26.155 0.068	26.873	26.990	<b>1'42.448</b> 1'42.581	6	0.133
8	<b>50 E. LAVERTY</b>	IRL	Aprilia RSV4 RF	22.369	26.236	26.717	27.318 0.011	<b>1'42.640</b> 1'42.651	8	0.011
9	<b>12 X. FORES</b>	ESP	Ducati Panigale R	22.600 0.095	26.351 0.009	26.611 0.094	27.189 0.027	<b>1'42.751</b> 1'42.976	9	0.225
10	<b>60 M. VAN DER MARK</b>	NED	Yamaha YZF R1	22.540	26.340 0.113	26.722	27.385	<b>1'42.987</b> 1'43.100	11	0.113
11	<b>36 L. MERCADO</b>	ARG	Kawasaki ZX-10RR	22.629	26.563	26.526	27.297	<b>1'43.015</b> 1'43.015	10	
12	<b>2 L. CAMIER</b>	GBR	Honda CBR1000RR	22.699 0.002	26.410	26.621 0.071	27.302 0.039	<b>1'43.032</b> 1'43.144	12	0.112
13	<b>66 T. SYKES</b>	GBR	Kawasaki ZX-10RR	22.693	26.424 0.055	26.664 0.192	27.380 0.071	<b>1'43.161</b> 1'43.479	14	0.318
14	<b>76 L. BAZ</b>	FRA	BMW S 1000 RR	22.572	26.420 0.064	26.931 0.044	27.277 0.008	<b>1'43.200</b> 1'43.316	13	0.116
15	<b>96 J. SMRZ</b>	CZE	Yamaha YZF R1	22.702 0.371	26.818	27.036	27.493	<b>1'44.049</b> 1'44.420	15	0.371
16	<b>51 F. MARINO</b>	FRA	Honda CBR1000RR	22.737 0.079	26.696	27.292 0.136	27.553 0.017	<b>1'44.278</b> 1'44.510	16	0.232
17	<b>77 M. SCHEIB</b>	CHI	MV Agusta 1000 F4	22.573	26.753 0.158	27.207 0.065	27.757 0.032	<b>1'44.290</b> 1'44.545	17	0.255
18	<b>16 G. RUIU</b>	ITA	Kawasaki ZX-10RR	23.334 0.009	27.006	27.827	27.976	<b>1'46.143</b> 1'46.152	18	0.009
19	<b>40 R. RAMOS</b>	ESP	Kawasaki ZX-10RR	24.456	28.112 0.127	28.434 0.195	29.261 0.290	<b>1'50.263</b> 1'50.875	19	0.612
<b>Overall Ideal Time</b>				22.232	26.093	26.299	26.891	<b>1'41.515</b>		

12/10/2018

These data/results cannot be reproduced, stored and/or transmitted in whole or in part by any manner of electronic, mechanical, photocopying, recording, broadcasting or otherwise now known or herein after developed without the previous express consent by the copyright owner, except for reproduction in daily press and regular printed publications on sale to the public within 60 days of the event related to those data/results and always provided that copyright symbol appears together as follows below.

© DORNA WSBK ORGANIZATION Srl 2018

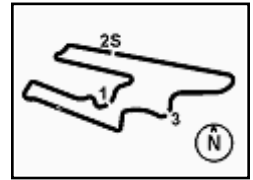
FICR PERUGIA TIMING



Official Tyre Supplier



Official Timekeeper



**MOTUL Argentinian Round, 12 - 14 October 2018**  
**World Superbike - Chronological Analysis Free Practice 2nd Session**

San Juan Villicum Circuit 4.276 m

1 / 3

<b>1°</b>		<b>1 J. REA (1'41.794)</b>					
Lap	Seg.1	Seg.2	Seg.3	Seg.4	Lap Time	km/h	Local Time
1		26.935	27.543	27.906	287.2	13:06'05.299	
2	23.051	26.821	27.254	27.711	1'44.837	297,5	13:07'50.136
3	23.353	26.946	33.634	28.664	1'52.597	298,3	13:09'42.733
4	22.834	26.754	27.030	27.430	1'44.048	300,0	13:11'26.781
5	22.823	26.475	26.946	27.504	1'43.748	297,5	13:13'10.529
6	22.991	26.566	26.690	30.077	1'46.324	299,2	13:14'56.853
7	25.399	32.648	28.041	28.225	1'54.313	294,3	13:16'51.166
8	22.763	28.802	27.185	27.653	1'46.403	296,7	13:18'37.569
9	22.660	26.632	26.600	27.232	1'43.124	297,5	13:20'20.693
10	23.694	27.133	27.366	40.991	1'59.184P	299,2	13:22'19.877
11	6'33.419	26.748	27.375	27.709	7'55.251P	298,3	13:30'15.128
12	22.647	26.310	26.483	27.109	1'42.549	302,5	13:31'57.677
13	22.573	26.347	27.490	27.714	1'44.124	303,4	13:33'41.801
14	22.461	<b>26.093</b>	28.515	40.211	1'57.280P	<b>305,1</b>	13:35'39.081
15	3'59.217	26.689	30.235	29.219	5'25.360P	292,7	13:41'04.441
16	22.331	26.170	26.625	28.597	1'43.723	299,2	13:42'48.164
17	<b>22.305</b>	26.100	<b>26.370</b>	<b>27.019</b>	<b>1'41.794</b>	299,2	13:44'29.958

1		28.091	33.096	28.693	265,4	13:06'15.307	
2	23.355	26.724	28.063	28.149	1'46.291	292,7	13:08'01.598
3	22.882	26.723	27.390	28.281	1'45.276	297,5	13:09'46.874
4	23.392	26.715	27.269	28.015	1'45.391	290,3	13:11'32.265
5	22.922	26.686	27.143	27.783	1'44.534	291,1	13:13'16.799
6	22.933	26.605	27.075	27.739	1'44.352	297,5	13:15'01.151
7	23.461	28.292	28.435	40.261	2'00.449P	278,4	13:17'01.600
8	8'01.090	27.724	27.509	28.377	9'24.700P	295,1	13:26'26.300
9	22.809	26.719	27.218	27.687	1'44.433	296,7	13:28'10.733
10	22.854	26.610	27.350	30.670	1'47.484	297,5	13:29'58.217
11	22.852	26.615	26.946	27.431	1'43.844	300,0	13:31'42.061
12	22.877	26.462	26.789	27.416	1'43.544	<b>302,5</b>	13:33'25.605
13	23.824	27.379	30.869	40.369	2'02.441P	300,0	13:35'28.046
14	4'44.413	30.142	28.073	27.783	6'10.411P	262,1	13:41'38.457
15	<b>22.466</b>	26.312	26.648	<b>27.028</b>	<b>1'42.454</b>	295,1	13:43'20.911
16	22.497	<b>26.290</b>	<b>26.473</b>	<b>27.209</b>	<b>1'42.469</b>	297,5	13:45'03.380

<b>2°</b>		<b>54 T. RAZGATLIOGLU (1'42.132)</b>					
Lap	Seg.1	Seg.2	Seg.3	Seg.4	Lap Time	km/h	Local Time
1		27.223	27.769	28.188	291,9	13:06'06.748	
2	25.188	27.291	27.123	28.349	1'47.951	296,7	13:07'54.699
3	23.262	27.431	28.114	28.266	1'47.073	298,3	13:09'41.772
4	23.774	28.691	27.717	28.085	1'48.267	300,0	13:11'30.039
5	22.672	26.910	27.188	27.461	1'44.231	295,1	13:13'14.270
6	22.752	26.854	27.182	27.533	1'44.321	294,3	13:14'58.591
7	22.950	26.893	30.798	28.159	1'48.800	293,5	13:16'47.391
8	22.744	26.915	27.943	27.858	1'45.460	291,9	13:18'32.851
9	22.661	26.504	26.927	27.342	1'43.434	297,5	13:20'16.285
10	22.696	26.807	29.146	45.739	2'04.388P	293,5	13:22'20.673
11	6'10.448	28.137	28.613	29.106	7'36.304P	291,1	13:29'56.977
12	25.332	26.845	26.910	27.372	1'46.459	299,2	13:31'43.436
13	22.531	26.420	29.105	28.591	1'46.647	<b>302,5</b>	13:33'30.083
14	23.220	28.394	28.121	27.521	1'47.256	288,0	13:35'17.339
15	22.423	26.457	26.725	27.460	1'43.065	298,3	13:37'00.404
16	22.419	26.345	26.837	27.220	1'42.821	295,9	13:38'43.225
17	22.334	26.493	26.558	26.988	1'42.373	294,3	13:40'25.598
18	<b>22.232</b>	26.520	26.761	<b>26.892</b>	1'42.405	295,9	13:42'08.003
19	27.367	26.921	27.217	27.104	1'48.609	296,7	13:43'56.612
20	22.263	<b>26.290</b>	<b>26.533</b>	27.046	<b>1'42.132</b>	294,3	13:45'38.744

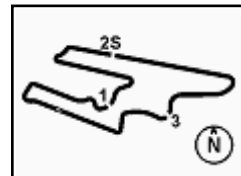
<b>5°</b>		<b>7 C. DAVIES (1'42.488)</b>					
Lap	Seg.1	Seg.2	Seg.3	Seg.4	Lap Time	km/h	Local Time
1		29.386	29.481	28.278	237,9	13:06'54.575	
2	23.271	27.151	27.256	27.782	1'45.460	295,1	13:08'40.035
3	22.872	26.847	26.960	27.657	1'44.336	300,0	13:10'24.371
4	24.107	27.964	27.035	28.798	1'47.904	298,3	13:12'12.275
5	23.057	26.939	26.600	27.653	1'44.249	300,0	13:13'56.524
6	22.857	26.841	28.045	30.653	1'48.396	299,2	13:15'44.920
7	23.598	31.677	29.503	28.833	1'53.611	223,1	13:17'38.531
8	22.916	26.855	26.850	27.911	1'44.532	300,0	13:19'23.063
9	22.684	26.603	26.888	27.947	1'44.122	300,0	13:21'07.185
10	25.804	29.559	32.699	42.396	2'10.458P	270,0	13:23'17.643
11	8'11.805	29.275	28.268	28.078	9'37.426P	288,0	13:32'55.069
12	22.872	26.550	26.449	27.287	1'43.158	302,5	13:34'38.227
13	22.587	26.429	29.265	31.766	1'50.047	<b>304,2</b>	13:36'28.274
14	22.743	28.121	26.626	27.846	1'45.336	300,8	13:38'13.610
15	<b>22.472</b>	26.410	<b>26.299</b>	27.307	<b>1'42.488</b>	299,2	13:39'56.098
16	23.516	30.901	28.079	27.555	1'50.051	225,5	13:41'46.149
17	22.571	26.461	27.405	27.169	1'43.606	299,2	13:43'29.755
18	22.576	<b>26.370</b>	26.561	<b>27.046</b>	1'42.553	298,3	13:45'12.308

<b>3°</b>		<b>22 A. LOWES (1'42.159)</b>					
Lap	Seg.1	Seg.2	Seg.3	Seg.4	Lap Time	km/h	Local Time
1		28.457	28.779	28.171	270,7	13:06'43.366	
2	23.225	26.789	27.649	27.688	1'45.351	296,7	13:08'28.717
3	22.859	26.736	27.563	27.388	1'44.546	290,3	13:10'13.263
4	22.559	26.496	27.167	27.399	1'43.621	299,2	13:11'56.884
5	27.096	32.127	29.667	27.741	1'56.631	264,7	13:13'53.515
6	22.630	26.624	26.926	27.737	1'43.917	296,7	13:15'37.432
7	23.182	26.906	26.922	27.369	1'44.379	296,7	13:17'21.811
8	22.680	26.343	26.810	27.400	1'43.233	296,7	13:19'05.044
9	24.057	27.695	28.326	41.467	2'01.545P	294,3	13:21'06.589
10	9'32.909	27.890	27.732	27.805	10'56.336P	285,7	13:32'02.925
11	25.801	26.823	26.990	27.529	1'47.143	288,8	13:33'50.068
12	22.560	26.349	29.272	27.635	1'45.816	<b>301,7</b>	13:35'35.884
13	22.971	26.506	27.093	41.796	1'58.366P	295,9	13:37'34.250
14	2'54.561	29.739	29.156	27.422	4'20.878P	250,6	13:41'55.128
15	22.483	26.407	<b>26.553</b>	27.100	1'42.543	296,7	13:43'37.671
16	<b>22.474</b>	<b>26.190</b>	26.604	<b>26.891</b>	<b>1'42.159</b>	295,1	13:45'19.830

<b>6°</b>		<b>45 J. GAGNE (1'42.581)</b>					
Lap	Seg.1	Seg.2	Seg.3	Seg.4	Lap Time	km/h	Local Time
1		28.109	28.611	28.482	262,8	13:06'10.902	
2	23.984	26.918	27.889	28.113	1'46.904	286,5	13:07'57.806
3	23.491	26.841	27.421	27.641	1'45.394	295,9	13:09'43.200
4	23.096	26.934	27.560	28.065	1'45.655	295,9	13:11'28.855
5	23.214	26.635	27.616	27.739	1'45.204	296,7	13:13'14.059
6	23.347	26.650	27.947	27.878	1'45.822	286,5	13:14'59.881
7	23.286	27.051	28.554	40.571	1'59.462P	290,3	13:16'59.343
8	11'42.065	28.384	28.676	27.921	13'07.046P	285,7	13:30'06.389
9	23.152	26.600	27.456	27.312	1'44.520	293,5	13:31'50.909
10	22.914	26.360	27.310	27.431	1'44.015	296,7	13:33'34.924
11	22.806	26.375	27.296	27.180	1'43.657	295,9	13:35'18.581
12	22.704	26.337	27.031	27.083	1'43.155	295,1	13:37'01.736
13	22.643	26.220	27.204	27.179	1'43.246	<b>297,5</b>	13:38'44.982
14	<b>22.430</b>	26.269	27.008	27.047	1'42.754	292,7	13:40'27.736
15	22.495	26.223	<b>26.873</b>	<b>26.990</b>	<b>1'42.581</b>	294,3	13:42'10.317
16	23.972	26.737	28.138	28.032	1'46.879	288,0	13:43'57.196
17	22.565	<b>26.155</b>	26.952	27.542	1'43.214	295,1	13:45'40.410

<b>4°</b>		<b>32 L. SAVADORI (1'42.454)</b>					
Lap	Seg.1	Seg.2	Seg.3	Seg.4	Lap Time	km/h	Local Time
1							
2	23.841	27.178	28.088	28.124	1'47.231	270,7	13:08'09.268
3	23.169	26.578	27.021	27.685	1'44.453	300,8	13:09'53.721
4	24.716	32.125	33.161	34.475	2'04.477	292,7	13:11'58.198

<b>7°</b>		<b>33 M. MELANDRI (1'42.611)</b>					
Lap	Seg.1	Seg.2	Seg.3	Seg.4	Lap Time	km/h	Local Time
1		28.284	29.327	29.360	252,9	13:06'22.037	
2	23.841	27.178	28.088	28.124	1'47.231	270,7	13:08'09.268
3	23.169	26.578	27.021	27.685	1'44.453	300,8	13:09'53.721
4	24.716	32.125	33.161	34.475	2'04.477	292,7	13:11'58.198



## MOTUL Argentinian Round, 12 - 14 October 2018

### World Superbike - Chronological Analysis Free Practice 2nd Session

San Juan Villicum Circuit 4.276 m

2 / 3

Lap	Seg.1	Seg.2	Seg.3	Seg.4	Lap Time	km/h	Local Time	Lap	Seg.1	Seg.2	Seg.3	Seg.4	Lap Time	km/h	Local Time
5	25.093	27.558	27.676	28.144	1'48.471	295,9	13:13'46.669	11	23.020	26.765	27.025	27.717	1'44.527	298,3	13:33'59.673
6	24.051	28.023	31.380	41.196	2'04.650P	303,4	13:15'51.319	12	24.815	27.660	27.228	38.691	1'58.394P	294,3	13:35'58.067
7	6'17.337	27.989	27.648	27.753	7'40.727P	285,7	13:23'32.046	13	5'42.463	27.177	27.123	27.485	7'04.248P	290,3	13:43'02.315
8	22.641	26.318	26.673	27.304	1'42.936	300,8	13:25'14.982	14	<b>22.629</b>	<b>26.563</b>	<b>26.526</b>	<b>27.297</b>	<b>1'43.015</b>	296,7	13:44'45.330
9	22.661	27.956	27.441	27.831	1'45.889	294,3	13:27'00.871	<b>11° 60 M. VAN DER MARK (1'43.100)</b>							
10	22.877	26.302	26.596	27.169	1'42.944	303,4	13:28'43.815	Lap	Seg.1	Seg.2	Seg.3	Seg.4	Lap Time	km/h	Local Time
11	28.188	26.798	27.326	27.732	1'50.044	298,3	13:30'33.859	1		27.978	28.580	28.531	274,1	13:06'11.146	
12	22.627	26.188	28.272	28.262	1'45.349	304,2	13:32'19.208	2	24.606	27.135	27.646	28.062	1'47.449	288,8	13:07'58.595
13	22.661	<b>26.185</b>	<b>26.538</b>	27.227	<b>1'42.611</b>	<b>305,1</b>	13:34'01.819	3	23.396	26.568	27.719	27.792	1'45.475	296,7	13:09'44.070
14	26.679	27.007	28.761	40.158	2'02.605P	287,2	13:36'04.424	4	23.097	26.613	27.875	29.428	1'47.013	291,1	13:11'31.083
15	2'26.396	32.958	28.610	27.905	3'55.869P	267,3	13:40'00.293	5	22.710	26.624	26.776	27.502	1'43.612	300,0	13:13'14.695
16	22.668	30.534	28.407	27.332	1'48.941	206,5	13:41'49.234	6	22.851	26.677	27.611	27.673	1'44.812	294,3	13:14'59.507
17	<b>22.388</b>	26.535	28.889	27.542	1'45.354	304,2	13:43'34.588	7	23.318	30.144	27.712	27.709	1'48.883	260,9	13:16'48.390
18	26.334	27.357	26.754	<b>27.154</b>	1'47.599	300,0	13:45'22.187	8	22.760	26.427	26.805	27.621	1'43.613	298,3	13:18'32.003
								9	22.827	26.653	26.889	27.570	1'43.939	296,7	13:20'15.942
								10	25.345	30.646	27.192	40.557	2'03.740P	300,0	13:22'19.682
								11	9'23.811	26.959	27.803	28.149	10'46.722P	<b>303,4</b>	13:33'06.404
								12	23.081	26.591	27.194	27.439	1'44.305	301,7	13:34'50.709
								13	22.820	26.698	26.874	40.706	1'57.098P	302,5	13:36'47.807
								14	2'28.762	29.007	29.925	27.794	3'55.488P	287,2	13:40'43.295
								15	22.778	<b>26.340</b>	27.547	27.405	1'44.070	297,5	13:42'27.365
								16	<b>22.540</b>	26.453	<b>26.722</b>	<b>27.385</b>	<b>1'43.100</b>	298,3	13:44'10.465
								<b>12° 2 L. CAMIER (1'43.144)</b>							
								Lap	Seg.1	Seg.2	Seg.3	Seg.4	Lap Time	km/h	Local Time
								1		28.677	29.266	28.724	252,9	13:06'22.858	
								2	23.388	27.387	28.224	28.203	1'47.202	267,3	13:08'10.060
								3	23.446	26.964	27.473	28.034	1'45.917	292,7	13:09'55.977
								4	23.053	30.561	27.697	42.494	2'03.805P	291,9	13:11'59.782
								5	10'26.535	27.640	28.475	28.588	1'51.238P	281,3	13:23'51.020
								6	23.262	26.751	27.348	27.730	1'45.091	296,7	13:25'36.111
								7	23.110	26.818	27.037	27.841	1'44.806	<b>302,5</b>	13:27'20.917
								8	23.046	26.767	27.304	27.643	1'44.760	296,7	13:29'05.677
								9	23.005	26.632	30.180	40.463	2'00.280P	298,3	13:31'05.957
								10	4'45.813	27.383	27.876	27.799	6'08.871P	281,3	13:37'14.828
								11	22.867	26.619	26.929	<b>27.302</b>	1'43.717	296,7	13:38'58.545
								12	<b>22.699</b>	26.418	<b>26.621</b>	27.582	1'43.320	297,5	13:40'41.865
								13	22.722	26.491	26.694	30.610	1'46.517	297,5	13:42'28.382
								14	22.701	<b>26.410</b>	26.692	27.341	<b>1'43.144</b>	300,8	13:44'11.526
								<b>13° 76 L. BAZ (1'43.316)</b>							
								Lap	Seg.1	Seg.2	Seg.3	Seg.4	Lap Time	km/h	Local Time
								1		27.512	27.600	28.163	272,0	13:06'08.034	
								2	23.098	26.839	27.256	27.836	1'45.029	280,5	13:07'53.063
								3	22.959	26.841	27.207	27.731	1'44.738	289,5	13:09'37.801
								4	23.041	26.687	27.079	30.356	1'47.163	288,8	13:11'24.964
								5	22.953	26.728	27.064	28.021	1'44.766	295,1	13:13'09.730
								6	23.370	27.297	<b>26.931</b>	28.047	1'45.645	291,9	13:14'55.375
								7	23.271	27.315	27.478	27.923	1'45.987	289,5	13:16'41.362
								8	22.662	26.609	27.251	27.647	1'44.169	295,9	13:18'25.531
								9	22.681	26.567	27.053	27.986	1'44.287	291,1	13:20'09.818
								10	26.643	30.149	27.400	42.242	2'06.434P	285,7	13:22'16.252
								11	7'39.406	26.977	27.945	28.324	9'02.652P	272,7	13:31'18.904
								12	22.628	<b>26.420</b>	27.285	27.556	1'43.889	292,7	13:33'02.793
								13	22.708	1'02.104	31.885	40.750	2'37.447P	272,7	13:35'40.240
								14	3'22.172	27.345	27.526	<b>27.277</b>	4'44.320P	286,5	13:40'24.560
								15	<b>22.572</b>	26.484	26.975	27.285	<b>1'43.316</b>	286,5	13:42'07.876
								16	24.767	27.192	27.241	27.891	1'47.091	<b>296,7</b>	13:43'54.967
								17	22.727	26.568	26.987	27.293	1'43.575	294,3	13:45'38.542
								<b>14° 66 T. SYKES (1'43.479)</b>							
								Lap	Seg.1	Seg.2	Seg.3	Seg.4	Lap Time	km/h	Local Time
								1		29.612	30.192	29.246	244,3	13:06'52.572	

8° 50 E. LAVERTY (1'42.651)							
Lap	Seg.1	Seg.2	Seg.3	Seg.4	Lap Time	km/h	Local Time
1		28.066	28.494	28.728	270,0	13:06'10.303	
2	23.052	26.461	27.196	27.881	1'44.590	290,3	13:07'54.893
3	23.351	26.581	27.106	27.678	1'44.716	297,5	13:09'39.609
4	23.015	26.564	27.095	28.042	1'44.716	299,2	13:11'24.325
5	22.837	26.792	27.281	28.262	1'45.172	301,7	13:13'09.497
6	23.246	26.733	29.653	41.971	2'01.603P	<b>305,1</b>	13:15'11.100
7	7'58.119	29.256	29.202	29.289	9'25.866P	278,4	13:24'36.966
8	23.006	26.737	27.112	27.679	1'44.534	300,8	13:26'21.500
9	22.718	26.477	26.774	27.570	1'43.539	304,2	13:28'05.039
10	22.592	26.361	26.910	27.911	1'43.774	300,0	13:29'48.813
11	25.100	26.950	28.037	40.635	2'00.722P	298,3	13:31'49.535
12	7'10.960	27.871	27.787	27.478	8'34.096P	287,2	13:40'23.631
13	22.458	26.377	26.787	<b>27.318</b>	1'42.940	300,0	13:42'06.571
14	<b>22.369</b>	<b>26.236</b>	<b>26.717</b>	27.329	<b>1'42.651</b>	300,8	13:43'49.222
15	25.874	27.110	30.734	42.161	2'05.879P	299,2	13:45'55.101

9° 12 X. FORES (1'42.976)							
Lap	Seg.1	Seg.2	Seg.3	Seg.4	Lap Time	km/h	Local Time
1		27.319	27.955	28.040	290,3	13:06'07.596	
2	23.056	26.742	27.290	27.654	1'44.742	288,0	13:07'52.338
3	22.967	26.999	27.175	27.850	1'44.991	298,3	13:09'37.329
4	22.999	26.656	33.234	42.230	2'05.119P	<b>300,8</b>	13:11'42.448
5	4'07.242	27.333	27.589	27.874	5'30.038P	292,7	13:17'12.486
6	23.095	26.794	27.080	27.787	1'44.756	291,1	13:18'57.242
7	22.876	26.668	26.894	27.415	1'43.853	293,5	13:20'41.095
8	22.848	26.673	27.014	27.534	1'44.069	292,7	13:22'25.164
9	22.854	26.523	27.022	27.443	1'43.842	297,5	13:24'09.006
10	22.768	26.409	32.532	40.614	2'02.323P	295,9	13:26'11.329
11	8'45.760	31.761	29.299	27.830	10'14.650P	235,3	13:36'25.979
12	22.783	26.699	26.898	27.542	1'43.922	299,2	13:38'09.901
13	22.726	26.383	26.790	<b>27.189</b>	1'43.088	296,7	13:39'52.989
14	<b>22.600</b>	26.368	26.722	27.411	1'43.101	294,3	13:41'36.900
15	22.695	26.360	26.705	27.216	<b>1'42.976</b>	298,3	13:43'19.066
16	24.989	<b>26.351</b>	<b>26.611</b>	27.323	1'45.274	298,3	13:45'04.340

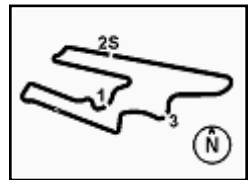
10° 36 L. MERCADO (1'43.015)							
Lap	Seg.1	Seg.2	Seg.3	Seg.4	Lap Time	km/h	Local Time
1		27.578	28.722	29.364	266,7	13:06'13.164	
2	23.435	26.998	27.607	28.481	1'46.521	294,3	13:07'59.685
3	23.201	27.673	27.780	28.453	1'47.107	292,7	13:09'46.792
4	23.227	26.965	27.634	28.315	1'46.141	292,7	13:11'32.933
5	23.161	26.823	27.246	27.856	1'45.086	296,7	13:13'18.019
6	22.889	26.898	27.383	27.954	1'45.124	294,3	13:15'03.143
7	26.691	27.537	29.159	41.230	2'04.617P	294,3	13:17'07.760
8	10'03.352	34.082	32.305	27.971	11'37.710P	250,6	13:28'45.470
9	22.908	27.085	27.367	27.873	1'45.233	294,3	13:30'30.703
10	22.668	26.625	27.148	28.002	1'44.443	<b>298,3</b>	13:32'15.146

12/10/2018 P = Pits In/Out - C = Lap Time Cancelled

These data/results cannot be reproduced, stored and/or transmitted in whole or in part by any manner of electronic, mechanical, photocopying, recording, broadcasting or otherwise now known or herein after developed without the previous express consent by the copyright owner, except for reproduction in daily press and regular printed publications on sale to the public within 60 days of the event related to those data/results and always provided that copyright symbol appears together as follows below.

© DORNA WSBK ORGANIZATION Srl 2018





## MOTUL Argentinian Round, 12 - 14 October 2018 World Superbike - Chronological Analysis Free Practice 2nd Session

San Juan Villicum Circuit 4.276 m

3 / 3

2	23.363	27.017	27.197	27.997	1'45.574	295,9	13:08'38.146	9	5'35.056	27.799	28.198	28.728	6'59.781P	288,0	13:26'16.633
3	22.875	26.698	26.973	27.712	1'44.258	298,3	13:10'22.404	10	23.015	27.276	28.624	28.624	1'46.525	295,1	13:28'03.158
4	22.846	26.424	26.793	27.657	1'43.720	298,3	13:12'06.124	11	23.035	27.066	27.248	28.222	1'45.571	295,1	13:29'48.729
5	22.693	26.479	26.856	27.451	1'43.479	295,9	13:13'49.603	12	23.069	30.318	27.883	40.810	2'02.080P	289,5	13:31'50.809
6	26.931	27.747	31.414	31.528	1'57.620	294,3	13:15'47.223	13	4'01.138	27.545	28.016	28.314	5'25.013P	279,8	13:37'15.822
7	23.889	27.275	27.785	28.408	1'47.357	295,9	13:17'34.580	14	22.939	26.760	27.287	27.757	1'44.743	294,3	13:39'00.565
8	23.039	26.638	26.899	27.896	1'44.472	296,7	13:19'19.052	15	22.573	26.911	27.272	27.789	1'44.545	294,3	13:40'45.110
9	23.892	27.019	27.796	45.273	2'03.980P	295,1	13:21'23.032	16	24.651	27.392	27.560	28.123	1'47.726	291,9	13:42'32.836
10	9'35.630	27.739	29.498	28.824	1'101.691P	270,7	13:32'24.723	17	22.718	26.753	27.207	28.008	1'44.686	292,7	13:44'17.522
11	23.273	28.207	27.057	27.877	1'46.414	300,0	13:34'11.137								
12	22.710	26.440	29.159	28.234	1'46.543	304,2	13:35'57.680								
13	22.717	26.497	27.689	27.778	1'44.681	302,5	13:37'42.361								
14	24.492	27.688	27.443	27.674	1'47.297	295,9	13:39'29.658								
15	22.781	26.592	27.038	27.619	1'44.030	295,1	13:41'13.688								
16	24.837	27.157	27.269	27.913	1'47.176	286,5	13:43'00.864								
17	22.917	26.710	26.664	27.380	1'43.671	297,5	13:44'44.535								

### 18° 16 G. RUIJ (1'46.152)

Lap	Seg.1	Seg.2	Seg.3	Seg.4	Lap Time	km/h	Local Time
1			27.802	28.824	29.652	253,5	13:06'13.308
2	23.977	27.483	28.649	29.547	1'49.656	272,0	13:08'02.964
3	23.621	27.703	28.521	28.884	1'48.729	273,4	13:09'51.693
4	24.627	29.728	30.103	31.081	1'55.539	247,1	13:11'47.232
5	23.962	27.626	28.596	28.962	1'49.146	280,5	13:13'36.378
6	24.583	29.002	32.462	43.811	2'09.858P	276,9	13:15'46.236
7	8'35.494	29.838	32.464	29.436	10'07.232P	242,7	13:25'53.468
8	24.091	27.790	28.796	28.729	1'49.406	280,5	13:27'42.874
9	23.712	27.413	28.319	28.719	1'48.163	289,5	13:29'31.037
10	23.668	27.426	28.248	28.970	1'48.312	291,1	13:31'19.349
11	23.445	27.036	28.124	28.904	1'47.509	286,5	13:33'06.858
12	23.334	27.062	28.003	28.332	1'46.731	292,7	13:34'53.589
13	24.100	27.958	28.963	43.018	2'04.039P	285,0	13:36'57.628
14	2'32.122	28.914	28.914	30.442	4'00.392P	263,4	13:40'58.020
15	24.066	28.141	28.661	29.569	1'50.437	282,0	13:42'48.457
16	23.343	27.006	27.827	27.976	1'46.152	289,5	13:44'34.609

### 19° 40 R. RAMOS (1'50.875)

Lap	Seg.1	Seg.2	Seg.3	Seg.4	Lap Time	km/h	Local Time
1			29.534	29.532	41.242	279,8	13:07'40.512
2	4'51.111	30.698	29.536	40.877	6'32.222P	260,2	13:14'12.734
3	7'34.100	28.472	31.540	29.261	9'03.373P	291,1	13:23'16.107
4	24.595	28.112	30.375	40.828	2'03.910P	293,5	13:25'20.017
5	14'08.811	29.398	29.782	29.326	15'37.317P	264,1	13:40'57.334
6	24.456	28.239	28.629	29.551	1'50.875	286,5	13:42'48.209
7	25.048	28.312	28.434	40.783	2'02.577P	287,2	13:44'50.786

### 15° 96 J. SMRZ (1'44.420)

Lap	Seg.1	Seg.2	Seg.3	Seg.4	Lap Time	km/h	Local Time
1		32.262	34.115	29.345	222,2	13:08'15.222	
2	23.857	27.372	28.916	28.410	1'48.555	284,2	13:10'03.777
3	23.081	27.256	28.904	28.776	1'48.017	280,5	13:11'51.794
4	23.636	27.540	28.092	28.703	1'47.971	286,5	13:13'39.765
5	24.349	28.332	29.679	43.125	2'05.485P	259,6	13:15'45.250
6	5'28.439	29.295	28.704	29.044	6'55.482P	285,0	13:22'40.732
7	23.137	27.078	27.919	28.074	1'46.208	291,9	13:24'26.940
8	23.262	26.983	27.398	27.728	1'45.371	291,1	13:26'12.311
9	22.919	26.973	27.199	27.932	1'45.023	291,9	13:27'57.334
10	23.604	28.306	28.477	41.709	2'02.096P	280,5	13:29'59.430
11	6'34.316	30.892	32.720	33.523	8'11.451P	269,3	13:38'10.881
12	23.073	26.818	27.036	27.493	1'44.420	289,5	13:39'55.301
13	22.702	26.882	27.309	27.605	1'44.498	290,3	13:41'39.799
14	26.629	29.742	31.228	28.032	1'55.631	220,9	13:43'35.430
15	26.380	27.405	27.483	27.551	1'48.819	285,0	13:45'24.249

### 16° 51 F. MARINO (1'44.510)

Lap	Seg.1	Seg.2	Seg.3	Seg.4	Lap Time	km/h	Local Time
1		27.632	28.647	28.536	272,7	13:06'11.357	
2	23.687	27.615	27.630	28.153	1'47.085	293,5	13:07'58.442
3	23.245	26.787	27.557	27.852	1'45.441	295,9	13:09'43.883
4	23.062	26.738	27.781	28.408	1'45.989	300,0	13:11'29.872
5	23.204	27.997	29.517	28.324	1'49.042	286,5	13:13'18.914
6	23.647	27.590	27.875	41.733	2'00.845P	283,5	13:15'19.759
7	6'49.295	27.880	28.054	28.595	8'13.824P	282,7	13:23'33.583
8	22.965	26.936	27.403	27.919	1'45.223	296,7	13:25'18.806
9	23.022	26.769	27.718	27.764	1'45.273	299,2	13:27'04.079
10	23.078	26.990	27.526	27.653	1'45.247	291,9	13:28'49.326
11	23.493	27.132	27.777	40.252	1'58.654P	299,2	13:30'47.980
12	5'52.369	27.450	27.841	27.634	7'15.294P	286,5	13:38'03.274
13	22.816	26.696	27.428	27.570	1'44.510	295,1	13:39'47.784
14	22.994	26.839	27.481	27.624	1'44.938	294,3	13:41'32.722
15	22.737	26.811	27.424	27.643	1'44.615	295,1	13:43'17.337
16	23.047	26.968	27.292	27.553	1'44.860	294,3	13:45'02.197

### 17° 77 M. SCHEIB (1'44.545)

Lap	Seg.1	Seg.2	Seg.3	Seg.4	Lap Time	km/h	Local Time
1		28.800	29.115	29.213	252,3	13:06'23.877	
2	23.773	27.618	28.856	28.775	1'49.022	268,0	13:08'12.899
3	23.850	27.612	28.750	29.312	1'49.524	285,7	13:10'02.423
4	23.785	27.364	28.405	29.033	1'48.587	286,5	13:11'51.010
5	23.817	27.629	28.157	28.748	1'48.351	286,5	13:13'39.361
6	23.437	27.384	28.576	29.062	1'48.459	272,0	13:15'27.820
7	23.545	27.169	27.809	29.140	1'47.663	288,0	13:17'15.483
8	23.303	27.379	27.996	42.691	2'01.369P	288,0	13:19'16.852

12/10/2018 P = Pits In/Out - C = Lap Time Cancelled

These data/results cannot be reproduced, stored and/or transmitted in whole or in part by any manner of electronic, mechanical, photocopying, recording, broadcasting or otherwise now known or herein after developed without the previous express consent by the copyright owner, except for reproduction in daily press and regular printed publications on sale to the public within 60 days of the event related to those data/results and always provided that copyright symbol appears together as follows below.

© DORNA WSBK ORGANIZATION Srl 2018

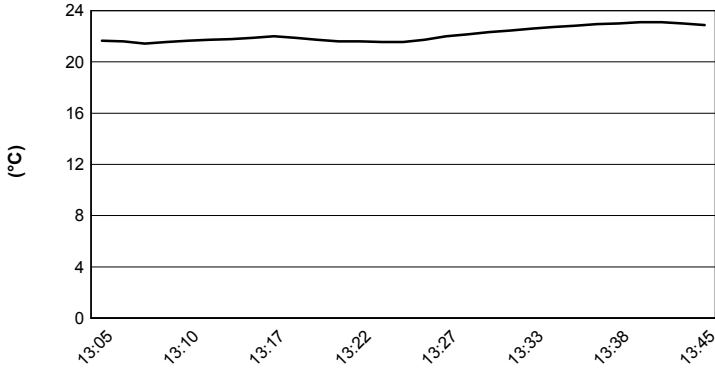




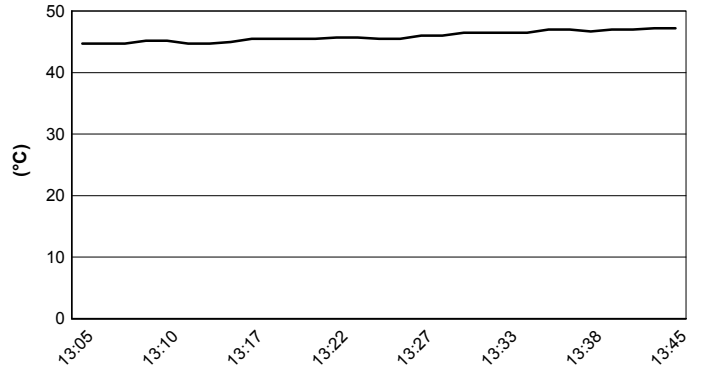
**MOTUL Argentinian Round, 12 - 14 October 2018**  
**World Superbike - Weather Report Free Practice 2nd Session**  
 Session started 13:04 - Session ended 13:46

San Juan Villicum Circuit 4.276 m

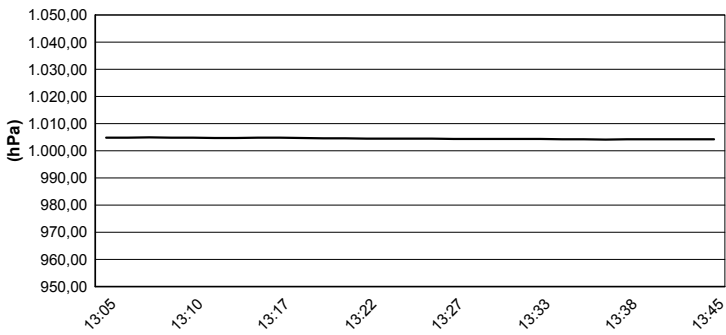
## Air Temperature



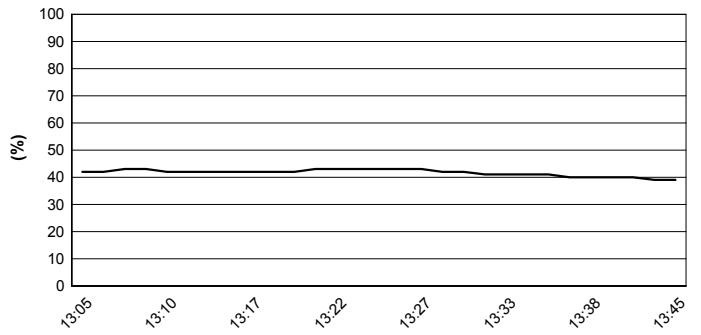
## Track Temperature



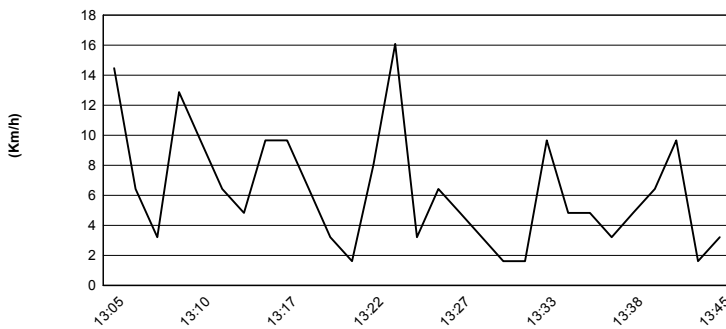
## Air Pressure



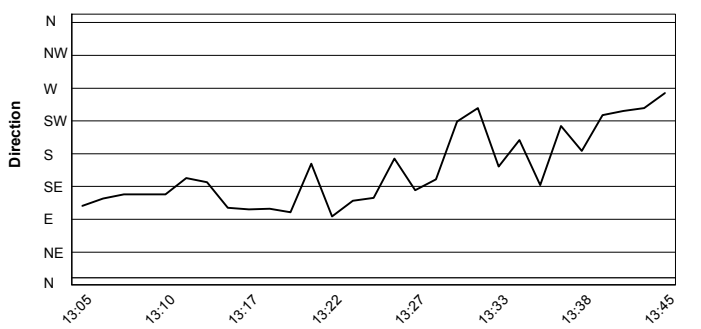
## Humidity



## Wind Speed



## Wind Direction



12/10/2018

These data/results cannot be reproduced, stored and/or transmitted in whole or in part by any manner of electronic, mechanical, photocopying, recording, broadcasting or otherwise now known or herein after developed without the previous express consent by the copyright owner, except for reproduction in daily press and regular printed publications on sale to the public within 60 days of the event related to those data/results and always provided that copyright symbol appears together as follows below.

© DORNA WSBK ORGANIZATION Srl 2018