

## MOTUL Argentinian Round, 12 - 14 October 2018

### World Superbike - Free Practices Combined Results

San Juan Villicum Circuit 4.276 m

No.	Rider	Nat	Team	Bike	Class	FP1	FP2	FP3	Time	Gap	Rel.	Avg Laps
1	<b>1 J. REA</b>	GBR	Kawasaki Racing Team WorldSBK	Kawasaki ZX-10RR		1'44.230	1'41.794	<b>1'39.914</b>	<b>1'39.914</b>			154,068 51
2	<b>33 M. MELANDRI</b>	ITA	Aruba.it Racing - Ducati	Ducati Panigale R		1'44.458	1'42.611	<b>1'40.142</b>	<b>1'40.142</b>	0.228	0.228	153,718 52
3	<b>54 T. RAZGATLIOGLU</b>	TUR	Kawasaki Puccetti Racing	Kawasaki ZX-10RR	IND	1'44.350	1'42.132	<b>1'40.230</b>	<b>1'40.230</b>	0.316	0.088	153,583 54
4	<b>22 A. LOWES</b>	GBR	Pata Yamaha Official WorldSBK Team	Yamaha YZF R1		1'44.096	1'42.159	<b>1'40.255</b>	<b>1'40.255</b>	0.341	0.025	153,544 51
5	<b>32 L. SAVADORI</b>	ITA	Milwaukee Aprilia	Aprilia RSV4 RF		1'46.035	1'42.454	<b>1'40.341</b>	<b>1'40.341</b>	0.427	0.086	153,413 48
6	<b>2 L. CAMIER</b>	GBR	Red Bull Honda World Superbike Team	Honda CBR1000RR		1'46.479	1'43.144	<b>1'40.706</b>	<b>1'40.706</b>	0.792	0.365	152,857 47
7	<b>7 C. DAVIES</b>	GBR	Aruba.it Racing - Ducati	Ducati Panigale R		1'45.654	1'42.488	<b>1'40.741</b>	<b>1'40.741</b>	0.827	0.035	152,804 51
8	<b>36 L. MERCADO</b>	ARG	Orelac Racing VerdNatura	Kawasaki ZX-10RR	IND	1'46.191	1'43.015	<b>1'40.781</b>	<b>1'40.781</b>	0.867	0.040	152,743 45
9	<b>50 E. LAVERTY</b>	IRL	Milwaukee Aprilia	Aprilia RSV4 RF		1'46.974	1'42.651	<b>1'40.820</b>	<b>1'40.820</b>	0.906	0.039	152,684 45
10	<b>12 X. FORES</b>	ESP	Barni Racing Team	Ducati Panigale R	IND	1'47.263	1'42.976	<b>1'40.916</b>	<b>1'40.916</b>	1.002	0.096	152,539 44
11	<b>60 M. VAN DER MARK</b>	NED	Pata Yamaha Official WorldSBK Team	Yamaha YZF R1		1'45.565	1'43.100	<b>1'40.959</b>	<b>1'40.959</b>	1.045	0.043	152,474 48
12	<b>45 J. GAGNE</b>	USA	Red Bull Honda World Superbike Team	Honda CBR1000RR		1'47.921	1'42.581	<b>1'40.993</b>	<b>1'40.993</b>	1.079	0.034	152,422 50
13	<b>76 L. BAZ</b>	FRA	GULF ALTHEA BMW Racing Team	BMW S 1000 RR		1'46.216	1'43.316	<b>1'41.094</b>	<b>1'41.094</b>	1.180	0.101	152,270 49
14	<b>66 T. SYKES</b>	GBR	Kawasaki Racing Team WorldSBK	Kawasaki ZX-10RR		1'45.244	1'43.479	<b>1'41.184</b>	<b>1'41.184</b>	1.270	0.090	152,135 47
15	<b>77 M. SCHEIB</b>	CHI	MV Agusta Reparto Corse	MV Agusta 1000 F4		2'01.600	1'44.545	<b>1'42.016</b>	<b>1'42.016</b>	2.102	0.832	150,894 37
16	<b>96 J. SMRZ</b>	CZE	Guandalini Racing	Yamaha YZF R1	IND	1'48.195	1'44.420	<b>1'42.327</b>	<b>1'42.327</b>	2.413	0.311	150,435 43
17	<b>51 F. MARINO</b>	FRA	TripleM Honda World Superbike Team	Honda CBR1000RR	IND	1'47.047	1'44.510	<b>1'42.513</b>	<b>1'42.513</b>	2.599	0.186	150,162 43
18	<b>40 R. RAMOS</b>	ESP	Team GoEleven Kawasaki	Kawasaki ZX-10RR	IND	1'46.533	1'50.875	<b>1'43.048</b>	<b>1'43.048</b>	3.134	0.535	149,383 40
19	<b>16 G. RUIJ</b>	ITA	Team Pedercini Racing	Kawasaki ZX-10RR	IND	1'49.955	1'46.152	<b>1'43.785</b>	<b>1'43.785</b>	3.871	0.737	148,322 45

12/10/2018

These data/results cannot be reproduced, stored and/or transmitted in whole or in part by any manner of electronic, mechanical, photocopying, recording, broadcasting or otherwise now known or herein after developed without the previous express consent by the copyright owner, except for reproduction in daily press and regular printed publications on sale to the public within 60 days of the event related to those data/results and always provided that copyright symbol appears together as follows below.

© DORNA WSBK ORGANIZATION Srl 2018

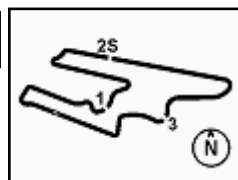
FIKX PERUGIA TIMING



Official Tyre Supplier



Official Timekeeper



## MOTUL Argentinian Round, 12 - 14 October 2018

### World Superbike - Results Free Practice 3rd Session

San Juan Villicum Circuit 4.276 m

1 / 2

No.	Rider	Nat	Team	Bike	Class	Time	Gap	Rel.	Laps	Speed	
										Avg	Max
1	<b>1 J. REA</b>	GBR	Kawasaki Racing Team WorldSBK	Kawasaki ZX-10RR		<b>1'39.914</b>			17	154,068	<b>302,5</b>
2	<b>33 M. MELANDRI</b>	ITA	Aruba.it Racing - Ducati	Ducati Panigale R		<b>1'40.142</b>	0.228	0.228	18	153,718	<b>305,1</b>
3	<b>54 T. RAZGATLIOGLU</b>	TUR	Kawasaki Puccetti Racing	Kawasaki ZX-10RR	IND	<b>1'40.230</b>	0.316	0.088	20	153,583	<b>297,5</b>
4	<b>22 A. LOWES</b>	GBR	Pata Yamaha Official WorldSBK Team	Yamaha YZF R1		<b>1'40.255</b>	0.341	0.025	20	153,544	<b>301,7</b>
5	<b>32 L. SAVADORI</b>	ITA	Milwaukee Aprilia	Aprilia RSV4 RF		<b>1'40.341</b>	0.427	0.086	16	153,413	<b>298,3</b>
6	<b>2 L. CAMIER</b>	GBR	Red Bull Honda World Superbike Team	Honda CBR1000RR		<b>1'40.706</b>	0.792	0.365	17	152,857	<b>301,7</b>
7	<b>7 C. DAVIES</b>	GBR	Aruba.it Racing - Ducati	Ducati Panigale R		<b>1'40.741</b>	0.827	0.035	16	152,804	<b>300,0</b>
8	<b>36 L. MERCADO</b>	ARG	Orelac Racing VerdNatura	Kawasaki ZX-10RR	IND	<b>1'40.781</b>	0.867	0.040	16	152,743	<b>296,7</b>
9	<b>50 E. LAVERTY</b>	IRL	Milwaukee Aprilia	Aprilia RSV4 RF		<b>1'40.820</b>	0.906	0.039	15	152,684	<b>305,1</b>
10	<b>12 X. FORES</b>	ESP	Barni Racing Team	Ducati Panigale R	IND	<b>1'40.916</b>	1.002	0.096	17	152,539	<b>300,0</b>
11	<b>60 M. VAN DER MARK</b>	NED	Pata Yamaha Official WorldSBK Team	Yamaha YZF R1		<b>1'40.959</b>	1.045	0.043	16	152,474	<b>302,5</b>
12	<b>45 J. GAGNE</b>	USA	Red Bull Honda World Superbike Team	Honda CBR1000RR		<b>1'40.993</b>	1.079	0.034	17	152,422	<b>299,2</b>
13	<b>76 L. BAZ</b>	FRA	GULF ALTHEA BMW Racing Team	BMW S 1000 RR		<b>1'41.094</b>	1.180	0.101	16	152,270	<b>302,5</b>
14	<b>66 T. SYKES</b>	GBR	Kawasaki Racing Team WorldSBK	Kawasaki ZX-10RR		<b>1'41.184</b>	1.270	0.090	15	152,135	<b>300,8</b>
15	<b>77 M. SCHEIB</b>	CHI	MV Agusta Reparto Corse	MV Agusta 1000 F4		<b>1'42.016</b>	2.102	0.832	15	150,894	<b>299,2</b>
16	<b>96 J. SMRZ</b>	CZE	Guandalini Racing	Yamaha YZF R1	IND	<b>1'42.327</b>	2.413	0.311	13	150,435	<b>291,9</b>
17	<b>51 F. MARINO</b>	FRA	TripleM Honda World Superbike Team	Honda CBR1000RR	IND	<b>1'42.513</b>	2.599	0.186	14	150,162	<b>298,3</b>
18	<b>40 R. RAMOS</b>	ESP	Team GoEleven Kawasaki	Kawasaki ZX-10RR	IND	<b>1'43.048</b>	3.134	0.535	17	149,383	<b>291,9</b>
19	<b>16 G. RUIJ</b>	ITA	Team Pedercini Racing	Kawasaki ZX-10RR	IND	<b>1'43.785</b>	3.871	0.737	15	148,322	<b>295,1</b>

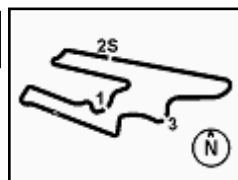
 Qualifying Lap Time (107% of 1'39.914): **1'46.909**

AIR	Humidity:	29%	Temp:	25°C
TRACK	Condition:	Dry	Temp:	45°C

12/10/2018      Start      End      The results are provisional until the end of the time limit for protests and appeals and the completion of the technical checks.

These data/results cannot be reproduced, stored and/or transmitted in whole or in part by any manner of electronic, mechanical, photocopying, recording, broadcasting or otherwise now known or herein after developed without the previous express consent by the copyright owner, except for reproduction in daily press and regular printed publications on sale to the public within 60 days of the event related to those data/results and always provided that copyright symbol appears together as follows below.

© DORNA WSBK ORGANIZATION Srl 2018



## MOTUL Argentinian Round, 12 - 14 October 2018

### World Superbike - Results Free Practice 3rd Session

San Juan Villicum Circuit 4.276 m

2 / 2

#### Session Highlights

Local Time	No. Rider	Description
16.20.00		Start
16.20.05		WorldSBK Pit Intervention Time: 1m 28 secs
16.24.32	96 J. SMRZ	Technical Problem - Turn 1
16.25.41	33 M. MELANDRI	On the Gravel - Re-Joined - Turn 9
16.27.33	76 L. BAZ	On Asphalt - Re-Joined - Turn 1
16.28.32	33 M. MELANDRI	On Asphalt - Re-Joined - Turn 1
16.47.02	76 L. BAZ	On Asphalt - Re-Joined - Turn 1
16.49.13	33 M. MELANDRI	On the Gravel - Re-Joined - Turn 1
16.49.20	2 L. CAMIER	On Asphalt - Re-Joined - Turn 1
16.53.53	60 M. VAN DER MARK	Current Lap Cancelled - Exceeded Track Limits - Turn 9
17.02.28		End Of Session

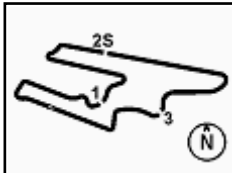
#### Fastest Laps Sequence

No.	Rider	Nat	Team	Bike	Local Time	Time	Gap	Avg
1	J. REA	GBR	Kawasaki Racing Team WorldSBK	Kawasaki ZX-10RR	16:23'47.559	<b>1'42.730</b>		149,845
54	T. RAZGATLIOGLU	TUR	Kawasaki Puccetti Racing	Kawasaki ZX-10RR	16:23'48.581	<b>1'42.391</b>	-0.339	150,341
66	T. SYKES	GBR	Kawasaki Racing Team WorldSBK	Kawasaki ZX-10RR	16:24'15.626	<b>1'42.064</b>	-0.327	150,823
1	J. REA	GBR	Kawasaki Racing Team WorldSBK	Kawasaki ZX-10RR	16:25'29.462	<b>1'41.903</b>	-0.161	151,061
54	T. RAZGATLIOGLU	TUR	Kawasaki Puccetti Racing	Kawasaki ZX-10RR	16:25'30.128	<b>1'41.547</b>	-0.356	151,591
1	J. REA	GBR	Kawasaki Racing Team WorldSBK	Kawasaki ZX-10RR	16:27'10.851	<b>1'41.389</b>	-0.158	151,827
54	T. RAZGATLIOGLU	TUR	Kawasaki Puccetti Racing	Kawasaki ZX-10RR	16:27'11.383	<b>1'41.255</b>	-0.134	152,028
1	J. REA	GBR	Kawasaki Racing Team WorldSBK	Kawasaki ZX-10RR	16:28'52.092	<b>1'41.241</b>	-0.014	152,049
54	T. RAZGATLIOGLU	TUR	Kawasaki Puccetti Racing	Kawasaki ZX-10RR	16:28'52.546	<b>1'41.163</b>	-0.078	152,166
1	J. REA	GBR	Kawasaki Racing Team WorldSBK	Kawasaki ZX-10RR	16:30'33.240	<b>1'41.148</b>	-0.015	152,189
54	T. RAZGATLIOGLU	TUR	Kawasaki Puccetti Racing	Kawasaki ZX-10RR	16:30'33.634	<b>1'41.088</b>	-0.060	152,279
1	J. REA	GBR	Kawasaki Racing Team WorldSBK	Kawasaki ZX-10RR	16:33'56.971	<b>1'40.999</b>	-0.089	152,413
1	J. REA	GBR	Kawasaki Racing Team WorldSBK	Kawasaki ZX-10RR	16:37'22.154	<b>1'40.770</b>	-0.229	152,760
1	J. REA	GBR	Kawasaki Racing Team WorldSBK	Kawasaki ZX-10RR	16:40'44.198	<b>1'40.584</b>	-0.186	153,042
33	M. MELANDRI	ITA	Aruba.it Racing - Ducati	Ducati Panigale R	16:54'15.838	<b>1'40.142</b>	-0.442	153,718
1	J. REA	GBR	Kawasaki Racing Team WorldSBK	Kawasaki ZX-10RR	16:57'18.605	<b>1'39.914</b>	-0.228	154,068

Start 12/10/2018 16:20 End 17:02 The results are provisional until the end of the time limit for protests and appeals and the completion of the technical checks.

These data/results cannot be reproduced, stored and/or transmitted in whole or in part by any manner of electronic, mechanical, photocopying, recording, broadcasting or otherwise now known or herein after developed without the previous express consent by the copyright owner, except for reproduction in daily press and regular printed publications on sale to the public within 60 days of the event related to those data/results and always provided that copyright symbol appears together as follows below.

© DORNA WSBK ORGANIZATION Srl 2018


**MOTUL Argentinian Round, 12 - 14 October 2018**
**World Superbike - Best Sectors & Speed Free Practice 3rd Session**

San Juan Villicum Circuit 4.276 m

BEST LAP			
1	1 J. REA	Kawasaki ZX-10RR	1'39.914
2	33 M. MELANDRI	Ducati Panigale R	1'40.142
3	54 T. RAZGATLIOGLU	Kawasaki ZX-10RR	1'40.230
4	22 A. LOWES	Yamaha YZF R1	1'40.255
5	32 L. SAVADORI	Aprilia RSV4 RF	1'40.341
6	2 L. CAMIER	Honda CBR1000RR	1'40.706
7	7 C. DAVIES	Ducati Panigale R	1'40.741
8	36 L. MERCADO	Kawasaki ZX-10RR	1'40.781
9	50 E. LAVERTY	Aprilia RSV4 RF	1'40.820
10	12 X. FORES	Ducati Panigale R	1'40.916
11	60 M. VAN DER MARK	Yamaha YZF R1	1'40.959
12	45 J. GAGNE	Honda CBR1000RR	1'40.993
13	76 L. BAZ	BMW S 1000 RR	1'41.094
14	66 T. SYKES	Kawasaki ZX-10RR	1'41.184
15	77 M. SCHEIB	MV Agusta 1000 F4	1'42.016
16	96 J. SMRZ	Yamaha YZF R1	1'42.327
17	51 F. MARINO	Honda CBR1000RR	1'42.513
18	40 R. RAMOS	Kawasaki ZX-10RR	1'43.048
19	16 G. RUIU	Kawasaki ZX-10RR	1'43.785

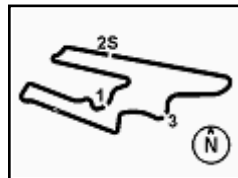
SPEED		
1	50 E. LAVERTY	Aprilia RSV4 RF 305,1
2	33 M. MELANDRI	Ducati Panigale R 305,1
3	60 M. VAN DER MARK	Yamaha YZF R1 302,5
4	76 L. BAZ	BMW S 1000 RR 302,5
5	1 J. REA	Kawasaki ZX-10RR 302,5
6	22 A. LOWES	Yamaha YZF R1 301,7
7	2 L. CAMIER	Honda CBR1000RR 301,7
8	66 T. SYKES	Kawasaki ZX-10RR 300,8
9	7 C. DAVIES	Ducati Panigale R 300,0
10	12 X. FORES	Ducati Panigale R 300,0
11	45 J. GAGNE	Honda CBR1000RR 299,2
12	77 M. SCHEIB	MV Agusta 1000 F4 299,2
13	32 L. SAVADORI	Aprilia RSV4 RF 298,3
14	51 F. MARINO	Honda CBR1000RR 298,3
15	54 T. RAZGATLIOGLU	Kawasaki ZX-10RR 297,5
16	36 L. MERCADO	Kawasaki ZX-10RR 296,7
17	16 G. RUIU	Kawasaki ZX-10RR 295,1
18	96 J. SMRZ	Yamaha YZF R1 291,9
19	40 R. RAMOS	Kawasaki ZX-10RR 291,9

SEG. 1		SEG. 2		SEG. 3		SEG. 4	
1	22 A. LOWES 21.741	1	33 M. MELANDRI 25.730	1	1 J. REA 25.817	1	32 L. SAVADORI 26.315
2	1 J. REA 21.847	2	50 E. LAVERTY 25.766	2	54 T. RAZGATLIOGLU 25.903	2	54 T. RAZGATLIOGLU 26.384
3	54 T. RAZGATLIOGLU 21.869	3	22 A. LOWES 25.799	3	7 C. DAVIES 25.914	3	1 J. REA 26.420
4	36 L. MERCADO 21.971	4	1 J. REA 25.830	4	33 M. MELANDRI 25.929	4	33 M. MELANDRI 26.457
5	33 M. MELANDRI 21.979	5	45 J. GAGNE 25.924	5	2 L. CAMIER 25.974	5	60 M. VAN DER MARK 26.494
6	76 L. BAZ 22.022	6	32 L. SAVADORI 25.949	6	32 L. SAVADORI 26.047	6	2 L. CAMIER 26.514
7	50 E. LAVERTY 22.026	7	54 T. RAZGATLIOGLU 25.955	7	50 E. LAVERTY 26.063	7	22 A. LOWES 26.545
8	32 L. SAVADORI 22.029	8	60 M. VAN DER MARK 25.957	8	36 L. MERCADO 26.064	8	12 X. FORES 26.590
9	60 M. VAN DER MARK 22.038	9	2 L. CAMIER 25.984	9	12 X. FORES 26.069	9	45 J. GAGNE 26.599
10	7 C. DAVIES 22.056	10	7 C. DAVIES 25.999	10	77 M. SCHEIB 26.115	10	36 L. MERCADO 26.613
11	2 L. CAMIER 22.112	11	66 T. SYKES 26.042	11	60 M. VAN DER MARK 26.141	11	76 L. BAZ 26.684
12	66 T. SYKES 22.129	12	12 X. FORES 26.044	12	22 A. LOWES 26.170	12	7 C. DAVIES 26.772
13	12 X. FORES 22.162	13	36 L. MERCADO 26.083	13	66 T. SYKES 26.174	13	50 E. LAVERTY 26.778
14	45 J. GAGNE 22.180	14	76 L. BAZ 26.118	14	76 L. BAZ 26.231	14	96 J. SMRZ 26.784
15	77 M. SCHEIB 22.316	15	77 M. SCHEIB 26.312	15	45 J. GAGNE 26.290	15	66 T. SYKES 26.796
16	96 J. SMRZ 22.396	16	51 F. MARINO 26.320	16	51 F. MARINO 26.523	16	51 F. MARINO 26.992
17	51 F. MARINO 22.459	17	96 J. SMRZ 26.454	17	16 G. RUIU 26.653	17	77 M. SCHEIB 27.053
18	40 R. RAMOS 22.540	18	16 G. RUIU 26.462	18	40 R. RAMOS 26.663	18	40 R. RAMOS 27.109
19	16 G. RUIU 22.561	19	40 R. RAMOS 26.504	19	96 J. SMRZ 26.693	19	16 G. RUIU 27.453

12/10/2018

These data/results cannot be reproduced, stored and/or transmitted in whole or in part by any manner of electronic, mechanical, photocopying, recording, broadcasting or otherwise now known or herein after developed without the previous express consent by the copyright owner, except for reproduction in daily press and regular printed publications on sale to the public within 60 days of the event related to those data/results and always provided that copyright symbol appears together as follows below.

© DORNA WSBK ORGANIZATION Srl 2018



## MOTUL Argentinian Round, 12 - 14 October 2018

### World Superbike - Ideal Times Free Practice 3rd Session

San Juan Villicum Circuit 4.276 m

No.	Rider	Nat	Bike	Seg. 1	Seg. 2	Seg. 3	Seg. 4	Ideal Time		
				Diff. 1	Diff. 2	Diff. 3	Diff. 4	Best Lap	Pos.	Diff.
1	<b>1 J. REA</b>	GBR	Kawasaki ZX-10RR	21.847	25.830	<b>25.817</b>	26.420	<b>1'39.914</b>	1	
2	<b>33 M. MELANDRI</b>	ITA	Ducati Panigale R	21.979	<b>25.730</b> 0.047	25.929	26.457	<b>1'40.095</b>	2	0.047
3	<b>54 T. RAZGATLIOGLU</b>	TUR	Kawasaki ZX-10RR	21.869	25.955 0.119	25.903	26.384	<b>1'40.111</b>	3	0.119
4	<b>22 A. LOWES</b>	GBR	Yamaha YZF R1	<b>21.741</b>	25.799	26.170	26.545	<b>1'40.255</b>	4	
5	<b>32 L. SAVADORI</b>	ITA	Aprilia RSV4 RF	22.029	25.949	26.047 0.001	<b>26.315</b>	<b>1'40.340</b>	5	0.001
6	<b>2 L. CAMIER</b>	GBR	Honda CBR1000RR	22.112	25.984 0.101	25.974 0.021	26.514	<b>1'40.584</b>	6	0.122
7	<b>60 M. VAN DER MARK</b>	NED	Yamaha YZF R1	22.038 0.124	25.957 0.065	26.141 0.140	26.494	<b>1'40.630</b>	11	0.329
8	<b>50 E. LAVERTY</b>	IRL	Aprilia RSV4 RF	22.026	25.766 0.123	26.063	26.778 0.064	<b>1'40.633</b>	9	0.187
9	<b>36 L. MERCADO</b>	ARG	Kawasaki ZX-10RR	21.971	26.083 0.050	26.064	26.613	<b>1'40.731</b>	8	0.050
10	<b>7 C. DAVIES</b>	GBR	Ducati Panigale R	22.056	25.999	25.914	26.772	<b>1'40.741</b>	7	
11	<b>12 X. FORES</b>	ESP	Ducati Panigale R	22.162 0.051	26.044	26.069	26.590	<b>1'40.865</b>	10	0.051
12	<b>45 J. GAGNE</b>	USA	Honda CBR1000RR	22.180	25.924	26.290	26.599	<b>1'40.993</b>	12	
13	<b>76 L. BAZ</b>	FRA	BMW S 1000 RR	22.022	26.118	26.231 0.039	26.684	<b>1'41.055</b>	13	0.039
14	<b>66 T. SYKES</b>	GBR	Kawasaki ZX-10RR	22.129	26.042 0.043	26.174	26.796	<b>1'41.141</b>	14	0.043
15	<b>77 M. SCHEIB</b>	CHI	MV Agusta 1000 F4	22.316	26.312 0.014	26.115 0.099	27.053 0.107	<b>1'41.796</b>	15	0.220
16	<b>51 F. MARINO</b>	FRA	Honda CBR1000RR	22.459 0.106	26.320	26.523	26.992 0.113	<b>1'42.294</b>	17	0.219
17	<b>96 J. SMRZ</b>	CZE	Yamaha YZF R1	22.396	26.454	26.693	26.784	<b>1'42.327</b>	16	
18	<b>40 R. RAMOS</b>	ESP	Kawasaki ZX-10RR	22.540 0.124	26.504 0.108	26.663	27.109	<b>1'42.816</b>	18	0.232
19	<b>16 G. RUIJU</b>	ITA	Kawasaki ZX-10RR	22.561 0.277	26.462	26.653 0.379	27.453	<b>1'43.129</b>	19	0.656
<b>Overall Ideal Time</b>				<b>21.741</b>	<b>25.730</b>	<b>25.817</b>	<b>26.315</b>	<b>1'39.603</b>		

12/10/2018

These data/results cannot be reproduced, stored and/or transmitted in whole or in part by any manner of electronic, mechanical, photocopying, recording, broadcasting or otherwise now known or herein after developed without the previous express consent by the copyright owner, except for reproduction in daily press and regular printed publications on sale to the public within 60 days of the event related to those data/results and always provided that copyright symbol appears together as follows below.

© DORNA WSBK ORGANIZATION Srl 2018

**PIRELLI PERUGIA TIMING**

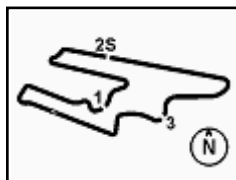

Official Tyre Supplier



Official Timekeeper







## MOTUL Argentinian Round, 12 - 14 October 2018

### World Superbike - Chronological Analysis Free Practice 3rd Session

San Juan Villicum Circuit 4.276 m

3 / 4

Lap	Seg.1	Seg.2	Seg.3	Seg.4	Lap Time	km/h	Local Time
1							
2	22.588	26.568	26.513	27.030	1'42.699	290,3	16:23'49.103
3	22.477	26.486	26.441	26.914	1'42.318	300,8	16:25'31.421
4	22.250	26.339	26.590	27.266	1'42.445	299,2	16:27'13.866
5	26.899	26.934	26.663	40.263	2'00.759P	295,1	16:29'14.625
6	7'36.373	27.429	26.994	27.783	8'58.579P	293,5	16:38'13.204
7	22.670	26.383	26.503	27.053	1'42.609	<b>302,5</b>	16:39'55.813
8	22.129	26.367	26.485	27.013	1'41.994	297,5	16:41'37.807
9	22.248	26.651	29.321	27.005	1'45.225	284,2	16:43'23.032
10	22.336	26.618	26.564	27.100	1'42.618	300,0	16:45'05.650
11	22.275	26.241	26.445	27.187	1'42.148	297,5	16:46'47.798
12	28.423	26.541	28.300	40.995	2'04.259P	292,7	16:48'52.057
13	3'10.244	27.728	27.471	27.508	4'32.951P	256,5	16:53'25.008
14	22.341	31.653	30.718	27.392	1'52.104	190,1	16:55'17.112
15	22.104	26.408	<b>26.231</b>	26.804	1'41.547	297,5	16:56'58.659
16	26.951	28.117	27.082	27.511	1'49.661	295,9	16:58'48.320
17	<b>22.022</b>	<b>26.118</b>	26.270	<b>26.684</b>	<b>1'41.094</b>	297,5	17:00'29.414

17° 51 F. MARINO (1'42.513)							
Lap	Seg.1	Seg.2	Seg.3	Seg.4	Lap Time	km/h	Local Time
1			27.707	28.098	27.960	259,0	16:22'10.551
2	24.464	26.694	27.228	27.331	1'45.717	296,7	16:23'56.268
3	22.840	26.452	27.035	27.373	1'43.700	288,8	16:25'39.968
4	22.808	26.625	27.035	27.358	1'43.826	296,7	16:27'23.794
5	22.960	28.288	27.042	39.872	1'58.162P	292,7	16:29'21.956
6	9'58.863	26.983	27.716	27.373	11'20.935P	288,8	16:40'42.891
7	22.657	26.607	27.074	27.185	1'43.523	295,9	16:42'26.414
8	22.875	26.693	27.273	39.010	1'55.851P	292,7	16:44'22.265
9	5'00.149	27.142	27.735	27.344	6'22.370P	291,1	16:50'44.635
10	22.621	26.370	26.994	<b>26.992</b>	1'42.977	296,7	16:52'27.612
11	22.529	26.383	26.948	27.024	1'42.884	292,7	16:54'10.496
12	<b>22.459</b>	26.448	30.688	27.052	1'46.647	285,7	16:55'57.143
13	22.547	26.428	26.924	27.034	1'42.933	296,7	16:57'40.076
14	22.712	27.167	26.838	32.218	1'48.935	<b>298,3</b>	16:59'29.011
15	22.565	<b>26.320</b>	<b>26.523</b>	27.105	<b>1'42.513</b>	297,5	17:01'11.524

14° 66 T. SYKES (1'41.184)							
Lap	Seg.1	Seg.2	Seg.3	Seg.4	Lap Time	km/h	Local Time
1		28.476	28.284	28.912		259,0	16:22'33.562
2	22.214	26.242	26.404	27.204	1'42.064	297,5	16:24'15.626
3	22.223	26.071	26.230	27.037	1'41.561	298,3	16:25'57.187
4	23.018	26.568	26.849	28.101	1'44.536	296,7	16:27'41.723
5	22.540	26.220	27.238	31.103	1'47.101	295,1	16:29'28.824
6	22.401	<b>26.042</b>	26.804	27.228	1'42.475	296,7	16:31'11.299
7	26.427	27.078	27.505	28.276	1'49.286	295,1	16:33'00.585
8	22.275	26.074	26.325	26.843	1'41.517	297,5	16:34'42.102
9	22.236	26.229	26.233	26.805	1'41.503	296,7	16:36'23.605
10	22.815	26.452	26.692	28.464	1'44.423	298,3	16:38'08.028
11	22.253	26.170	26.239	26.874	1'41.536	300,0	16:39'49.564
12	22.513	27.394	33.064	28.193	1'51.164	287,2	16:41'40.728
13	22.306	26.079	26.181	26.846	1'41.412	<b>300,8</b>	16:43'22.140
14	22.201	26.201	38.407	40.794	2'07.603P	295,1	16:45'29.743
15	11'34.568	27.658	27.483	27.441	12'57.150P	282,0	16:58'26.893
16	<b>22.129</b>	26.085	<b>26.174</b>	<b>26.796</b>	<b>1'41.184</b>	296,7	17:00'08.077

18° 40 R. RAMOS (1'43.048)							
Lap	Seg.1	Seg.2	Seg.3	Seg.4	Lap Time	km/h	Local Time
1			28.666	27.907	27.995	276,2	16:22'09.480
2	23.125	26.764	27.602	27.858	1'45.349	275,5	16:23'54.829
3	23.479	26.690	27.222	28.134	1'45.525	276,9	16:25'40.354
4	23.140	26.629	27.215	29.195	1'46.179	289,5	16:27'26.533
5	23.216	33.036	27.707	27.786	1'51.745	279,8	16:29'18.278
6	23.069	26.947	27.095	29.126	1'46.237	288,8	16:31'04.515
7	23.079	26.874	27.119	27.730	1'44.802	287,2	16:32'49.317
8	23.071	26.838	26.980	27.577	1'44.466	288,8	16:34'33.783
9	22.951	26.714	26.885	27.400	1'43.950	288,8	16:36'17.733
10	22.751	26.670	29.277	40.663	1'59.361P	<b>291,9</b>	16:38'17.094
11	9'34.765	28.165	27.494	28.739	10'59.163P	285,7	16:49'16.257
12	22.625	26.681	26.841	27.268	1'43.415	288,8	16:50'59.672
13	23.472	29.259	26.931	27.582	1'47.244	276,9	16:52'46.916
14	22.664	26.612	<b>26.663</b>	<b>27.109</b>	<b>1'43.048</b>	290,3	16:54'29.964
15	23.388	26.994	27.951	27.191	1'45.524	233,3	16:56'15.488
16	<b>22.540</b>	26.509	33.299	31.494	1'53.842	290,3	16:58'09.330
17	23.380	26.979	27.725	27.443	1'45.527	288,0	16:59'54.857
18	23.012	<b>26.504</b>	27.989	27.131	1'44.636	289,5	17:01'39.493

15° 77 M. SCHEIB (1'42.016)							
Lap	Seg.1	Seg.2	Seg.3	Seg.4	Lap Time	km/h	Local Time
1		27.901	28.078	28.152		274,1	16:22'09.860
2	22.926	26.720	27.589	27.844	1'45.079	284,2	16:23'54.939
3	22.811	26.774	26.873	27.605	1'44.063	291,9	16:25'39.002
4	25.747	26.706	26.712	27.588	1'46.753	292,7	16:27'25.755
5	22.506	26.519	27.063	27.382	1'43.470	293,5	16:29'09.225
6	22.587	26.549	26.699	27.417	1'43.252	291,9	16:30'52.477
7	27.647	28.312	26.739	41.964	2'04.662P	291,9	16:32'57.139
8	9'07.734	27.562	27.381	27.620	10'30.297P	288,8	16:43'27.436
9	22.520	26.465	26.713	27.107	1'42.805	<b>299,2</b>	16:45'10.241
10	25.064	26.653	26.619	40.631	1'58.967P	295,1	16:47'09.208
11	4'14.361	28.123	27.097	27.333	5'36.914P	289,5	16:52'46.122
12	22.401	26.408	<b>26.115</b>	27.477	1'42.401	295,1	16:54'28.523
13	<b>22.316</b>	26.326	26.214	27.160	<b>1'42.016</b>	295,9	16:56'10.539
14	29.001	26.670	28.147	27.455	1'51.273	295,9	16:58'01.812
15	22.467	<b>26.312</b>	26.357	<b>27.053</b>	1'42.189	296,7	16:59'44.001
16	22.469	26.481	32.663	47.874	2'09.487P	295,9	17:01'53.488

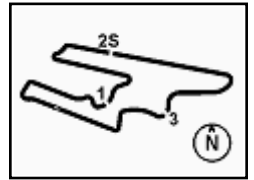
19° 16 G. RUIU (1'43.785)							
Lap	Seg.1	Seg.2	Seg.3	Seg.4	Lap Time	km/h	Local Time
1			27.673	27.806	28.375	285,0	16:22'08.664
2	23.478	27.067	27.489	28.061	1'46.095	283,5	16:23'54.759
3	23.381	26.636	27.262	27.739	1'45.018	285,0	16:25'39.777
4	23.481	26.710	26.986	27.625	1'44.802	289,5	16:27'24.579
5	22.838	26.889	27.468	27.833	1'45.028	286,5	16:29'09.607
6	22.754	26.762	27.204	27.655	1'44.375	287,2	16:30'53.982
7	23.183	28.842	28.544	43.407	2'03.976P	282,0	16:32'57.958
8	9'14.582	29.131	28.242	30.691	10'42.646P	285,0	16:43'40.604
9	22.939	26.826	27.135	27.811	1'44.711	293,5	16:45'25.315
10	22.953	26.825	27.295	28.029	1'45.102	284,2	16:47'10.417
11	22.934	27.291	27.980	42.713	2'00.918P	283,5	16:49'11.335
12	3'32.327	28.295	28.432	30.583	4'59.637P	279,8	16:54'10.972
13	22.838	<b>26.462</b>	27.032	<b>27.453</b>	<b>1'43.785</b>	291,1	16:55'54.757
14	23.678	27.890	27.036	27.883	1'46.487	279,8	16:57'41.244

12/10/2018 P = Pits In/Out - C = Lap Time Cancelled

These data/results cannot be reproduced, stored and/or transmitted in whole or in part by any manner of electronic, mechanical, photocopying, recording, broadcasting or otherwise now known or herein after developed without the previous express consent by the copyright owner, except for reproduction in daily press and regular printed publications on sale to the public within 60 days of the event related to those data/results and always provided that copyright symbol appears together as follows below.

© DORNA WSBK ORGANIZATION Srl 2018





## MOTUL Argentinian Round, 12 - 14 October 2018 World Superbike - Chronological Analysis Free Practice 3rd Session

San Juan Villicum Circuit 4.276 m

4 / 4

15	22.834	26.499	<b>26.653</b>	28.761	1'44.747	<b>295,1</b>	16:59'25.991
16	<b>22.561</b>	26.758	26.992	27.515	1'43.826	287,2	17:01'09.817

12/10/2018 P = Pits In/Out - C = Lap Time Cancelled

These data/results cannot be reproduced, stored and/or transmitted in whole or in part by any manner of electronic, mechanical, photocopying, recording, broadcasting or otherwise now known or herein after developed without the previous express consent by the copyright owner, except for reproduction in daily press and regular printed publications on sale to the public within 60 days of the event related to those data/results and always provided that copyright symbol appears together as follows below.

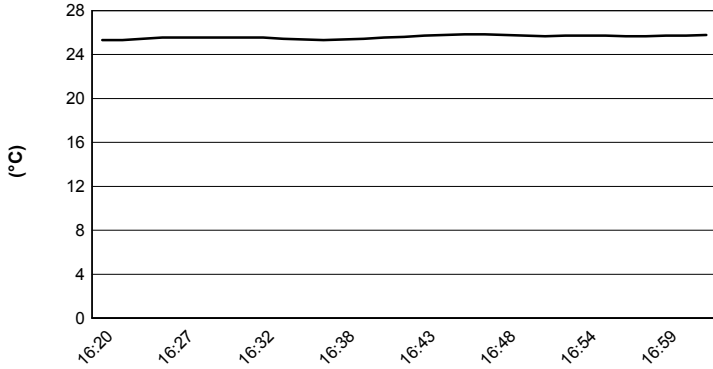
© DORNA WSBK ORGANIZATION Srl 2018



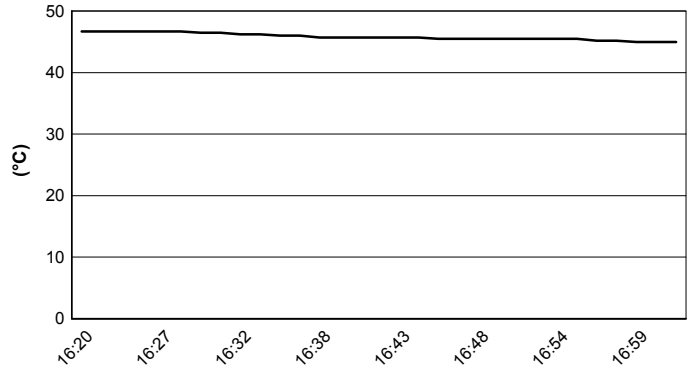
**MOTUL Argentinian Round, 12 - 14 October 2018**  
**World Superbike - Weather Report Free Practice 3rd Session**  
 Session started 16:20 - Session ended 17:02

San Juan Villicum Circuit 4.276 m

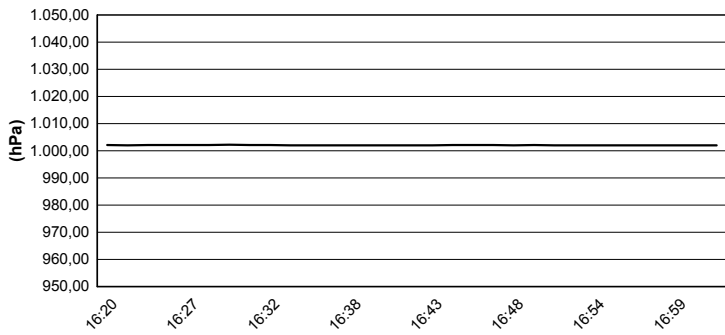
## Air Temperature



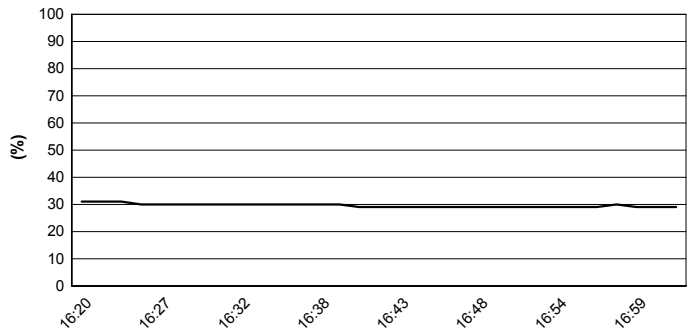
## Track Temperature



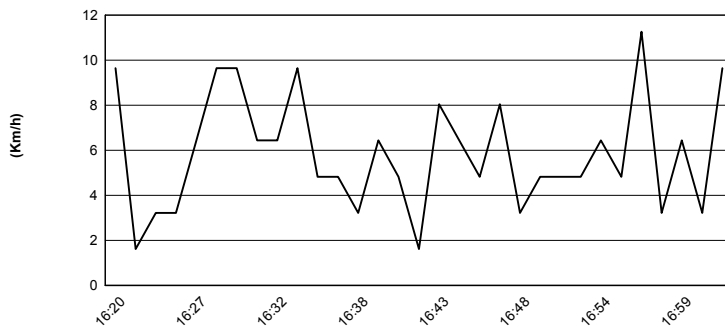
## Air Pressure



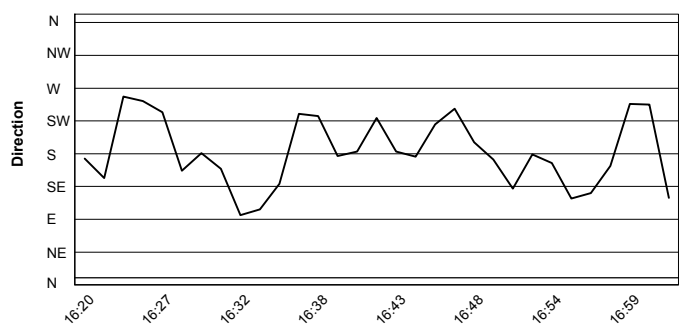
## Humidity



## Wind Speed



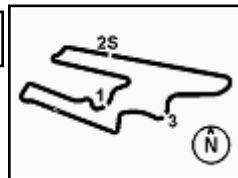
## Wind Direction



12/10/2018

These data/results cannot be reproduced, stored and/or transmitted in whole or in part by any manner of electronic, mechanical, photocopying, recording, broadcasting or otherwise now known or herein after developed without the previous express consent by the copyright owner, except for reproduction in daily press and regular printed publications on sale to the public within 60 days of the event related to those data/results and always provided that copyright symbol appears together as follows below.

© DORNA WSBK ORGANIZATION Srl 2018



## MOTUL Argentinian Round, 12 - 14 October 2018

### World Superbike - Superpoles Entry List

San Juan Villicum Circuit 4.276 m

#### Superpole 1

FPs Pos	No. Rider	Nat	Team	Bike	Time
11	<b>60 M. VAN DER MARK</b>	NED	Pata Yamaha Official WorldSBK Team	Yamaha YZF R1	<b>1'40.959</b>
12	<b>45 J. GAGNE</b>	USA	Red Bull Honda World Superbike Team	Honda CBR1000RR	<b>1'40.993</b>
13	<b>76 L. BAZ</b>	FRA	GULF ALTHEA BMW Racing Team	BMW S 1000 RR	<b>1'41.094</b>
14	<b>66 T. SYKES</b>	GBR	Kawasaki Racing Team WorldSBK	Kawasaki ZX-10RR	<b>1'41.184</b>
15	<b>77 M. SCHEIB</b>	CHI	MV Agusta Reparto Corse	MV Agusta 1000 F4	<b>1'42.016</b>
16	<b>96 J. SMRZ</b>	CZE	Guandalini Racing	Yamaha YZF R1	<b>1'42.327</b>
17	<b>51 F. MARINO</b>	FRA	TripleM Honda World Superbike Team	Honda CBR1000RR	<b>1'42.513</b>
18	<b>40 R. RAMOS</b>	ESP	Team GoEleven Kawasaki	Kawasaki ZX-10RR	<b>1'43.048</b>
19	<b>16 G. RUIU</b>	ITA	Team Pedercini Racing	Kawasaki ZX-10RR	<b>1'43.785</b>

#### Superpole 2

FPs Pos	No. Rider	Nat	Team	Bike	Time
1	<b>1 J. REA</b>	GBR	Kawasaki Racing Team WorldSBK	Kawasaki ZX-10RR	<b>1'39.914</b>
2	<b>33 M. MELANDRI</b>	ITA	Aruba.it Racing - Ducati	Ducati Panigale R	<b>1'40.142</b>
3	<b>54 T. RAZGATLIOGLU</b>	TUR	Kawasaki Puccetti Racing	Kawasaki ZX-10RR	<b>1'40.230</b>
4	<b>22 A. LOWES</b>	GBR	Pata Yamaha Official WorldSBK Team	Yamaha YZF R1	<b>1'40.255</b>
5	<b>32 L. SAVADORI</b>	ITA	Milwaukee Aprilia	Aprilia RSV4 RF	<b>1'40.341</b>
6	<b>2 L. CAMIER</b>	GBR	Red Bull Honda World Superbike Team	Honda CBR1000RR	<b>1'40.706</b>
7	<b>7 C. DAVIES</b>	GBR	Aruba.it Racing - Ducati	Ducati Panigale R	<b>1'40.741</b>
8	<b>36 L. MERCADO</b>	ARG	Orelac Racing VerdNatura	Kawasaki ZX-10RR	<b>1'40.781</b>
9	<b>50 E. LAVERTY</b>	IRL	Milwaukee Aprilia	Aprilia RSV4 RF	<b>1'40.820</b>
10	<b>12 X. FORES</b>	ESP	Barni Racing Team	Ducati Panigale R	<b>1'40.916</b>

\*  
\*

\* These positions are assigned to the 1st and 2nd rider classified in Superpole 1

12/10/2018 11

These data/results cannot be reproduced, stored and/or transmitted in whole or in part by any manner of electronic, mechanical, photocopying, recording, broadcasting or otherwise now known or herein after developed without the previous express consent by the copyright owner, except for reproduction in daily press and regular printed publications on sale to the public within 60 days of the event related to those data/results and always provided that copyright symbol appears together as follows below.

© DORNA WSBK ORGANIZATION Srl 2018

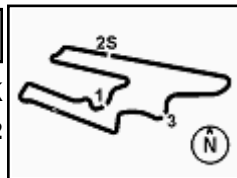
FIKZ PERUGIA TIMING



Official Tyre Supplier



Official Timekeeper



## MOTUL Argentinian Round, 12 - 14 October 2018

### World Superbike - Best Laps & Speeds

San Juan Villicum Circuit 4.276 m

No.	Rider Bike	Nat	Best Lap		FP1		FP2		FP3									
			LL	SPD	LL	SPD	LL	SPD	LL	SPD								
1	<b>1 J. REA</b> Kawasaki ZX-10RR	GBR	<b>1'39.914</b>		1'44.230	305,0	1'41.794	305,0	<b>1'39.914</b>									
2	<b>33 M. MELANDRI</b> Ducati Panigale R	ITA	<b>1'40.142</b>		1'44.458	306,8	1'42.611	305,0	<b>1'40.142</b>									
3	<b>54 T. RAZGATLIOGLU</b> Kawasaki ZX-10RR	TUR	<b>1'40.230</b>		1'44.350	302,5	1'42.132	302,5	<b>1'40.230</b>									
4	<b>22 A. LOWES</b> Yamaha YZF R1	GBR	<b>1'40.255</b>		1'44.096	301,6	1'42.159	301,6	<b>1'40.255</b>									
5	<b>32 L. SAVADORI</b> Aprilia RSV4 RF	ITA	<b>1'40.341</b>		1'46.035	302,5	1'42.454	302,5	<b>1'40.341</b>									
6	<b>2 L. CAMIER</b> Honda CBR1000RR	GBR	<b>1'40.706</b>		1'46.479	302,5	1'43.144	302,5	<b>1'40.706</b>									
7	<b>7 C. DAVIES</b> Ducati Panigale R	GBR	<b>1'40.741</b>		1'45.654	304,2	1'42.488	304,2	<b>1'40.741</b>									
8	<b>36 L. MERCADO</b> Kawasaki ZX-10RR	ARG	<b>1'40.781</b>		1'46.191	298,3	1'43.015	298,3	<b>1'40.781</b>									
9	<b>50 E. LAVERTY</b> Aprilia RSV4 RF	IRL	<b>1'40.820</b>		1'46.974	305,0	1'42.651	305,0	<b>1'40.820</b>									
10	<b>12 X. FORES</b> Ducati Panigale R	ESP	<b>1'40.916</b>		1'47.263	300,8	1'42.976	300,8	<b>1'40.916</b>									
11	<b>60 M. VAN DER MARK</b> Yamaha YZF R1	NED	<b>1'40.959</b>		1'45.565	303,3	1'43.100	303,3	<b>1'40.959</b>									
12	<b>45 J. GAGNE</b> Honda CBR1000RR	USA	<b>1'40.993</b>		1'47.921	299,1	1'42.581	299,1	<b>1'40.993</b>									
13	<b>76 L. BAZ</b> BMW S 1000 RR	FRA	<b>1'41.094</b>		1'46.216	302,5	1'43.316	302,5	<b>1'41.094</b>									
14	<b>66 T. SYKES</b> Kawasaki ZX-10RR	GBR	<b>1'41.184</b>		1'45.244	304,2	1'43.479	304,2	<b>1'41.184</b>									
15	<b>77 M. SCHEIB</b> MV Agusta 1000 F4	CHI	<b>1'42.016</b>		2'01.600	299,1	1'44.545	299,1	<b>1'42.016</b>									
16	<b>96 J. SMRZ</b> Yamaha YZF R1	CZE	<b>1'42.327</b>		1'48.195	293,4	1'44.420	291,8	<b>1'42.327</b>									
17	<b>51 F. MARINO</b> Honda CBR1000RR	FRA	<b>1'42.513</b>		1'47.047	300,0	1'44.510	300,0	<b>1'42.513</b>									
18	<b>40 R. RAMOS</b> Kawasaki ZX-10RR	ESP	<b>1'43.048</b>		1'46.533	295,0	1'50.875	293,4	<b>1'43.048</b>									
19	<b>16 G. RUIU</b> Kawasaki ZX-10RR	ITA	<b>1'43.785</b>		1'49.955	295,0	1'46.152	292,6	<b>1'43.785</b>									

12/10/2018

These data/results cannot be reproduced, stored and/or transmitted in whole or in part by any manner of electronic, mechanical, photocopying, recording, broadcasting or otherwise now known or herein after developed without the previous express consent by the copyright owner, except for reproduction in daily press and regular printed publications on sale to the public within 60 days of the event related to those data/results and always provided that copyright symbol appears together as follows below.

© DORNA WSBK ORGANIZATION Srl 2018

FIAT PERUGIA TIMING



Official Tyre Supplier



Official Timekeeper