
**MOTUL Argentinian Round, 12 - 14 October 2018**
**World Superbike - Results Free Practice 4th Session**

San Juan Villicum Circuit 4.276 m

1 / 2

No.	Rider	Nat	Team	Bike	Class	Time	Gap	Rel.	Laps	Speed	
										Avg	Max
1	<b>1 J. REA</b>	GBR	Kawasaki Racing Team WorldSBK	Kawasaki ZX-10RR		<b>1'39.270</b>			10	155,068	<b>304,2</b>
2	<b>7 C. DAVIES</b>	GBR	Aruba.it Racing - Ducati	Ducati Panigale R		<b>1'39.365</b>	0.095	0.095	10	154,920	<b>305,1</b>
3	<b>33 M. MELANDRI</b>	ITA	Aruba.it Racing - Ducati	Ducati Panigale R		<b>1'39.464</b>	0.194	0.099	9	154,766	<b>307,7</b>
4	<b>54 T. RAZGATLIOGLU</b>	TUR	Kawasaki Puccetti Racing	Kawasaki ZX-10RR	IND	<b>1'39.721</b>	0.451	0.257	11	154,367	<b>303,4</b>
5	<b>22 A. LOWES</b>	GBR	Pata Yamaha Official WorldSBK Team	Yamaha YZF R1		<b>1'39.838</b>	0.568	0.117	10	154,186	<b>302,5</b>
6	<b>50 E. LAVERTY</b>	IRL	Milwaukee Aprilia	Aprilia RSV4 RF		<b>1'39.844</b>	0.574	0.006	11	154,177	<b>306,8</b>
7	<b>45 J. GAGNE</b>	USA	Red Bull Honda World Superbike Team	Honda CBR1000RR		<b>1'39.890</b>	0.620	0.046	10	154,106	<b>303,4</b>
8	<b>76 L. BAZ</b>	FRA	GULF ALTHEA BMW Racing Team	BMW S 1000 RR		<b>1'39.903</b>	0.633	0.013	11	154,085	<b>303,4</b>
9	<b>12 X. FORES</b>	ESP	Barni Racing Team	Ducati Panigale R	IND	<b>1'39.904</b>	0.634	0.001	11	154,084	<b>305,9</b>
10	<b>66 T. SYKES</b>	GBR	Kawasaki Racing Team WorldSBK	Kawasaki ZX-10RR		<b>1'39.965</b>	0.695	0.061	11	153,990	<b>303,4</b>
11	<b>60 M. VAN DER MARK</b>	NED	Pata Yamaha Official WorldSBK Team	Yamaha YZF R1		<b>1'40.058</b>	0.788	0.093	9	153,847	<b>304,2</b>
12	<b>36 L. MERCADO</b>	ARG	Orelac Racing VerdNatura	Kawasaki ZX-10RR	IND	<b>1'40.227</b>	0.957	0.169	9	153,587	<b>302,5</b>
13	<b>2 L. CAMIER</b>	GBR	Red Bull Honda World Superbike Team	Honda CBR1000RR		<b>1'40.566</b>	1.296	0.339	9	153,070	<b>304,2</b>
14	<b>32 L. SAVADORI</b>	ITA	Milwaukee Aprilia	Aprilia RSV4 RF		<b>1'40.589</b>	1.319	0.023	11	153,035	<b>303,4</b>
15	<b>40 R. RAMOS</b>	ESP	Team GoEleven Kawasaki	Kawasaki ZX-10RR	IND	<b>1'41.309</b>	2.039	0.720	11	151,947	<b>296,7</b>
16	<b>51 F. MARINO</b>	FRA	TripleM Honda World Superbike Team	Honda CBR1000RR	IND	<b>1'41.620</b>	2.350	0.311	4	151,482	<b>304,2</b>
17	<b>77 M. SCHEIB</b>	CHI	MV Agusta Reparto Corse	MV Agusta 1000 F4		<b>1'42.049</b>	2.779	0.429	9	150,845	<b>300,8</b>
18	<b>16 G. RUIU</b>	ITA	Team Pedercini Racing	Kawasaki ZX-10RR	IND	<b>1'42.375</b>	3.105	0.326	11	150,365	<b>295,9</b>
19	<b>96 J. SMRZ</b>	CZE	Guandalini Racing	Yamaha YZF R1	IND	<b>1'42.558</b>	3.288	0.183	11	150,097	<b>295,1</b>

 Qualifying Lap Time (107% of 1'39.270): **1'46.220**

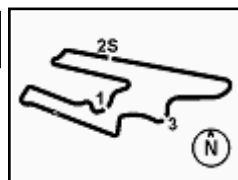
AIR	Humidity:	41%	Temp:	20°C
TRACK	Condition:	Dry	Temp:	31°C

13/10/2018      Start      End      The results are provisional until the end of the time limit for protests and appeals  
 10:45      11:07      and the completion of the technical checks.

These data/results cannot be reproduced, stored and/or transmitted in whole or in part by any manner of electronic, mechanical, photocopying, recording, broadcasting or otherwise now known or herein after developed without the previous express consent by the copyright owner, except for reproduction in daily press and regular printed publications on sale to the public within 60 days of the event related to those data/results and always provided that copyright symbol appears together as follows below.

© DORNA WSBK ORGANIZATION Srl 2018





## MOTUL Argentinian Round, 12 - 14 October 2018

### World Superbike - Results Free Practice 4th Session

#### Session Highlights

Local Time	No. Rider	Description
10.45.00		Start
10.45.04		WorldSBK Pit Intervention Time: 1m 28 secs
10.55.27	<b>36 L. MERCADO</b>	On Asphalt - Re-Joined - Turn 9
10.56.10	<b>77 M. SCHEIB</b>	On Asphalt - Re-Joined - Turn 1
10.57.07	<b>40 R. RAMOS</b>	On the Gravel - Re-Joined - Turn 9
11.07.01		End Of Session

#### Fastest Laps Sequence

No.	Rider	Nat	Team	Bike	Local Time	Time	Gap	Avg
<b>76</b>	<b>L. BAZ</b>	FRA	GULF ALTHEA BMW Racing Team	BMW S 1000 RR	10:48'48.389	<b>1'41.553</b>		151,582
<b>50</b>	<b>E. LAVERTY</b>	IRL	Milwaukee Aprilia	Aprilia RSV4 RF	10:49'20.227	<b>1'41.143</b>	-0.410	152,196
<b>22</b>	<b>A. LOWES</b>	GBR	Pata Yamaha Official WorldSBK Team	Yamaha YZF R1	10:50'38.757	<b>1'40.968</b>	-0.175	152,460
<b>33</b>	<b>M. MELANDRI</b>	ITA	Aruba.it Racing - Ducati	Ducati Panigale R	10:50'39.964	<b>1'40.825</b>	-0.143	152,676
<b>7</b>	<b>C. DAVIES</b>	GBR	Aruba.it Racing - Ducati	Ducati Panigale R	10:50'42.477	<b>1'40.575</b>	-0.250	153,056
<b>66</b>	<b>T. SYKES</b>	GBR	Kawasaki Racing Team WorldSBK	Kawasaki ZX-10RR	10:51'06.492	<b>1'40.354</b>	-0.221	153,393
<b>54</b>	<b>T. RAZGATLIOGLU</b>	TUR	Kawasaki Puccetti Racing	Kawasaki ZX-10RR	10:52'24.810	<b>1'40.228</b>	-0.126	153,586
<b>66</b>	<b>T. SYKES</b>	GBR	Kawasaki Racing Team WorldSBK	Kawasaki ZX-10RR	10:52'46.496	<b>1'40.004</b>	-0.224	153,930
<b>66</b>	<b>T. SYKES</b>	GBR	Kawasaki Racing Team WorldSBK	Kawasaki ZX-10RR	10:56'06.547	<b>1'39.965</b>	-0.039	153,990
<b>1</b>	<b>J. REA</b>	GBR	Kawasaki Racing Team WorldSBK	Kawasaki ZX-10RR	10:56'37.867	<b>1'39.795</b>	-0.170	154,252
<b>54</b>	<b>T. RAZGATLIOGLU</b>	TUR	Kawasaki Puccetti Racing	Kawasaki ZX-10RR	10:57'25.379	<b>1'39.721</b>	-0.074	154,367
<b>1</b>	<b>J. REA</b>	GBR	Kawasaki Racing Team WorldSBK	Kawasaki ZX-10RR	10:58'17.351	<b>1'39.484</b>	-0.237	154,734
<b>7</b>	<b>C. DAVIES</b>	GBR	Aruba.it Racing - Ducati	Ducati Panigale R	11:02'38.826	<b>1'39.365</b>	-0.119	154,920
<b>1</b>	<b>J. REA</b>	GBR	Kawasaki Racing Team WorldSBK	Kawasaki ZX-10RR	11:05'06.409	<b>1'39.270</b>	-0.095	155,068

13/10/2018      Start      End      The results are provisional until the end of the time limit for protests and appeals  
10:45      11:07      and the completion of the technical checks.

These data/results cannot be reproduced, stored and/or transmitted in whole or in part by any manner of electronic, mechanical, photocopying, recording, broadcasting or otherwise now known or herein after developed without the previous express consent by the copyright owner, except for reproduction in daily press and regular printed publications on sale to the public within 60 days of the event related to those data/results and always provided that copyright symbol appears together as follows below.

© DORNA WSBK ORGANIZATION Srl 2018

## MOTUL Argentinian Round, 12 - 14 October 2018

### World Superbike - Best Sectors & Speed Free Practice 4th Session

San Juan Villicum Circuit 4.276 m

BEST LAP			
1	1 J. REA	Kawasaki ZX-10RR	1'39.270
2	7 C. DAVIES	Ducati Panigale R	1'39.365
3	33 M. MELANDRI	Ducati Panigale R	1'39.464
4	54 T. RAZGATLIOGLU	Kawasaki ZX-10RR	1'39.721
5	22 A. LOWES	Yamaha YZF R1	1'39.838
6	50 E. LAVERTY	Aprilia RSV4 RF	1'39.844
7	45 J. GAGNE	Honda CBR1000RR	1'39.890
8	76 L. BAZ	BMW S 1000 RR	1'39.903
9	12 X. FORES	Ducati Panigale R	1'39.904
10	66 T. SYKES	Kawasaki ZX-10RR	1'39.965
11	60 M. VAN DER MARK	Yamaha YZF R1	1'40.058
12	36 L. MERCADO	Kawasaki ZX-10RR	1'40.227
13	2 L. CAMIER	Honda CBR1000RR	1'40.566
14	32 L. SAVADORI	Aprilia RSV4 RF	1'40.589
15	40 R. RAMOS	Kawasaki ZX-10RR	1'41.309
16	51 F. MARINO	Honda CBR1000RR	1'41.620
17	77 M. SCHEIB	MV Agusta 1000 F4	1'42.049
18	16 G. RUIU	Kawasaki ZX-10RR	1'42.375
19	96 J. SMRZ	Yamaha YZF R1	1'42.558

SPEED			
1	33 M. MELANDRI	Ducati Panigale R	307,7
2	50 E. LAVERTY	Aprilia RSV4 RF	306,8
3	12 X. FORES	Ducati Panigale R	305,9
4	7 C. DAVIES	Ducati Panigale R	305,1
5	51 F. MARINO	Honda CBR1000RR	304,2
6	1 J. REA	Kawasaki ZX-10RR	304,2
7	2 L. CAMIER	Honda CBR1000RR	304,2
8	60 M. VAN DER MARK	Yamaha YZF R1	304,2
9	66 T. SYKES	Kawasaki ZX-10RR	303,4
10	45 J. GAGNE	Honda CBR1000RR	303,4
11	32 L. SAVADORI	Aprilia RSV4 RF	303,4
12	76 L. BAZ	BMW S 1000 RR	303,4
13	54 T. RAZGATLIOGLU	Kawasaki ZX-10RR	303,4
14	22 A. LOWES	Yamaha YZF R1	302,5
15	36 L. MERCADO	Kawasaki ZX-10RR	302,5
16	77 M. SCHEIB	MV Agusta 1000 F4	300,8
17	40 R. RAMOS	Kawasaki ZX-10RR	296,7
18	16 G. RUIU	Kawasaki ZX-10RR	295,9
19	96 J. SMRZ	Yamaha YZF R1	295,1

SEG. 1		SEG. 2		SEG. 3		SEG. 4					
1	1 J. REA	21.628	1	33 M. MELANDRI	25.469	1	7 C. DAVIES	25.594	1	1 J. REA	26.226
2	7 C. DAVIES	21.638	2	7 C. DAVIES	25.545	2	1 J. REA	25.603	2	54 T. RAZGATLIOGLU	26.244
3	76 L. BAZ	21.639	3	45 J. GAGNE	25.615	3	36 L. MERCADO	25.739	3	7 C. DAVIES	26.299
4	54 T. RAZGATLIOGLU	21.644	4	50 E. LAVERTY	25.642	4	66 T. SYKES	25.741	4	33 M. MELANDRI	26.309
5	22 A. LOWES	21.697	5	1 J. REA	25.656	5	54 T. RAZGATLIOGLU	25.759	5	12 X. FORES	26.352
6	33 M. MELANDRI	21.697	6	66 T. SYKES	25.677	6	50 E. LAVERTY	25.818	6	45 J. GAGNE	26.364
7	60 M. VAN DER MARK	21.716	7	12 X. FORES	25.682	7	45 J. GAGNE	25.840	7	50 E. LAVERTY	26.371
8	50 E. LAVERTY	21.795	8	22 A. LOWES	25.782	8	12 X. FORES	25.843	8	60 M. VAN DER MARK	26.385
9	66 T. SYKES	21.841	9	60 M. VAN DER MARK	25.815	9	76 L. BAZ	25.854	9	66 T. SYKES	26.392
10	45 J. GAGNE	21.848	10	54 T. RAZGATLIOGLU	25.841	10	22 A. LOWES	25.869	10	76 L. BAZ	26.393
11	12 X. FORES	21.888	11	36 L. MERCADO	25.846	11	33 M. MELANDRI	25.870	11	22 A. LOWES	26.437
12	36 L. MERCADO	21.914	12	51 F. MARINO	25.865	12	32 L. SAVADORI	25.875	12	2 L. CAMIER	26.523
13	2 L. CAMIER	21.926	13	76 L. BAZ	25.872	13	60 M. VAN DER MARK	25.886	13	36 L. MERCADO	26.543
14	32 L. SAVADORI	22.045	14	32 L. SAVADORI	25.927	14	2 L. CAMIER	25.940	14	32 L. SAVADORI	26.584
15	40 R. RAMOS	22.049	15	2 L. CAMIER	25.933	15	77 M. SCHEIB	26.246	15	40 R. RAMOS	26.688
16	96 J. SMRZ	22.227	16	16 G. RUIU	26.131	16	40 R. RAMOS	26.253	16	51 F. MARINO	26.753
17	77 M. SCHEIB	22.229	17	77 M. SCHEIB	26.145	17	16 G. RUIU	26.458	17	16 G. RUIU	26.856
18	51 F. MARINO	22.247	18	40 R. RAMOS	26.148	18	51 F. MARINO	26.497	18	77 M. SCHEIB	26.892
19	16 G. RUIU	22.318	19	96 J. SMRZ	26.358	19	96 J. SMRZ	26.599	19	96 J. SMRZ	27.126

13/10/2018

These data/results cannot be reproduced, stored and/or transmitted in whole or in part by any manner of electronic, mechanical, photocopying, recording, broadcasting or otherwise now known or herein after developed without the previous express consent by the copyright owner, except for reproduction in daily press and regular printed publications on sale to the public within 60 days of the event related to those data/results and always provided that copyright symbol appears together as follows below.

© DORNA WSBK ORGANIZATION Srl 2018

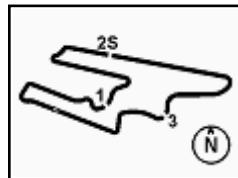
FICR PERUGIA TIMING



Official Tyre Supplier



Official Timekeeper



## MOTUL Argentinian Round, 12 - 14 October 2018

### World Superbike - Ideal Times Free Practice 4th Session

San Juan Villicum Circuit 4.276 m

No.	Rider	Nat	Bike	Seg. 1	Seg. 2	Seg. 3	Seg. 4	Ideal Time		Diff.
				Diff. 1	Diff. 2	Diff. 3	Diff. 4	Best Lap	Pos.	
1	<b>7 C. DAVIES</b>	GBR	Ducati Panigale R	21.638 0.259	25.545 0.030	<b>25.594</b>	26.299	<b>1'39.076</b> 1'39.365	2	0.289
2	<b>1 J. REA</b>	GBR	Kawasaki ZX-10RR	<b>21.628</b>	25.656 0.157	25.603	<b>26.226</b>	<b>1'39.113</b> 1'39.270	1	0.157
3	<b>33 M. MELANDRI</b>	ITA	Ducati Panigale R	21.697	<b>25.469</b> 0.021	25.870 0.020	26.309 0.078	<b>1'39.345</b> 1'39.464	3	0.119
4	<b>54 T. RAZGATLIOGLU</b>	TUR	Kawasaki ZX-10RR	21.644 0.079	25.841 0.102	25.759 0.006	26.244 0.046	<b>1'39.488</b> 1'39.721	4	0.233
5	<b>50 E. LAVERTY</b>	IRL	Aprilia RSV4 RF	21.795 0.042	25.642 0.057	25.818	26.371 0.119	<b>1'39.626</b> 1'39.844	6	0.218
6	<b>66 T. SYKES</b>	GBR	Kawasaki ZX-10RR	21.841 0.151	25.677 0.050	25.741	26.392 0.113	<b>1'39.651</b> 1'39.965	10	0.314
7	<b>45 J. GAGNE</b>	USA	Honda CBR1000RR	21.848 0.031	25.615	25.840 0.054	26.364 0.138	<b>1'39.667</b> 1'39.890	7	0.223
8	<b>76 L. BAZ</b>	FRA	BMW S 1000 RR	21.639 0.117	25.872 0.028	25.854	26.393	<b>1'39.758</b> 1'39.903	8	0.145
9	<b>12 X. FORES</b>	ESP	Ducati Panigale R	21.888 0.139	25.682	25.843	26.352	<b>1'39.765</b> 1'39.904	9	0.139
10	<b>22 A. LOWES</b>	GBR	Yamaha YZF R1	21.697	25.782 0.027	25.869	26.437 0.026	<b>1'39.785</b> 1'39.838	5	0.053
11	<b>60 M. VAN DER MARK</b>	NED	Yamaha YZF R1	21.716 0.172	25.815 0.067	25.886	26.385 0.017	<b>1'39.802</b> 1'40.058	11	0.256
12	<b>36 L. MERCADO</b>	ARG	Kawasaki ZX-10RR	21.914 0.081	25.846	25.739	26.543 0.104	<b>1'40.042</b> 1'40.227	12	0.185
13	<b>2 L. CAMIER</b>	GBR	Honda CBR1000RR	21.926	25.933 0.095	25.940 0.149	26.523	<b>1'40.322</b> 1'40.566	13	0.244
14	<b>32 L. SAVADORI</b>	ITA	Aprilia RSV4 RF	22.045 0.068	25.927 0.049	25.875 0.029	26.584 0.012	<b>1'40.431</b> 1'40.589	14	0.158
15	<b>40 R. RAMOS</b>	ESP	Kawasaki ZX-10RR	22.049 0.002	26.148 0.003	26.253 0.125	26.688 0.041	<b>1'41.138</b> 1'41.309	15	0.171
16	<b>51 F. MARINO</b>	FRA	Honda CBR1000RR	22.247	25.865 0.041	26.497 0.217	26.753	<b>1'41.362</b> 1'41.620	16	0.258
17	<b>77 M. SCHEIB</b>	CHI	MV Agusta 1000 F4	22.229 0.096	26.145 0.065	26.246 0.360	26.892 0.016	<b>1'41.512</b> 1'42.049	17	0.537
18	<b>16 G. RUIU</b>	ITA	Kawasaki ZX-10RR	22.318	26.131 0.332	26.458 0.209	26.856 0.071	<b>1'41.763</b> 1'42.375	18	0.612
19	<b>96 J. SMRZ</b>	CZE	Yamaha YZF R1	22.227 0.226	26.358	26.599 0.022	27.126	<b>1'42.310</b> 1'42.558	19	0.248
<b>Overall Ideal Time</b>				21.628	25.469	25.594	26.226	<b>1'38.917</b>		

13/10/2018

These data/results cannot be reproduced, stored and/or transmitted in whole or in part by any manner of electronic, mechanical, photocopying, recording, broadcasting or otherwise now known or herein after developed without the previous express consent by the copyright owner, except for reproduction in daily press and regular printed publications on sale to the public within 60 days of the event related to those data/results and always provided that copyright symbol appears together as follows below.

© DORNA WSBK ORGANIZATION Srl 2018

FICR PERUGIA TIMING



Official Tyre Supplier



Official Timekeeper



## MOTUL Argentinian Round, 12 - 14 October 2018

### World Superbike - Chronological Analysis Free Practice 4th Session

San Juan Villicum Circuit 4.276 m

2 / 3

10° 66 T. SYKES (1'39.965)						
Lap	Seg.1	Seg.2	Seg.3	Seg.4	Lap Time	Local Time
1		29.241	29.283	27.911		10:47'44.550
2	22.352	25.983	26.357	26.896	1'41.588	10:49'26.138
3	21.911	25.807	26.004	26.632	1'40.354	10:51'06.492
4	21.911	25.699	25.913	26.481	1'40.004	10:52'46.496
5	<b>21.841</b>	25.731	25.928	26.586	1'40.086	10:54'26.582
6	21.992	25.727	<b>25.741</b>	26.505	<b>1'39.965</b>	10:56'06.547
7	23.883	26.512	28.598	27.575	1'46.568	10:57'53.115
8	23.244	26.568	26.673	27.352	1'43.837	10:59'36.952
9	22.093	25.860	25.856	26.491	1'40.300	<b>303,4</b> 11:01'17.252
10	21.972	<b>25.677</b>	25.952	<b>26.392</b>	1'39.993	302,5 11:02'57.245
11	21.911	25.734	25.935	26.656	1'40.236	301,7 11:04'37.481
12	22.372	26.074	26.978	26.882	1'42.306	301,7 11:06'19.787

11° 60 M. VAN DER MARK (1'40.058)						
Lap	Seg.1	Seg.2	Seg.3	Seg.4	Lap Time	Local Time
1		28.866	27.442	27.181		10:47'08.192
2	22.408	26.138	26.871	26.822	1'42.239	10:48'50.431
3	22.078	26.097	26.560	26.783	1'41.518	10:50'31.949
4	22.171	26.081	26.180	39.826	1'54.258P	10:52'26.207
5	2'58.525	26.894	26.687	26.846	4'18.952P	10:56'45.159
6	21.948	25.847	26.029	<b>26.385</b>	1'40.209	301,7 10:58'25.368
7	<b>21.716</b>	<b>25.815</b>	26.058	26.725	1'40.314	<b>304,2</b> 11:00'05.682
8	21.888	25.882	<b>25.886</b>	26.402	<b>1'40.058</b>	303,4 11:01'45.740
9	21.860	28.047	26.026	26.518	1'42.451	302,5 11:03'28.191
10	21.948	25.991	26.001	26.707	1'40.647	301,7 11:05'08.838

12° 36 L. MERCADO (1'40.227)						
Lap	Seg.1	Seg.2	Seg.3	Seg.4	Lap Time	Local Time
1		28.754	30.466	28.365		10:47'13.389
2	22.605	26.688	27.810	27.929	1'45.032	10:48'58.421
3	22.029	26.019	26.598	26.669	1'41.315	10:50'39.736
4	<b>21.914</b>	25.875	26.287	26.783	1'40.859	10:52'20.595
5	22.292	25.852	26.349	27.243	1'41.736	<b>302,5</b> 10:54'02.331
6	22.004	26.085	32.555	38.781	1'59.425P	297,5 10:56'01.756
7	3'05.861	26.912	26.398	26.557	4'25.728P	299,2 11:00'27.484
8	21.995	<b>25.846</b>	<b>25.739</b>	26.647	<b>1'40.227</b>	300,0 11:02'07.711
9	22.002	25.877	26.036	<b>26.543</b>	1'40.458	300,0 11:03'48.169
10	21.930	25.966	26.428	27.070	1'41.394	296,7 11:05'29.563

13° 2 L. CAMIER (1'40.566)						
Lap	Seg.1	Seg.2	Seg.3	Seg.4	Lap Time	Local Time
1		28.014	28.446	39.397		10:48'18.384
2	2'25.626	27.135	27.426	27.191	3'47.378P	288,0 10:52'05.762
3	22.577	26.259	28.976	29.391	1'47.203	<b>304,2</b> 10:53'52.965
4	22.520	26.248	26.336	26.750	1'41.854	300,0 10:55'34.819
5	22.363	28.229	27.273	26.862	1'44.727	222,2 10:57'19.546
6	21.938	26.041	<b>25.940</b>	26.723	1'40.642	302,5 10:59'00.188
7	21.963	<b>25.933</b>	28.008	26.695	1'42.599	303,4 11:00'42.787
8	<b>21.926</b>	26.028	26.089	<b>26.523</b>	<b>1'40.566</b>	301,7 11:02'23.353
9	21.979	26.051	26.006	26.533	1'40.569	302,5 11:04'03.922
10	22.225	27.519	26.145	26.546	1'42.435	292,7 11:05'46.357

14° 32 L. SAVADORI (1'40.589)						
Lap	Seg.1	Seg.2	Seg.3	Seg.4	Lap Time	Local Time
1		29.595	29.565	27.786		10:47'29.639
2	22.546	26.602	26.957	26.841	1'42.946	297,5 10:49'12.585
3	22.276	25.994	26.479	27.461	1'42.210	298,3 10:50'54.795
4	22.249	26.042	26.136	<b>26.584</b>	1'41.011	300,8 10:52'35.806
5	22.141	25.982	26.165	26.947	1'41.235	300,8 10:54'17.041
6	22.138	26.076	26.030	26.746	1'40.990	300,8 10:55'58.031
7	22.153	<b>25.927</b>	26.215	26.949	1'41.244	302,5 10:57'39.275

8	22.049	25.928	<b>25.875</b>	26.758	1'40.610	301,7	10:59'19.885
9	22.125	25.996	25.957	26.735	1'40.813	<b>302,5</b>	11:01'00.698
10	22.140	25.933	26.018	26.697	1'40.788	<b>303,4</b>	11:02'41.486
11	<b>22.045</b>	26.033	26.022	26.595	1'40.695	300,0	11:04'22.181
12	22.113	25.976	25.904	26.596	<b>1'40.589</b>	300,8	11:06'02.770

15° 40 R. RAMOS (1'41.309)							
Lap	Seg.1	Seg.2	Seg.3	Seg.4	Lap Time	Local Time	
1		28.719	27.807	27.224		10:47'09.530	
2	22.486	26.298	27.091	26.973	1'42.848	292,7	10:48'52.378
3	22.490	26.322	26.335	26.761	1'41.908	292,7	10:50'34.286
4	22.319	<b>26.148</b>	26.312	<b>26.688</b>	1'41.467	<b>296,7</b>	10:52'15.753
5	22.281	26.887	31.767	27.330	1'48.265	291,9	10:54'04.018
6	22.500	26.207	26.439	26.945	1'42.091	<b>296,7</b>	10:55'46.109
7	22.111	26.187	41.086	28.113	1'57.497	295,1	10:57'43.606
8	22.179	26.168	26.595	26.938	1'41.880	294,3	10:59'25.486
9	22.128	26.340	26.555	27.979	1'43.002	295,9	11:01'08.488
10	<b>22.049</b>	28.176	27.447	31.534	1'49.206	266,0	11:02'57.694
11	22.051	26.151	26.378	26.729	<b>1'41.309</b>	295,1	11:04'39.003
12	23.566	26.349	<b>26.253</b>	26.709	1'42.877	293,5	11:06'21.880

16° 51 F. MARINO (1'41.620)							
Lap	Seg.1	Seg.2	Seg.3	Seg.4	Lap Time	Local Time	
1		27.371	27.798	27.518		10:47'07.578	
2	22.688	26.267	26.856	27.202	1'43.013	295,1	10:48'50.591
3	<b>22.247</b>	25.906	26.714	<b>26.753</b>	<b>1'41.620</b>	295,9	10:50'32.211
4	22.261	<b>25.865</b>	<b>26.497</b>	27.014	1'41.637	<b>304,2</b>	10:52'13.848
5	24.526	1'03.717	39.121	44.555	2'51.919P		10:55'05.767

17° 77 M. SCHEIB (1'42.049)							
Lap	Seg.1	Seg.2	Seg.3	Seg.4	Lap Time	Local Time	
1		27.663	27.387	27.352		10:47'08.740	
2	22.596	26.155	26.463	<b>26.892</b>	1'42.106	297,5	10:48'50.846
3	22.366	<b>26.145</b>	<b>26.246</b>	27.376	1'42.133	300,0	10:50'32.979
4	22.325	26.210	26.606	26.908	<b>1'42.049</b>	298,3	10:52'15.028
5	22.686	27.414	27.806	27.146	1'45.052	282,0	10:54'00.080
6	22.484	26.230	26.619	26.933	1'42.266	298,3	10:55'42.346
7	28.042	27.061	26.708	41.254	2'03.065P	<b>300,8</b>	10:57'45.411
8	3'56.121	29.546	27.624	27.495	5'20.786P	292,7	11:03'06.197
9	<b>22.229</b>	26.580	26.545	27.146	1'42.500	295,9	11:04'48.697
10	22.450	26.314	26.430	26.959	1'42.153	297,5	11:06'30.850

18° 16 G. RUIJ (1'42.375)							
Lap	Seg.1	Seg.2	Seg.3	Seg.4	Lap Time	Local Time	
1		28.066	28.179	27.808		10:47'08.319	
2	23.349	26.492	27.087	27.140	1'44.068	<b>295,9</b>	10:48'52.387
3	22.818	26.319	26.836	27.219	1'43.192	294,3	10:50'35.579
4	23.473	26.347	26.865	27.105	1'43.790	295,1	10:52'19.369
5	22.730	<b>26.131</b>	26.999	27.417	1'43.277	<b>295,9</b>	10:54'02.646
6	22.457	26.985	26.675	<b>26.856</b>	1'42.973	294,3	10:55'45.619
7	<b>22.318</b>	26.463	26.667	26.927	<b>1'42.375</b>	294,3	10:57'27.994
8	22.724	26.472	<b>26.458</b>	27.017	1'42.671	294,3	10:59'10.665
9	22.383	28.721	28.872	29.299	1'49.275	282,7	11:00'59.940
10	22.527	26.411	26.740	26.929	1'42.607	291,1	11:02'42.547
11	22.428	26.496	27.054	26.890	1'42.868	295,1	11:04'25.415
12	23.617	27.425	27.991	28.319	1'47.352	288,8	11:06'12.767

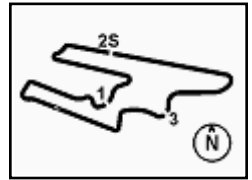
19° 96 J. SMRZ (1'42.558)							
Lap	Seg.1	Seg.2	Seg.3	Seg.4	Lap Time	Local Time	
1		29.609	31.251	29.408		10:47'18.024	
2	23.059	27.047	27.329	27.287	1'44.722	285,7	10:49'02.746
3	22.381	26.449	27.279	27.318	1'43.427	285,0	10:50'46.173
4	22.375	26.453	<b>26.599</b>	27.145	1'42.572	<b>295,1</b>	10:52'28.745
5	<b>22.227</b>	26.560	29.727	30.890	1'49.404	293,5	10:54'18.149

13/10/2018 P = Pits In/Out - C = Lap Time Cancelled

These data/results cannot be reproduced, stored and/or transmitted in whole or in part by any manner of electronic, mechanical, photocopying, recording, broadcasting or otherwise now known or herein after developed without the previous express consent by the copyright owner, except for reproduction in daily press and regular printed publications on sale to the public within 60 days of the event related to those data/results and always provided that copyright symbol appears together as follows below.

© DORNA WSBK ORGANIZATION Srl 2018



**MOTUL Argentinian Round, 12 - 14 October 2018**  
**World Superbike - Chronological Analysis Free Practice 4th Session**

San Juan Villicum Circuit 4.276 m

**3 / 3**

6	22.727	26.692	26.926	27.169	1'43.514	293,5	10:56'01.663
7	22.320	26.484	26.834	27.421	1'43.059	288,0	10:57'44.722
8	22.453	<b>26.358</b>	26.621	<b>27.126</b>	<b>1'42.558</b>	293,5	10:59'27.280
9	22.366	26.430	26.771	27.206	1'42.773	294,3	11:01'10.053
10	22.385	26.398	26.805	28.453	1'44.041	279,1	11:02'54.094
11	22.608	26.597	26.670	27.353	1'43.228	291,9	11:04'37.322
12	22.800	26.485	26.861	27.383	1'43.529	293,5	11:06'20.851

13/10/2018 P = Pits In/Out - C = Lap Time Cancelled

These data/results cannot be reproduced, stored and/or transmitted in whole or in part by any manner of electronic, mechanical, photocopying, recording, broadcasting or otherwise now known or herein after developed without the previous express consent by the copyright owner, except for reproduction in daily press and regular printed publications on sale to the public within 60 days of the event related to those data/results and always provided that copyright symbol appears together as follows below.

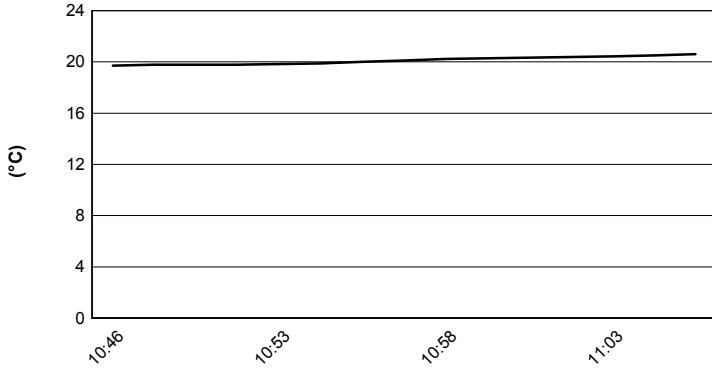
© DORNA WSBK ORGANIZATION Srl 2018



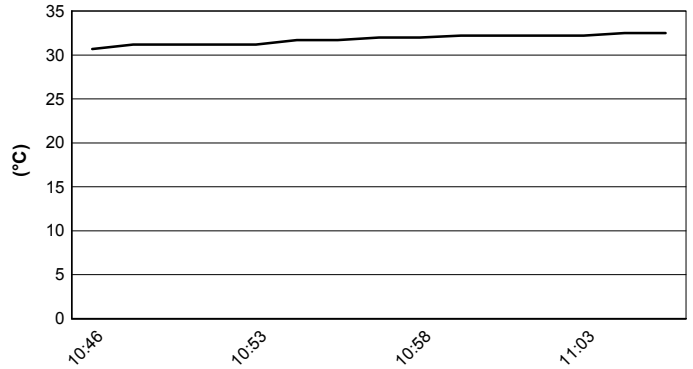
**MOTUL Argentinian Round, 12 - 14 October 2018**  
**World Superbike - Weather Report Free Practice 4th Session**  
 Session started 10:45 - Session ended 11:07

San Juan Villicum Circuit 4.276 m

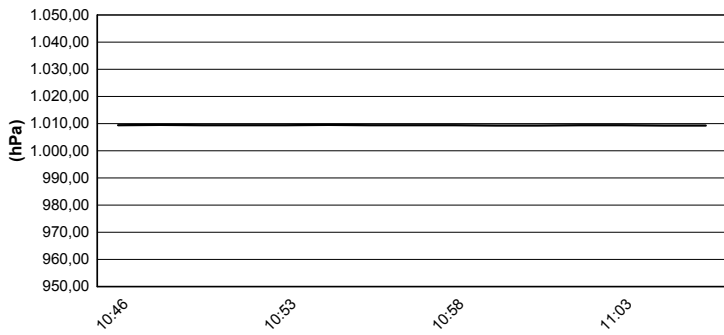
## Air Temperature



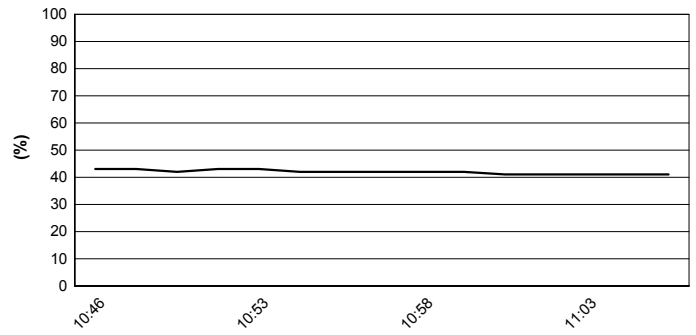
## Track Temperature



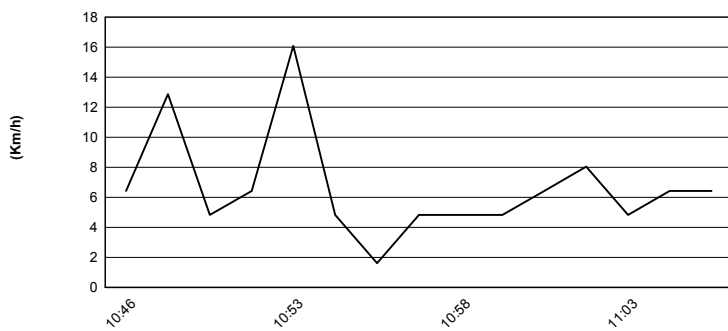
## Air Pressure



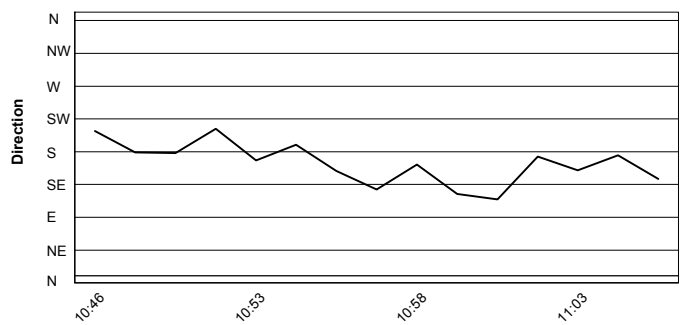
## Humidity



## Wind Speed



## Wind Direction



13/10/2018

These data/results cannot be reproduced, stored and/or transmitted in whole or in part by any manner of electronic, mechanical, photocopying, recording, broadcasting or otherwise now known or herein after developed without the previous express consent by the copyright owner, except for reproduction in daily press and regular printed publications on sale to the public within 60 days of the event related to those data/results and always provided that copyright symbol appears together as follows below.

© DORNA WSBK ORGANIZATION Srl 2018