

## MOTUL Argentinian Round, 12 - 14 October 2018

### World Superbike - Results Superpole 1

No.	Rider	Nat	Team	Bike	Class	Time	Gap	Rel.	Laps	Speed	
										Avg	Max
1*	66 T. SYKES	GBR	Kawasaki Racing Team WorldSBK	Kawasaki ZX-10RR		<b>1'39.861</b>			7	154,150	<b>301,7</b>
2*	60 M. VAN DER MARK	NED	Pata Yamaha Official WorldSBK Team	Yamaha YZF R1		<b>1'40.280</b>	0.419	0.419	6	153,506	<b>300,0</b>
3	76 L. BAZ	FRA	GULF ALTHEA BMW Racing Team	BMW S 1000 RR		<b>1'40.352</b>	0.491	0.072	6	153,396	<b>301,7</b>
4	45 J. GAGNE	USA	Red Bull Honda World Superbike Team	Honda CBR1000RR		<b>1'40.718</b>	0.857	0.366	7	152,839	<b>298,3</b>
5	51 F. MARINO	FRA	TripleM Honda World Superbike Team	Honda CBR1000RR	IND	<b>1'41.484</b>	1.623	0.766	6	151,685	<b>303,4</b>
6	77 M. SCHEIB	CHI	MV Agusta Reparto Corse	MV Agusta 1000 F4		<b>1'41.714</b>	1.853	0.230	7	151,342	<b>298,3</b>
7	40 R. RAMOS	ESP	Team GoEleven Kawasaki	Kawasaki ZX-10RR	IND	<b>1'41.893</b>	2.032	0.179	6	151,076	<b>297,5</b>
8	96 J. SMRZ	CZE	Guandalini Racing	Yamaha YZF R1	IND	<b>1'42.041</b>	2.180	0.148	7	150,857	<b>292,7</b>
9	16 G. RUIU	ITA	Team Pedercini Racing	Kawasaki ZX-10RR	IND	<b>1'42.093</b>	2.232	0.052	6	150,780	<b>294,3</b>

\* Qualified to Superpole 2

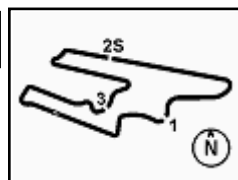
AIR	Humidity:	33%	Temp:	23°C
TRACK	Condition:	Dry	Temp:	45°C

13/10/2018      Start      End      The results are provisional until the end of the time limit for protests and appeals  
 13:30      13:46      and the completion of the technical checks.

These data/results cannot be reproduced, stored and/or transmitted in whole or in part by any manner of electronic, mechanical, photocopying, recording, broadcasting or otherwise now known or herein after developed without the previous express consent by the copyright owner, except for reproduction in daily press and regular printed publications on sale to the public within 60 days of the event related to those data/results and always provided that copyright symbol appears together as follows below.

© DORNA WSBK ORGANIZATION Srl 2018





## MOTUL Argentinian Round, 12 - 14 October 2018

### World Superbike - Results Superpole 1

#### Session Highlights

Local Time	No. Rider	Description
13.30.00		Start
13.35.17	<b>40 R. RAMOS</b>	On Asphalt - Re-Joined - Turn 9
13.46.33		End Of Session

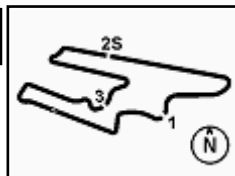
#### Fastest Laps Sequence

No.	Rider	Nat	Team	Bike	Local Time	Time	Gap	Avg
<b>76</b>	<b>L. BAZ</b>	FRA	GULF ALTHEA BMW Racing Team	BMW S 1000 RR	13:33'47.685	<b>1'42.068</b>		150,817
<b>51</b>	<b>F. MARINO</b>	FRA	TripleM Honda World Superbike Team	Honda CBR1000RR	13:33'50.996	<b>1'41.967</b>	-0.101	150,966
<b>45</b>	<b>J. GAGNE</b>	USA	Red Bull Honda World Superbike Team	Honda CBR1000RR	13:33'53.914	<b>1'40.718</b>	-1.249	152,839
<b>66</b>	<b>T. SYKES</b>	GBR	Kawasaki Racing Team WorldSBK	Kawasaki ZX-10RR	13:35'58.919	<b>1'40.532</b>	-0.186	153,121
<b>66</b>	<b>T. SYKES</b>	GBR	Kawasaki Racing Team WorldSBK	Kawasaki ZX-10RR	13:42'50.527	<b>1'39.861</b>	-0.671	154,150

13/10/2018      Start      End      The results are provisional until the end of the time limit for protests and appeals  
 13:30      13:46      and the completion of the technical checks.

These data/results cannot be reproduced, stored and/or transmitted in whole or in part by any manner of electronic, mechanical, photocopying, recording, broadcasting or otherwise now known or herein after developed without the previous express consent by the copyright owner, except for reproduction in daily press and regular printed publications on sale to the public within 60 days of the event related to those data/results and always provided that copyright symbol appears together as follows below.

© DORNA WSBK ORGANIZATION Srl 2018



## MOTUL Argentinian Round, 12 - 14 October 2018

### World Superbike - Best Sectors & Speed Superpole 1

BEST LAP			
1	66 T. SYKES	Kawasaki ZX-10RR	1'39.861
2	60 M. VAN DER MARK	Yamaha YZF R1	1'40.280
3	76 L. BAZ	BMW S 1000 RR	1'40.352
4	45 J. GAGNE	Honda CBR1000RR	1'40.718
5	51 F. MARINO	Honda CBR1000RR	1'41.484
6	77 M. SCHEIB	MV Agusta 1000 F4	1'41.714
7	40 R. RAMOS	Kawasaki ZX-10RR	1'41.893
8	96 J. SMRZ	Yamaha YZF R1	1'42.041
9	16 G. RUIU	Kawasaki ZX-10RR	1'42.093

SPEED			
1	51 F. MARINO	Honda CBR1000RR	303,4
2	66 T. SYKES	Kawasaki ZX-10RR	301,7
3	76 L. BAZ	BMW S 1000 RR	301,7
4	60 M. VAN DER MARK	Yamaha YZF R1	300,0
5	45 J. GAGNE	Honda CBR1000RR	298,3
6	77 M. SCHEIB	MV Agusta 1000 F4	298,3
7	40 R. RAMOS	Kawasaki ZX-10RR	297,5
8	16 G. RUIU	Kawasaki ZX-10RR	294,3
9	96 J. SMRZ	Yamaha YZF R1	292,7

SEG. 1	
1	76 L. BAZ 21.752
2	45 J. GAGNE 21.857
3	60 M. VAN DER MARK 21.886
4	66 T. SYKES 21.919
5	51 F. MARINO 22.045
6	40 R. RAMOS 22.097
7	77 M. SCHEIB 22.145
8	16 G. RUIU 22.268
9	96 J. SMRZ 22.318

SEG. 2	
1	66 T. SYKES 25.662
2	45 J. GAGNE 25.852
3	76 L. BAZ 25.858
4	60 M. VAN DER MARK 25.875
5	51 F. MARINO 25.928
6	77 M. SCHEIB 26.239
7	96 J. SMRZ 26.284
8	16 G. RUIU 26.309
9	40 R. RAMOS 26.359

SEG. 3	
1	66 T. SYKES 25.815
2	76 L. BAZ 26.017
3	60 M. VAN DER MARK 26.020
4	45 J. GAGNE 26.047
5	77 M. SCHEIB 26.274
6	16 G. RUIU 26.355
7	40 R. RAMOS 26.408
8	51 F. MARINO 26.506
9	96 J. SMRZ 26.512

SEG. 4	
1	66 T. SYKES 26.293
2	60 M. VAN DER MARK 26.479
3	45 J. GAGNE 26.482
4	76 L. BAZ 26.490
5	40 R. RAMOS 26.755
6	51 F. MARINO 26.768
7	16 G. RUIU 26.832
8	96 J. SMRZ 26.884
9	77 M. SCHEIB 26.978

13/10/2018

These data/results cannot be reproduced, stored and/or transmitted in whole or in part by any manner of electronic, mechanical, photocopying, recording, broadcasting or otherwise now known or herein after developed without the previous express consent by the copyright owner, except for reproduction in daily press and regular printed publications on sale to the public within 60 days of the event related to those data/results and always provided that copyright symbol appears together as follows below.

© DORNA WSBK ORGANIZATION Srl 2018

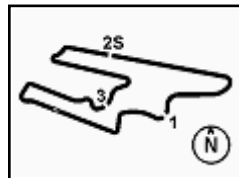
FICR PERUGIA TIMING



Official Tyre Supplier



Official Timekeeper



San Juan Villicum Circuit 4.276 m

## MOTUL Argentinian Round, 12 - 14 October 2018

### World Superbike - Ideal Times Superpole 1

No.	Rider	Nat	Bike	Seg. 1	Seg. 2	Seg. 3	Seg. 4	Ideal Time		
				Diff. 1	Diff. 2	Diff. 3	Diff. 4	Best Lap	Pos.	Diff.
1	<b>66 T. SYKES</b>	GBR	Kawasaki ZX-10RR	21.919 0.172	<b>25.662</b>	<b>25.815</b>	<b>26.293</b>	<b>1'39.689</b>	1	0.172
2	<b>76 L. BAZ</b>	FRA	BMW S 1000 RR	<b>21.752</b> 0.111	25.858 0.124	26.017	26.490	<b>1'40.117</b> 1'40.352	3	0.235
3	<b>45 J. GAGNE</b>	USA	Honda CBR1000RR	21.857 0.234	25.852 0.121	26.047 0.125	26.482	<b>1'40.238</b> 1'40.718	4	0.480
4	<b>60 M. VAN DER MARK</b>	NED	Yamaha YZF R1	21.886 0.010	25.875	26.020 0.010	26.479	<b>1'40.260</b> 1'40.280	2	0.020
5	<b>51 F. MARINO</b>	FRA	Honda CBR1000RR	22.045	25.928	26.506	26.768 0.237	<b>1'41.247</b> 1'41.484	5	0.237
6	<b>40 R. RAMOS</b>	ESP	Kawasaki ZX-10RR	22.097	26.359	26.408	26.755 0.274	<b>1'41.619</b> 1'41.893	7	0.274
7	<b>77 M. SCHEIB</b>	CHI	MV Agusta 1000 F4	22.145 0.078	26.239	26.274	26.978	<b>1'41.636</b> 1'41.714	6	0.078
8	<b>16 G. RUIU</b>	ITA	Kawasaki ZX-10RR	22.268	26.309 0.115	26.355 0.214	26.832	<b>1'41.764</b> 1'42.093	9	0.329
9	<b>96 J. SMRZ</b>	CZE	Yamaha YZF R1	22.318	26.284	26.512 0.043	26.884	<b>1'41.998</b> 1'42.041	8	0.043
<b>Overall Ideal Time</b>				21.752	25.662	25.815	26.293	<b>1'39.522</b>		

13/10/2018

These data/results cannot be reproduced, stored and/or transmitted in whole or in part by any manner of electronic, mechanical, photocopying, recording, broadcasting or otherwise now known or herein after developed without the previous express consent by the copyright owner, except for reproduction in daily press and regular printed publications on sale to the public within 60 days of the event related to those data/results and always provided that copyright symbol appears together as follows below.

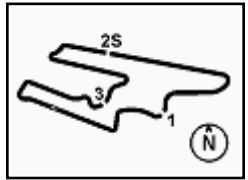
© DORNA WSBK ORGANIZATION Srl 2018

**PIRELLI PERUGIA TIMING**


Official Tyre Supplier



Official Timekeeper



## MOTUL Argentinian Round, 12 - 14 October 2018 World Superbike - Chronological Analysis Superpole 1

San Juan Villicum Circuit 4.276 m

1° 66 T. SYKES (1'39.861)								7° 40 R. RAMOS (1'41.893)							
Lap	Seg.1	Seg.2	Seg.3	Seg.4	Lap Time	km/h	Local Time	Lap	Seg.1	Seg.2	Seg.3	Seg.4	Lap Time	km/h	Local Time
1		27.862	27.079	27.424		275,5	13:32'34.329	1		27.018	30.555	30.205		292,7	13:32'13.620
2	22.447	26.406	28.143	27.062	1'44.058	298,3	13:34'18.387	2	22.395	26.500	26.735	26.871	1'42.501	290,3	13:33'56.121
3	22.053	25.998	26.027	26.454	1'40.532	297,5	13:35'58.919	3	23.294	26.521	33.109	27.776	1'50.700	289,5	13:35'46.821
4	22.223	26.365	27.137	38.940	1'54.665P	292,7	13:37'53.584	4	23.483	26.682	26.583	38.700	1'55.448P	283,5	13:37'42.269
5	1'52.579	26.676	27.483	30.344	3'17.082P	293,5	13:41'10.666	5	3'28.103	26.610	26.838	26.755	4'48.306P	297,5	13:42'30.575
6	22.091	<b>25.662</b>	<b>25.815</b>	<b>26.293</b>	<b>1'39.861</b>	<b>301,7</b>	13:42'50.527	6	22.133	26.473	26.436	27.011	1'42.053	291,9	13:44'12.628
7	<b>21.919</b>	25.928	25.938	26.433	1'40.218	298,3	13:44'30.745	7	<b>22.097</b>	<b>26.359</b>	<b>26.408</b>	27.029	<b>1'41.893</b>	291,1	13:45'54.521
8	22.644	26.652	27.130	41.483	1'57.909P	296,7	13:46'28.654								

2° 60 M. VAN DER MARK (1'40.280)								8° 96 J. SMRZ (1'42.041)							
Lap	Seg.1	Seg.2	Seg.3	Seg.4	Lap Time	km/h	Local Time	Lap	Seg.1	Seg.2	Seg.3	Seg.4	Lap Time	km/h	Local Time
1		27.180	27.051	26.962		292,7	13:32'24.243	1		28.240	30.742	28.750		277,6	13:32'14.461
2	22.175	26.131	26.365	26.712	1'41.383	297,5	13:34'05.626	2	22.661	26.476	26.782	27.005	1'42.924	286,5	13:33'57.385
3	22.075	26.067	26.258	26.560	1'40.960	295,9	13:35'46.586	3	22.369	26.819	26.688	27.032	1'42.908	290,3	13:35'40.293
4	24.213	26.103	26.146	39.363	1'55.825P	297,5	13:37'42.411	4	22.950	26.966	27.242	41.400	1'58.558P	282,7	13:37'38.851
5	3'27.616	26.512	26.216	26.483	4'46.827P	<b>300,0</b>	13:42'29.238	5	1'30.317	28.528	28.053	28.039	2'54.937P	282,0	13:40'33.788
6	21.896	<b>25.875</b>	26.030	<b>26.479</b>	<b>1'40.280</b>	299,2	13:44'09.518	6	<b>22.318</b>	<b>26.284</b>	26.555	<b>26.884</b>	<b>1'42.041</b>	<b>292,7</b>	13:42'15.829
7	<b>21.886</b>	25.883	<b>26.020</b>	26.694	1'40.483	299,2	13:45'50.001	7	22.397	26.335	<b>26.512</b>	26.993	1'42.237	<b>292,7</b>	13:43'58.066
8								8	22.443	26.317	29.666	28.744	1'47.170	291,1	13:45'45.236

3° 76 L. BAZ (1'40.352)								9° 16 G. RUIU (1'42.093)							
Lap	Seg.1	Seg.2	Seg.3	Seg.4	Lap Time	km/h	Local Time	Lap	Seg.1	Seg.2	Seg.3	Seg.4	Lap Time	km/h	Local Time
1		27.349	26.662	27.814		294,3	13:32'05.617	1		27.933	27.186	27.214		279,8	13:32'06.384
2	22.015	26.826	26.258	26.969	1'42.068	298,3	13:33'47.685	2	22.763	26.706	26.735	27.166	1'43.370	<b>294,3</b>	13:33'49.754
3	21.982	27.974	27.066	39.265	1'56.287P	295,1	13:35'43.972	3	22.484	26.601	26.734	26.889	1'42.708	288,8	13:35'32.462
4	3'13.345	27.107	26.251	26.919	4'33.622P	295,1	13:40'17.594	4	23.908	27.603	28.943	40.258	2'00.712P	287,2	13:37'33.174
5	22.134	<b>25.858</b>	26.035	26.644	1'40.671	<b>301,7</b>	13:41'58.265	5	3'12.475	<b>26.309</b>	28.073	29.263	4'36.120P	288,0	13:42'09.294
6	21.863	25.982	<b>26.017</b>	<b>26.490</b>	<b>1'40.352</b>	300,0	13:43'38.617	6	<b>22.268</b>	26.424	26.569	<b>26.832</b>	<b>1'42.093</b>	<b>294,3</b>	13:43'51.387
7	<b>21.752</b>	26.007	26.143	26.761	1'40.663	298,3	13:45'19.280	7	22.548	27.528	<b>26.355</b>	26.890	1'43.321	293,5	13:45'34.708

4° 45 J. GAGNE (1'40.718)							
Lap	Seg.1	Seg.2	Seg.3	Seg.4	Lap Time	km/h	Local Time
1		27.000	32.947	28.376		300,0	13:32'13.196
2	22.091	25.973	26.172	<b>26.482</b>	<b>1'40.718</b>	296,7	13:33'53.914
3	22.056	25.954	<b>26.047</b>	29.496	1'43.553	296,7	13:35'37.467
4	22.072	26.082	26.454	26.638	1'41.246	297,5	13:37'18.713
5	22.389	26.100	27.433	38.938	1'54.860P	292,7	13:39'13.573
6	1'31.899	26.083	30.465	26.756	2'55.203P	<b>298,3</b>	13:42'08.776
7	23.235	27.991	26.540	26.639	1'44.405	296,7	13:43'53.181
8	<b>21.857</b>	<b>25.852</b>	26.178	26.863	1'40.750	<b>298,3</b>	13:45'33.931

5° 51 F. MARINO (1'41.484)							
Lap	Seg.1	Seg.2	Seg.3	Seg.4	Lap Time	km/h	Local Time
1		28.670	28.548	27.202		288,8	13:32'09.029
2	22.130	26.153	26.554	27.130	1'41.967	301,7	13:33'50.996
3	25.793	26.166	26.654	<b>26.768</b>	1'45.381	298,3	13:35'36.377
4	22.276	26.202	27.708	39.018	1'55.204P	295,9	13:37'31.581
5	3'14.244	26.036	26.610	26.859	4'33.749P	<b>303,4</b>	13:42'05.330
6	<b>22.045</b>	<b>25.928</b>	<b>26.506</b>	27.005	<b>1'41.484</b>	300,8	13:43'46.814
7	22.216	26.109	27.154	26.910	1'42.389	298,3	13:45'29.203

6° 77 M. SCHEIB (1'41.714)							
Lap	Seg.1	Seg.2	Seg.3	Seg.4	Lap Time	km/h	Local Time
1		27.543	27.404	27.406		294,3	13:32'06.688
2	22.571	26.612	29.482	27.026	1'45.691	<b>298,3</b>	13:33'52.379
3	22.292	26.558	26.510	27.044	1'42.404	294,3	13:35'34.783
4	29.511	27.578	26.728	40.976	2'04.793P	292,7	13:37'39.576
5	2'06.849	26.555	27.091	27.492	3'27.987P	295,9	13:41'07.563
6	22.223	<b>26.239</b>	<b>26.274</b>	<b>26.978</b>	<b>1'41.714</b>	297,5	13:42'49.277
7	<b>22.145</b>	30.019	27.298	27.524	1'46.986	293,5	13:44'36.263
8	22.336	26.433	26.372	27.040	1'42.181	295,1	13:46'18.444

13/10/2018 P = Pits In/Out - C = Lap Time Cancelled

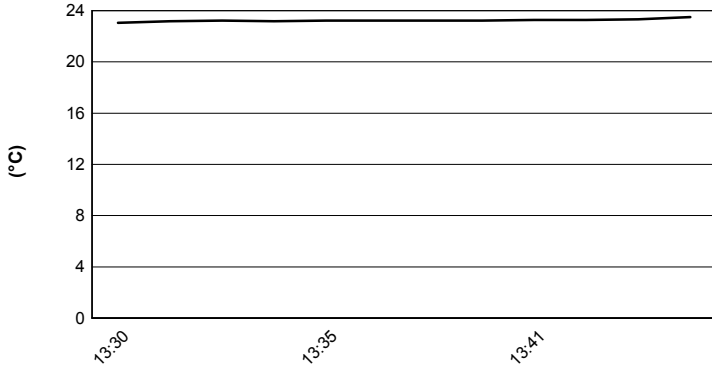
These data/results cannot be reproduced, stored and/or transmitted in whole or in part by any manner of electronic, mechanical, photocopying, recording, broadcasting or otherwise now known or herein after developed without the previous express consent by the copyright owner, except for reproduction in daily press and regular printed publications on sale to the public within 60 days of the event related to those data/results and always provided that copyright symbol appears together as follows below.

© DORNA WSBK ORGANIZATION Srl 2018

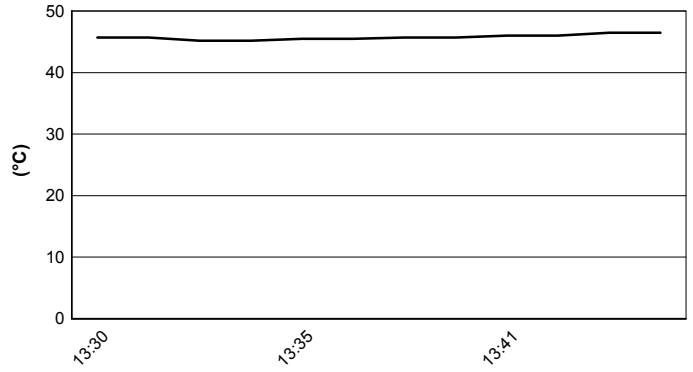
**MOTUL Argentinian Round, 12 - 14 October 2018**  
**World Superbike - Weather Report Superpole 1**  
 Session started 13:30 - Session ended 13:46

San Juan Villicum Circuit 4.276 m

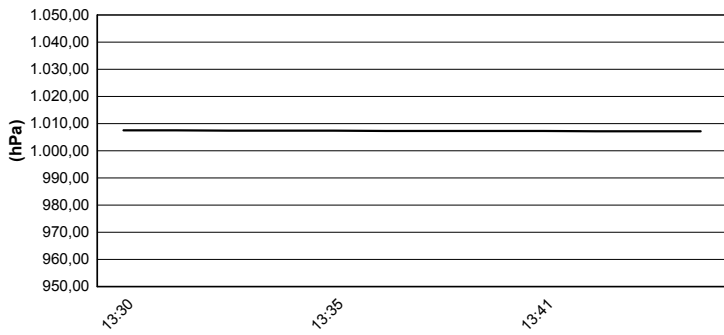
### Air Temperature



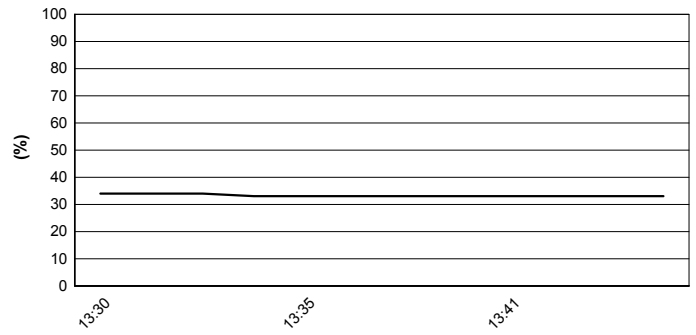
### Track Temperature



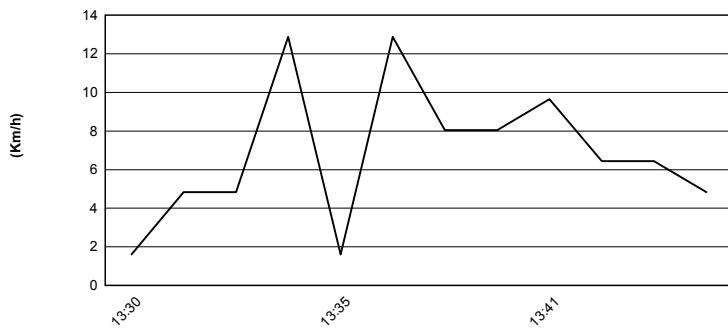
### Air Pressure



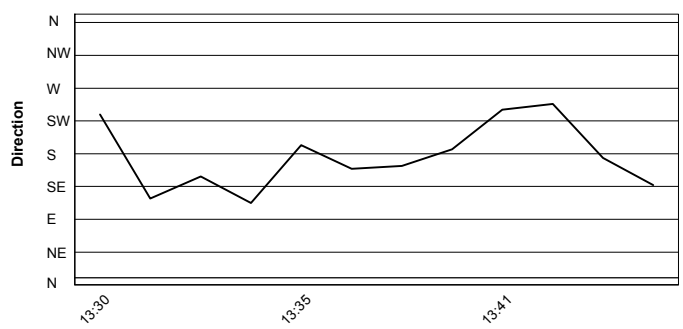
### Humidity



### Wind Speed



### Wind Direction



13/10/2018

These data/results cannot be reproduced, stored and/or transmitted in whole or in part by any manner of electronic, mechanical, photocopying, recording, broadcasting or otherwise now known or herein after developed without the previous express consent by the copyright owner, except for reproduction in daily press and regular printed publications on sale to the public within 60 days of the event related to those data/results and always provided that copyright symbol appears together as follows below.

© DORNA WSBK ORGANIZATION Srl 2018