

MOTUL Argentinian Round, 12 - 14 October 2018

World Superbike - Free Practices & Superpole Combined Results

No.	Rider	Nat	Team	Bike	Class	FPs	LL	Superpole	Gap	Time	Avg
1	33 M. MELANDRI	ITA	Aruba.it Racing - Ducati	Ducati Panigale R		1'40.142	52	1'39.012		1'39.012	155,472
2	1 J. REA	GBR	Kawasaki Racing Team WorldSBK	Kawasaki ZX-10RR		1'39.914	51	1'39.452	0.440	1'39.452	154,784
3	50 E. LAVERTY	IRL	Milwaukee Aprilia	Aprilia RSV4 RF		1'40.820	45	1'39.530	0.518	1'39.530	154,663
4	66 T. SYKES	GBR	Kawasaki Racing Team WorldSBK	Kawasaki ZX-10RR		1'41.184	47	1'39.558	0.546	1'39.558	154,619
5	12 X. FORES	ESP	Barni Racing Team	Ducati Panigale R	IND	1'40.916	44	1'39.590	0.578	1'39.590	154,570
6	22 A. LOWES	GBR	Pata Yamaha Official WorldSBK Team	Yamaha YZF R1		1'40.255	51	1'39.730	0.718	1'39.730	154,353
7	54 T. RAZGATLIOGLU	TUR	Kawasaki Puccetti Racing	Kawasaki ZX-10RR	IND	1'40.230	54	1'40.070	1.058	1'40.070	153,828
8	32 L. SAVADORI	ITA	Milwaukee Aprilia	Aprilia RSV4 RF		1'40.341	48	1'40.083	1.071	1'40.083	153,808
9	7 C. DAVIES	GBR	Aruba.it Racing - Ducati	Ducati Panigale R		1'40.741	51	1'40.094	1.082	1'40.094	153,791
10	2 L. CAMIER	GBR	Red Bull Honda World Superbike Team	Honda CBR1000RR		1'40.706	47	1'40.189	1.177	1'40.189	153,646
11	60 M. VAN DER MARK	NED	Pata Yamaha Official WorldSBK Team	Yamaha YZF R1		1'40.959	48	1'40.343	1.331	1'40.343	153,410
12	36 L. MERCADO	ARG	Orelac Racing VerdNatura	Kawasaki ZX-10RR	IND	1'40.781	45	1'40.349	1.337	1'40.349	153,401
13	76 L. BAZ	FRA	GULF ALTHEA BMW Racing Team	BMW S 1000 RR		1'41.094	49	1'40.352		1'40.352	153,396
14	45 J. GAGNE	USA	Red Bull Honda World Superbike Team	Honda CBR1000RR		1'40.993	50	1'40.718	0.366	1'40.718	152,839
15	51 F. MARINO	FRA	TripleM Honda World Superbike Team	Honda CBR1000RR	IND	1'42.513	43	1'41.484	1.132	1'41.484	151,685
16	77 M. SCHEIB	CHI	MV Agusta Reparto Corse	MV Agusta 1000 F4		1'42.016	37	1'41.714	1.362	1'41.714	151,342
17	40 R. RAMOS	ESP	Team GoEleven Kawasaki	Kawasaki ZX-10RR	IND	1'43.048	40	1'41.893	1.541	1'41.893	151,076
18	96 J. SMRZ	CZE	Guandalini Racing	Yamaha YZF R1	IND	1'42.327	43	1'42.041	1.689	1'42.041	150,857
19	16 G. RUIU	ITA	Team Pedercini Racing	Kawasaki ZX-10RR	IND	1'43.785	45	1'42.093	1.741	1'42.093	150,780

13/10/2018

The results are provisional until the end of the time limit for protests and appeals and the completion of the technical checks.

These data/results cannot be reproduced, stored and/or transmitted in whole or in part by any manner of electronic, mechanical, photocopying, recording, broadcasting or otherwise now known or herein after developed without the previous express consent by the copyright owner, except for reproduction in daily press and regular printed publications on sale to the public within 60 days of the event related to those data/results and always provided that copyright symbol appears together as follows below.

© DORNA WSBK ORGANIZATION Srl 2018

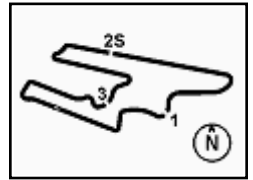
FIKX PERUGIA TIMING



Official Tyre Supplier



Official Timekeeper



MOTUL Argentinian Round, 12 - 14 October 2018

World Superbike - Starting Grid - Race 1

21 Laps x 4,276 km = 89,796 km

San Juan Villicum Circuit 4.276 m

Rank	Number	Name	Manufacturer	Time	Class	Grid
1	1	REA J.	Kawasaki	1'39.452	SP2	1
2	66	SYKES T.	Kawasaki	1'39.558	SP2	2
3	54	RAZGATLIOGLU T.	Kawasaki	1'40.070	SP2	3
4	2	CAMIER L.	Honda	1'40.189	SP2	4
5	76	BAZ L.	BMW	1'40.352	SP1	5
6	77	SCHEIB M.	MV Agusta	1'41.714	SP1	6
7	16	RUIU G.	Kawasaki	1'42.093	SP1	7
8	32	SAVADORI L.	Aprilia	1'40.083	SP2	8
9	7	DAVIES C.	Ducati	1'40.094	SP2	9
10	45	GAGNE J.	Honda	1'40.718	SP1	10
11	60	VAN DER MARK M.	Yamaha	1'40.343	SP2	11
12	36	MERCADO L.	Kawasaki	1'40.349	SP2	12
13	51	MARINO F.	Honda	1'41.484	SP1	13
14	40	RAMOS R.	Kawasaki	1'41.893	SP1	14
15	50	LAVERTY E.	Aprilia	1'39.530	SP2	15
16	22	LOWES A.	Yamaha	1'39.730	SP2	16
17	12	FORES X.	Ducati	1'39.590	SP2	17
18	96	SMRZ J.	Yamaha	1'42.041	SP1	18
19	33	MELANDRI M.	Ducati	1'39.012	SP2	19

13/10/2018 Jury President

These data/results cannot be reproduced, stored and/or transmitted in whole or in part by any manner of electronic, mechanical, photocopying, recording, broadcasting or otherwise now known or herein after developed without the previous express consent by the copyright owner, except for reproduction in daily press and regular printed publications on sale to the public within 60 days of the event related to those data/results and always provided that copyright symbol appears together as follows below.

© DORNA WSBK ORGANIZATION Srl 2018

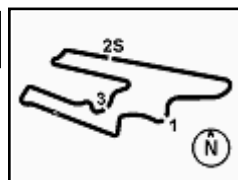
FKR PERUGIA TIMING



Official Tyre Supplier



Official Timekeeper



MOTUL Argentinian Round, 12 - 14 October 2018

World Superbike - Results Superpole 2

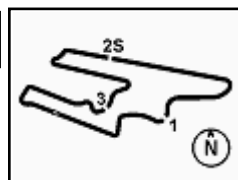
No.	Rider	Nat	Team	Bike	Class	Time	Gap	Rel.	Laps	Speed	
										Avg	Max
1	33 M. MELANDRI	ITA	Aruba.it Racing - Ducati	Ducati Panigale R		1'39.012			6	155,472	303,4
2	1 J. REA	GBR	Kawasaki Racing Team WorldSBK	Kawasaki ZX-10RR		1'39.452	0.440	0.440	6	154,784	301,7
3	50 E. LAVERTY	IRL	Milwaukee Aprilia	Aprilia RSV4 RF		1'39.530	0.518	0.078	6	154,663	305,1
4	66 T. SYKES	GBR	Kawasaki Racing Team WorldSBK	Kawasaki ZX-10RR		1'39.558	0.546	0.028	5	154,619	300,8
5	12 X. FORES	ESP	Barni Racing Team	Ducati Panigale R	IND	1'39.590	0.578	0.032	6	154,570	302,5
6	22 A. LOWES	GBR	Pata Yamaha Official WorldSBK Team	Yamaha YZF R1		1'39.730	0.718	0.140	6	154,353	299,2
7	54 T. RAZGATLIOGLU	TUR	Kawasaki Puccetti Racing	Kawasaki ZX-10RR	IND	1'40.070	1.058	0.340	6	153,828	295,9
8	32 L. SAVADORI	ITA	Milwaukee Aprilia	Aprilia RSV4 RF		1'40.083	1.071	0.013	5	153,808	303,4
9	7 C. DAVIES	GBR	Aruba.it Racing - Ducati	Ducati Panigale R		1'40.094	1.082	0.011	5	153,791	300,0
10	2 L. CAMIER	GBR	Red Bull Honda World Superbike Team	Honda CBR1000RR		1'40.189	1.177	0.095	6	153,646	300,0
11	60 M. VAN DER MARK	NED	Pata Yamaha Official WorldSBK Team	Yamaha YZF R1		1'40.343	1.331	0.154	5	153,410	299,2
12	36 L. MERCADO	ARG	Orelac Racing VerdNatura	Kawasaki ZX-10RR	IND	1'40.349	1.337	0.006	6	153,401	300,8

AIR	Humidity:	32%	Temp:	23°C
TRACK	Condition:	Dry	Temp:	46°C

13/10/2018 Start End The results are provisional until the end of the time limit for protests and appeals
 13:55 14:12 and the completion of the technical checks.

These data/results cannot be reproduced, stored and/or transmitted in whole or in part by any manner of electronic, mechanical, photocopying, recording, broadcasting or otherwise now known or herein after developed without the previous express consent by the copyright owner, except for reproduction in daily press and regular printed publications on sale to the public within 60 days of the event related to those data/results and always provided that copyright symbol appears together as follows below.

© DORNA WSBK ORGANIZATION Srl 2018



MOTUL Argentinian Round, 12 - 14 October 2018

World Superbike - Results Superpole 2

San Juan Villicum Circuit 4.276 m

2 / 2

Session Highlights

Local Time	No. Rider	Description
13.55.00		Start
13.59.21	32 L. SAVADORI	On Asphalt - Re-Joined - Turn 1
14.10.53	7 C. DAVIES	Technical Problem - Turn 9
14.12.04		End Of Session

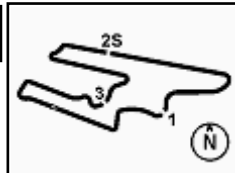
Fastest Laps Sequence

No.	Rider	Nat	Team	Bike	Local Time	Time	Gap	Avg
54	T. RAZGATLIOGLU	TUR	Kawasaki Puccetti Racing	Kawasaki ZX-10RR	13:58'42.366	1'40.332		153,427
1	J. REA	GBR	Kawasaki Racing Team WorldSBK	Kawasaki ZX-10RR	13:58'42.562	1'40.023	-0.309	153,901
33	M. MELANDRI	ITA	Aruba.it Racing - Ducati	Ducati Panigale R	13:58'52.444	1'39.888	-0.135	154,109
33	M. MELANDRI	ITA	Aruba.it Racing - Ducati	Ducati Panigale R	14:00'32.173	1'39.729	-0.159	154,354
66	T. SYKES	GBR	Kawasaki Racing Team WorldSBK	Kawasaki ZX-10RR	14:08'55.925	1'39.558	-0.171	154,619
1	J. REA	GBR	Kawasaki Racing Team WorldSBK	Kawasaki ZX-10RR	14:09'07.473	1'39.452	-0.106	154,784
33	M. MELANDRI	ITA	Aruba.it Racing - Ducati	Ducati Panigale R	14:09'41.493	1'39.376	-0.076	154,903
33	M. MELANDRI	ITA	Aruba.it Racing - Ducati	Ducati Panigale R	14:11'20.505	1'39.012	-0.364	155,472

Start 13:55 End 14:12 The results are provisional until the end of the time limit for protests and appeals and the completion of the technical checks.

These data/results cannot be reproduced, stored and/or transmitted in whole or in part by any manner of electronic, mechanical, photocopying, recording, broadcasting or otherwise now known or herein after developed without the previous express consent by the copyright owner, except for reproduction in daily press and regular printed publications on sale to the public within 60 days of the event related to those data/results and always provided that copyright symbol appears together as follows below.

© DORNA WSBK ORGANIZATION Srl 2018



MOTUL Argentinian Round, 12 - 14 October 2018

World Superbike - Best Sectors & Speed Superpole 2

San Juan Villicum Circuit 4.276 m

BEST LAP			
1	33 M. MELANDRI	Ducati Panigale R	1'39.012
2	1 J. REA	Kawasaki ZX-10RR	1'39.452
3	50 E. LAVERTY	Aprilia RSV4 RF	1'39.530
4	66 T. SYKES	Kawasaki ZX-10RR	1'39.558
5	12 X. FORES	Ducati Panigale R	1'39.590
6	22 A. LOWES	Yamaha YZF R1	1'39.730
7	54 T. RAZGATLIOGLU	Kawasaki ZX-10RR	1'40.070
8	32 L. SAVADORI	Aprilia RSV4 RF	1'40.083
9	7 C. DAVIES	Ducati Panigale R	1'40.094
10	2 L. CAMIER	Honda CBR1000RR	1'40.189
11	60 M. VAN DER MARK	Yamaha YZF R1	1'40.343
12	36 L. MERCADO	Kawasaki ZX-10RR	1'40.349

SPEED			
1	50 E. LAVERTY	Aprilia RSV4 RF	305,1
2	33 M. MELANDRI	Ducati Panigale R	303,4
3	32 L. SAVADORI	Aprilia RSV4 RF	303,4
4	12 X. FORES	Ducati Panigale R	302,5
5	1 J. REA	Kawasaki ZX-10RR	301,7
6	66 T. SYKES	Kawasaki ZX-10RR	300,8
7	36 L. MERCADO	Kawasaki ZX-10RR	300,8
8	7 C. DAVIES	Ducati Panigale R	300,0
9	2 L. CAMIER	Honda CBR1000RR	300,0
10	22 A. LOWES	Yamaha YZF R1	299,2
11	60 M. VAN DER MARK	Yamaha YZF R1	299,2
12	54 T. RAZGATLIOGLU	Kawasaki ZX-10RR	295,9

SEG. 1		SEG. 2		SEG. 3		SEG. 4		
1	54 T. RAZGATLIOGLU	21.706	1	33 M. MELANDRI	25.444	1	33 M. MELANDRI	26.154
2	66 T. SYKES	21.717	2	12 X. FORES	25.581	2	66 T. SYKES	26.204
3	50 E. LAVERTY	21.725	3	50 E. LAVERTY	25.604	3	32 L. SAVADORI	26.271
4	1 J. REA	21.738	4	22 A. LOWES	25.701	4	7 C. DAVIES	26.297
5	22 A. LOWES	21.746	5	7 C. DAVIES	25.718	5	1 J. REA	26.299
6	33 M. MELANDRI	21.753	6	32 L. SAVADORI	25.753	6	12 X. FORES	26.312
7	12 X. FORES	21.780	7	1 J. REA	25.758	7	54 T. RAZGATLIOGLU	26.384
8	2 L. CAMIER	21.821	8	66 T. SYKES	25.774	8	50 E. LAVERTY	26.397
9	36 L. MERCADO	21.871	9	54 T. RAZGATLIOGLU	25.875	9	36 L. MERCADO	26.397
10	32 L. SAVADORI	21.891	10	60 M. VAN DER MARK	25.880	10	60 M. VAN DER MARK	26.408
11	7 C. DAVIES	21.891	11	36 L. MERCADO	25.950	11	7 C. DAVIES	26.458
12	60 M. VAN DER MARK	21.973	12	2 L. CAMIER	25.972	12	54 T. RAZGATLIOGLU	26.477
						12	2 L. CAMIER	26.477

13/10/2018

These data/results cannot be reproduced, stored and/or transmitted in whole or in part by any manner of electronic, mechanical, photocopying, recording, broadcasting or otherwise now known or herein after developed without the previous express consent by the copyright owner, except for reproduction in daily press and regular printed publications on sale to the public within 60 days of the event related to those data/results and always provided that copyright symbol appears together as follows below.

© DORNA WSBK ORGANIZATION Srl 2018

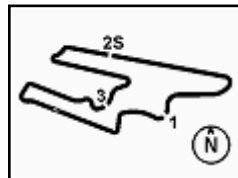
FICR PERUGIA TIMING



Official Tyre Supplier



Official Timekeeper



San Juan Villicum Circuit 4.276 m

MOTUL Argentinian Round, 12 - 14 October 2018

World Superbike - Ideal Times Superpole 2

No.	Rider	Nat	Bike	Seg. 1	Seg. 2	Seg. 3	Seg. 4	Ideal Time		
				Diff. 1	Diff. 2	Diff. 3	Diff. 4	Best Lap	Pos.	Diff.
1	33 M. MELANDRI	ITA	Ducati Panigale R	21.753	25.444	25.609 0.052	26.154	1'38.960	1	0.052
2	12 X. FORES	ESP	Ducati Panigale R	21.780 0.156	25.581	25.776	26.297	1'39.434	5	0.156
3	1 J. REA	GBR	Kawasaki ZX-10RR	21.738	25.758	25.752	26.204	1'39.452	2	
4	66 T. SYKES	GBR	Kawasaki ZX-10RR	21.717 0.065	25.774 0.028	25.675	26.299	1'39.465	4	0.093
5	50 E. LAVERTY	IRL	Aprilia RSV4 RF	21.725	25.604	25.889	26.312	1'39.530	3	
6	22 A. LOWES	GBR	Yamaha YZF R1	21.746	25.701	25.959 0.042	26.271 0.011	1'39.677	6	0.053
7	32 L. SAVADORI	ITA	Aprilia RSV4 RF	21.891 0.111	25.753 0.069	25.721 0.154	26.384	1'39.749	8	0.334
8	7 C. DAVIES	GBR	Ducati Panigale R	21.891 0.121	25.718 0.223	25.733	26.408	1'39.750	9	0.344
9	54 T. RAZGATLIOGLU	TUR	Kawasaki ZX-10RR	21.706	25.875	25.829	26.458 0.202	1'39.868	7	0.202
10	36 L. MERCADO	ARG	Kawasaki ZX-10RR	21.871	25.950 0.077	25.891 0.163	26.397	1'40.109	12	0.240
11	60 M. VAN DER MARK	NED	Yamaha YZF R1	21.973 0.179	25.880	25.914	26.397	1'40.164	11	0.179
12	2 L. CAMIER	GBR	Honda CBR1000RR	21.821	25.972	25.919	26.477	1'40.189	10	
Overall Ideal Time				21.706	25.444	25.609	26.154	1'38.913		

13/10/2018

These data/results cannot be reproduced, stored and/or transmitted in whole or in part by any manner of electronic, mechanical, photocopying, recording, broadcasting or otherwise now known or herein after developed without the previous express consent by the copyright owner, except for reproduction in daily press and regular printed publications on sale to the public within 60 days of the event related to those data/results and always provided that copyright symbol appears together as follows below.

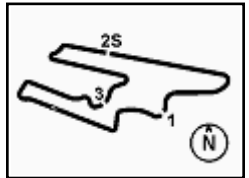
© DORNA WSBK ORGANIZATION Srl 2018

PIRELLI PERUGIA TIMING


Official Tyre Supplier



Official Timekeeper



MOTUL Argentinian Round, 12 - 14 October 2018 World Superbike - Chronological Analysis Superpole 2

San Juan Villicum Circuit 4.276 m

1° 33 M. MELANDRI (1'39.012)							
Lap	Seg.1	Seg.2	Seg.3	Seg.4	Lap Time	km/h	Local Time
1		26.725	27.043	26.918		297,5	13:57'12.556
2	21.861	25.774	25.890	26.363	1'39.888	303,4	13:58'52.444
3	21.784	25.757	25.779	26.409	1'39.729	303,4	14:00'32.173
4	23.741	27.169	27.560	39.372	1'57.842P	299,2	14:02'30.015
5	4'05.520	27.243	27.204	32.135	5'32.102P	295,9	14:08'02.117
6	21.922	25.476	25.609	26.369	1'39.376	301,7	14:09'41.493
7	21.753	25.444	25.661	26.154	1'39.012	303,4	14:11'20.505

2° 1 J. REA (1'39.452)							
Lap	Seg.1	Seg.2	Seg.3	Seg.4	Lap Time	km/h	Local Time
1		26.438	26.146	27.568		296,7	13:57'02.539
2	21.936	25.808	25.916	26.363	1'40.023	301,7	13:58'42.562
3	23.140	26.504	26.583	27.714	1'43.941	269,3	14:00'26.503
4	21.875	25.955	25.867	38.087	1'51.784P	300,8	14:02'18.287
5	3'49.974	26.368	26.628	26.764	5'09.734P	298,3	14:07'28.021
6	21.738	25.758	25.752	26.204	1'39.452	299,2	14:09'07.473
7	27.190	26.128	28.439	39.423	2'01.180P	298,3	14:11'08.653

3° 50 E. LAVERTY (1'39.530)							
Lap	Seg.1	Seg.2	Seg.3	Seg.4	Lap Time	km/h	Local Time
1		28.285	27.352	26.958		279,8	13:57'46.345
2	21.869	25.891	26.027	26.363	1'40.150	305,1	13:59'26.495
3	21.864	25.745	26.095	26.333	1'40.037	302,5	14:01'06.532
4	23.536	26.287	27.188	39.719	1'56.730P	294,3	14:03'03.262
5	3'49.635	27.591	27.326	26.978	5'11.530P	295,1	14:08'14.792
6	21.725	25.604	25.889	26.312	1'39.530	302,5	14:09'54.322
7	21.825	25.916	26.051	26.448	1'40.240	300,8	14:11'34.562

4° 66 T. SYKES (1'39.558)							
Lap	Seg.1	Seg.2	Seg.3	Seg.4	Lap Time	km/h	Local Time
1		27.753	27.418	27.940		283,5	13:57'37.971
2	22.069	25.866	25.867	26.401	1'40.203	300,8	13:59'18.174
3	22.444	26.345	26.447	39.461	1'54.697P	296,7	14:01'12.871
4	4'41.656	27.734	27.007	27.099	6'03.496P	296,7	14:07'16.367
5	21.782	25.802	25.675	26.299	1'39.558	298,3	14:08'55.925
6	21.717	25.774	25.735	26.336	1'39.562	297,5	14:10'35.487

5° 12 X. FORES (1'39.590)							
Lap	Seg.1	Seg.2	Seg.3	Seg.4	Lap Time	km/h	Local Time
1		26.495	26.555	26.747		285,7	13:57'02.759
2	22.280	25.717	26.159	26.385	1'40.541	302,5	13:58'43.300
3	21.895	25.783	26.104	26.460	1'40.242	298,3	14:00'23.542
4	21.909	25.741	26.327	38.853	1'52.830P	298,3	14:02'16.372
5	3'56.376	26.293	26.130	26.731	5'15.530P	298,3	14:07'31.902
6	21.936	25.581	25.776	26.297	1'39.590	301,7	14:09'11.492
7	21.780	25.619	26.034	26.555	1'39.988	300,8	14:10'51.480

6° 22 A. LOWES (1'39.730)							
Lap	Seg.1	Seg.2	Seg.3	Seg.4	Lap Time	km/h	Local Time
1		27.261	26.964	26.838		282,0	13:57'23.450
2	21.970	26.047	26.634	26.638	1'41.289	295,9	13:59'04.739
3	21.849	25.927	26.198	26.529	1'40.503	296,7	14:00'45.242
4	21.821	26.002	26.544	41.179	1'55.546P	299,2	14:02'40.788
5	3'48.378	26.973	27.953	33.803	5'17.107P	282,7	14:07'57.895
6	21.906	25.749	25.959	26.271	1'39.885	299,2	14:09'37.780
7	21.746	25.701	26.001	26.282	1'39.730	296,7	14:11'17.510

7° 54 T. RAZGATLIOGLU (1'40.070)							
Lap	Seg.1	Seg.2	Seg.3	Seg.4	Lap Time	km/h	Local Time
1		26.836	26.223	26.602		292,7	13:57'02.034
2	21.873	26.068	25.867	26.524	1'40.332	295,9	13:58'42.366

3	22.017	26.125	25.997	26.458	1'40.597	294,3	14:00'22.963
4	21.837	26.137	26.162	38.597	1'52.733P	294,3	14:02'15.696
5	4'04.282	27.925	28.639	37.965	5'38.811P	257,1	14:07'54.507
6	22.460	26.750	26.202	26.557	1'41.969	285,0	14:09'36.476
7	21.706	25.875	25.829	26.660	1'40.070	288,0	14:11'16.546

8° 32 L. SAVADORI (1'40.083)							
Lap	Seg.1	Seg.2	Seg.3	Seg.4	Lap Time	km/h	Local Time
1		26.791	26.114	26.628		293,5	13:57'04.366
2	21.891	26.036	25.721	26.573	1'40.221	303,4	13:58'44.587
3	27.343	28.397	26.759	39.585	2'02.084P	285,7	14:00'46.671
4	5'30.182	28.527	28.234	42.932	7'09.875P	289,5	14:07'56.546
5	22.002	25.822	25.875	26.384	1'40.083	292,7	14:09'36.629
6	21.894	25.753	26.175	27.568	1'41.390	299,2	14:11'18.019

9° 7 C. DAVIES (1'40.094)							
Lap	Seg.1	Seg.2	Seg.3	Seg.4	Lap Time	km/h	Local Time
1		28.339	27.531	26.990		262,1	13:57'47.968
2	22.018	26.180	25.974	26.467	1'40.639	300,0	13:59'28.607
3	22.083	25.919	25.853	26.571	1'40.426	300,0	14:01'09.033
4	22.967	26.532	27.470	39.164	1'56.133P	283,5	14:03'05.166
5	3'14.631	28.505	28.961	40.005	4'52.102P	250,0	14:07'57.268
6	22.012	25.941	25.733	26.408	1'40.094	297,5	14:09'37.362

10° 2 L. CAMIER (1'40.189)							
Lap	Seg.1	Seg.2	Seg.3	Seg.4	Lap Time	km/h	Local Time
1		27.275	27.437	27.165		274,1	13:57'34.573
2	22.183	26.183	26.141	26.554	1'41.061	300,0	13:59'15.634
3	21.959	26.563	26.057	26.633	1'41.212	297,5	14:00'56.846
4	23.297	26.903	26.145	38.612	1'54.957P	300,0	14:02'51.803
5	3'23.194	26.878	26.888	26.801	4'43.761P	289,5	14:07'35.564
6	21.821	25.972	25.919	26.477	1'40.189	299,2	14:09'15.753
7	22.089	25.977	26.653	30.387	1'45.106	298,3	14:11'00.859

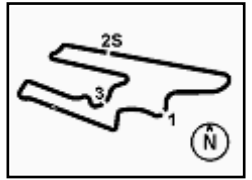
11° 60 M. VAN DER MARK (1'40.343)							
Lap	Seg.1	Seg.2	Seg.3	Seg.4	Lap Time	km/h	Local Time
1		26.874	26.540	26.822		291,1	13:57'07.112
2	21.973	25.989	26.107	26.548	1'40.617	299,2	13:58'47.729
3	23.449	29.371	27.244	40.413	2'00.477P	293,5	14:00'48.206
4	5'30.105	28.079	28.165	41.034	7'07.383P	266,7	14:07'55.589
5	22.152	25.880	25.914	26.397	1'40.343	297,5	14:09'35.932
6	25.335	28.104	26.151	26.750	1'46.340	296,7	14:11'22.272

12° 36 L. MERCADO (1'40.349)							
Lap	Seg.1	Seg.2	Seg.3	Seg.4	Lap Time	km/h	Local Time
1		26.626	26.441	26.877		285,7	13:57'03.187
2	21.990	25.950	26.188	26.466	1'40.594	300,8	13:58'43.781
3	22.043	26.170	26.222	26.492	1'40.927	296,7	14:00'24.708
4	22.122	28.913	26.444	38.472	1'55.951P	295,1	14:02'20.659
5	3'41.685	32.758	26.505	26.855	5'07.803P	295,1	14:07'28.462
6	21.871	26.027	26.054	26.397	1'40.349	292,7	14:09'08.811
7	21.919	26.059	25.891	26.508	1'40.377	293,5	14:10'49.188

13/10/2018 P = Pits In/Out - C = Lap Time Cancelled

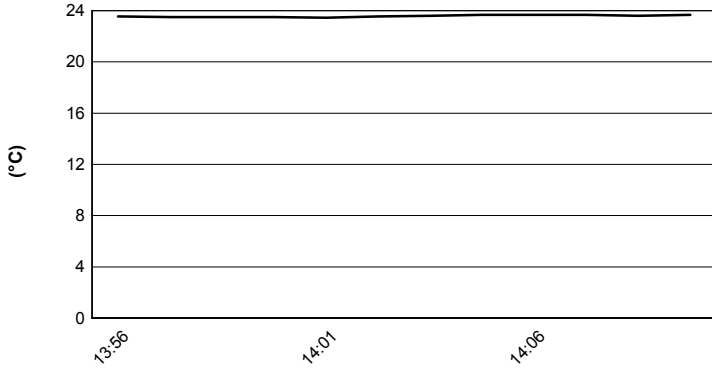
These data/results cannot be reproduced, stored and/or transmitted in whole or in part by any manner of electronic, mechanical, photocopying, recording, broadcasting or otherwise now known or herein after developed without the previous express consent by the copyright owner, except for reproduction in daily press and regular printed publications on sale to the public within 60 days of the event related to those data/results and always provided that copyright symbol appears together as follows below.

© DORNA WSBK ORGANIZATION Srl 2018

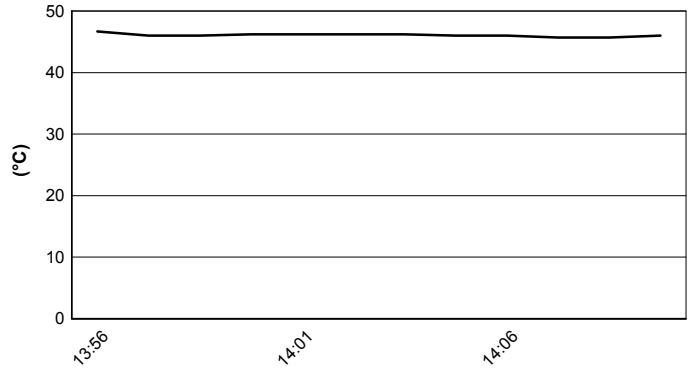


MOTUL Argentinian Round, 12 - 14 October 2018
World Superbike - Weather Report Superpole 2
 Session started 13:55 - Session ended 14:12


Air Temperature



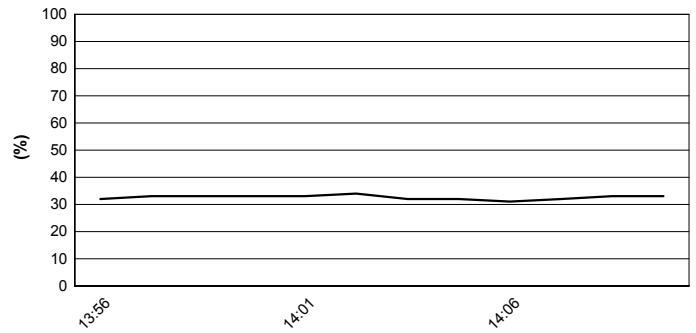
Track Temperature



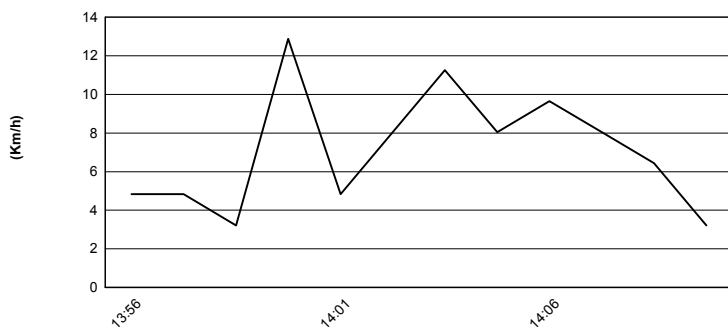
Air Pressure



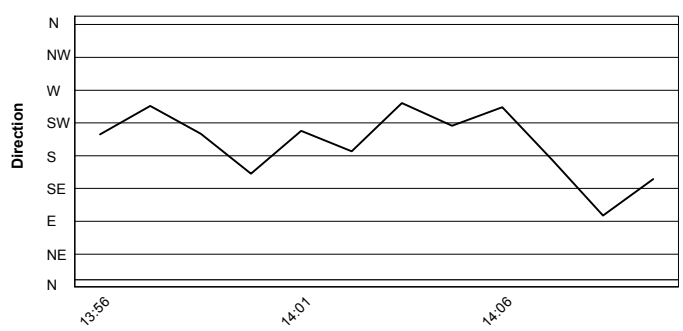
Humidity



Wind Speed



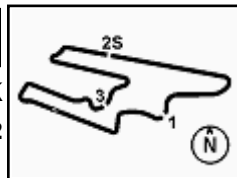
Wind Direction



13/10/2018

These data/results cannot be reproduced, stored and/or transmitted in whole or in part by any manner of electronic, mechanical, photocopying, recording, broadcasting or otherwise now known or herein after developed without the previous express consent by the copyright owner, except for reproduction in daily press and regular printed publications on sale to the public within 60 days of the event related to those data/results and always provided that copyright symbol appears together as follows below.

© DORNA WSBK ORGANIZATION Srl 2018



MOTUL Argentinian Round, 12 - 14 October 2018

World Superbike - TISSOT Superpole Award

San Juan Villicum Circuit 4.276 m

1 / 2

	Points	Points From First	Points From Previous	February 25 PHILLIP ISLAND	March 25 BURIRAM	April 15 ARAGÓN	April 22 ASSEN	May 13 IMOLA	May 27 DONINGTON PARK	June 10 BRNO	June 24 LAGUNA SECA	July 8 MISANO	September 16 PORTIMÃO	September 30 MAGNY COURS	October 14 VILLICUM	October 27 LOSAIL				
1 REA Jonathan (GBR)	236			10	25	20	20	25	20	20	16	20	20	20	20					
2 SYKES Tom (GBR)	234	2		25	20	16	10	20	25	25	20	25	10	25	13					
3 MELANDRI Marco (ITA)	153	83	81	16	9	25	11	13	4	16	6	8	16	4	25					
4 LAVERTY Eugene (IRL)	131	105	22	20	8			10	9	11	13	16	25	3	16					
5 LOWES Alex (GBR)	129	107	2	13	10	11	25	6	11	13	11	4	4	11	10					
6 FORES Xavi (ESP)	117	119	12	9	11	13	16	11		3	8	13	9	13	11					
7 SAVADORI Lorenzo (ITA)	117	119	0	6	5	6	13	7	13	9	10	11	13	16	8					
8 DAVIES Chaz (GBR)	114	122	3	11	7	5	8	16	7	7	25	9	2	10	7					
9 VAN DER MARK Michael (NED)	91	145	23	8	6	10	9	4	10	10	7	5	11	6	5					
10 BAZ Loris (FRA)	69	167	22	2	1		6	3	16	8	4	10	8	8	3					
11 CAMIER Leon (GBR)	66	170	3	5	16	7			3	6	9	6	3	5	6					
12 TORRES Jordi (ESP)	64	172	2	4	13	9	7	9	2		5	7	7	1						
13 RAZGATLIOGLU Toprak (TUR)	54	182	10	7	4		5	2	8	1	3	2	6	7	9					
14 RINALDI Michael Ruben (ITA)	40	196	14			8	4	8	1	5			5	9						
15 MERCADO Leandro (ARG)	16	220	24		3	1	3				2	3			4					
16 GAGNE Jake (USA)	13	223	3	3	2	3							1	2	2					
17 HASLAM Leon (GBR)	10	226	3					5	5											
18 RAY Bradley (GBR)	6	230	4						6											
19 RAMOS Román (ESP)	6	230	0	1			2	1		2										
20 HERNANDEZ Yonny (COL)	5	231	1							4		1								
21 LEONOV Vladimir (RUS)	4	232	1			4														
22 GIUGLIANO Davide (ITA)	2	234	2			2														
23 MARINO Florian (FRA)	1	235	1												1					
24 HERRIN Josh (USA)	1	235	0								1									

13/10/2018

These data/results cannot be reproduced, stored and/or transmitted in whole or in part by any manner of electronic, mechanical, photocopying, recording, broadcasting or otherwise now known or herein after developed without the previous express consent by the copyright owner, except for reproduction in daily press and regular printed publications on sale to the public within 60 days of the event related to those data/results and always provided that copyright symbol appears together as follows below.

© DORNA WSBK ORGANIZATION Srl 2018

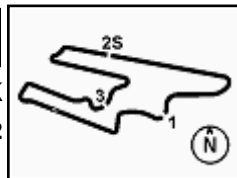
FKR PERUGIA TIMING



Official Tyre Supplier



Official Timekeeper



MOTUL Argentinian Round, 12 - 14 October 2018

World Superbike - TISSOT Superpole Award

	Points	Points From First	Points From Previous	February 25 PHILLIP ISLAND	March 25 BURIRAM	April 15 ARAGÓN	April 22 ASSEN	May 13 IMOLA	May 27 DONINGTON PARK	June 10 BRNO	June 24 LAGUNA SECA	July 8 MISANO	September 16 PORTIMÃO	September 30 MAGNY COURS	October 14 VILLICUM	October 27 LOSAIL			
25 JACOBSEN PJ (USA)	1	235	0				1												

13/10/2018

These data/results cannot be reproduced, stored and/or transmitted in whole or in part by any manner of electronic, mechanical, photocopying, recording, broadcasting or otherwise now known or herein after developed without the previous express consent by the copyright owner, except for reproduction in daily press and regular printed publications on sale to the public within 60 days of the event related to those data/results and always provided that copyright symbol appears together as follows below.

© DORNA WSBK ORGANIZATION Srl 2018

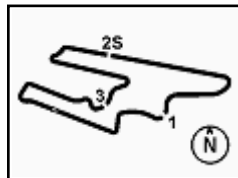
FKR PERUGIA TIMING



Official Tyre Supplier



Official Timekeeper



MOTUL Argentinian Round, 12 - 14 October 2018

World Superbike - Superpole Ranking

San Juan Villicum Circuit 4.276 m

	2015	2016	2017	2018
01 Phillip Island Grand Prix Circuit	Rea (Gbr) Kaw 1'31.212 (175,4 Km/h)	Sykes (Gbr) Kaw 1'30.020 (177,8 Km/h)	Rea (Gbr) Kaw 1'29.573 (178,6 Km/h)	Sykes (Gbr) Kaw 1'30.099 (177,6 Km/h)
02 Chang International Circuit	Rea (Gbr) Kaw 1'33.382 (175,6 Km/h)	van der Mark (Ned) Hon 1'33.452 (175,4 Km/h)	Rea (Gbr) Kaw 1'32.957 (176,4 Km/h)	Rea (Gbr) Kaw 1'32.814 (176,6 Km/h)
03 Motorland Aragon	Haslam (Gbr) Apr 1'49.664 (166,7 Km/h)	Sykes (Gbr) Kaw 1'49.374 (167,1 Km/h)	Davies (Gbr) Duc 1'49.319 (167,2 Km/h)	Melandri (Ita) Duc 1'49.543 (166,8 Km/h)
04 TT Circuit Assen	Sykes (Gbr) Kaw 1'34.789 (172,5 Km/h)	Sykes (Gbr) Kaw 1'35.440 (171,3 Km/h)	Rea (Gbr) Kaw 1'33.505 (174,9 Km/h)	Lowes (Gbr) Yam 1'34.066 (173,8 Km/h)
05 Autodromo Internazionale Enzo e Dino	Giugliano (Ita) Duc 1'46.382 (166,9 Km/h)	Davies (Gbr) Duc 1'45.598 (168,2 Km/h)	Davies (Gbr) Duc 1'45.662 (168,1 Km/h)	Rea (Gbr) Kaw 1'45.797 (167,9 Km/h)
06 Donington Park	Sykes (Gbr) Kaw 1'27.071 (0,0 Km/h)	Sykes (Gbr) Kaw 1'26.712 (0,0 Km/h)	Sykes (Gbr) Kaw 1'26.641 (0,0 Km/h)	Sykes (Gbr) Kaw 1'26.663 (0,0 Km/h)
07 Automotodrom Brno				Sykes (Gbr) Kaw 1'57.687 (165,3 Km/h)
08 WeatherTech Raceway Laguna Seca	Davies (Gbr) Duc 1'22.101 (158,3 Km/h)	Sykes (Gbr) Kaw 1'22.155 (158,2 Km/h)	Sykes (Gbr) Kaw 1'22.476 (157,6 Km/h)	Davies (Gbr) Duc 1'22.282 (157,9 Km/h)
09 Misano World Circuit "Marco Simoncelli"	Sykes (Gbr) Kaw 1'34.214 (155,1 Km/h)	Sykes (Gbr) Kaw 1'34.037 (155,4 Km/h)	Sykes (Gbr) Kaw 1'33.662 (156,1 Km/h)	Sykes (Gbr) Kaw 1'33.640 (156,1 Km/h)
10 Autódromo Internacional do Algarve	Giugliano (Ita) Duc 1'41.764 (162,4 Km/h)		Rea (Gbr) Kaw 1'41.430 (163,0 Km/h)	Lavery (Irl) Apr 1'40.705 (164,2 Km/h)
11 Magny-Cours	Haslam (Gbr) Apr 1'56.404 (130,7 Km/h)	Rea (Gbr) Kaw 1'52.881 (134,7 Km/h)	Rea (Gbr) Kaw 1'56.555 (130,5 Km/h)	Sykes (Gbr) Kaw 1'35.696 (158,9 Km/h)
12 Villicum Circuit				Melandri (Ita) Duc 1'39.012 (155,5 Km/h)
13 Losail International Circuit	Sykes (Gbr) Kaw 1'56.821 (165,8 Km/h)	Rea (Gbr) Kaw 1'56.356 (166,5 Km/h)	Rea (Gbr) Kaw 1'56.228 (166,6 Km/h)	

2018

- 5 T. Sykes
- 2 **M. Melandri**
- 2 J. Rea
- 1 C. Davies
- 1 E. Laverty
- 1 A. Lowes

ALL TIMES

- | | | | |
|---------------|----------------------|------------------|-------------------|
| 47 T. Sykes | 6 J. Kocinski | 2 A. Gobert | 1 R. Burnett |
| 43 T. Corser | 6 C. Crutchlow | 2 D. Tardozzi | 1 J. Reynolds |
| 26 T. Bayliss | 6 C. Davies | 2 A. Yanagawa | 1 S. Hislop |
| 21 C. Fogarty | 5 D. Giugliano | 2 M. Lucchinelli | 1 M. Mladin |
| 17 D. Polen | 5 M. Biaggi | 2 B. Bostrom | 1 R. Xaus |
| 16 N. Hodgson | 4 F. Merkel | 2 B. Monti | 1 M. Tamada |
| 16 J. Rea | 4 J. Toseland | 2 M. Campbell | 1 L. Lanzi |
| 15 C. Edwards | 4 S. Guintoli | 2 Y. Nagai | 1 M. Fabrizio |
| 11 B. Spies | 4 M. Melandri | 2 M. Neukirchner | 1 A. Badovini |
| 10 P. Chili | 3 S. Mertens | 2 L. Baz | 1 F. Nieto |
| 10 C. Checa | 3 R. Phillis | 1 M. Doohan | 1 T. Hill |
| 9 R. Roche | 3 S. Martin | 1 D. Chandler | 1 A. Lowes |
| 8 G. Falappa | 3 C. Vermeulen | 1 P. Goddard | 1 J. Hopkins |
| 8 S. Russell | 3 Y. Kagayama | 1 M. Dowson | 1 M. van der Mark |
| 8 A. Slight | 3 L. Haslam | 1 A. Vieira | 1 I. Jaitovich |
| 7 N. Haga | 3 J. Smrz | 1 T. Kipp | |
| 7 R. Laconi | 3 E. Laverty | 1 S. Crafar | |

13/10/2018

These data/results cannot be reproduced, stored and/or transmitted in whole or in part by any manner of electronic, mechanical, photocopying, recording, broadcasting or otherwise now known or herein after developed without the previous express consent by the copyright owner, except for reproduction in daily press and regular printed publications on sale to the public within 60 days of the event related to those data/results and always provided that copyright symbol appears together as follows below.

© DORNA WSBK ORGANIZATION Srl 2018

FICR PERUGIA TIMING



Official Tyre Supplier



Official Timekeeper