

MOTUL Argentinian Round, 12 - 14 October 2018

World Superbike - Results Warm Up

San Juan Villicum Circuit 4.276 m

1 / 2

No.	Rider	Nat	Team	Bike	Class	Time	Gap	Rel.	Laps	Speed	
										Avg	Max
1	1 J. REA	GBR	Kawasaki Racing Team WorldSBK	Kawasaki ZX-10RR		1'40.753			5	152,786	302,5
2	54 T. RAZGATLIOGLU	TUR	Kawasaki Puccetti Racing	Kawasaki ZX-10RR	IND	1'41.044	0.291	0.291	8	152,346	301,7
3	33 M. MELANDRI	ITA	Aruba.it Racing - Ducati	Ducati Panigale R		1'41.271	0.518	0.227	8	152,004	304,2
4	76 L. BAZ	FRA	GULF ALTHEA BMW Racing Team	BMW S 1000 RR		1'41.716	0.963	0.445	8	151,339	300,0
5	7 C. DAVIES	GBR	Aruba.it Racing - Ducati	Ducati Panigale R		1'41.723	0.970	0.007	7	151,329	303,4
6	32 L. SAVADORI	ITA	Milwaukee Aprilia	Aprilia RSV4 RF		1'41.781	1.028	0.058	8	151,242	302,5
7	22 A. LOWES	GBR	Pata Yamaha Official WorldSBK Team	Yamaha YZF R1		1'41.892	1.139	0.111	8	151,078	298,3
8	50 E. LAVERTY	IRL	Milwaukee Aprilia	Aprilia RSV4 RF		1'41.952	1.199	0.060	8	150,989	305,9
9	66 T. SYKES	GBR	Kawasaki Racing Team WorldSBK	Kawasaki ZX-10RR		1'42.045	1.292	0.093	8	150,851	301,7
10	60 M. VAN DER MARK	NED	Pata Yamaha Official WorldSBK Team	Yamaha YZF R1		1'42.115	1.362	0.070	8	150,748	302,5
11	45 J. GAGNE	USA	Red Bull Honda World Superbike Team	Honda CBR1000RR		1'42.181	1.428	0.066	8	150,650	299,2
12	36 L. MERCADO	ARG	Orelac Racing VerdNatura	Kawasaki ZX-10RR	IND	1'42.461	1.708	0.280	8	150,239	300,0
13	12 X. FORES	ESP	Barni Racing Team	Ducati Panigale R	IND	1'42.643	1.890	0.182	8	149,972	303,4
14	51 F. MARINO	FRA	TripleM Honda World Superbike Team	Honda CBR1000RR	IND	1'42.777	2.024	0.134	8	149,777	300,0
15	2 L. CAMIER	GBR	Red Bull Honda World Superbike Team	Honda CBR1000RR		1'43.478	2.725	0.701	6	148,762	301,7
16	77 M. SCHEIB	CHI	MV Agusta Reparto Corse	MV Agusta 1000 F4		1'43.636	2.883	0.158	8	148,535	298,3
17	16 G. RUIJU	ITA	Team Pedercini Racing	Kawasaki ZX-10RR	IND	1'44.778	4.025	1.142	8	146,916	292,7
18	96 J. SMRZ	CZE	Guandalini Racing	Yamaha YZF R1	IND	1'45.202	4.449	0.424	8	146,324	291,1
19	40 R. RAMOS	ESP	Team GoEleven Kawasaki	Kawasaki ZX-10RR	IND	1'47.296	6.543	2.094	4	143,469	289,5

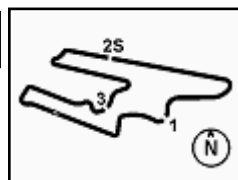
AIR	Humidity:	54%	Temp:	19°C
TRACK	Condition:	Dry	Temp:	32°C

Records	Pole (SP2)	2018	M.Melandri	1'39.012	155,470	Km/h
	Race (RC1)	2018	J.Rea	1'39.175	155,220	Km/h
	Circuit (SP2)	2018	M.Melandri	1'39.012	155,470	Km/h

14/10/2018 Start End The results are provisional until the end of the time limit for protests and appeals and the completion of the technical checks.
 11:30 11:48

These data/results cannot be reproduced, stored and/or transmitted in whole or in part by any manner of electronic, mechanical, photocopying, recording, broadcasting or otherwise now known or herein after developed without the previous express consent by the copyright owner, except for reproduction in daily press and regular printed publications on sale to the public within 60 days of the event related to those data/results and always provided that copyright symbol appears together as follows below.

© DORNA WSBK ORGANIZATION Srl 2018



MOTUL Argentinian Round, 12 - 14 October 2018

World Superbike - Results Warm Up

San Juan Villicum Circuit 4.276 m

2 / 2

Session Highlights

Local Time	No. Rider	Description
11.30.00		Start
11.37.45	76 L. BAZ	Lap Cancelled (1'43.599) - Exceeded Track Limits - Turn 17
11.38.49	40 R. RAMOS	Technical Problem - Turn 1
11.41.12	40 R. RAMOS	Re-joined
11.45.06		RED FLAG
11.48.05		End Of Session

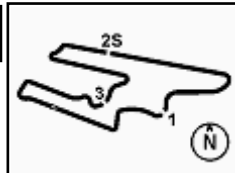
Fastest Laps Sequence

No.	Rider	Nat	Team	Bike	Local Time	Time	Gap	Avg
76	L. BAZ	FRA	GULF ALTHEA BMW Racing Team	BMW S 1000 RR	11:33'58.935	1'46.360		144,731
60	M. VAN DER MARK	NED	Pata Yamaha Official WorldSBK Team	Yamaha YZF R1	11:34'02.268	1'46.184	-0.176	144,971
54	T. RAZGATLIOGLU	TUR	Kawasaki Puccetti Racing	Kawasaki ZX-10RR	11:34'12.659	1'45.966	-0.218	145,269
76	L. BAZ	FRA	GULF ALTHEA BMW Racing Team	BMW S 1000 RR	11:35'43.637	1'44.702	-1.264	147,023
22	A. LOWES	GBR	Pata Yamaha Official WorldSBK Team	Yamaha YZF R1	11:36'21.591	1'44.375	-0.327	147,484
60	M. VAN DER MARK	NED	Pata Yamaha Official WorldSBK Team	Yamaha YZF R1	11:37'31.435	1'43.711	-0.664	148,428
32	L. SAVADORI	ITA	Milwaukee Aprilia	Aprilia RSV4 RF	11:37'32.191	1'43.553	-0.158	148,654
66	T. SYKES	GBR	Kawasaki Racing Team WorldSBK	Kawasaki ZX-10RR	11:38'35.066	1'43.522	-0.031	148,699
1	J. REA	GBR	Kawasaki Racing Team WorldSBK	Kawasaki ZX-10RR	11:39'01.831	1'42.599	-0.923	150,037
50	E. LAVERTY	IRL	Milwaukee Aprilia	Aprilia RSV4 RF	11:39'14.341	1'42.376	-0.223	150,363
1	J. REA	GBR	Kawasaki Racing Team WorldSBK	Kawasaki ZX-10RR	11:40'43.085	1'41.254	-1.122	152,030
1	J. REA	GBR	Kawasaki Racing Team WorldSBK	Kawasaki ZX-10RR	11:42'24.117	1'41.032	-0.222	152,364
1	J. REA	GBR	Kawasaki Racing Team WorldSBK	Kawasaki ZX-10RR	11:44'04.870	1'40.753	-0.279	152,786

Start End The results are provisional until the end of the time limit for protests and appeals
14/10/2018 11:30 11:48 and the completion of the technical checks.

These data/results cannot be reproduced, stored and/or transmitted in whole or in part by any manner of electronic, mechanical, photocopying, recording, broadcasting or otherwise now known or herein after developed without the previous express consent by the copyright owner, except for reproduction in daily press and regular printed publications on sale to the public within 60 days of the event related to those data/results and always provided that copyright symbol appears together as follows below.

© DORNA WSBK ORGANIZATION Srl 2018



MOTUL Argentinian Round, 12 - 14 October 2018

World Superbike - Best Sectors & Speed Warm Up

San Juan Villicum Circuit 4.276 m

BEST LAP			
1	1 J. REA	Kawasaki ZX-10RR	1'40.753
2	54 T. RAZGATLIOGLU	Kawasaki ZX-10RR	1'41.044
3	33 M. MELANDRI	Ducati Panigale R	1'41.271
4	76 L. BAZ	BMW S 1000 RR	1'41.716
5	7 C. DAVIES	Ducati Panigale R	1'41.723
6	32 L. SAVADORI	Aprilia RSV4 RF	1'41.781
7	22 A. LOWES	Yamaha YZF R1	1'41.892
8	50 E. LAVERTY	Aprilia RSV4 RF	1'41.952
9	66 T. SYKES	Kawasaki ZX-10RR	1'42.045
10	60 M. VAN DER MARK	Yamaha YZF R1	1'42.115
11	45 J. GAGNE	Honda CBR1000RR	1'42.181
12	36 L. MERCADO	Kawasaki ZX-10RR	1'42.461
13	12 X. FORES	Ducati Panigale R	1'42.643
14	51 F. MARINO	Honda CBR1000RR	1'42.777
15	2 L. CAMIER	Honda CBR1000RR	1'43.478
16	77 M. SCHEIB	MV Agusta 1000 F4	1'43.636
17	16 G. RUIU	Kawasaki ZX-10RR	1'44.778
18	96 J. SMRZ	Yamaha YZF R1	1'45.202
19	40 R. RAMOS	Kawasaki ZX-10RR	1'47.296

SPEED		
1	50 E. LAVERTY	Aprilia RSV4 RF 305,9
2	33 M. MELANDRI	Ducati Panigale R 304,2
3	12 X. FORES	Ducati Panigale R 303,4
4	7 C. DAVIES	Ducati Panigale R 303,4
5	32 L. SAVADORI	Aprilia RSV4 RF 302,5
6	60 M. VAN DER MARK	Yamaha YZF R1 302,5
7	1 J. REA	Kawasaki ZX-10RR 302,5
8	2 L. CAMIER	Honda CBR1000RR 301,7
9	54 T. RAZGATLIOGLU	Kawasaki ZX-10RR 301,7
10	66 T. SYKES	Kawasaki ZX-10RR 301,7
11	51 F. MARINO	Honda CBR1000RR 300,0
12	76 L. BAZ	BMW S 1000 RR 300,0
13	36 L. MERCADO	Kawasaki ZX-10RR 300,0
14	45 J. GAGNE	Honda CBR1000RR 299,2
15	22 A. LOWES	Yamaha YZF R1 298,3
16	77 M. SCHEIB	MV Agusta 1000 F4 298,3
17	16 G. RUIU	Kawasaki ZX-10RR 292,7
18	96 J. SMRZ	Yamaha YZF R1 291,1
19	40 R. RAMOS	Kawasaki ZX-10RR 289,5

SEG. 1			SEG. 2			SEG. 3			SEG. 4		
1	1 J. REA	22.007	1	1 J. REA	26.236	1	7 C. DAVIES	25.778	1	54 T. RAZGATLIOGLU	26.389
2	54 T. RAZGATLIOGLU	22.008	2	33 M. MELANDRI	26.338	2	54 T. RAZGATLIOGLU	25.823	2	1 J. REA	26.497
3	76 L. BAZ	22.138	3	45 J. GAGNE	26.410	3	33 M. MELANDRI	25.835	3	33 M. MELANDRI	26.509
4	60 M. VAN DER MARK	22.169	4	60 M. VAN DER MARK	26.418	4	1 J. REA	25.853	4	76 L. BAZ	26.534
5	7 C. DAVIES	22.181	5	76 L. BAZ	26.423	5	66 T. SYKES	25.926	5	50 E. LAVERTY	26.622
6	66 T. SYKES	22.257	6	54 T. RAZGATLIOGLU	26.435	6	76 L. BAZ	25.984	6	22 A. LOWES	26.652
7	45 J. GAGNE	22.287	7	50 E. LAVERTY	26.446	7	32 L. SAVADORI	26.106	7	32 L. SAVADORI	26.670
8	22 A. LOWES	22.314	8	7 C. DAVIES	26.469	8	50 E. LAVERTY	26.134	8	66 T. SYKES	26.693
9	50 E. LAVERTY	22.322	9	32 L. SAVADORI	26.528	9	2 L. CAMIER	26.266	9	60 M. VAN DER MARK	26.735
10	32 L. SAVADORI	22.364	10	22 A. LOWES	26.568	10	36 L. MERCADO	26.278	10	45 J. GAGNE	26.765
11	36 L. MERCADO	22.381	11	66 T. SYKES	26.581	11	22 A. LOWES	26.358	11	7 C. DAVIES	26.772
12	33 M. MELANDRI	22.466	12	12 X. FORES	26.586	12	45 J. GAGNE	26.412	12	2 L. CAMIER	26.845
13	51 F. MARINO	22.482	13	51 F. MARINO	26.683	13	60 M. VAN DER MARK	26.412	13	12 X. FORES	26.873
14	12 X. FORES	22.621	14	36 L. MERCADO	26.776	14	12 X. FORES	26.425	14	36 L. MERCADO	26.882
15	77 M. SCHEIB	22.659	15	77 M. SCHEIB	27.051	15	51 F. MARINO	26.579	15	51 F. MARINO	27.004
16	2 L. CAMIER	22.942	16	2 L. CAMIER	27.113	16	77 M. SCHEIB	26.633	16	77 M. SCHEIB	27.065
17	16 G. RUIU	23.008	17	96 J. SMRZ	27.250	17	16 G. RUIU	26.900	17	16 G. RUIU	27.241
18	96 J. SMRZ	23.146	18	16 G. RUIU	27.319	18	96 J. SMRZ	27.160	18	96 J. SMRZ	27.330
19	40 R. RAMOS	23.523	19	40 R. RAMOS	28.529	19	40 R. RAMOS	27.224	19	40 R. RAMOS	27.705

14/10/2018

These data/results cannot be reproduced, stored and/or transmitted in whole or in part by any manner of electronic, mechanical, photocopying, recording, broadcasting or otherwise now known or herein after developed without the previous express consent by the copyright owner, except for reproduction in daily press and regular printed publications on sale to the public within 60 days of the event related to those data/results and always provided that copyright symbol appears together as follows below.

© DORNA WSBK ORGANIZATION Srl 2018

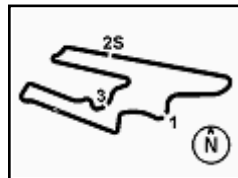
FICR PERUGIA TIMING



Official Tyre Supplier



Official Timekeeper



MOTUL Argentinian Round, 12 - 14 October 2018

World Superbike - Ideal Times Warm Up

San Juan Villicum Circuit 4.276 m

No.	Rider	Nat	Bike	Seg. 1	Seg. 2	Seg. 3	Seg. 4	Ideal Time		
				Diff. 1	Diff. 2	Diff. 3	Diff. 4	Best Lap	Pos.	Diff.
1	1 J. REA	GBR	Kawasaki ZX-10RR	22.007 0.100	26.236	25.853	26.497 0.060	1'40.593 1'40.753	1	0.160
2	54 T. RAZGATLIOGLU	TUR	Kawasaki ZX-10RR	22.008 0.235	26.435	25.823 0.154	26.389	1'40.655 1'41.044	2	0.389
3	76 L. BAZ	FRA	BMW S 1000 RR	22.138 0.189	26.423 0.293	25.984	26.534 0.155	1'41.079 1'41.716	4	0.637
4	33 M. MELANDRI	ITA	Ducati Panigale R	22.466	26.338 0.089	25.835	26.509 0.034	1'41.148 1'41.271	3	0.123
5	7 C. DAVIES	GBR	Ducati Panigale R	22.181	26.469 0.481	25.778	26.772 0.042	1'41.200 1'41.723	5	0.523
6	66 T. SYKES	GBR	Kawasaki ZX-10RR	22.257	26.581 0.277	25.926 0.311	26.693	1'41.457 1'42.045	9	0.588
7	50 E. LAVERTY	IRL	Aprilia RSV4 RF	22.322 0.186	26.446 0.070	26.134	26.622 0.172	1'41.524 1'41.952	8	0.428
8	32 L. SAVADORI	ITA	Aprilia RSV4 RF	22.364 0.102	26.528	26.106	26.670 0.011	1'41.668 1'41.781	6	0.113
9	60 M. VAN DER MARK	NED	Yamaha YZF R1	22.169 0.381	26.418	26.412	26.735	1'41.734 1'42.115	10	0.381
10	45 J. GAGNE	USA	Honda CBR1000RR	22.287 0.307	26.410	26.412	26.765	1'41.874 1'42.181	11	0.307
11	22 A. LOWES	GBR	Yamaha YZF R1	22.314	26.568	26.358	26.652	1'41.892 1'41.892	7	
12	36 L. MERCADO	ARG	Kawasaki ZX-10RR	22.381	26.776	26.278	26.882 0.144	1'42.317 1'42.461	12	0.144
13	12 X. FORES	ESP	Ducati Panigale R	22.621	26.586	26.425 0.062	26.873 0.076	1'42.505 1'42.643	13	0.138
14	51 F. MARINO	FRA	Honda CBR1000RR	22.482 0.021	26.683	26.579	27.004 0.008	1'42.748 1'42.777	14	0.029
15	2 L. CAMIER	GBR	Honda CBR1000RR	22.942 0.070	27.113 0.242	26.266	26.845	1'43.166 1'43.478	15	0.312
16	77 M. SCHEIB	CHI	MV Agusta 1000 F4	22.659 0.055	27.051 0.130	26.633	27.065 0.043	1'43.408 1'43.636	16	0.228
17	16 G. RUIJU	ITA	Kawasaki ZX-10RR	23.008 0.135	27.319 0.112	26.900 0.053	27.241 0.010	1'44.468 1'44.778	17	0.310
18	96 J. SMRZ	CZE	Yamaha YZF R1	23.146 0.058	27.250	27.160	27.330 0.258	1'44.886 1'45.202	18	0.316
19	40 R. RAMOS	ESP	Kawasaki ZX-10RR	23.523	28.529	27.224 0.290	27.705 0.025	1'46.981 1'47.296	19	0.315
Overall Ideal Time				22.007	26.236	25.778	26.389	1'40.410		

14/10/2018

These data/results cannot be reproduced, stored and/or transmitted in whole or in part by any manner of electronic, mechanical, photocopying, recording, broadcasting or otherwise now known or herein after developed without the previous express consent by the copyright owner, except for reproduction in daily press and regular printed publications on sale to the public within 60 days of the event related to those data/results and always provided that copyright symbol appears together as follows below.

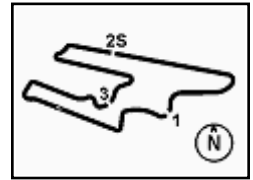
© DORNA WSBK ORGANIZATION Srl 2018

PIRELLI PERUGIA TIMING


Official Tyre Supplier



Official Timekeeper



MOTUL Argentinian Round, 12 - 14 October 2018

World Superbike - Chronological Analysis Warm Up

San Juan Villicum Circuit 4.276 m

1 / 2

1° 1 J. REA (1'40.753)							
Lap	Seg.1	Seg.2	Seg.3	Seg.4	Lap Time	km/h	Local Time
1		27.501	28.174	27.650	285,0	11:37'19.232	
2	22.485	27.123	26.337	26.654	1'42.599	298,3	11:39'01.831
3	22.250	26.402	26.105	26.497	1'41.254	300,8	11:40'43.085
4	22.007	26.346	26.180	26.499	1'41.032	301,7	11:42'24.117
5	22.107	26.236	25.853	26.557	1'40.753	302,5	11:44'04.870
6	22.259	29.105	28.532	40.096	1'59.992CP	289,5	11:46'04.862

2° 54 T. RAZGATLIOGLU (1'41.044)							
Lap	Seg.1	Seg.2	Seg.3	Seg.4	Lap Time	km/h	Local Time
1		29.842	29.323	28.825	269,3	11:32'26.693	
2	24.368	27.605	26.976	27.017	1'45.966	295,1	11:34'12.659
3	23.025	27.571	27.842	27.532	1'45.970	295,9	11:35'58.629
4	22.710	26.732	29.987	26.798	1'46.227	301,7	11:37'44.856
5	22.819	26.774	26.193	26.647	1'42.433	299,2	11:39'27.289
6	22.437	26.692	26.194	26.619	1'41.942	295,1	11:41'09.231
7	22.243	26.435	25.977	26.389	1'41.044	295,1	11:42'50.275
8	24.186	26.448	25.823	26.907	1'43.364	297,5	11:44'33.639
9	22.008	26.335	27.981	46.575	2'02.899CP	295,9	11:46'36.538

3° 33 M. MELANDRI (1'41.271)							
Lap	Seg.1	Seg.2	Seg.3	Seg.4	Lap Time	km/h	Local Time
1		32.324	30.252	29.378	264,7	11:32'19.404	
2	25.330	29.684	29.126	28.247	1'52.387	254,1	11:34'11.791
3	23.639	28.013	27.821	28.080	1'47.553	260,9	11:35'59.344
4	23.412	26.841	26.672	27.278	1'44.203	304,2	11:37'43.547
5	23.031	26.915	26.249	27.038	1'43.233	302,5	11:39'26.780
6	22.840	26.882	26.539	26.994	1'43.255	287,2	11:41'10.035
7	22.517	26.338	25.973	26.509	1'41.337	304,2	11:42'51.372
8	22.466	26.427	25.835	26.543	1'41.271	303,4	11:44'32.643
9	22.485	28.758	34.854	44.322	2'10.419CP	285,0	11:46'43.062

4° 76 L. BAZ (1'41.716)							
Lap	Seg.1	Seg.2	Seg.3	Seg.4	Lap Time	km/h	Local Time
1		30.487	28.730	28.296	248,8	11:32'12.575	
2	23.937	28.359	26.783	27.281	1'46.360	296,7	11:33'58.935
3	23.068	27.525	26.753	27.356	1'44.702	294,3	11:35'43.637
4	22.744	27.471	26.516	26.868	1'43.599CP	297,5	11:37'27.236
5	22.667	27.227	26.137	26.815	1'42.846	296,7	11:39'10.082
6	22.327	26.716	25.984	26.689	1'41.716	297,5	11:40'51.798
7	22.258	26.831	25.991	26.753	1'41.833	298,3	11:42'33.631
8	22.991	26.961	27.401	26.534	1'43.887	297,5	11:44'17.518
9	22.138	26.423	25.958	26.596	1'41.115CP	300,0	11:45'58.633

5° 7 C. DAVIES (1'41.723)							
Lap	Seg.1	Seg.2	Seg.3	Seg.4	Lap Time	km/h	Local Time
1		30.285	28.893	28.244	251,2	11:32'45.880	
2	24.224	30.156	28.958	30.036	1'53.374	292,7	11:34'39.254
3	23.750	28.503	27.135	26.868	1'46.256	288,8	11:36'25.510
4	22.890	27.923	26.341	26.881	1'44.035	296,7	11:38'09.545
5	22.567	27.175	26.044	26.772	1'42.558	301,7	11:39'52.103
6	22.397	28.359	26.290	26.807	1'43.853	300,8	11:41'35.956
7	22.798	26.469	25.984	27.472	1'42.723	301,7	11:43'18.679
8	22.181	26.950	25.778	26.814	1'41.723	303,4	11:45'00.402

6° 32 L. SAVADORI (1'41.781)							
Lap	Seg.1	Seg.2	Seg.3	Seg.4	Lap Time	km/h	Local Time
1		30.552	28.510	28.157	257,8	11:32'15.123	
2	24.549	28.955	27.207	27.548	1'48.259	277,6	11:34'03.382
3	23.560	27.457	26.631	27.608	1'45.256	295,9	11:35'48.638
4	23.205	27.074	26.400	26.874	1'43.553	302,5	11:37'32.191
5	22.835	26.667	26.284	26.749	1'42.535	302,5	11:39'14.726

6	22.597	26.619	26.396	26.670	1'42.282	302,5	11:40'57.008
7	22.609	26.635	26.308	26.928	1'42.480	289,5	11:42'39.488
8	22.466	26.528	26.106	26.681	1'41.781	302,5	11:44'21.269
9	22.364	26.407	28.675	45.631	2'03.077CP	301,7	11:46'24.346

7° 22 A. LOWES (1'41.892)							
Lap	Seg.1	Seg.2	Seg.3	Seg.4	Lap Time	km/h	Local Time
1		35.280	29.103	28.671	243,2	11:32'51.242	
2	23.407	27.890	27.318	27.359	1'45.974	282,0	11:34'37.216
3	22.984	27.131	27.153	27.107	1'44.375	292,7	11:36'21.591
4	22.980	27.215	26.950	26.957	1'44.102	298,3	11:38'05.693
5	22.568	26.622	26.674	26.672	1'42.536	298,3	11:39'48.229
6	22.553	27.468	26.594	26.807	1'43.422	293,5	11:41'31.651
7	22.367	26.597	26.496	26.668	1'42.128	296,7	11:43'13.779
8	22.314	26.568	26.358	26.652	1'41.892	298,3	11:44'55.671
9	22.166	27.206	33.231	44.304	2'06.907CP	229,8	11:47'02.578

8° 50 E. LAVERTY (1'41.952)							
Lap	Seg.1	Seg.2	Seg.3	Seg.4	Lap Time	km/h	Local Time
1		30.312	29.160	28.605	248,8	11:32'13.653	
2	24.344	29.048	27.593	27.975	1'48.960	272,0	11:34'02.613
3	23.347	26.923	27.280	27.438	1'44.988	287,2	11:35'47.601
4	23.158	27.370	26.931	26.905	1'44.364	291,9	11:37'31.965
5	22.717	26.446	26.591	26.622	1'42.376	304,2	11:39'14.341
6	22.707	26.473	26.355	26.745	1'42.280	297,5	11:40'56.621
7	22.499	26.611	26.613	26.784	1'42.507	304,2	11:42'39.128
8	22.508	26.516	26.134	26.794	1'41.952	304,2	11:44'21.080
9	22.322	26.395	34.596	43.133	2'06.446CP	305,9	11:46'27.526

9° 66 T. SYKES (1'42.045)							
Lap	Seg.1	Seg.2	Seg.3	Seg.4	Lap Time	km/h	Local Time
1		31.973	30.701	29.417	266,7	11:33'06.607	
2	27.122	36.663	27.315	27.980	1'59.080	291,1	11:35'05.687
3	23.555	28.356	26.618	27.328	1'45.857	299,2	11:36'51.544
4	22.813	27.514	26.215	26.980	1'43.522	299,2	11:38'35.066
5	23.359	27.766	26.498	27.484	1'45.107	299,2	11:40'20.173
6	22.257	26.858	26.237	26.693	1'42.045	299,2	11:42'02.218
7	22.331	27.068	26.960	27.767	1'44.126	301,7	11:43'46.344
8	22.445	26.581	25.926	26.935	1'41.887CP	301,7	11:45'28.231
9	27.213	28.694	30.102	41.217	2'07.226CP	286,5	11:47'35.457

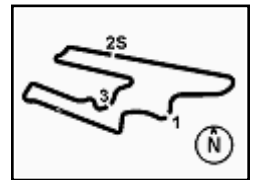
10° 60 M. VAN DER MARK (1'42.115)							
Lap	Seg.1	Seg.2	Seg.3	Seg.4	Lap Time	km/h	Local Time
1		30.397	28.962	27.998	272,7	11:32'16.084	
2	24.006	27.527	27.206	27.445	1'46.184	288,8	11:34'02.268
3	23.144	27.048	27.829	27.435	1'45.456	296,7	11:35'47.724
4	23.162	26.967	26.633	26.949	1'43.711	298,3	11:37'31.435
5	22.600	26.800	26.507	26.743	1'42.650	299,2	11:39'14.085
6	22.712	26.732	26.612	26.766	1'42.822	294,3	11:40'56.907
7	22.562	26.619	26.692	26.865	1'42.738	302,5	11:42'39.645
8	22.550	26.418	26.412	26.735	1'42.115	299,2	11:44'21.760
9	22.169	26.416	28.053	45.046	2'01.684CP	302,5	11:46'23.444

11° 45 J. GAGNE (1'42.181)							
Lap	Seg.1	Seg.2	Seg.3	Seg.4	Lap Time	km/h	Local Time
1		30.595	29.519	28.747	245,5	11:32'15.484	
2	24.480	28.346	27.238	27.578	1'47.642	282,7	11:34'03.126
3	23.367	27.172	26.991	27.492	1'45.022	291,1	11:35'48.148
4	23.211	27.075	27.066	27.001	1'44.353	291,9	11:37'32.501
5	22.899	26.490	26.505	26.784	1'42.678	297,5	11:39'15.179
6	22.594	26.410	26.412	26.765	1'42.181	291,1	11:40'57.360
7	22.588	26.446	26.572	26.916	1'42.522	293,5	11:42'39.882
8	22.528	26.455	26.440	26.814	1'42.237	295,9	11:44'22.119
9	22.287	26.060	28.544	45.108	2'01.999CP	299,2	11:46'24.118

14/10/2018 P = Pits In/Out - C = Lap Time Cancelled

These data/results cannot be reproduced, stored and/or transmitted in whole or in part by any manner of electronic, mechanical, photocopying, recording, broadcasting or otherwise now known or herein after developed without the previous express consent by the copyright owner, except for reproduction in daily press and regular printed publications on sale to the public within 60 days of the event related to those data/results and always provided that copyright symbol appears together as follows below.

© DORNA WSBK ORGANIZATION Srl 2018



MOTUL Argentinian Round, 12 - 14 October 2018

World Superbike - Chronological Analysis Warm Up

San Juan Villicum Circuit 4.276 m

2 / 2

12° 36 L. MERCADO (1'42.461)							
Lap	Seg.1	Seg.2	Seg.3	Seg.4	Lap Time	km/h	Local Time
1		31.296	29.951	29.344		265,4	11:32'18.273
2	23.843	28.340	27.689	27.776	1'47.648	300,0	11:34'05.921
3	23.227	27.306	28.541	27.743	1'46.817	291,9	11:35'52.738
4	22.734	27.329	26.982	27.520	1'44.565	291,9	11:37'37.303
5	22.704	27.428	26.500	27.019	1'43.651	295,1	11:39'20.954
6	22.620	27.364	26.447	27.163	1'43.594	294,3	11:41'04.548
7	22.435	26.930	26.568	26.882	1'42.815	296,7	11:42'47.363
8	22.381	26.776	26.278	1'42.461	294,3	11:44'29.824	
9	25.923	27.491	33.080	42.504	2'08.998CP	295,1	11:46'38.822

13° 12 X. FORES (1'42.643)							
Lap	Seg.1	Seg.2	Seg.3	Seg.4	Lap Time	km/h	Local Time
1		30.663	29.651	29.029		259,6	11:32'41.317
2	24.510	27.831	27.793	28.003	1'48.137	294,3	11:34'29.454
3	23.752	27.360	27.302	27.708	1'46.122	295,1	11:36'15.576
4	23.367	27.215	26.703	27.350	1'44.635	302,5	11:38'00.211
5	22.824	26.591	26.641	27.037	1'43.093	303,4	11:39'43.304
6	22.621	26.586	26.487	26.949	1'42.643	300,8	11:41'25.947
7	27.121	28.260	26.425	26.873	1'48.679	294,3	11:43'14.626
8	22.718	26.825	30.358	30.483	1'50.384	302,5	11:45'05.010
9	31.166	1'03.457	31.685	42.686	2'48.994CP	270,0	11:47'54.004

14° 51 F. MARINO (1'42.777)							
Lap	Seg.1	Seg.2	Seg.3	Seg.4	Lap Time	km/h	Local Time
1		30.914	29.400	28.519		268,0	11:32'16.977
2	23.785	27.990	27.568	27.509	1'46.852	277,6	11:34'03.829
3	23.384	27.480	26.933	27.210	1'45.007	299,2	11:35'48.836
4	23.217	27.171	26.760	27.131	1'44.279	282,0	11:37'33.115
5	22.729	26.724	27.135	27.185	1'43.773	298,3	11:39'16.888
6	22.717	26.838	26.659	27.046	1'43.260	300,0	11:41'00.148
7	22.510	28.326	26.583	27.004	1'44.423	295,1	11:42'44.571
8	22.503	26.683	26.579	27.012	1'42.777	299,2	11:44'27.348
9	22.482	26.613	29.457	42.531	2'01.083CP	299,2	11:46'28.431

15° 2 L. CAMIER (1'43.478)							
Lap	Seg.1	Seg.2	Seg.3	Seg.4	Lap Time	km/h	Local Time
1		31.355	29.409	28.519		254,1	11:32'49.582
2	24.862	28.832	27.624	27.709	1'49.027	278,4	11:34'38.609
3	23.639	28.028	27.056	27.371	1'46.094	293,5	11:36'24.703
4	23.089	29.490	27.139	39.555	1'59.273P	291,9	11:38'23.976
5	2'44.526	27.927	27.013	27.107	4'06.573P	292,7	11:42'30.549
6	23.012	27.355	26.266	26.845	1'43.478	300,0	11:44'14.027
7	22.942	27.113	26.289	40.492	1'56.836CP	301,7	11:46'10.863

16° 77 M. SCHEIB (1'43.636)							
Lap	Seg.1	Seg.2	Seg.3	Seg.4	Lap Time	km/h	Local Time
1		30.336	28.990	28.677		264,1	11:32'13.859
2	24.194	28.823	27.374	27.811	1'48.202	292,7	11:34'02.061
3	23.195	27.676	27.537	28.067	1'46.475	279,8	11:35'48.536
4	23.091	27.387	27.114	27.410	1'45.002	282,0	11:37'33.538
5	22.741	27.051	27.879	27.380	1'45.051	298,3	11:39'18.589
6	22.714	27.181	26.633	27.108	1'43.636	295,9	11:41'02.225
7	22.659	27.057	33.865	27.065	1'50.646	295,1	11:42'52.871
8	22.721	27.137	30.026	28.309	1'48.193	295,1	11:44'41.064
9	22.774	27.639	34.412	45.458	2'10.283CP	295,1	11:46'51.347

17° 16 G. RUIU (1'44.778)							
Lap	Seg.1	Seg.2	Seg.3	Seg.4	Lap Time	km/h	Local Time
1		30.892	30.426	29.492		233,3	11:32'16.946
2	24.823	28.687	28.182	28.272	1'49.964	284,2	11:34'06.910
3	23.970	28.470	28.187	28.180	1'48.807	279,1	11:35'55.717

4	23.914	28.173	27.832	27.863	1'47.782	288,8	11:37'43.499
5	23.586	27.479	26.900	27.241	1'45.206	288,8	11:39'28.705
6	23.143	27.431	26.953	27.251	1'44.778	292,7	11:41'13.483
7	23.008	27.319	27.146	27.340	1'44.813	291,9	11:42'58.296
8	24.260	30.449	28.684	34.644	1'58.037	279,1	11:44'56.333
9	22.793	27.803	32.451	45.597	2'08.644CP	220,0	11:47'04.977

18° 96 J. SMRZ (1'45.202)							
Lap	Seg.1	Seg.2	Seg.3	Seg.4	Lap Time	km/h	Local Time
1		32.342	31.007	31.003		236,8	11:32'22.904
2	25.275	28.678	29.433	28.864	1'52.250	272,0	11:34'15.154
3	23.846	27.747	28.184	27.975	1'47.752	289,5	11:36'02.906
4	23.523	27.710	28.068	27.877	1'47.178	288,0	11:37'50.084
5	23.204	27.250	27.160	27.588	1'45.202	291,1	11:39'35.286
6	23.437	27.345	27.404	27.662	1'45.848	290,3	11:41'21.134
7	23.668	27.476	29.436	34.395	1'54.975	290,3	11:43'16.109
8	23.146	27.897	27.314	27.330	1'45.687	291,1	11:45'01.796
9	22.987	30.783	29.423	42.744	2'05.937CP	243,2	11:47'07.733

19° 40 R. RAMOS (1'47.296)							
Lap	Seg.1	Seg.2	Seg.3	Seg.4	Lap Time	km/h	Local Time
1		32.343	29.959	28.783		260,9	11:32'34.274
2	24.534	30.137	27.797	27.705	1'50.173	288,0	11:34'24.447
3	23.523	28.529	27.514	27.730	1'47.296	288,8	11:36'11.743
4	30.644	31.344	27.224	28.879	1'58.091	289,5	11:38'09.834
5	3'29.214	34.789	31.386	47.191	5'22.580P	248,3	11:43'32.414

14/10/2018 P = Pits In/Out - C = Lap Time Cancelled

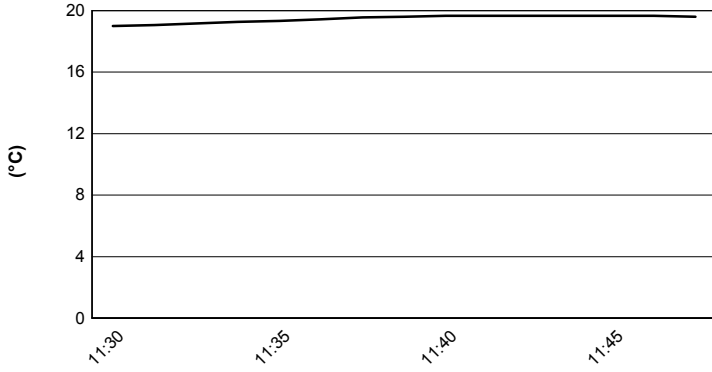
These data/results cannot be reproduced, stored and/or transmitted in whole or in part by any manner of electronic, mechanical, photocopying, recording, broadcasting or otherwise now known or herein after developed without the previous express consent by the copyright owner, except for reproduction in daily press and regular printed publications on sale to the public within 60 days of the event related to those data/results and always provided that copyright symbol appears together as follows below.

© DORNA WSBK ORGANIZATION Srl 2018

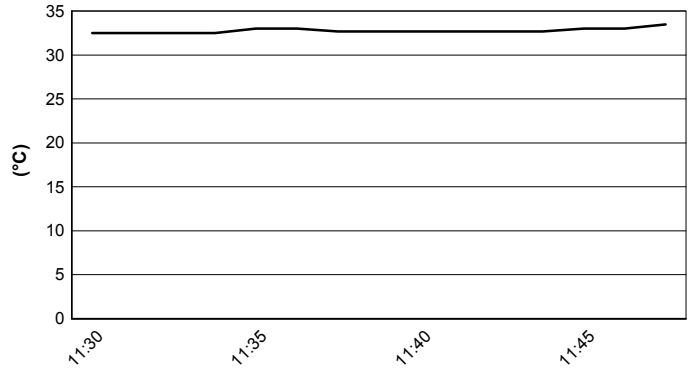
MOTUL Argentinian Round, 12 - 14 October 2018
World Superbike - Weather Report Warm Up
 Session started 11:30 - Session ended 11:48

San Juan Villicum Circuit 4.276 m

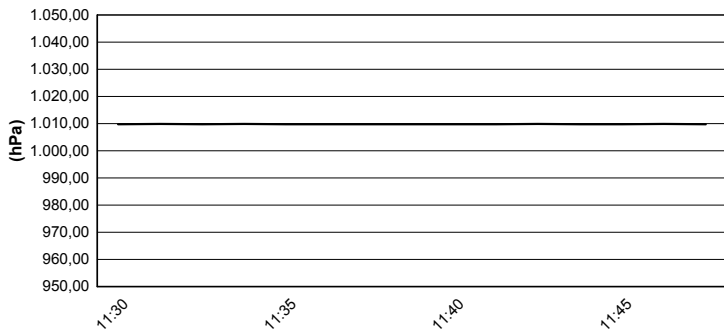
Air Temperature



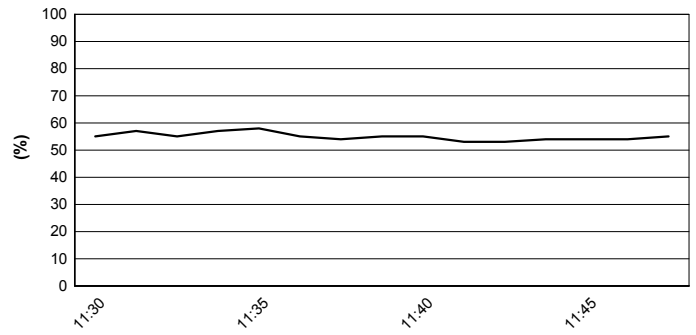
Track Temperature



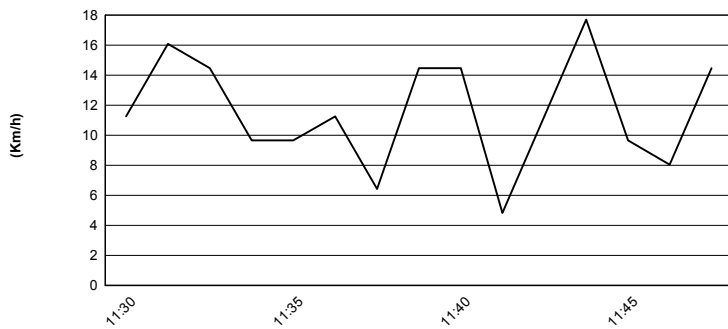
Air Pressure



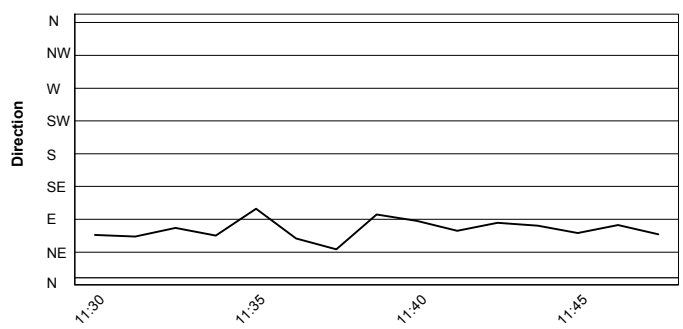
Humidity



Wind Speed



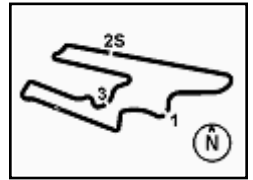
Wind Direction



14/10/2018

These data/results cannot be reproduced, stored and/or transmitted in whole or in part by any manner of electronic, mechanical, photocopying, recording, broadcasting or otherwise now known or herein after developed without the previous express consent by the copyright owner, except for reproduction in daily press and regular printed publications on sale to the public within 60 days of the event related to those data/results and always provided that copyright symbol appears together as follows below.

© DORNA WSBK ORGANIZATION Srl 2018



MOTUL Argentinian Round, 12 - 14 October 2018 World Superbike - Starting Grid - Race 2

San Juan Villicum Circuit 4.276 m

21 Laps x 4,276 km = 89,796 km

Pos	Number	Name	Team	Pos
1	12	FORES X.	Ducati	1
2	22	LOWES A.	Yamaha	2
3	54	RAZGATLIOGLU T.	Kawasaki	3
4	32	SAVADORI L.	Aprilia	4
5	36	MERCADO L.	Kawasaki	5
6	77	SCHEIB M.	MV Agusta	6
7	16	RUIU G.	Kawasaki	7
8	33	MELANDRI M.	Ducati	
9	1	REA J.	Kawasaki	
10	7	DAVIES C.	Ducati	
11	40	RAMOS R.	Kawasaki	
12	2	CAMIER L.	Honda	
13	45	GAGNE J.	Honda	
14	51	MARINO F.	Honda	
15	60	VAN DER MARK M.	Yamaha	
16	66	SYKES T.	Kawasaki	
17	50	LAVERTY E.	Aprilia	
18	96	SMRZ J.	Yamaha	
19	76	BAZ L.	BMW	

14/10/2018 Jury President

These data/results cannot be reproduced, stored and/or transmitted in whole or in part by any manner of electronic, mechanical, photocopying, recording, broadcasting or otherwise now known or herein after developed without the previous express consent by the copyright owner, except for reproduction in daily press and regular printed publications on sale to the public within 60 days of the event related to those data/results and always provided that copyright symbol appears together as follows below.

© DORNA WSBK ORGANIZATION Srl 2018

FKR PERUGIA TIMING



Official Tyre Supplier



Official Timekeeper