

MOTUL Argentinian Round, 12 - 14 October 2018

World Supersport - Results Race

San Juan Villicum Circuit 4.276 m

Laps 19 = 81,244 Km - Time of Race 33'07.991 - Avg. 147,123 km/h

1 / 2

Pos	Race	Grid	No. Rider	Nat	Team	Bike	LL	Gap	Fastest Lap	Speed	Qualifying		Ranking		
											Time	Speed	R	Tot	Pos
1	4	16	J. CLUZEL	FRA	NRT	Yamaha YZF R6	19		1'43.943	268,0	1'43.485	263,4	25	183	2
2	3	11	S. CORTESE	GER	Kallio Racing	Yamaha YZF R6	19	0.240	1'43.818	273,4	1'43.399	266,7	20	189	1
3	1	144	L. MAHIAS	FRA	GRT Yamaha Official WorldSSP Team	Yamaha YZF R6	19	3.702	1'44.155	267,3	1'43.026	264,1	16	135	4
4	5	36	T. GRADINGER	AUT	NRT	Yamaha YZF R6	19	8.310	1'44.223	272,7	1'43.583	264,7	13	74	8
5	7	6	C. PEROLARI	FRA	GMT94 Yamaha	Yamaha YZF R6	19	9.522	1'44.638	266,7	1'44.076	260,2	11	26	17
6	6	21	R. KRUMMENACHER	SUI	BARDAHL Evan Bros. WorldSSP Team	Yamaha YZF R6	19	9.561	1'44.284	272,0	1'43.976	264,7	10	150	3
7	8	111	K. SMITH	GBR	CIA Landlord Insurance Honda	Honda CBR600RR	19	16.720	1'45.034	267,3	1'44.356	256,5	9	76	7
8	16	78	H. OKUBO	JPN	Kawasaki Puccetti Racing	Kawasaki ZX-6R	19	29.187	1'45.364	268,0	1'45.328	261,5	8	40	12
9	14	98	H. BARBERA	ESP	Kawasaki Puccetti Racing	Kawasaki ZX-6R	19	29.328	1'44.886	270,0	1'44.816	266,7	7	19	18
10	10	84	L. CRESSON	BEL	Kallio Racing	Yamaha YZF R6	19	30.323	1'45.559	271,4	1'44.523	268,7	6	36	14
11	13	86	A. BADOVINI	ITA	MV Agusta Reparto Corse by Vamag	MV Agusta F3 675	19	32.552	1'45.316	261,5	1'44.802	257,1	5	45	11
12	12	81	L. STAPLEFORD	GBR	Profile Racing	Yamaha YZF R6	19	34.299	1'45.162	264,7	1'44.846	260,9	4	57	9
13	9	38	H. SOOMER	EST	Racedays	Honda CBR600RR	19	37.210	1'45.422	267,3	1'44.505	261,5	3	30	15
14	15	88	C. STANGE	GER	Team GoEleven Kawasaki	Kawasaki ZX-6R	19	39.242	1'45.591	263,4	1'45.239	257,1	2	4	28
15	17	56	P. SEBESTYEN	HUN	CIA Landlord Insurance Honda	Honda CBR600RR	19	42.604	1'45.887	266,0	1'45.900	259,6	1	3	31
16	20	34	J. ITURRIOZ	ARG	Team GoEleven Kawasaki	Kawasaki ZX-6R	19	52.395	1'46.092	258,4	1'46.710	247,7			
17	19	49	S. HORNSEY	GBR	Profile Racing	Triumph Daytona 675	19	1'02.229	1'46.968	255,9	1'46.482	248,3	1	36	
18	18	74	J. VAN SIKKELERUS	NED	GEMAR Team Lorini	Honda CBR600RR	19	1'06.312	1'46.799	258,4	1'46.274	253,5	3	29	
19	22	12	A. MURLEY	GBR	GEMAR Team Lorini	Honda CBR600RR	19	1'45.814	1'48.740	250,6	1'48.460	249,4			
20	21	10	N. CALERO	ESP	Orelac Racing VerdNatura	Kawasaki ZX-6R	19	1'49.526	1'48.816	259,0	1'47.878	255,3			
-----Not Classified-----															
RET	11	3	R. DE ROSA	ITA	MV Agusta Reparto Corse by Vamag	MV Agusta F3 675	5	14 Laps	1'44.964	264,7	1'44.699	255,3	128	6	
RET	23	51	G. VAN STRAALLEN	NED	EAB antwest Racing	Kawasaki ZX-6R	3	16 Laps	1'47.325	265,4					
RET	2	64	F. CARICASULO	ITA	GRT Yamaha Official WorldSSP Team	Yamaha YZF R6	1	18 Laps		197,4	1'43.328	262,8	132	5	

AIR	Humidity:	40%	Temp:	23°C
TRACK	Condition:	Dry	Temp:	44°C

Records	Pole (SP2)	2018	L.Mahias	1'43.026	149,41 Km/h
	Circuit (SP2)	2018	L.Mahias	1'43.026	149,41 Km/h
Race Fastest Lap	(New Record)	Lap 17	S.Cortese	1'43.818	148,27 Km/h

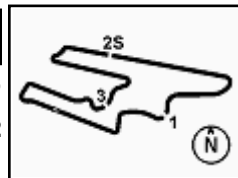
LAP LEADERS				
No. Rider	From	To	Laps	Total
16 J. CLUZEL	1	19	19	19

TOTAL LEADER LAPS	
No. Rider	Laps
16 J. CLUZEL	110
144 L. MAHIAS	29
11 S. CORTESE	24
64 F. CARICASULO	18
21 R. KRUMMENACHER	5

Start 14:30 End 15:05 The results are provisional until the end of the time limit for protests and appeals and the completion of the technical checks.

14/10/2018 14:30 15:05 These data/results cannot be reproduced, stored and/or transmitted in whole or in part by any manner of electronic, mechanical, photocopying, recording, broadcasting or otherwise now known or herein after developed without the previous express consent by the copyright owner, except for reproduction in daily press and regular printed publications on sale to the public within 60 days of the event related to those data/results and always provided that copyright symbol appears together as follows below.

© DORNA WSBK ORGANIZATION Srl 2018



MOTUL Argentinian Round, 12 - 14 October 2018

World Supersport - Results Race

Race Highlights

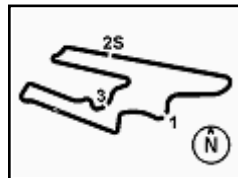
Time	No. Rider	Description
14.27.58		Warm-up Lap Start
14.30.48		Start
14.31.09	64 Caricasulo	Crashed - Turn 2
14.31.26	64 Caricasulo	Re-joined
14.32.24		No Jump Start
14.33.16	64 Caricasulo	Entered Pits
14.34.13	64 Caricasulo	Retired
14.37.02	51 van Straalen	Crashed - Turn 7
14.37.20	51 van Straalen	Out
14.40.39	3 De Rosa	Technical Problem - Turn 8
14.41.34	3 De Rosa	Out
15.02.01	98 Barbera	Under Investigation for track limits
15.04.09		World Supersport Pirelli Best Lap Award Winner: Sandro Cortese
15.04.46	98 Barbera	No Further Action
15.05.46		End Of Session

Start End The results are provisional until the end of the time limit for protests and appeals
14/10/2018 14:30 15:05 and the completion of the technical checks.

These data/results cannot be reproduced, stored and/or transmitted in whole or in part by any manner of electronic, mechanical, photocopying, recording, broadcasting or otherwise now known or herein after developed without the previous express consent by the copyright owner, except for reproduction in daily press and regular printed publications on sale to the public within 60 days of the event related to those data/results and always provided that copyright symbol appears together as follows below.

© DORNA WSBK ORGANIZATION Srl 2018





MOTUL Argentinian Round, 12 - 14 October 2018

World Supersport - Lap Chart Race

		Lap																	
	1	2	3	4	5	6	7	8	9	10	11	12	13	14	15	16	17	18	19
1	16	16	16	16	16	16	16	16	16	16	16	16	16	16	16	16	16	16	16
2	144	144	144	144	144	144	144	144	144	144	144	144	144	144	11	11	11	11	11
3	6	6	6	6	6	6	11	11	11	11	11	11	11	11	144	144	144	144	144
4	11	11	11	11	11	11	6	6	6	6	36	36	36	36	36	36	36	36	36
5	111	36	36	36	36	36	36	36	36	36	6	6	6	6	6	6	6	6	6
6	36	111	111	111	111	111	21	21	21	21	21	21	21	21	21	21	21	21	21
7	3	3	3	3	3	21	111	111	111	111	111	111	111	111	111	111	111	111	111
8	21	21	21	21	21	84	84	84	84	84	84	84	84	84	84	84	84	84	78
9	84	84	84	84	84	86	78	78	78	78	78	78	78	78	78	78	78	78	98
10	86	86	86	86	86	78	86	86	86	86	86	86	86	86	86	86	98	98	84
11	38	78	78	78	78	98	98	98	98	98	98	98	98	98	98	98	86	86	86
12	34	38	81	81	81	38	38	81	81	81	81	81	81	81	81	81	81	81	81
13	81	34	38	38	38	81	81	38	38	38	38	38	38	88	38	38	38	38	38
14	88	81	34	98	98	88	88	88	88	88	88	88	88	88	38	88	88	88	88
15	78	88	98	88	88	56	56	56	56	56	56	56	56	56	56	56	56	56	56
16	98	98	88	34	34	34	34	34	34	34	34	34	34	34	34	34	34	34	34
17	56	51	51	56	56	49	49	49	49	49	49	49	49	49	49	49	49	49	49
18	51	56	56	74	74	74	74	74	74	74	74	74	74	74	74	74	74	74	74
19	49	49	49	49	49	12	10	12	12	10	10	12	12	10	10	10	10	12	12
20	74	74	74	12	12	10	12	10	10	12	12	10	10	12	12	12	10	10	10
21	10	10	10	10	10														
22	12	12	12																
23	64																		

Final Result		
1	16 J. CLUZEL	Laps 19
2	11 S. CORTESE	0.240
3	144 L. MAHIAS	3.702
4	36 T. GRADINGER	8.310
5	6 C. PEROLARI	9.522
6	21 R. KRUMMENACHER	9.561
7	111 K. SMITH	16.720
8	78 H. OKUBO	29.187
9	98 H. BARBERA	29.328
10	84 L. CRESSON	30.323
11	86 A. BADOVINI	32.552
12	81 L. STAPLEFORD	34.299
13	38 H. SOOMER	37.210
14	88 C. STANGE	39.242
15	56 P. SEBESTYEN	42.604
16	34 J. ITURRIOZ	52.395
17	49 S. HORNSEY	1'02.229
18	74 J. VAN SIKKELERUS	1'06.312
19	12 A. MURLEY	1'45.814
20	10 N. CALERO	1'49.526
RET	3 R. DE ROSA	14 Laps
RET	51 G. VAN STRALEN	16 Laps
RET	64 F. CARICASULO	18 Laps

14/10/2018

These data/results cannot be reproduced, stored and/or transmitted in whole or in part by any manner of electronic, mechanical, photocopying, recording, broadcasting or otherwise now known or herein after developed without the previous express consent by the copyright owner, except for reproduction in daily press and regular printed publications on sale to the public within 60 days of the event related to those data/results and always provided that copyright symbol appears together as follows below.

© DORNA WSBK ORGANIZATION Srl 2018

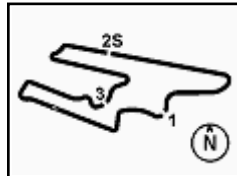
FCR PERUGIA TIMING



Official Tyre Supplier



Official Timekeeper



MOTUL Argentinian Round, 12 - 14 October 2018

World Supersport - Lap Chart Race

San Juan Villicum Circuit 4.276 m

2 / 4

Lap 1

1	16	J.Cluzel	14:32'31.624
2	144	L.Mahias	0.156
3	6	C.Perolari	0.360
4	11	S.Cortese	1.100
5	111	K.Smith	1.333
6	36	T.Gradinger	1.562
7	3	R.De Rosa	2.452
8	21	R.Krummenacher	2.799
9	84	L.Cresson	3.194
10	86	A.Badovini	3.395
11	38	H.Soomer	3.758
12	34	J.Iturrioz	4.353
13	81	L.Stapleford	4.477
14	88	C.Stange	4.672
15	78	H.Okubo	4.932
16	98	H.Barbera	5.086
17	56	P.Sebestyen	5.471
18	51	G.van Straalen	5.817
19	49	S.Hornsey	6.158
20	74	J.van Sikkelerus	6.380
21	10	N.Calero	7.176
22	12	A.Murley	7.811
23	64	F.Caricasulo	1'00.769

1	16	J.Cluzel	14:37'46.773
2	144	L.Mahias	0.205
3	6	C.Perolari	0.372
4	11	S.Cortese	1.216
5	36	T.Gradinger	2.017
6	111	K.Smith	2.672
7	3	R.De Rosa	3.565
8	21	R.Krummenacher	3.867
9	84	L.Cresson	5.324
10	86	A.Badovini	6.704
11	78	H.Okubo	8.891
12	81	L.Stapleford	10.522
13	38	H.Soomer	10.960
14	98	H.Barbera	11.211
15	88	C.Stange	12.064
16	34	J.Iturrioz	12.627
17	56	P.Sebestyen	13.141
18	74	J.van Sikkelerus	14.814
19	49	S.Hornsey	15.277
20	12	A.Murley	20.682
21	10	N.Calero	21.645

Lap 5

1	16	J.Cluzel	14:39'31.470
2	144	L.Mahias	0.120
3	6	C.Perolari	0.417
4	11	S.Cortese	0.892
5	36	T.Gradinger	1.939
6	111	K.Smith	3.198
7	3	R.De Rosa	3.832
8	21	R.Krummenacher	4.354
9	84	L.Cresson	6.406
10	86	A.Badovini	7.785
11	78	H.Okubo	9.829
12	81	L.Stapleford	11.787
13	38	H.Soomer	12.063
14	98	H.Barbera	12.282
15	88	C.Stange	13.518
16	34	J.Iturrioz	15.130
17	56	P.Sebestyen	15.289
18	74	J.van Sikkelerus	17.169
19	49	S.Hornsey	17.796
20	12	A.Murley	25.191
21	10	N.Calero	25.764

Lap 6

1	16	J.Cluzel	14:41'16.281
2	144	L.Mahias	0.079
3	6	C.Perolari	0.384
4	11	S.Cortese	0.744
5	36	T.Gradinger	2.442
6	111	K.Smith	3.499
7	21	R.Krummenacher	4.307
8	84	L.Cresson	7.636
9	86	A.Badovini	10.267
10	78	H.Okubo	10.503
11	98	H.Barbera	14.176
12	38	H.Soomer	14.306
13	81	L.Stapleford	14.640
14	88	C.Stange	14.884
15	56	P.Sebestyen	17.072
16	34	J.Iturrioz	17.900
17	49	S.Hornsey	20.101
18	74	J.van Sikkelerus	21.474
19	12	A.Murley	29.836
20	10	N.Calero	30.484

Lap 7

1	16	J.Cluzel	14:43'00.854
2	144	L.Mahias	0.228
3	11	S.Cortese	0.624
4	6	C.Perolari	0.914
5	36	T.Gradinger	2.432
6	21	R.Krummenacher	4.365
7	111	K.Smith	4.692

8	84	L.Cresson	9.178
9	78	H.Okubo	11.793
10	86	A.Badovini	12.155
11	98	H.Barbera	15.740
12	38	H.Soomer	16.248
13	81	L.Stapleford	16.846
14	88	C.Stange	17.151
15	56	P.Sebestyen	18.623
16	34	J.Iturrioz	19.419
17	49	S.Hornsey	22.502
18	74	J.van Sikkelerus	24.374
19	10	N.Calero	36.022
20	12	A.Murley	36.421

Lap 8

1	16	J.Cluzel	14:44'45.235
2	144	L.Mahias	0.127
3	11	S.Cortese	0.778
4	6	C.Perolari	1.311
5	36	T.Gradinger	2.504
6	21	R.Krummenacher	4.753
7	111	K.Smith	5.574
8	84	L.Cresson	11.003
9	78	H.Okubo	12.825
10	86	A.Badovini	13.520
11	98	H.Barbera	16.838
12	81	L.Stapleford	18.079
13	38	H.Soomer	18.324
14	88	C.Stange	18.675
15	56	P.Sebestyen	20.129
16	34	J.Iturrioz	21.476
17	49	S.Hornsey	26.614
18	74	J.van Sikkelerus	27.890
19	12	A.Murley	41.656
20	10	N.Calero	42.250

Lap 9

1	16	J.Cluzel	14:46'29.516
2	144	L.Mahias	0.205
3	11	S.Cortese	0.728
4	6	C.Perolari	2.089
5	36	T.Gradinger	2.582
6	21	R.Krummenacher	5.192
7	111	K.Smith	6.456
8	84	L.Cresson	12.281
9	78	H.Okubo	13.992
10	86	A.Badovini	15.131
11	98	H.Barbera	18.367
12	81	L.Stapleford	19.220
13	38	H.Soomer	19.578
14	88	C.Stange	20.402
15	56	P.Sebestyen	22.366
16	34	J.Iturrioz	23.638
17	49	S.Hornsey	30.346
18	74	J.van Sikkelerus	31.189
19	12	A.Murley	47.515
20	10	N.Calero	47.673

Lap 10

1	16	J.Cluzel	14:48'13.861
2	144	L.Mahias	0.174
3	11	S.Cortese	0.653
4	6	C.Perolari	3.043
5	36	T.Gradinger	3.220
6	21	R.Krummenacher	5.458
7	111	K.Smith	7.355
8	84	L.Cresson	13.884
9	78	H.Okubo	15.136
10	86	A.Badovini	16.102
11	98	H.Barbera	19.376
12	81	L.Stapleford	20.701
13	38	H.Soomer	21.029
14	88	C.Stange	22.109
15	56	P.Sebestyen	24.168
16	34	J.Iturrioz	26.346

Lap 11

1	16	J.Cluzel	14:49'58.151
2	144	L.Mahias	0.314
3	11	S.Cortese	0.812
4	36	T.Gradinger	4.119
5	6	C.Perolari	4.285
6	21	R.Krummenacher	5.452
7	111	K.Smith	8.118
8	84	L.Cresson	15.318
9	78	H.Okubo	16.273
10	86	A.Badovini	18.418
11	98	H.Barbera	20.340
12	81	L.Stapleford	21.951
13	38	H.Soomer	23.674
14	88	C.Stange	23.953
15	56	P.Sebestyen	25.886
16	34	J.Iturrioz	28.557
17	49	S.Hornsey	36.740
18	74	J.van Sikkelerus	40.889
19	10	N.Calero	59.618
20	12	A.Murley	59.978

Lap 12

1	16	J.Cluzel	14:51'42.582
2	144	L.Mahias	0.170
3	11	S.Cortese	0.568
4	36	T.Gradinger	4.432
5	6	C.Perolari	4.765
6	21	R.Krummenacher	5.939
7	111	K.Smith	9.114
8	84	L.Cresson	16.502
9	78	H.Okubo	17.788
10	86	A.Badovini	19.841
11	98	H.Barbera	21.160
12	81	L.Stapleford	24.819
13	38	H.Soomer	25.171
14	88	C.Stange	25.426
15	56	P.Sebestyen	27.493
16	34	J.Iturrioz	31.154
17	49	S.Hornsey	40.084
18	74	J.van Sikkelerus	44.071
19	12	A.Murley	1'06.207
20	10	N.Calero	1'06.618

Lap 13

1	16	J.Cluzel	14:53'26.796
2	144	L.Mahias	0.443
3	11	S.Cortese	0.845
4	36	T.Gradinger	4.882
5	6	C.Perolari	5.221
6	21	R.Krummenacher	6.055
7	111	K.Smith	10.170
8	84	L.Cresson	18.057
9	78	H.Okubo	19.051
10	86	A.Badovini	21.545
11	98	H.Barbera	21.871
12	81	L.Stapleford	26.606
13	38	H.Soomer	26.973
14	88	C.Stange	27.072
15	56	P.Sebestyen	29.215
16	34	J.Iturrioz	33.989
17	49	S.Hornsey	43.228
18	74	J.van Sikkelerus	46.974
19	12	A.Murley	1'12.122
20	10	N.Calero	1'12.666

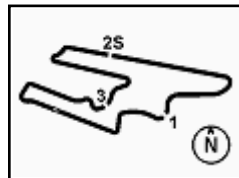
Lap 14

1	16	J.Cluzel	14:55'10.915
2	144	L.Mahias	0.479

14/10/2018

These data/results cannot be reproduced, stored and/or transmitted in whole or in part by any manner of electronic, mechanical, photocopying, recording, broadcasting or otherwise now known or herein after developed without the previous express consent by the copyright owner, except for reproduction in daily press and regular printed publications on sale to the public within 60 days of the event related to those data/results and always provided that copyright symbol appears together as follows below.

© DORNA WSBK ORGANIZATION Srl 2018



MOTUL Argentinian Round, 12 - 14 October 2018

World Supersport - Lap Chart Race

3	11	S.Cortese	0.973	12	81	L.Stapleford	31.469
4	36	T.Gradinger	5.147	13	38	H.Soomer	34.357
5	6	C.Perolari	5.740	14	88	C.Stange	34.798
6	21	R.Krummenacher	6.386	15	56	P.Sebestyen	38.215
7	111	K.Smith	11.152	16	34	J.Iturrioz	44.847
8	84	L.Cresson	19.691	17	49	S.Hornsey	55.407
9	78	H.Okubo	20.296	18	74	J.van Sikkelerus	58.259
10	86	A.Badovini	23.108	19	10	N.Calero	1'34.495
11	98	H.Barbera	23.713	20	12	A.Murley	1'34.959
12	81	L.Stapleford	27.764				
13	88	C.Stange	29.401				
14	38	H.Soomer	29.813				
15	56	P.Sebestyen	32.231				
16	34	J.Iturrioz	36.512				
17	49	S.Hornsey	46.338				
18	74	J.van Sikkelerus	49.785				
19	10	N.Calero	1'18.374				
20	12	A.Murley	1'18.845				

Lap 18

1	16	J.Cluzel	15:02'07.345
2	11	S.Cortese	0.348
3	144	L.Mahias	3.201
4	36	T.Gradinger	7.517
5	6	C.Perolari	8.401
6	21	R.Krummenacher	8.648
7	111	K.Smith	15.556
8	84	L.Cresson	26.596
9	78	H.Okubo	26.817
10	98	H.Barbera	27.728
11	86	A.Badovini	29.221
12	81	L.Stapleford	32.460
13	38	H.Soomer	35.752
14	88	C.Stange	36.904
15	56	P.Sebestyen	40.252
16	34	J.Iturrioz	49.014
17	49	S.Hornsey	58.337
18	74	J.van Sikkelerus	1'01.289
19	12	A.Murley	1'39.892
20	10	N.Calero	1'43.140

Lap 19

1	16	J.Cluzel	15:03'51.526
2	11	S.Cortese	0.240
3	144	L.Mahias	3.702
4	36	T.Gradinger	8.310
5	6	C.Perolari	9.522
6	21	R.Krummenacher	9.561
7	111	K.Smith	16.720
8	78	H.Okubo	29.187
9	98	H.Barbera	29.328
10	84	L.Cresson	30.323
11	86	A.Badovini	32.552
12	81	L.Stapleford	34.299
13	38	H.Soomer	37.210
14	88	C.Stange	39.242
15	56	P.Sebestyen	42.604
16	34	J.Iturrioz	52.395
17	49	S.Hornsey	1'02.229
18	74	J.van Sikkelerus	1'06.312
19	12	A.Murley	1'45.814
20	10	N.Calero	1'49.526

Lap 15

1	16	J.Cluzel	14:56'55.065
2	11	S.Cortese	0.974
3	144	L.Mahias	1.543
4	36	T.Gradinger	5.631
5	6	C.Perolari	6.298
6	21	R.Krummenacher	6.551
7	111	K.Smith	12.455
8	84	L.Cresson	21.293
9	78	H.Okubo	21.898
10	86	A.Badovini	24.369
11	98	H.Barbera	25.273
12	81	L.Stapleford	28.786
13	38	H.Soomer	31.284
14	88	C.Stange	31.426
15	56	P.Sebestyen	33.978
16	34	J.Iturrioz	39.407
17	49	S.Hornsey	49.412
18	74	J.van Sikkelerus	52.739
19	10	N.Calero	1'23.641
20	12	A.Murley	1'24.455

Lap 16

1	16	J.Cluzel	14:58'39.231
2	11	S.Cortese	0.731
3	144	L.Mahias	1.618
4	36	T.Gradinger	5.688
5	6	C.Perolari	6.864
6	21	R.Krummenacher	7.196
7	111	K.Smith	13.584
8	84	L.Cresson	22.899
9	78	H.Okubo	23.644
10	86	A.Badovini	25.584
11	98	H.Barbera	25.993
12	81	L.Stapleford	30.198
13	38	H.Soomer	32.878
14	88	C.Stange	33.150
15	56	P.Sebestyen	36.167
16	34	J.Iturrioz	41.933
17	49	S.Hornsey	52.382
18	74	J.van Sikkelerus	55.403
19	10	N.Calero	1'29.490
20	12	A.Murley	1'30.162

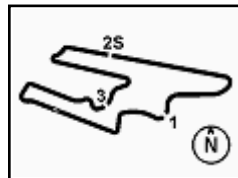
Lap 17

1	16	J.Cluzel	15:00'23.174
2	11	S.Cortese	0.606
3	144	L.Mahias	2.583
4	36	T.Gradinger	6.850
5	6	C.Perolari	7.933
6	21	R.Krummenacher	8.109
7	111	K.Smith	14.693
8	84	L.Cresson	24.629
9	78	H.Okubo	25.143
10	98	H.Barbera	26.946
11	86	A.Badovini	27.448

14/10/2018

These data/results cannot be reproduced, stored and/or transmitted in whole or in part by any manner of electronic, mechanical, photocopying, recording, broadcasting or otherwise now known or herein after developed without the previous express consent by the copyright owner, except for reproduction in daily press and regular printed publications on sale to the public within 60 days of the event related to those data/results and always provided that copyright symbol appears together as follows below.

© DORNA WSBK ORGANIZATION Srl 2018



MOTUL Argentinian Round, 12 - 14 October 2018

World Supersport - Lap Chart Race

San Juan Villicum Circuit 4.276 m

4 / 4

Race Pace Comparison

	16 Clu	11 Cor	144 Mah	36 Gra	6 Per	21 Kru	111 Smi	78 Oku	98 Bar	84 Cre	86 Bad	81 Sta	38 Soo	88 Stg
1	1'48.089	1'49.189	1'48.245	1'49.651	1'48.449	1'50.888	1'49.422	1'53.021	1'53.175	1'51.283	1'51.484	1'52.566	1'51.847	1'52.761
2	1'45.253	1'45.190	1'45.374	1'45.122	1'45.342	1'45.376	1'45.493	1'47.174	1'48.299	1'45.808	1'46.224	1'48.592	1'49.004	1'48.611
3	1'45.115	1'45.153	1'45.025	1'45.168	1'45.056	1'45.000	1'45.529	1'46.003	1'47.026	1'45.795	1'45.986	1'46.586	1'47.460	1'47.513
4	1'44.781	1'44.922	1'44.799	1'45.314	1'44.763	1'45.841	1'45.466	1'45.931	1'45.949	1'45.676	1'46.248	1'46.016	1'45.887	1'46.417
5	1'44.697	1'44.373	1'44.612	1'44.619	1'44.742	1'45.184	1'45.223	1'45.635	1'45.768	1'45.779	1'45.778	1'45.962	1'45.800	1'46.151
6	1'44.811	1'44.663	1'44.770	1'45.314	1'44.778	1'44.764	1'45.112	1'45.485	1'46.705	1'46.041	1'47.293	1'47.664	1'47.054	1'46.177
7	1'44.573	1'44.453	1'44.722	1'44.563	1'45.103	1'44.631	1'45.766	1'45.863	1'46.137	1'46.115	1'46.461	1'46.779	1'46.515	1'46.840
8	1'44.381	1'44.535	1'44.280	1'44.453	1'44.778	1'44.769	1'45.263	1'45.413	1'45.479	1'46.206	1'45.746	1'45.614	1'46.457	1'45.905
9	1'44.281	1'44.231	1'44.359	1'44.359	1'45.059	1'44.720	1'45.163	1'45.448	1'45.810	1'45.559	1'45.892	1'45.422	1'45.535	1'46.008
10	1'44.345	1'44.270	1'44.314	1'44.983	1'45.299	1'44.611	1'45.244	1'45.489	1'45.354	1'45.948	1'45.316	1'45.826	1'45.796	1'46.052
11	1'44.290	1'44.449	1'44.430	1'45.189	1'45.532	1'44.284	1'45.053	1'45.427	1'45.254	1'45.724	1'46.606	1'45.540	1'46.935	1'46.134
12	1'44.431	1'44.187	1'44.287	1'44.744	1'44.911	1'44.918	1'45.427	1'45.946	1'45.251	1'45.615	1'45.854	1'47.299	1'45.928	1'45.904
13	1'44.214	1'44.491	1'44.487	1'44.664	1'44.670	1'44.330	1'45.270	1'45.477	1'44.925	1'45.769	1'45.918	1'46.001	1'46.016	1'45.860
14	1'44.119	1'44.247	1'44.155	1'44.384	1'44.638	1'44.450	1'45.101	1'45.364	1'45.961	1'45.753	1'45.682	1'45.277	1'46.959	1'46.448
15	1'44.150	1'44.151	1'45.214	1'44.634	1'44.708	1'44.315	1'45.453	1'45.752	1'45.710	1'45.752	1'45.411	1'45.172	1'45.621	1'46.175
16	1'44.166	1'43.923	1'44.241	1'44.223	1'44.732	1'44.811	1'45.295	1'45.912	1'44.886	1'45.772	1'45.381	1'45.578	1'45.760	1'45.890
17	1'43.943	1'43.818	1'44.908	1'45.105	1'45.012	1'44.856	1'45.052	1'45.442	1'44.896	1'45.673	1'45.807	1'45.214	1'45.422	1'45.591
18	1'44.171	1'43.913	1'44.789	1'44.838	1'44.639	1'44.710	1'45.034	1'45.845	1'44.953	1'46.138	1'45.944	1'45.162	1'45.566	1'46.277
19	1'44.181	1'44.073	1'44.682	1'44.974	1'45.302	1'45.094	1'45.345	1'46.551	1'45.781	1'47.908	1'47.512	1'46.020	1'45.639	1'46.519

	56 Seb	34 Itu	49 Hor	74 vSk	12 Mur	10 Cal	3 DeR	51 vSt	64 Car
1	1'53.560	1'52.442	1'54.247	1'54.469	1'55.900	1'55.265	1'50.541	1'53.906	2'48.858
2	1'48.738	1'48.494	1'48.707	1'48.623	1'49.539	1'48.984	1'45.209	1'48.168	
3	1'47.516	1'47.536	1'47.582	1'47.598	1'49.455	1'48.914	1'45.227	1'47.325	
4	1'46.565	1'47.393	1'47.979	1'47.362	1'49.026	1'51.720	1'45.826		
5	1'46.845	1'47.200	1'47.216	1'47.052	1'49.206	1'48.816	1'44.964		
6	1'46.594	1'47.581	1'47.116	1'49.116	1'49.456	1'49.531			
7	1'46.124	1'46.092	1'46.974	1'47.473	1'51.158	1'50.111			
8	1'45.887	1'46.438	1'48.493	1'47.897	1'49.616	1'50.609			
9	1'46.518	1'46.443	1'48.013	1'47.580	1'50.140	1'49.704			
10	1'46.147	1'47.053	1'47.523	1'50.787	1'51.155	1'50.321			
11	1'46.008	1'46.501	1'47.506	1'47.548	1'49.943	1'50.259			
12	1'46.038	1'47.028	1'47.775	1'47.613	1'50.660	1'51.431			
13	1'45.936	1'47.049	1'47.358	1'47.117	1'50.129	1'50.262			
14	1'47.135	1'46.642	1'47.229	1'46.930	1'50.842	1'49.827			
15	1'45.897	1'47.045	1'47.224	1'47.104	1'49.760	1'49.417			
16	1'46.355	1'46.692	1'47.136	1'46.830	1'49.873	1'50.015			
17	1'45.991	1'46.857	1'46.968	1'46.799	1'48.740	1'48.948			
18	1'46.208	1'48.338	1'47.101	1'47.201	1'49.104	1'52.816			
19	1'46.533	1'47.562	1'48.073	1'49.204	1'50.103	1'50.567			

14/10/2018

These data/results cannot be reproduced, stored and/or transmitted in whole or in part by any manner of electronic, mechanical, photocopying, recording, broadcasting or otherwise now known or herein after developed without the previous express consent by the copyright owner, except for reproduction in daily press and regular printed publications on sale to the public within 60 days of the event related to those data/results and always provided that copyright symbol appears together as follows below.

© DORNA WSBK ORGANIZATION Srl 2018

FCR PERUGIA TIMING



Official Tyre Supplier



Official Timekeeper

MOTUL Argentinian Round, 12 - 14 October 2018
World Supersport - Best Sectors & Speed Race

San Juan Villicum Circuit 4.276 m

RESULTS

1	16 J. CLUZEL	Yamaha YZF R6	Laps 19
2	11 S. CORTESE	Yamaha YZF R6	0.240
3	144 L. MAHIAS	Yamaha YZF R6	3.702
4	36 T. GRADINGER	Yamaha YZF R6	8.310
5	6 C. PEROLARI	Yamaha YZF R6	9.522
6	21 R. KRUMMENACHER	Yamaha YZF R6	9.561
7	111 K. SMITH	Honda CBR600RR	16.720
8	78 H. OKUBO	Kawasaki ZX-6R	29.187
9	98 H. BARBERA	Kawasaki ZX-6R	29.328
10	84 L. CRESSON	Yamaha YZF R6	30.323
11	86 A. BADOVINI	MV Agusta F3 675	32.552
12	81 L. STAPLEFORD	Yamaha YZF R6	34.299
13	38 H. SOOMER	Honda CBR600RR	37.210
14	88 C. STANGE	Kawasaki ZX-6R	39.242
15	56 P. SEBESTYEN	Honda CBR600RR	42.604
16	34 J. ITURRIOZ	Kawasaki ZX-6R	52.395
17	49 S. HORNSEY	Triumph Daytona 675	1'02.229
18	74 J. VAN SIKKELERUS	Honda CBR600RR	1'06.312
19	12 A. MURLEY	Honda CBR600RR	1'45.814
20	10 N. CALERO	Kawasaki ZX-6R	1'49.526
RET	3 R. DE ROSA	MV Agusta F3 675	14 Laps
RET	51 G. VAN STRAALEN	Kawasaki ZX-6R	16 Laps
RET	64 F. CARICASULO	Yamaha YZF R6	18 Laps

SPEED

1	11 S. CORTESE	Yamaha YZF R6	273,4
2	36 T. GRADINGER	Yamaha YZF R6	272,7
3	21 R. KRUMMENACHER	Yamaha YZF R6	272,0
4	84 L. CRESSON	Yamaha YZF R6	271,4
5	98 H. BARBERA	Kawasaki ZX-6R	270,0
6	78 H. OKUBO	Kawasaki ZX-6R	268,0
7	16 J. CLUZEL	Yamaha YZF R6	268,0
8	111 K. SMITH	Honda CBR600RR	267,3
9	144 L. MAHIAS	Yamaha YZF R6	267,3
10	38 H. SOOMER	Honda CBR600RR	267,3
11	6 C. PEROLARI	Yamaha YZF R6	266,7
12	56 P. SEBESTYEN	Honda CBR600RR	266,0
13	51 G. VAN STRAALEN	Kawasaki ZX-6R	265,4
14	3 R. DE ROSA	MV Agusta F3 675	264,7
15	81 L. STAPLEFORD	Yamaha YZF R6	264,7
16	88 C. STANGE	Kawasaki ZX-6R	263,4
17	86 A. BADOVINI	MV Agusta F3 675	261,5
18	10 N. CALERO	Kawasaki ZX-6R	259,0
19	34 J. ITURRIOZ	Kawasaki ZX-6R	258,4
20	74 J. VAN SIKKELERUS	Honda CBR600RR	258,4
21	49 S. HORNSEY	Triumph Daytona 675	255,9
22	12 A. MURLEY	Honda CBR600RR	250,6
23	64 F. CARICASULO	Yamaha YZF R6	197,4

SEG. 1

1	36 T. GRADINGER	22.401
2	11 S. CORTESE	22.488
3	144 L. MAHIAS	22.494
4	16 J. CLUZEL	22.509
5	98 H. BARBERA	22.538
6	111 K. SMITH	22.541
7	21 R. KRUMMENACHER	22.563
8	6 C. PEROLARI	22.576
9	86 A. BADOVINI	22.602
10	3 R. DE ROSA	22.618
11	38 H. SOOMER	22.618
12	81 L. STAPLEFORD	22.689
13	78 H. OKUBO	22.707
14	84 L. CRESSON	22.723
15	88 C. STANGE	22.804
16	56 P. SEBESTYEN	22.811
17	34 J. ITURRIOZ	22.821
18	74 J. VAN SIKKELERUS	22.862
19	49 S. HORNSEY	23.013
20	51 G. VAN STRAALEN	23.298
21	12 A. MURLEY	23.341
22	10 N. CALERO	23.345
23	64 F. CARICASULO	55.375

SEG. 2

1	11 S. CORTESE	27.170
2	21 R. KRUMMENACHER	27.424
3	16 J. CLUZEL	27.467
4	144 L. MAHIAS	27.535
5	6 C. PEROLARI	27.547
6	84 L. CRESSON	27.613
7	36 T. GRADINGER	27.623
8	78 H. OKUBO	27.641
9	111 K. SMITH	27.648
10	81 L. STAPLEFORD	27.653
11	98 H. BARBERA	27.669
12	38 H. SOOMER	27.771
13	3 R. DE ROSA	27.870
14	56 P. SEBESTYEN	27.911
15	88 C. STANGE	27.920
16	34 J. ITURRIOZ	27.988
17	86 A. BADOVINI	28.039
18	51 G. VAN STRAALEN	28.069
19	49 S. HORNSEY	28.305
20	74 J. VAN SIKKELERUS	28.343
21	10 N. CALERO	28.426
22	12 A. MURLEY	28.801
23	64 F. CARICASULO	33.346

SEG. 3

1	16 J. CLUZEL	26.542
2	36 T. GRADINGER	26.631
3	144 L. MAHIAS	26.687
4	21 R. KRUMMENACHER	26.699
5	11 S. CORTESE	26.734
6	3 R. DE ROSA	26.853
7	6 C. PEROLARI	26.942
8	111 K. SMITH	26.985
9	86 A. BADOVINI	26.997
10	78 H. OKUBO	27.043
11	98 H. BARBERA	27.062
12	88 C. STANGE	27.116
13	84 L. CRESSON	27.126
14	38 H. SOOMER	27.148
15	81 L. STAPLEFORD	27.170
16	56 P. SEBESTYEN	27.240
17	34 J. ITURRIOZ	27.338
18	74 J. VAN SIKKELERUS	27.512
19	49 S. HORNSEY	27.622
20	51 G. VAN STRAALEN	27.969
21	12 A. MURLEY	27.971
22	10 N. CALERO	28.163
23	64 F. CARICASULO	32.594

SEG. 4

1	144 L. MAHIAS	27.194
2	11 S. CORTESE	27.207
3	6 C. PEROLARI	27.287
4	16 J. CLUZEL	27.292
5	21 R. KRUMMENACHER	27.298
6	98 H. BARBERA	27.299
7	36 T. GRADINGER	27.308
8	3 R. DE ROSA	27.418
9	111 K. SMITH	27.429
10	86 A. BADOVINI	27.488
11	81 L. STAPLEFORD	27.500
12	38 H. SOOMER	27.594
13	78 H. OKUBO	27.612
14	88 C. STANGE	27.626
15	56 P. SEBESTYEN	27.670
16	49 S. HORNSEY	27.711
17	84 L. CRESSON	27.729
18	74 J. VAN SIKKELERUS	27.761
19	34 J. ITURRIOZ	27.783
20	51 G. VAN STRAALEN	27.789
21	12 A. MURLEY	28.365
22	10 N. CALERO	28.379

14/10/2018

These data/results cannot be reproduced, stored and/or transmitted in whole or in part by any manner of electronic, mechanical, photocopying, recording, broadcasting or otherwise now known or herein after developed without the previous express consent by the copyright owner, except for reproduction in daily press and regular printed publications on sale to the public within 60 days of the event related to those data/results and always provided that copyright symbol appears together as follows below.

© DORNA WSBK ORGANIZATION Srl 2018

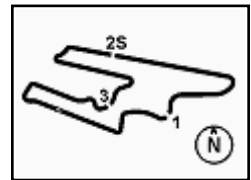
FICR PERUGIA TIMING



Official Tyre Supplier



Official Timekeeper



MOTUL Argentinian Round, 12 - 14 October 2018

World Supersport - Chronological Analysis Race

San Juan Villicum Circuit 4.276 m

4 / 4

Start at 14:30'43.535

Lap	Seg.1	Seg.2	Seg.3	Seg.4	Lap Time	km/h	Local Time
9	22.934	28.690	28.027	27.929	1'47.580	253,5	14:47'00.705
10	25.944	29.064	27.768	28.011	1'50.787	250,6	14:48'51.492
11	23.107	28.705	27.742	27.994	1'47.548	253,5	14:50'39.040
12	23.158	28.613	27.826	28.016	1'47.613	253,5	14:52'26.653
13	23.049	28.583	27.662	27.823	1'47.117	252,9	14:54'13.770
14	22.949	28.606	27.523	27.852	1'46.930	253,5	14:56'00.700
15	23.003	28.661	27.679	27.761	1'47.104	251,7	14:57'47.804
16	22.939	28.526	27.514	27.851	1'46.830	254,7	14:59'34.634
17	22.909	28.397	27.512	27.981	1'46.799	252,9	15:01'21.433
18	22.862	28.471	27.727	28.141	1'47.201	255,3	15:03'08.634
19	23.330	28.708	28.524	28.642	1'49.204	248,8	15:04'57.838

Race Time 34'14.303

RET 51 G. VAN STRAALEN (1'47.325)							
Lap	Seg.1	Seg.2	Seg.3	Seg.4	Lap Time	km/h	Local Time
1		28.746	28.504	28.378	1'53.906	265,4	14:32'37.441
2	23.298	28.341	27.969	28.560	1'48.168	262,8	14:34'25.609
3	23.341	28.069	28.126	27.789	1'47.325	262,8	14:36'12.934

Race Time 5'29.399

RET 64 F. CARICASULO							
Lap	Seg.1	Seg.2	Seg.3	Seg.4	Lap Time	km/h	Local Time
1		33.346	32.594	47.543	2'48.858P	197,4	14:33'32.393

Race Time 2'48.858

19° 12 A. MURLEY (1'48.740)							
Lap	Seg.1	Seg.2	Seg.3	Seg.4	Lap Time	km/h	Local Time
1		29.586	29.045	28.773	1'55.900	250,6	14:32'39.435
2	23.504	29.110	28.229	28.696	1'49.539	248,8	14:34'28.974
3	23.381	28.965	28.560	28.549	1'49.455	247,7	14:36'18.429
4	23.341	29.112	28.208	28.365	1'49.026	248,3	14:38'07.455
5	23.464	29.008	28.210	28.524	1'49.206	247,7	14:39'56.661
6	23.493	29.019	28.495	28.449	1'49.456	247,1	14:41'46.117
7	25.162	28.944	28.375	28.677	1'51.158	248,8	14:43'37.275
8	23.668	29.070	28.390	28.488	1'49.616	244,3	14:45'26.891
9	23.704	29.278	28.415	28.743	1'50.140	244,3	14:47'17.031
10	24.511	29.300	28.699	28.645	1'51.155	246,0	14:49'08.186
11	23.879	29.025	28.405	28.634	1'49.943	247,7	14:50'58.129
12	23.885	29.044	28.645	29.086	1'50.660	245,5	14:52'48.789
13	23.768	29.149	28.454	28.758	1'50.129	244,9	14:54'38.918
14	23.707	29.227	28.600	29.308	1'50.842	246,6	14:56'29.760
15	23.807	28.936	28.407	28.610	1'49.760	248,8	14:58'19.520
16	23.605	28.993	28.511	28.764	1'49.873	248,3	15:00'09.393
17	23.507	28.801	27.971	28.461	1'48.740	249,4	15:01'58.133
18	23.525	28.979	28.140	28.460	1'49.104	250,0	15:03'47.237
19	23.701	29.061	28.482	28.859	1'50.103	246,0	15:05'37.340

Race Time 34'53.805

20° 10 N. CALERO (1'48.816)							
Lap	Seg.1	Seg.2	Seg.3	Seg.4	Lap Time	km/h	Local Time
1		29.247	28.557	28.698	1'55.265	248,3	14:32'38.800
2	23.402	28.534	28.415	28.633	1'48.984	259,0	14:34'27.784
3	23.345	28.426	28.764	28.379	1'48.914	258,4	14:36'16.698
4	23.397	31.152	28.538	28.633	1'51.720	249,4	14:38'08.418
5	23.380	28.498	28.494	28.444	1'48.816	257,8	14:39'57.234
6	23.578	28.530	28.786	28.637	1'49.531	248,3	14:41'46.765
7	23.690	29.101	28.573	28.747	1'50.111	254,1	14:43'36.876
8	23.624	29.685	28.701	28.599	1'50.609	240,0	14:45'27.485
9	23.558	29.104	28.442	28.600	1'49.704	252,3	14:47'17.189
10	23.878	29.027	28.496	28.920	1'50.321	255,3	14:49'07.510
11	24.040	28.956	28.396	28.867	1'50.259	254,7	14:50'57.769
12	23.630	29.861	28.687	29.253	1'51.431	240,5	14:52'49.200
13	23.753	28.770	28.741	28.998	1'50.262	243,8	14:54'39.462
14	23.540	28.677	28.303	29.307	1'49.827	255,9	14:56'29.289
15	23.650	28.834	28.163	28.770	1'49.417	254,1	14:58'18.706
16	23.695	29.092	28.523	28.705	1'50.015	253,5	15:00'08.721
17	23.480	28.608	28.211	28.649	1'48.948	254,1	15:01'57.669
18	23.596	28.700	31.526	28.994	1'52.816	254,7	15:03'50.485
19	23.684	29.082	28.509	29.292	1'50.567	251,2	15:05'41.052

Race Time 34'57.517

RET 3 R. DE ROSA (1'44.964)							
Lap	Seg.1	Seg.2	Seg.3	Seg.4	Lap Time	km/h	Local Time
1		28.632	27.314	27.796	1'50.541	264,7	14:32'34.076
2	22.618	27.909	27.040	27.642	1'45.209	260,9	14:34'19.285
3	22.747	27.870	26.940	27.670	1'45.227	260,2	14:36'04.512
4	22.868	27.927	27.248	27.783	1'45.826	262,1	14:37'50.338
5	22.790	27.903	26.853	27.418	1'44.964	260,9	14:39'35.302

Race Time 8'51.767

14/10/2018 P = Pits In/Out - C = Lap Time Cancelled

These data/results cannot be reproduced, stored and/or transmitted in whole or in part by any manner of electronic, mechanical, photocopying, recording, broadcasting or otherwise now known or herein after developed without the previous express consent by the copyright owner, except for reproduction in daily press and regular printed publications on sale to the public within 60 days of the event related to those data/results and always provided that copyright symbol appears together as follows below.

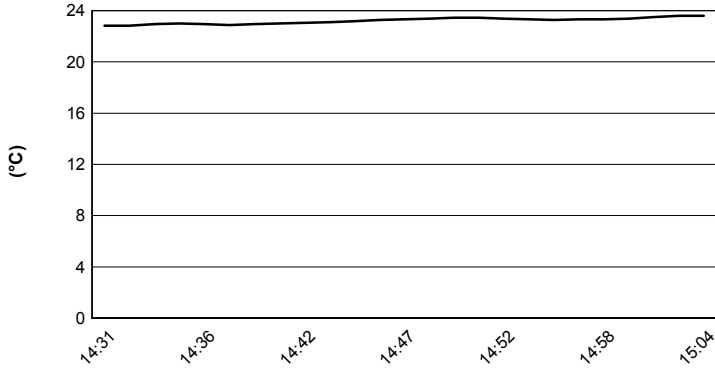
© DORNA WSBK ORGANIZATION Srl 2018



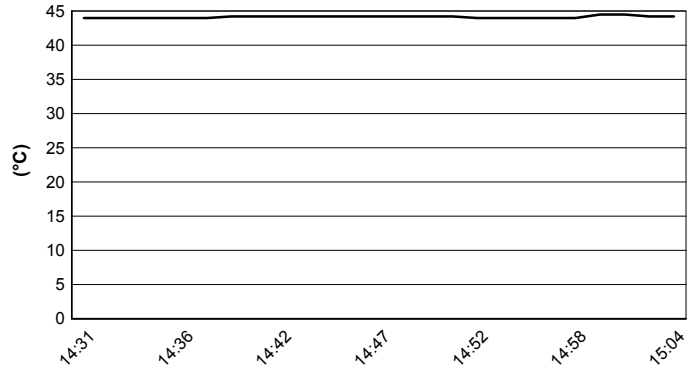
MOTUL Argentinian Round, 12 - 14 October 2018
World Supersport - Weather Report Race
 Session started 14:31 - Session ended 15:05

San Juan Villicum Circuit 4.276 m


Air Temperature



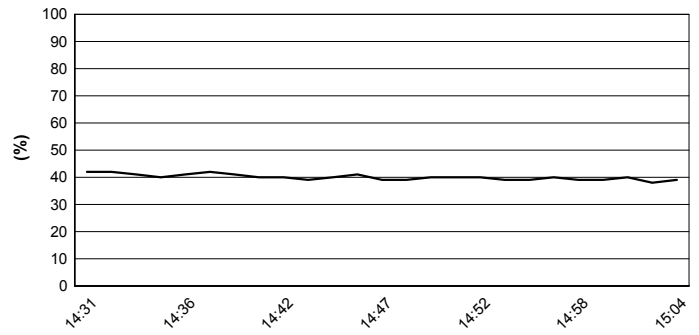
Track Temperature



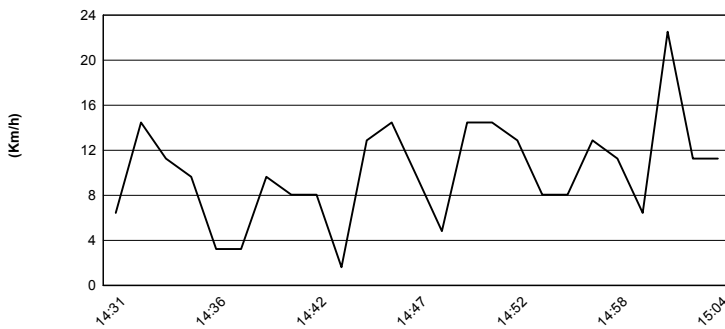
Air Pressure



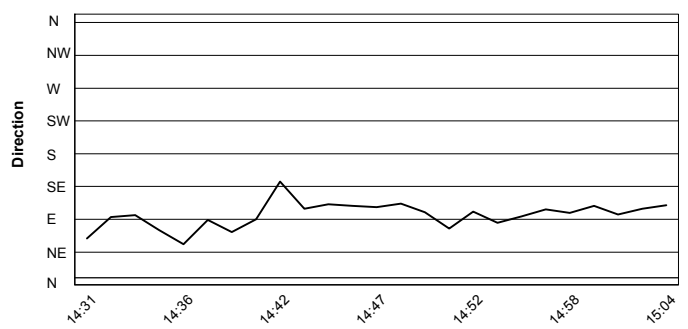
Humidity



Wind Speed



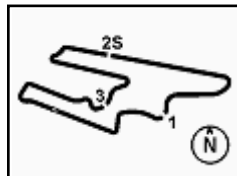
Wind Direction



14/10/2018

These data/results cannot be reproduced, stored and/or transmitted in whole or in part by any manner of electronic, mechanical, photocopying, recording, broadcasting or otherwise now known or herein after developed without the previous express consent by the copyright owner, except for reproduction in daily press and regular printed publications on sale to the public within 60 days of the event related to those data/results and always provided that copyright symbol appears together as follows below.

© DORNA WSBK ORGANIZATION Srl 2018



MOTUL Argentinian Round, 12 - 14 October 2018

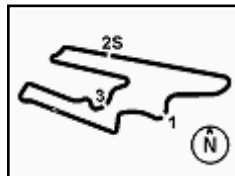
World Supersport - Championship Standings

Points	Points From First	Points From Previous	Rounds														
			February 25 PHILLIP ISLAND	March 25 BURIRAM	April 15 ARAGÓN	April 22 ASSEN	May 13 IMOLA	May 27 DONINGTON PARK	June 10 BRNO	July 8 MISANO	September 16 PORTIMAO	September 25 MAGNY COURS	October 14 VILLICUM	October 27 LOSAIL			
1	CORTESE Sandro (GER)	188	16 3	13 3	25 2	10 3	13 3	25 1	20 1	16 1	10 1	20 1	20 1				
2	CLUZEL Jules (FRA)	183	5	9 7	11	16 6	25 4	25 4	20 2	25 2	13 2	2	25 2	25 2			
3	MAHIAS Lucas (FRA)	160	28	23	25 1	20 1	13 1	13 1	8 2	11 4	13 4	5	25 3	16 3	16 3		
4	KRUMMENACHER Randy (SUI)	148	40	12	20 2	25 1	5 3	20 2	11 1	13 3	11 3	11 3	11 4	11 4	10 4		
5	CARICASULO Federico (ITA)	127	61	21	13 4	16 3	20 4	5	20 5	10 5	6	25 4	20 5	3 5	5		
6	DE ROSA Raffaele (ITA)	125	63	2	10 6	9 5	8	16 7	16 6	16 6	16 5	20 5	13 6	9 6	6		
7	GRADINGER Thomas (AUT)	73	115	52	6 10	5 8	11	7 10	4 10	8 10	10 9	9	7 10	13 8	13 7		
8	SMITH Kyle (GBR)	72	116	1	8 8	12	11 8	9	12	3 12	8 11	9 10	16 7	8 7	9 8		
9	STAPLEFORD Luke (GBR)	55	133	17	11 5	6 6	10 5	11 6	7 7	7	7	2 8	3 9	1 9	4 9		
10	WEST Anthony (AUS)	51	137	4		10 10	7 10	11	10 9	5 9	9 8	10 7	8	9	10		
11	BADOVINI Ayrton (ITA)	44	144	7	7 9	1 12	15	4 14	14	9 13	14	6 13	8 12	4 11	5 11		
12	OKUBO Hikari (JPN)	39	149	5	2 14	18	21	23	6 17	18	3 16	7 15	6 15	7 13	8 12		
13	TUULI Niki (FIN)	38	150	1	5 11	7 7	8 7	9 8	9 8	8	10	11	11	12	13		
14	CRESSON Loris (BEL)	36	152	2	4 12	3 15	4 11	6 11	3 11	4 11	6 11	12	13	14	6 14		
15	SOOMER Hannes (EST)	29	159	7				5 18	19	2 20	4 16	1 17	9 16	5 16	3 15		
16	HARTOG Rob (NED)	27	161	2				6 17	8 13	5 12	14	5 13	3 13	14	15	16	
17	PEROLARI Corentin (FRA)	26	162	1						1 27	28	4 23	23	10 18	11 17		
18	BARBERA Hector (ESP)	18	170	8									5 23	6 19	7 18		
19	MORAIS Sheridan (POR)	16	172	2			9 14	16	16	7 15	15	16	17	17	19		
20	WAROKORN Thitipong (THA)	11	177	5		11 8	11	15	15	16	16	18	18	19	20		
21	LAHTI Eemeli (FIN)	11	177	0			3 19	1 19	21	21	7 16	18	18	19	20		
22	IRWIN Andrew (GBR)	11	177	0				3 21	2 19	6 16	16	18	18	19	20		
23	GABELLINI Lorenzo (ITA)	8	180	3								8 21	21	23	23		
24	WILAIROT Rattapong (THA)	8	180	0		8 12	15	17	17	18	21	21	21	23	23		
25	BUSSOLOTTI Marco (ITA)	5	183	3								5 23	23	25	25		

14/10/2018 First Line: Championship Standings - Second Line: Ranking Progression

These data/results cannot be reproduced, stored and/or transmitted in whole or in part by any manner of electronic, mechanical, photocopying, recording, broadcasting or otherwise now known or herein after developed without the previous express consent by the copyright owner, except for reproduction in daily press and regular printed publications on sale to the public within 60 days of the event related to those data/results and always provided that copyright symbol appears together as follows below.

© DORNA WSBK ORGANIZATION Srl 2018



MOTUL Argentinian Round, 12 - 14 October 2018

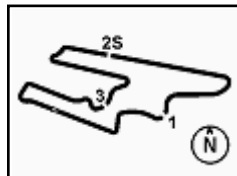
World Supersport - Championship Standings

	Points	Points From First	Points From Previous	February 25 PHILLIP ISLAND	March 25 BURIRAM	April 15 ARAGÓN	April 22 ASSEN	May 13 IMOLA	May 27 DONINGTON PARK	June 10 BRNO	July 8 MISANO	September 16 PORTIMAO	September 25 MAGNY COURS	October 14 VILLICUM	October 27 LOSAIL				
26 QUERO MARTINEZ Borja (ESP)	4	184	1									4 26	26	26					
27 KENNEDY Jack (IRL)	4	184	0		4 16	18	19	21	21	22	25	26	26	26					
28 SOFUOGLU Kenan (TUR)	3	185	1	3 13	17	19	21	23	23	23	26	28	28	28					
29 SEBESTYEN Peter (HUN)	3	185	0										2 29	1 28					
30 STANGE Christian (GER)	2	186	1											2 30					
31 PONS Miquel (ESP)	2	186	0									2 29	29	30					
32 COPPOLA Alfonso (ITA)	2	186	0							2 24	27	29	29	30					
33 TESSELS Wayne (NED)	2	186	0				2 23	24	24	24	27	29	29	30					
34 CANDUCCI Michael (ITA)	2	186	0			2 21	23	24	24	24	27	29	29	30					
35 KRAISART Decha (THA)	2	186	0		2 18	21	23	24	24	24	27	29	29	30					
36 VAN SIKKELERUS Jaimie (NED)	1	187	1									1 34	35	36					
37 BALDOLINI Alex (ITA)	1	187	0							1 28	31	34	35	36					
38 MORRENTINO Nicola Jr. (ITA)	1	187	0					1 27	27	28	31	34	35	36					
39 HILL Stefan (GBR)	1	187	0			1 24	27	27	27	28	31	34	35	36					
40 TOPARIS Tom (AUS)	1	187	0	1 15	20	24	27	27	27	28	31	34	35	36					

14/10/2018 First Line: Championship Standings - Second Line: Ranking Progression

These data/results cannot be reproduced, stored and/or transmitted in whole or in part by any manner of electronic, mechanical, photocopying, recording, broadcasting or otherwise now known or herein after developed without the previous express consent by the copyright owner, except for reproduction in daily press and regular printed publications on sale to the public within 60 days of the event related to those data/results and always provided that copyright symbol appears together as follows below.

© DORNA WSBK ORGANIZATION Srl 2018



MOTUL Argentinian Round, 12 - 14 October 2018

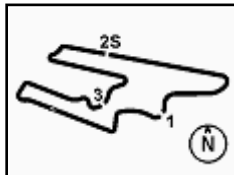
World Supersport - Championship Standings

Points	Points From First	Points From Previous	February 25	March 25	April 15	April 22	May 13	May 27	June 10	July 8	September 16	September 25	October 14	October 27						
			PHILLIP ISLAND	BURIRAM	ARAGÓN	ASSEN	IMOLA	DONINGTON PARK	BRNO	MISANO	PORTIMAO	MAGNY COURS	VILLICUM	LOSAIL						
FIM Europe Supersport Cup																				
1 HARTOG Rob (NED)	27				6 1	8 1	5 1	1	5 1	3 1										
2 LAHTI Eemeli (FIN)	11 16				3 2	1 2	2	2	7 2	2										
3 COPPOLA Alfonso (ITA)	2 25 9								2 3	3										
4 TESSELS Wayne (NED)	2 25 0				2 3	3	3	3	3	3										

14/10/2018 First Line: Championship Standings - Second Line: Ranking Progression

These data/results cannot be reproduced, stored and/or transmitted in whole or in part by any manner of electronic, mechanical, photocopying, recording, broadcasting or otherwise now known or herein after developed without the previous express consent by the copyright owner, except for reproduction in daily press and regular printed publications on sale to the public within 60 days of the event related to those data/results and always provided that copyright symbol appears together as follows below.

© DORNA WSBK ORGANIZATION Srl 2018



MOTUL Argentinian Round, 12 - 14 October 2018

World Supersport - Manufacturers Standings

San Juan Villicum Circuit 4.276 m

Points	Points From First	Points From Previous	February 25	March 25	April 15	April 22	May 13	May 27	June 10	July 8	September 16	September 25	October 14	October 27			
			PHILLIP ISLAND	BURIRAM	ARAGÓN	ASSEN	IMOLA	DONINGTON PARK	BRNO	MISANO	PORTIMÃO	MAGNY COURS	VILLICUM	LOSAIL			
1	YAMAHA	275	25 1	25 1	25 1	25 1	25 1	25 1	25 1	25 1	25 1	25 1	25 1				
2	MV AGUSTA	130	145	10 3	9 2	5	16 3	16 2	16 2	20 2	13 2	9 2	5 2				
3	HONDA	100	175	30	8 4	7 4	11 3	9 3	9 4	6 3	8 3	16 3	8 3	9 3			
4	KAWASAKI	88	187	12	3 5	11 5	9 4	8 5	10 5	7 4	9 4	10 3	6 4	7 4	8 4		
5	TRIUMPH	45	230	43	11 2	6 3	10 2	11 2	7 3		5		5	5	5		
6	SUZUKI	11	264	34			3 6	1 6									

14/10/2018

First Line: Championship Standings - Second Line: Ranking Progression

These data/results cannot be reproduced, stored and/or transmitted in whole or in part by any manner of electronic, mechanical, photocopying, recording, broadcasting or otherwise now known or herein after developed without the previous express consent by the copyright owner, except for reproduction in daily press and regular printed publications on sale to the public within 60 days of the event related to those data/results and always provided that copyright symbol appears together as follows below.

© DORNA WSBK ORGANIZATION Srl 2018

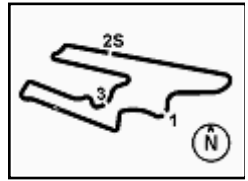
FICR PERUGIA TIMING



Official Tyre Supplier



Official Timekeeper



MOTUL Argentinian Round, 12 - 14 October 2018
World Supersport - Pirelli Best Laps Award

San Juan Villicum Circuit 4.276 m

Points	Points From First	Points From Previous	Fastest Laps															
			February 25 PHILLIP ISLAND	March 25 BURIRAM	April 15 ARAGÓN	April 22 ASSEN	May 13 IMOLA	May 27 DONINGTON PARK	June 10 BRNO	July 8 MISANO	September 16 PORTIMÃO	September 25 MAGNY COURS	October 14 VILLICUM	October 27 LOSAIL				
1	CORTESE Sandro (GER)	6	1		1			1		1		1	1					
2	MAHIAS Lucas (FRA)	3 3				1			1		1							
3	KRUMMENACHER Randy (SUI)	2 4 1		1		1												

14/10/2018

These data/results cannot be reproduced, stored and/or transmitted in whole or in part by any manner of electronic, mechanical, photocopying, recording, broadcasting or otherwise now known or herein after developed without the previous express consent by the copyright owner, except for reproduction in daily press and regular printed publications on sale to the public within 60 days of the event related to those data/results and always provided that copyright symbol appears together as follows below.

© DORNA WSBK ORGANIZATION Srl 2018

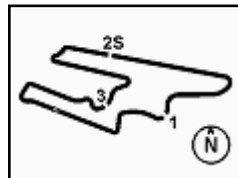
FIKR PERUGIA TIMING



Official Tyre Supplier



Official Timekeeper



MOTUL Argentinian Round, 12 - 14 October 2018

World Supersport - Rider's Performance

San Juan Villicum Circuit 4.276 m

1 / 2

Points	Points From First	Points From Previous	February 25 PHILLIP ISLAND		March 25 BURIRAM		April 15 ARAGÓN		April 22 ASSEN		May 13 IMOLA		May 27 DONINGTON PARK		June 10 BRNO		July 8 MISANO		September 16 PORTIMÃO		September 25 MAGNY COURS		October 14 VILLICUM		October 27 LOSAIL										
			G	R	G	R	G	R	G	R	G	R	G	R	G	R	G	R	G	R	G	R	G	R	G	R	G	R	G	R	G	R	G	R	
1	CORTESE	189	4	3	4	4	1	1	1	6	9	4	3	1	1	2	5	3	3	5	4	2	3	2											
2	CLUZEL	183	6	9	7	2	Rt	6	3	4	1	2	1	1	2	3	1	2	4	4	Rt	3	1	4	1										
3	KRUMMENACHER	150	39	33	7	2	5	1	5	11	6	2	11	5	4	4	2	5	3	5	6	4	5	5	6	6									
4	MAHIAS	135	54	15	1	1	1	2	2	4	2	4	1	8	2	5	5	4	6	Rt	1	Rt	2	3	1	3									
5	CARICASULO	132	57	3	2	4	3	3	3		7	Rt	4	2	7	6	6	Rt	1	1	2	1	1	13	2	Rt									
6	DE ROSA	128	61	4	8	6	12	7	4	Rt	3	3	10	3	6	3	4	3	4	2	5	3	8	7	11	Rt									
7	SMITH	76	113	52	11	8	11	Rt	11	5	10	Rt	21	24	13	13	11	8	8	7	7	2	11	8	8	7									
8	GRADINGER	74	115	2	13	10	19	11	14	23	14	9	19	12	11	8	10	6	13	Rt	15	8	12	4	5	4									
9	STAPLEFORD	57	132	17	6	5	10	10	8	6	5	5	6	9	8	16	23	18	24	14	12	11	16	15	12	12									
10	WEST	51	138	6	5	Rt	6	6	15	9	28		17	6	15	11	8	7	10	6															
11	BADOVINI	45	144	6	10	9	16	15	9	Rt	13	12	12	Rt	9	7	7	Rt	21	10	8	7	9	12	13	11									
12	OKUBO	40	149	5	12	14	9	19	10	Rt	12	Rt	8	10	5	Rt	12	13	9	9	9	9	7	9	16	8									
13	TUULI	38	151	2	15	11	18	9	13	8	8	7	15	7																					
14	CRESSON	36	153	2	14	12	15	13	21	12	17	10	16	13	14	12	18	10	25	Rt		17	18	10	10										
15	SOOMER	30	159	6	20	Rt	24	17	22	18	15	11	32	16	16	14	13	12	15	15	10	6	10	11	9	13									
16	HARTOG	27	162	3					16	10	11	8	5	11	17	Rt	15	11	23	13	19	Ex	14	17											
17	PEROLARI	26	163	1					24	16					20	15			20	12	11	Rt	6	6	7	5									
18	BARBERA	19	170	7																	13	10	15	10	14	9									
19	MORAIS	16	173	3					7	7	9	Rt			10	9	9	Rt	11	Rt															
20	WAROKORN	11	178	5			8	5																											
21	IRWIN	11	178	0			25	20	26	20	20	13	22	14	12	10	17	17																	
22	LAHTI	11	178	0					19	13	19	15	18	Rt	19	18	14	9	19	Rt															
23	WILAIROT	8	181	3			7	8																											
24	GABELLINI	8	181	0									24	20					14	8															
25	BUSSOLOTTI	5	184	3															12	11															
26	KENNEDY	4	185	1			14	12																											
27	PONS	4	185	0																															
28	STANGE	4	185	0																	22	12													
29	SEBESTYEN	3	186	1					28	21	25	19	28	17					18	17	17	Rt	13	14	17	15									
30	VAN SIKKELERUS	3	186	0	19	16	22	21	23	19	24	Rt	30	Rt	18	Rt	22		33	22	16	13	30	Rt	18	18									
31	SOFUOGLU	3	186	0	3	13							3	Rt																					
32	CANDUCCI	2	187	1	18	Rt			12	14	21	Rt	27	18	25	21	21	16	26	19															
33	COPPOLA	2	187	0					20	Rt	22	20	23	19	22	19	16	14	22	23	21	18	27	25											

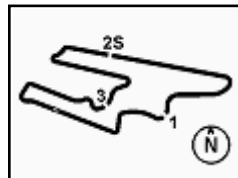
G = Grid - R = Race

Ns = Did Not Start - Rt = Retired - Ex = Excluded

14/10/2018

These data/results cannot be reproduced, stored and/or transmitted in whole or in part by any manner of electronic, mechanical, photocopying, recording, broadcasting or otherwise now known or herein after developed without the previous express consent by the copyright owner, except for reproduction in daily press and regular printed publications on sale to the public within 60 days of the event related to those data/results and always provided that copyright symbol appears together as follows below.

© DORNA WSBK ORGANIZATION Srl 2018



MOTUL Argentinian Round, 12 - 14 October 2018
World Supersport - Rider's Performance

San Juan Villicum Circuit 4.276 m

2 / 2

	Points	Points From First	Points From Previous	February 25 PHILLIP ISLAND		March 25 BURIRAM		April 15 ARAGÓN		April 22 ASSEN		May 13 IMOLA		May 27 DONINGTON PARK		June 10 BRNO		July 8 MISANO		September 16 PORTIMÃO		September 25 MAGNY COURS		October 14 VILLICUM		October 27 LOSAIL							
				G	R	G	R	G	R	G	R	G	R	G	R	G	R	G	R	G	R	G	R	G	R	G	R	G	R	G	R	G	R
34 KRAISART	2	187	0			13	14																										
35 TESSELS	2	187	0					25	22	18	14	25	21	24	20	25	20	29	20	18	Rt	18	19										
36 MORRENTINO	1	188	1									14	15																				
37 HORNSEY	1	188	0																	20	15	21	21	19	17								
38 TOPARIS	1	188	0	17	15																												
39 HILL	1	188	0	23				17	15	16	16	20	23	27	17	31	Rt	30	Rt														
40 BALDOLINI	1	188	0													19	15	27	Rt														

G = Grid - R = Race

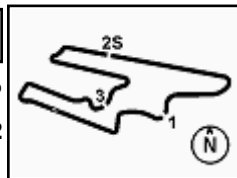
Ns = Did Not Start - Rt = Retired - Ex = Excluded

14/10/2018

These data/results cannot be reproduced, stored and/or transmitted in whole or in part by any manner of electronic, mechanical, photocopying, recording, broadcasting or otherwise now known or herein after developed without the previous express consent by the copyright owner, except for reproduction in daily press and regular printed publications on sale to the public within 60 days of the event related to those data/results and always provided that copyright symbol appears together as follows below.

© DORNA WSBK ORGANIZATION Srl 2018




MOTUL Argentinian Round, 12 - 14 October 2018
World Supersport - Best Laps & Speeds

San Juan Villicum Circuit 4.276 m

No.	Rider Bike	Nat	Best Lap		FP1		FP2		FP3		SP1		SP2		WUP		RC	
			LL	SPD	LL	SPD	LL	SPD	LL	SPD	LL	SPD	LL	SPD	LL	SPD	LL	SPD
1	144 L. MAHIAS Yamaha YZF R6	FRA	1'43.026		1'46.673	1'44.680	1'43.285					1'43.026	1'50.364	1'44.155				
			74	267,3	19	263,4	18	264,0	10	264,0		6	264,0	2	262,1	19	267,3	
2	64 F. CARICASULO Yamaha YZF R6	ITA	1'43.328		1'47.419	1'44.835	1'43.779					1'43.328	1'54.264					
			65	263,4	21	262,1	23	263,4	10	262,7		7	262,7	4	255,3			
3	11 S. CORTESE Yamaha YZF R6	GER	1'43.399		1'50.714	1'45.810	1'43.858					1'43.399	2'01.692	1'43.818				
			65	273,4	8	262,7	20	264,7	10	268,6		7	266,6	1	246,0	19	273,4	
4	16 J. CLUZEL Yamaha YZF R6	FRA	1'43.204		1'46.531	1'44.763	1'43.204					1'43.485	1'48.014	1'43.943				
			75	268,6	16	268,6	18	266,6	9	266,0		6	263,4	7	267,3	19	267,9	
5	36 T. GRADINGER Yamaha YZF R6	AUT	1'43.583		1'47.961	1'45.239	1'44.036					1'43.583	1'49.647	1'44.223				
			75	272,7	17	266,6	17	266,6	10	269,3		5	264,7	7	266,0	19	272,7	
6	21 R. KRUMMENACHER Yamaha YZF R6	SUI	1'43.925		1'46.619	1'45.549	1'43.925					1'43.976	1'50.047	1'44.284				
			80	272,0	22	264,0	20	264,7	10	265,3		6	264,7	3	263,4	19	272,0	
7	6 C. PEROLARI Yamaha YZF R6	FRA	1'44.017		1'47.681	1'46.388	1'44.017					1'44.076	1'49.300	1'44.638				
			83	266,6	20	257,1	21	260,2	9	264,0		7	260,2	7	262,1	19	266,6	
8	111 K. SMITH Honda CBR600RR	GBR	1'44.356		1'47.690	1'45.654	1'45.130					1'44.356	1'50.235	1'45.034				
			79	267,3	19	258,3	19	263,4	9	258,9		6	256,5	7	262,7	19	267,3	
9	38 H. SOOMER Honda CBR600RR	EST	1'44.505		1'48.944	1'46.463	1'44.679	1'44.615	1'44.505			1'50.312	1'45.422					
			88	267,3	21	261,5	18	261,5	11	262,7	6	259,6	6	261,5	7	257,7	19	267,3
10	84 L. CRESSON Yamaha YZF R6	BEL	1'44.523		1'49.152	1'47.168	1'45.291	1'44.771	1'44.523			1'50.755	1'45.559					
			85	271,3	21	270,0	17	271,3	10	271,3	8	268,6	7	267,3	3	263,4	19	271,3
11	3 R. DE ROSA MV Agusta F3 675	ITA	1'44.042		1'48.430	1'45.668	1'44.042					1'44.699	1'49.503	1'44.964				
			60	264,7	13	256,5	22	257,1	10	263,4		3	255,3	7	258,3	5	264,7	
12	86 A. BADOVINI MV Agusta F3 675	ITA	1'44.802		1'49.197	1'46.801	1'45.286	1'44.802				1'55.727	1'45.316					
			73	261,5	19	254,1	19	257,1	8	257,7	6	257,1	2	250,5	19	261,5		
13	98 H. BARBERA Kawasaki ZX-6R	ESP	1'44.816		1'47.507	1'46.669	1'45.087	1'44.816				1'51.740	1'44.886					
			75	270,0	20	265,3	19	269,3	10	261,5	5	266,6	2	256,5	19	270,0		
14	81 L. STAPLEFORD Yamaha YZF R6	GBR	1'44.709		1'48.814	1'46.094	1'44.709					1'44.846	1'53.242	1'45.162				
			84	264,7	22	262,1	19	262,7	10	262,7		7	260,8	7	257,1	19	264,7	
15	88 C. STANGE Kawasaki ZX-6R	GER	1'45.018		1'47.934	1'47.143	1'45.018	1'45.239			7	257,1	1'45.591			19	263,4	
			80	263,4	22	255,9	21	256,5	11	259,6								
16	78 H. OKUBO Kawasaki ZX-6R	JPN	1'45.310		1'50.292	1'47.442	1'45.310	1'45.328				1'56.451	1'45.364					
			74	267,9	19	260,8	18	265,3	10	263,4	5	261,5	3	254,1	19	267,9		
17	56 P. SEBESTYEN Honda CBR600RR	HUN	1'45.242		1'49.007	1'47.484	1'45.242	1'45.900				1'50.941	1'45.887					
			79	266,0	19	260,2	18	262,7	10	262,1	6	259,6	7	258,3	19	266,0		
18	34 J. ITURRIOZ Kawasaki ZX-6R	ARG	1'46.025		1'48.967	1'47.078	1'46.025	1'46.710				1'52.019	1'46.092					
			80	258,3	20	250,5	21	252,9	10	255,9	3	247,7	7	250,0	19	258,3		
19	74 J. VAN SIKKELERUS Honda CBR600RR	NED	1'46.049		1'49.289	1'48.510	1'46.049	1'46.274				1'49.960	1'46.799					
			76	258,3	20	254,7	15	253,5	9	256,5	6	253,5	7	253,5	19	258,3		
20	49 S. HORNSEY Triumph Daytona 675	GBR	1'46.458		1'49.521	1'48.072	1'46.458	1'46.482				1'51.061	1'46.968					
			75	255,9	16	251,1	16	250,5	9	254,7	8	248,2	7	251,7	19	255,9		
21	51 G. VAN STRAALLEN Kawasaki ZX-6R	NED	1'45.728		1'49.491	1'47.653	1'45.728					1'54.682	1'47.325					
			55	265,3	17	258,9	19	264,7	9	257,1			7	253,5	3	265,3		
22	10 N. CALERO Kawasaki ZX-6R	ESP	1'47.878		1'51.242	1'50.186	1'47.911	1'47.878				2'01.735	1'48.816					
			72	258,9	17	251,1	17	257,7	8	258,3	6	255,3	5	251,7	19	258,9		
23	12 A. MURLEY Honda CBR600RR	GBR	1'48.460		1'51.448	1'50.187	1'48.572	1'48.460				1'56.224	1'48.740					
			77	251,1	20	247,7	16	250,5	9	251,1	7	249,4	6	244,3	19	250,5		

14/10/2018

These data/results cannot be reproduced, stored and/or transmitted in whole or in part by any manner of electronic, mechanical, photocopying, recording, broadcasting or otherwise now known or herein after developed without the previous express consent by the copyright owner, except for reproduction in daily press and regular printed publications on sale to the public within 60 days of the event related to those data/results and always provided that copyright symbol appears together as follows below.

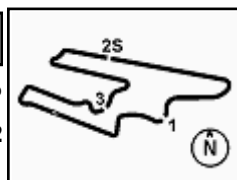
© DORNA WSBK ORGANIZATION Srl 2018

PIRELLI


Official Tyre Supplier



Official Timekeeper



MOTUL Argentinian Round, 12 - 14 October 2018

World Supersport - Race Winners

	2015	2016	2017	2018
01 Phillip Island	Cluzel J. (FRA) MVA	Krummenacher R. (SUI) KAW	Rolfo R. (ITA) MVA	Mahias L. (FRA) YAM
02 Chang	Wilairot R. (THA) HON	Cluzel J. (FRA) MVA	Caricasulo F. (ITA) YAM	Krummenacher R. (SUI) YAM
03 Motorland Aragon	Sofuoglu K. (TUR) KAW	Sofuoglu K. (TUR) KAW	Mahias L. (FRA) YAM	Cortese S. (GER) YAM
04 TT Circuit Assen	Sofuoglu K. (TUR) KAW	Smith K. (GBR) HON	Sofuoglu K. (TUR) KAW	Cluzel J. (FRA) YAM
05 Autodromo Imola	Sofuoglu K. (TUR) KAW	Sofuoglu K. (TUR) KAW	Sofuoglu K. (TUR) KAW	Cluzel J. (FRA) YAM
06 Donington Park	Sofuoglu K. (TUR) KAW	Sofuoglu K. (TUR) KAW	Sofuoglu K. (TUR) KAW	Cortese S. (GER) YAM
07 Brno				Cluzel J. (FRA) YAM
08 Misano World Circuit	Cluzel J. (FRA) MVA	Sofuoglu K. (TUR) KAW	Sofuoglu K. (TUR) KAW	Caricasulo F. (ITA) YAM
09 Portimão	Cluzel J. (FRA) MVA		Sofuoglu K. (TUR) KAW	Caricasulo F. (ITA) YAM
10 Magny-Cours	Jacobsen P. (USA) HON	Cluzel J. (FRA) MVA	Tuuli N. (FIN) YAM	Cluzel J. (FRA) YAM
11 Villicum Circuit				Cluzel J. (FRA) YAM
12 Losail	Smith K. (GBR) HON	Smith K. (GBR) HON	Mahias L. (FRA) YAM	

2018

5 J. Cluzel
2 F. Caricasulo
2 S. Cortese
1 R. Krummenacher
1 L. Mahias

ALL TIMES

43 K. Sofuoglu	5 C. Crutchlow	2 P. Jacobsen	1 G. Rea
17 J. Cluzel	4 J. Whitham	2 R. Krummenacher	1 L. Zanetti
16 F. Foret	4 K. Curtain	2 S. Cortese	1 N. Tuuli
12 S. Charpentier	4 C. Vermeulen	1 P. Bontempi	1 R. Wilairot
12 E. Laverty	4 F. Caricasulo	1 P. Riba	
11 K. Muggeridge	3 I. MacPherson	1 W. Zeelenberg	
8 S. Lowes	3 C. Kellner	1 G. Nannelli	
7 A. Pitt	3 L. Scassa	1 J. Vd Goorbergh	
6 P. Casoli	3 J. Lascorz	1 L. Lanzi	
6 K. Fujiwara	3 J. Rea	1 A. Badovini	
6 S. Chambon	3 K. Smith	1 Y. Tiberio	
6 J. Teuchert	3 L. Mahias	1 M. Roccoli	
6 B. Parkes	2 R. Xaus	1 R. Rolfo	
6 C. Davies	2 J. Brookes	1 S. Morais	
6 M. van der Mark	2 A. West	1 M. Pirro	

14/10/2018

These data/results cannot be reproduced, stored and/or transmitted in whole or in part by any manner of electronic, mechanical, photocopying, recording, broadcasting or otherwise now known or herein after developed without the previous express consent by the copyright owner, except for reproduction in daily press and regular printed publications on sale to the public within 60 days of the event related to those data/results and always provided that copyright symbol appears together as follows below.

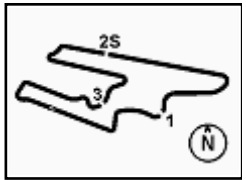
© DORNA WSBK ORGANIZATION Srl 2018

FKR PERUGIA TIMING


Official Tyre Supplier



Official Timekeeper



MOTUL Argentinian Round, 12 - 14 October 2018

World Supersport - Team Standings

San Juan Villicum Circuit 4.276 m
1 / 2

	February 25 PHILLIP ISLAND	March 25 BURIRAM	April 15 ARAGÓN	April 22 ASSEN	May 13 IMOLA	May 27 DONINGTON PARK	June 10 BRNO	July 8 MISANO	September 16 PORTIMAO	September 25 MAGNY COURS	October 14 VILLICUM	October 27 LOSAIL		
1 GRT Yamaha Official WorldSSP Team	287													
MAHIAS Lucas	160	25	20	13	13	8	11	13	25	16	16			
CARICASULO Federico	127	13	16	20		20	10		25	20	3			
2 NRT	256 (-31)													
CLUZEL Jules	183	9		16	25	25	20	25	13		25	25		
GRADINGER Thomas	73	6	5		7	4	8	10		7	13	13		
3 Kallio Racing	224 (-63)													
CORTESE Sandro	188	16	13	25	10	13	25	20	16	10	20	20		
CRESSON Loris	36	4	3	4	6	3	4	6				6		
4 MV Agusta Reparto Corse by Vamag	169 (-118)													
DE ROSA Raffaele	125	10	9		16	16	16	16	20	13	9			
BADOVINI Ayrton	44	7	1		4		9		6	8	4	5		
5 BARDAHL Evan Bros. WorldSSP Team	148 (-139)													
KRUMMENACHER Randy	148	20	25	5	20	11	13	11	11	11	11	10		
6 CIA Landlord Insurance Honda	102 (-185)													
SMITH Kyle	50							8	9	16	8	9		
TUULI Niki	38	5	7	8	9	9								
IRWIN Andrew	11				3	2	6							
SEBESTYEN Peter	3										2	1		
7 Kawasaki Puccetti Racing	76 (-211)													
OKUBO Hikari	39	2				6		3	7	6	7	8		
BARBERA Hector	18									5	6	7		
MORAIS Sheridan	16			9			7							
SOFUOGLU Kenan	3	3												
8 Profile Racing	60 (-227)													
STAPLEFORD Luke	55	11	6	10	11	7		2	3	1	4			
KENNEDY Jack	4		4											
HILL Stefan	1			1										
9 EAB antwest Racing	51 (-236)													
WEST Anthony	51		10	7		10	5	9	10					
10 Racedays	29 (-258)													
SOOMER Hannes	29				5		2	4	1	9	5	3		
11 Team Hartog - Against Cancer	27 (-260)													
HARTOG Rob	27			6	8	5		5	3					
12 GMT94 Yamaha	26 (-261)													
PEROLARI Corentin	26						1		4		10	11		
13 GEMAR Team Lorini	24 (-263)													
SMITH Kyle	22	8		11			3							
BALDOLINI Alex	1							1						
VAN SIKKELERUS Jaimie	1									1				
14 Sterkman Motorsport by HRP	11 (-276)													
LAHTI Eemeli	11			3	1			7						
15 CORE Kawasaki Thailand Racing Team	11 (-276)													
WAROKORN Thitipong	11		11											
16 Yamaha Thailand Racing Team	10 (-277)													
WILAIROT Rattthapong	8		8											
KRAISART Decha	2		2											
17 G.A.S. Racing Team	8 (-279)													
GABELLINI Lorenzo	8							8						

14/10/2018 * Independent teams

These data/results cannot be reproduced, stored and/or transmitted in whole or in part by any manner of electronic, mechanical, photocopying, recording, broadcasting or otherwise now known or herein after developed without the previous express consent by the copyright owner, except for reproduction in daily press and regular printed publications on sale to the public within 60 days of the event related to those data/results and always provided that copyright symbol appears together as follows below.

© DORNA WSBK ORGANIZATION Srl 2018

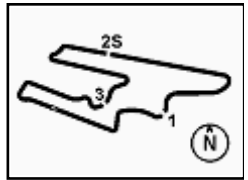
FICR PERUGIA TIMING



Official Tyre Supplier



Official Timekeeper



MOTUL Argentinian Round, 12 - 14 October 2018
World Supersport - Team Standings

San Juan Villicum Circuit 4.276 m
2 / 2

	February 25 PHILLIP ISLAND	March 25 BURIRAM	April 15 ARAGÓN	April 22 ASSEN	May 13 IMOLA	May 27 DONINGTON PARK	June 10 BRNO	July 8 MISANO	September 16 PORTIMAO	September 25 MAGNY COURS	October 14 VILLICUM	October 27 LOSAIL	
18 Team ROSSO CORSA				5									
BUSSOLOTTI Marco								5					
19 EMPERADOR Racing Team				4									
QUERO MARTINEZ Borja									4				
20 Team GoEleven Kawasaki				4									
CANDUCCI Michael			2										
STANGE Christian											2		
21 H43 Team NOBBY DENSO				2									
PONS Miquel									2				
22 GRT Yamaha Official WorldSSP Junior Team				2									
COPPOLA Alfonso							2						
23 Chromeburner Wayne's Racingteam MtM				2									
TESSELS Wayne					2								
24 Renzi Corse				1									
MORRENTINO Nicola Jr.						1							
25 Cube Racing				1									
TOPARIS Tom	1	1											

14/10/2018

These data/results cannot be reproduced, stored and/or transmitted in whole or in part by any manner of electronic, mechanical, photocopying, recording, broadcasting or otherwise now known or herein after developed without the previous express consent by the copyright owner, except for reproduction in daily press and regular printed publications on sale to the public within 60 days of the event related to those data/results and always provided that copyright symbol appears together as follows below.

© DORNA WSBK ORGANIZATION Srl 2018

FICR PERUGIA TIMING



Official Tyre Supplier



Official Timekeeper