

San Juan Villicum Circuit 4.276 m

1 / 4

MOTUL Argentinian Round, 12 - 14 October 2018
World Supersport - Lap Chart Race

		Lap																		
		1	2	3	4	5	6	7	8	9	10	11	12	13	14	15	16	17	18	19
1	16	16	16	16	16	16	16	16	16	16	16	16	16	16	16	16	16	16	16	16
2	144	144	144	144	144	144	144	144	144	144	144	144	144	144	144	11	11	11	11	11
3	6	6	6	6	6	6	11	11	11	11	11	11	11	11	144	144	144	144	144	
4	11	11	11	11	11	11	6	6	6	6	36	36	36	36	36	36	36	36	36	
5	111	36	36	36	36	36	36	36	36	36	6	6	6	6	6	6	6	6	6	
6	36	111	111	111	111	111	21	21	21	21	21	21	21	21	21	21	21	21	21	
7	3	3	3	3	3	21	111	111	111	111	111	111	111	111	111	111	111	111	111	
8	21	21	21	21	21	84	84	84	84	84	84	84	84	84	84	84	84	84	84	
9	84	84	84	84	84	86	78	78	78	78	78	78	78	78	78	78	78	78	78	
10	86	86	86	86	86	78	86	86	86	86	86	86	86	86	86	86	86	86	86	
11	38	78	78	78	78	98	98	98	98	98	98	98	98	98	98	98	98	86	86	
12	34	38	81	81	81	38	38	81	81	81	81	81	81	81	81	81	81	81	81	
13	81	34	38	38	38	81	81	38	38	38	38	38	38	38	88	38	38	38	38	
14	88	81	34	98	98	88	88	88	88	88	88	88	88	88	38	88	88	88	88	
15	78	88	98	88	88	56	56	56	56	56	56	56	56	56	56	56	56	56	56	
16	98	98	88	34	34	34	34	34	34	34	34	34	34	34	34	34	34	34	34	
17	56	51	51	56	56	49	49	49	49	49	49	49	49	49	49	49	49	49	49	
18	51	56	56	74	74	74	74	74	74	74	74	74	74	74	74	74	74	74	74	
19	49	49	49	49	49	12	10	12	12	10	10	12	12	10	10	10	10	12	12	
20	74	74	74	12	12	10	12	10	10	12	12	10	10	12	12	12	12	10	10	
21	10	10	10	10	10															
22	12	12	12																	
23	64																			

Final Result		
1	16 J. CLUZEL	Laps 19
2	11 S. CORTESE	0.240
3	144 L. MAHIAS	3.702
4	36 T. GRADINGER	8.310
5	6 C. PEROLARI	9.522
6	21 R. KRUMMENACHER	9.561
7	111 K. SMITH	16.720
8	78 H. OKUBO	29.187
9	98 H. BARBERA	29.328
10	84 L. CRESSON	30.323
11	86 A. BADOVINI	32.552
12	81 L. STAPLEFORD	34.299
13	38 H. SOOMER	37.210
14	88 C. STANGE	39.242
15	56 P. SEBESTYEN	42.604
16	34 J. ITURRIOZ	52.395
17	49 S. HORNSEY	1'02.229
18	74 J. VAN SIKKELERUS	1'06.312
19	12 A. MURLEY	1'45.814
20	10 N. CALERO	1'49.526
RET	3 R. DE ROSA	14 Laps
RET	51 G. VAN STRALEN	16 Laps
RET	64 F. CARICASULO	18 Laps

14/10/2018

These data/results cannot be reproduced, stored and/or transmitted in whole or in part by any manner of electronic, mechanical, photocopying, recording, broadcasting or otherwise now known or herein after developed without the previous express consent by the copyright owner, except for reproduction in daily press and regular printed publications on sale to the public within 60 days of the event related to those data/results and always provided that copyright symbol appears together as follows below.

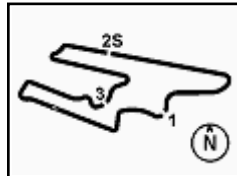
© DORNA WSBK ORGANIZATION Srl 2018

PIRELLI PERFORMING TIMING


Official Tyre Supplier



Official Timekeeper



San Juan Villicum Circuit 4.276 m

MOTUL Argentinian Round, 12 - 14 October 2018
World Supersport - Lap Chart Race

2 / 4

Lap 1		
1	16 J.Cluzel	14:32'31.624
2	144 L.Mahias	0.156
3	6 C.Perolari	0.360
4	11 S.Cortese	1.100
5	111 K.Smith	1.333
6	36 T.Gradinger	1.562
7	3 R.De Rosa	2.452
8	21 R.Krummenacher	2.799
9	84 L.Cresson	3.194
10	86 A.Badovini	3.395
11	38 H.Soomer	3.758
12	34 J.Iturrioz	4.353
13	81 L.Stapleford	4.477
14	88 C.Stange	4.672
15	78 H.Okubo	4.932
16	98 H.Barbera	5.086
17	56 P.Sebestyen	5.471
18	51 G.van Straalen	5.817
19	49 S.Hornsey	6.158
20	74 J.van Sikkelerus	6.380
21	10 N.Calero	7.176
22	12 A.Murley	7.811
23	64 F.Caricasulo	1'00.769

1	16 J.Cluzel	14:37'46.773
2	144 L.Mahias	0.205
3	6 C.Perolari	0.372
4	11 S.Cortese	1.216
5	36 T.Gradinger	2.017
6	111 K.Smith	2.672
7	3 R.De Rosa	3.565
8	21 R.Krummenacher	3.867
9	84 L.Cresson	5.324
10	86 A.Badovini	6.704
11	78 H.Okubo	8.891
12	81 L.Stapleford	10.522
13	38 H.Soomer	10.960
14	98 H.Barbera	11.211
15	88 C.Stange	12.064
16	34 J.Iturrioz	12.627
17	56 P.Sebestyen	13.141
18	74 J.van Sikkelerus	14.814
19	49 S.Hornsey	15.277
20	12 A.Murley	20.682
21	10 N.Calero	21.645

Lap 5		
1	16 J.Cluzel	14:39'31.470
2	144 L.Mahias	0.120
3	6 C.Perolari	0.417
4	11 S.Cortese	0.892
5	36 T.Gradinger	1.939
6	111 K.Smith	3.198
7	3 R.De Rosa	3.832
8	21 R.Krummenacher	4.354
9	84 L.Cresson	6.406
10	86 A.Badovini	7.785
11	78 H.Okubo	9.829
12	81 L.Stapleford	11.787
13	38 H.Soomer	12.063
14	98 H.Barbera	12.282
15	88 C.Stange	13.518
16	34 J.Iturrioz	15.130
17	56 P.Sebestyen	15.289
18	74 J.van Sikkelerus	17.169
19	49 S.Hornsey	17.796
20	12 A.Murley	25.191
21	10 N.Calero	25.764

Lap 2		
1	16 J.Cluzel	14:34'16.877
2	144 L.Mahias	0.277
3	6 C.Perolari	0.449
4	11 S.Cortese	1.037
5	36 T.Gradinger	1.431
6	111 K.Smith	1.573
7	3 R.De Rosa	2.408
8	21 R.Krummenacher	2.922
9	84 L.Cresson	3.749
10	86 A.Badovini	4.366
11	78 H.Okubo	6.853
12	38 H.Soomer	7.509
13	34 J.Iturrioz	7.594
14	81 L.Stapleford	7.816
15	88 C.Stange	8.030
16	98 H.Barbera	8.132
17	51 G.van Straalen	8.732
18	56 P.Sebestyen	8.956
19	49 S.Hornsey	9.612
20	74 J.van Sikkelerus	9.750
21	10 N.Calero	10.907
22	12 A.Murley	12.097

Lap 6		
1	16 J.Cluzel	14:41'16.281
2	144 L.Mahias	0.079
3	6 C.Perolari	0.384
4	11 S.Cortese	0.744
5	36 T.Gradinger	2.442
6	111 K.Smith	3.499
7	21 R.Krummenacher	4.307
8	84 L.Cresson	7.636
9	86 A.Badovini	10.267
10	78 H.Okubo	10.503
11	98 H.Barbera	14.176
12	38 H.Soomer	14.306
13	81 L.Stapleford	14.640
14	88 C.Stange	14.884
15	56 P.Sebestyen	17.072
16	34 J.Iturrioz	17.900
17	49 S.Hornsey	20.101
18	74 J.van Sikkelerus	21.474
19	12 A.Murley	29.836
20	10 N.Calero	30.484

Lap 3		
1	16 J.Cluzel	14:36'01.992
2	144 L.Mahias	0.187
3	6 C.Perolari	0.390
4	11 S.Cortese	1.075
5	36 T.Gradinger	1.484
6	111 K.Smith	1.987
7	3 R.De Rosa	2.520
8	21 R.Krummenacher	2.807
9	84 L.Cresson	4.429
10	86 A.Badovini	5.237
11	78 H.Okubo	7.741
12	81 L.Stapleford	9.287
13	38 H.Soomer	9.854
14	34 J.Iturrioz	10.015
15	98 H.Barbera	10.043
16	88 C.Stange	10.428
17	51 G.van Straalen	10.942
18	56 P.Sebestyen	11.357
19	49 S.Hornsey	12.079
20	74 J.van Sikkelerus	12.233
21	10 N.Calero	14.706
22	12 A.Murley	16.437

Lap 7		
1	16 J.Cluzel	14:43'00.854
2	144 L.Mahias	0.228
3	11 S.Cortese	0.624
4	6 C.Perolari	0.914
5	36 T.Gradinger	2.432
6	21 R.Krummenacher	4.365
7	111 K.Smith	4.692

8	84 L.Cresson	9.178
9	78 H.Okubo	11.793
10	86 A.Badovini	12.155
11	98 H.Barbera	15.740
12	38 H.Soomer	16.248
13	81 L.Stapleford	16.846
14	88 C.Stange	17.151
15	56 P.Sebestyen	18.623
16	34 J.Iturrioz	19.419
17	49 S.Hornsey	22.502
18	74 J.van Sikkelerus	24.374
19	10 N.Calero	36.022
20	12 A.Murley	36.421

Lap 8		
1	16 J.Cluzel	14:44'45.235
2	144 L.Mahias	0.127
3	11 S.Cortese	0.778
4	6 C.Perolari	1.311
5	36 T.Gradinger	2.504
6	21 R.Krummenacher	4.753
7	111 K.Smith	5.574
8	84 L.Cresson	11.003
9	78 H.Okubo	12.825
10	86 A.Badovini	13.520
11	98 H.Barbera	16.838
12	81 L.Stapleford	18.079
13	38 H.Soomer	18.324
14	88 C.Stange	18.675
15	56 P.Sebestyen	20.129
16	34 J.Iturrioz	21.476
17	49 S.Hornsey	26.614
18	74 J.van Sikkelerus	27.890
19	12 A.Murley	41.656
20	10 N.Calero	42.250

Lap 9		
1	16 J.Cluzel	14:46'29.516
2	144 L.Mahias	0.205
3	11 S.Cortese	0.728
4	6 C.Perolari	2.089
5	36 T.Gradinger	2.582
6	21 R.Krummenacher	5.192
7	111 K.Smith	6.456
8	84 L.Cresson	12.281
9	78 H.Okubo	13.992
10	86 A.Badovini	15.131
11	98 H.Barbera	18.367
12	81 L.Stapleford	19.220
13	38 H.Soomer	19.578
14	88 C.Stange	20.402
15	56 P.Sebestyen	22.366
16	34 J.Iturrioz	23.638
17	49 S.Hornsey	30.346
18	74 J.van Sikkelerus	31.189
19	12 A.Murley	47.515
20	10 N.Calero	47.673

Lap 10		
1	16 J.Cluzel	14:48'13.861
2	144 L.Mahias	0.174
3	11 S.Cortese	0.653
4	6 C.Perolari	3.043
5	36 T.Gradinger	3.220
6	21 R.Krummenacher	5.458
7	111 K.Smith	7.355
8	84 L.Cresson	13.884
9	78 H.Okubo	15.136
10	86 A.Badovini	16.102
11	98 H.Barbera	19.376
12	81 L.Stapleford	20.701
13	38 H.Soomer	21.029
14	88 C.Stange	22.109
15	56 P.Sebestyen	24.168
16	34 J.Iturrioz	26.346

Lap 11		
1	16 J.Cluzel	14:49'58.151
2	144 L.Mahias	0.314
3	11 S.Cortese	0.812
4	36 T.Gradinger	4.119
5	6 C.Perolari	4.285
6	21 R.Krummenacher	5.452
7	111 K.Smith	8.118
8	84 L.Cresson	15.318
9	78 H.Okubo	16.273
10	86 A.Badovini	18.418
11	98 H.Barbera	20.340
12	81 L.Stapleford	21.951
13	38 H.Soomer	23.674
14	88 C.Stange	23.953
15	56 P.Sebestyen	25.886
16	34 J.Iturrioz	28.557
17	49 S.Hornsey	36.740
18	74 J.van Sikkelerus	40.889
19	10 N.Calero	59.618
20	12 A.Murley	59.978

Lap 12		
1	16 J.Cluzel	14:51'42.582
2	144 L.Mahias	0.170
3	11 S.Cortese	0.568
4	36 T.Gradinger	4.432
5	6 C.Perolari	4.765
6	21 R.Krummenacher	5.939
7	111 K.Smith	9.114
8	84 L.Cresson	16.502
9	78 H.Okubo	17.788
10	86 A.Badovini	19.841
11	98 H.Barbera	21.160
12	81 L.Stapleford	24.819
13	38 H.Soomer	25.171
14	88 C.Stange	25.426
15	56 P.Sebestyen	27.493
16	34 J.Iturrioz	31.154
17	49 S.Hornsey	40.084
18	74 J.van Sikkelerus	44.071
19	12 A.Murley	1'06.207
20	10 N.Calero	1'06.618

Lap 13		
1	16 J.Cluzel	14:53'26.796
2	144 L.Mahias	0.443
3	11 S.Cortese	0.845
4	36 T.Gradinger	4.882
5	6 C.Perolari	5.221
6	21 R.Krummenacher	6.055
7	111 K.Smith	10.170
8	84 L.Cresson	18.057
9	78 H.Okubo	19.051
10	86 A.Badovini	21.545
11	98 H.Barbera	21.871
12	81 L.Stapleford	26.606
13	38 H.Soomer	26.973
14	88 C.Stange	27.072
15	56 P.Sebestyen	29.215
16	34 J.Iturrioz	33.989
17	49 S.Hornsey	43.228
18	74 J.van Sikkelerus	46.974
19	12 A.Murley	1'12.122
20	10 N.Calero	1'12.666

Lap 14		
1	16 J.Cluzel	14:55'10.915
2	144 L.Mahias	0.479

14/10/2018

These data/results cannot be reproduced, stored and/or transmitted in whole or in part by any manner of electronic, mechanical, photocopying, recording, broadcasting or otherwise now known or herein after developed without the previous express consent by the copyright owner, except for reproduction in daily press and regular printed publications on sale to the public within 60 days of the event related to those data/results and always provided that copyright symbol appears together as follows below.

© DORNA WSBK ORGANIZATION Srl 2018

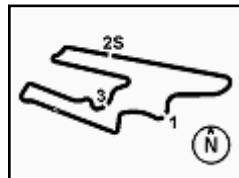
FICR PERUGIA TIMING



Official Tyre Supplier



Official Timekeeper



MOTUL Argentinian Round, 12 - 14 October 2018

World Supersport - Lap Chart Race

3	11	S.Cortese	0.973	12	81	L.Stapleford	31.469
4	36	T.Gradinger	5.147	13	38	H.Soomer	34.357
5	6	C.Perolari	5.740	14	88	C.Stange	34.798
6	21	R.Krummenacher	6.386	15	56	P.Sebestyen	38.215
7	111	K.Smith	11.152	16	34	J.Iturrioz	44.847
8	84	L.Cresson	19.691	17	49	S.Hornsey	55.407
9	78	H.Okubo	20.296	18	74	J.van Sikkelerus	58.259
10	86	A.Badovini	23.108	19	10	N.Calero	1'34.495
11	98	H.Barbera	23.713	20	12	A.Murley	1'34.959
12	81	L.Stapleford	27.764				
13	88	C.Stange	29.401				
14	38	H.Soomer	29.813				
15	56	P.Sebestyen	32.231				
16	34	J.Iturrioz	36.512				
17	49	S.Hornsey	46.338				
18	74	J.van Sikkelerus	49.785				
19	10	N.Calero	1'18.374				
20	12	A.Murley	1'18.845				

Lap 18

1	16	J.Cluzel	15:02'07.345
2	11	S.Cortese	0.348
3	144	L.Mahias	3.201
4	36	T.Gradinger	7.517
5	6	C.Perolari	8.401
6	21	R.Krummenacher	8.648
7	111	K.Smith	15.556
8	84	L.Cresson	26.596
9	78	H.Okubo	26.817
10	98	H.Barbera	27.728
11	86	A.Badovini	29.221
12	81	L.Stapleford	32.460
13	38	H.Soomer	35.752
14	88	C.Stange	36.904
15	56	P.Sebestyen	40.252
16	34	J.Iturrioz	49.014
17	49	S.Hornsey	58.337
18	74	J.van Sikkelerus	1'01.289
19	12	A.Murley	1'39.892
20	10	N.Calero	1'43.140

Lap 19

1	16	J.Cluzel	15:03'51.526
2	11	S.Cortese	0.240
3	144	L.Mahias	3.702
4	36	T.Gradinger	8.310
5	6	C.Perolari	9.522
6	21	R.Krummenacher	9.561
7	111	K.Smith	16.720
8	78	H.Okubo	29.187
9	98	H.Barbera	29.328
10	84	L.Cresson	30.323
11	86	A.Badovini	32.552
12	81	L.Stapleford	34.299
13	38	H.Soomer	37.210
14	88	C.Stange	39.242
15	56	P.Sebestyen	42.604
16	34	J.Iturrioz	52.395
17	49	S.Hornsey	1'02.229
18	74	J.van Sikkelerus	1'06.312
19	12	A.Murley	1'45.814
20	10	N.Calero	1'49.526

Lap 15

1	16	J.Cluzel	14:56'55.065
2	11	S.Cortese	0.974
3	144	L.Mahias	1.543
4	36	T.Gradinger	5.631
5	6	C.Perolari	6.298
6	21	R.Krummenacher	6.551
7	111	K.Smith	12.455
8	84	L.Cresson	21.293
9	78	H.Okubo	21.898
10	86	A.Badovini	24.369
11	98	H.Barbera	25.273
12	81	L.Stapleford	28.786
13	38	H.Soomer	31.284
14	88	C.Stange	31.426
15	56	P.Sebestyen	33.978
16	34	J.Iturrioz	39.407
17	49	S.Hornsey	49.412
18	74	J.van Sikkelerus	52.739
19	10	N.Calero	1'23.641
20	12	A.Murley	1'24.455

Lap 16

1	16	J.Cluzel	14:58'39.231
2	11	S.Cortese	0.731
3	144	L.Mahias	1.618
4	36	T.Gradinger	5.688
5	6	C.Perolari	6.864
6	21	R.Krummenacher	7.196
7	111	K.Smith	13.584
8	84	L.Cresson	22.899
9	78	H.Okubo	23.644
10	86	A.Badovini	25.584
11	98	H.Barbera	25.993
12	81	L.Stapleford	30.198
13	38	H.Soomer	32.878
14	88	C.Stange	33.150
15	56	P.Sebestyen	36.167
16	34	J.Iturrioz	41.933
17	49	S.Hornsey	52.382
18	74	J.van Sikkelerus	55.403
19	10	N.Calero	1'29.490
20	12	A.Murley	1'30.162

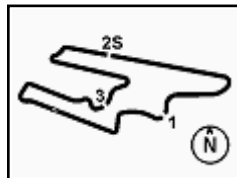
Lap 17

1	16	J.Cluzel	15:00'23.174
2	11	S.Cortese	0.606
3	144	L.Mahias	2.583
4	36	T.Gradinger	6.850
5	6	C.Perolari	7.933
6	21	R.Krummenacher	8.109
7	111	K.Smith	14.693
8	84	L.Cresson	24.629
9	78	H.Okubo	25.143
10	98	H.Barbera	26.946
11	86	A.Badovini	27.448

14/10/2018

These data/results cannot be reproduced, stored and/or transmitted in whole or in part by any manner of electronic, mechanical, photocopying, recording, broadcasting or otherwise now known or herein after developed without the previous express consent by the copyright owner, except for reproduction in daily press and regular printed publications on sale to the public within 60 days of the event related to those data/results and always provided that copyright symbol appears together as follows below.

© DORNA WSBK ORGANIZATION Srl 2018



Race Pace Comparison

	16 Clu	11 Cor	144 Mah	36 Gra	6 Per	21 Kru	111 Smi	78 Oku	98 Bar	84 Cre	86 Bad	81 Sta	38 Soo	88 Stg
1	1'48.089	1'49.189	1'48.245	1'49.651	1'48.449	1'50.888	1'49.422	1'53.021	1'53.175	1'51.283	1'51.484	1'52.566	1'51.847	1'52.761
2	1'45.253	1'45.190	1'45.374	1'45.122	1'45.342	1'45.376	1'45.493	1'47.174	1'48.299	1'45.808	1'46.224	1'48.592	1'49.004	1'48.611
3	1'45.115	1'45.153	1'45.025	1'45.168	1'45.056	1'45.000	1'45.529	1'46.003	1'47.026	1'45.795	1'45.986	1'46.586	1'47.460	1'47.513
4	1'44.781	1'44.922	1'44.799	1'45.314	1'44.763	1'45.841	1'45.466	1'45.931	1'45.949	1'45.676	1'46.248	1'46.016	1'45.887	1'46.417
5	1'44.697	1'44.373	1'44.612	1'44.619	1'44.742	1'45.184	1'45.223	1'45.635	1'45.768	1'45.779	1'45.778	1'45.962	1'45.800	1'46.151
6	1'44.811	1'44.663	1'44.770	1'45.314	1'44.778	1'44.764	1'45.112	1'45.485	1'46.705	1'46.041	1'47.293	1'47.664	1'47.054	1'46.177
7	1'44.573	1'44.453	1'44.722	1'44.563	1'45.103	1'44.631	1'45.766	1'45.863	1'46.137	1'46.115	1'46.461	1'46.779	1'46.515	1'46.840
8	1'44.381	1'44.535	1'44.280	1'44.453	1'44.778	1'44.769	1'45.263	1'45.413	1'45.479	1'46.206	1'45.746	1'45.614	1'46.457	1'45.905
9	1'44.281	1'44.231	1'44.359	1'44.359	1'45.059	1'44.720	1'45.163	1'45.448	1'45.810	1'45.559	1'45.892	1'45.422	1'45.535	1'46.008
10	1'44.345	1'44.270	1'44.314	1'44.983	1'45.299	1'44.611	1'45.244	1'45.489	1'45.354	1'45.948	1'45.316	1'45.826	1'45.796	1'46.052
11	1'44.290	1'44.449	1'44.430	1'45.189	1'45.532	1'44.284	1'45.053	1'45.427	1'45.254	1'45.724	1'46.606	1'45.540	1'46.935	1'46.134
12	1'44.431	1'44.187	1'44.287	1'44.744	1'44.911	1'44.918	1'45.427	1'45.946	1'45.251	1'45.615	1'45.854	1'47.299	1'45.928	1'45.904
13	1'44.214	1'44.491	1'44.487	1'44.664	1'44.670	1'44.330	1'45.270	1'45.477	1'44.925	1'45.769	1'45.918	1'46.001	1'46.016	1'45.860
14	1'44.119	1'44.247	1'44.155	1'44.384	1'44.638	1'44.450	1'45.101	1'45.364	1'45.961	1'45.753	1'45.682	1'45.277	1'46.959	1'46.448
15	1'44.150	1'44.151	1'45.214	1'44.634	1'44.708	1'44.315	1'45.453	1'45.752	1'45.710	1'45.752	1'45.411	1'45.172	1'45.621	1'46.175
16	1'44.166	1'43.923	1'44.241	1'44.223	1'44.732	1'44.811	1'45.295	1'45.912	1'44.886	1'45.772	1'45.381	1'45.578	1'45.760	1'45.890
17	1'43.943	1'43.818	1'44.908	1'45.105	1'45.012	1'44.856	1'45.052	1'45.442	1'44.896	1'45.673	1'45.807	1'45.214	1'45.422	1'45.591
18	1'44.171	1'43.913	1'44.789	1'44.838	1'44.639	1'44.710	1'45.034	1'45.845	1'44.953	1'46.138	1'45.944	1'45.162	1'45.566	1'46.277
19	1'44.181	1'44.073	1'44.682	1'44.974	1'45.302	1'45.094	1'45.345	1'46.551	1'45.781	1'47.908	1'47.512	1'46.020	1'45.639	1'46.519

	56 Seb	34 Itu	49 Hor	74 vSk	12 Mur	10 Cal	3 DeR	51 vSt	64 Car
1	1'53.560	1'52.442	1'54.247	1'54.469	1'55.900	1'55.265	1'50.541	1'53.906	2'48.858
2	1'48.738	1'48.494	1'48.707	1'48.623	1'49.539	1'48.984	1'45.209	1'48.168	
3	1'47.516	1'47.536	1'47.582	1'47.598	1'49.455	1'48.914	1'45.227	1'47.325	
4	1'46.565	1'47.393	1'47.979	1'47.362	1'49.026	1'51.720	1'45.826		
5	1'46.845	1'47.200	1'47.216	1'47.052	1'49.206	1'48.816	1'44.964		
6	1'46.594	1'47.581	1'47.116	1'49.116	1'49.456	1'49.531			
7	1'46.124	1'46.092	1'46.974	1'47.473	1'51.158	1'50.111			
8	1'45.887	1'46.438	1'48.493	1'47.897	1'49.616	1'50.609			
9	1'46.518	1'46.443	1'48.013	1'47.580	1'50.140	1'49.704			
10	1'46.147	1'47.053	1'47.523	1'50.787	1'51.155	1'50.321			
11	1'46.008	1'46.501	1'47.506	1'47.548	1'49.943	1'50.259			
12	1'46.038	1'47.028	1'47.775	1'47.613	1'50.660	1'51.431			
13	1'45.936	1'47.049	1'47.358	1'47.117	1'50.129	1'50.262			
14	1'47.135	1'46.642	1'47.229	1'46.930	1'50.842	1'49.827			
15	1'45.897	1'47.045	1'47.224	1'47.104	1'49.760	1'49.417			
16	1'46.355	1'46.692	1'47.136	1'46.830	1'49.873	1'50.015			
17	1'45.991	1'46.857	1'46.968	1'46.799	1'48.740	1'48.948			
18	1'46.208	1'48.338	1'47.101	1'47.201	1'49.104	1'52.816			
19	1'46.533	1'47.562	1'48.073	1'49.204	1'50.103	1'50.567			

14/10/2018

These data/results cannot be reproduced, stored and/or transmitted in whole or in part by any manner of electronic, mechanical, photocopying, recording, broadcasting or otherwise now known or herein after developed without the previous express consent by the copyright owner, except for reproduction in daily press and regular printed publications on sale to the public within 60 days of the event related to those data/results and always provided that copyright symbol appears together as follows below.

© DORNA WSBK ORGANIZATION Srl 2018

FCR PERUGIA TIMING



Official Tyre Supplier



Official Timekeeper