

MOTUL Argentinian Round, 12 - 14 October 2018

World Supersport - Chronological Analysis Race

San Juan Villicum Circuit 4.276 m

Start at 14:30'43.535

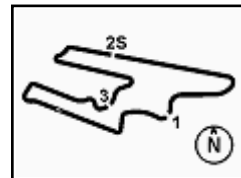
1 / 4

1° 16 J. CLUZEL (1'43.943)								19	22.625	27.686	26.955	27.416	1'44.682	265.4	15:03'55.228
Lap	Seg.1	Seg.2	Seg.3	Seg.4	Lap Time	km/h	Local Time	Race Time 33'11.693							
1		27.876	27.099	27.495	1'48.089	266.0	14:32'31.624								
2	22.952	27.790	26.929	27.582	1'45.253	264.7	14:34'16.877								
3	23.036	27.694	26.894	27.491	1'45.115	265.4	14:36'01.992								
4	22.849	27.601	26.813	27.518	1'44.781	268.0	14:37'46.773								
5	22.777	27.644	26.755	27.521	1'44.697	266.7	14:39'31.470								
6	22.774	27.562	26.871	27.604	1'44.811	266.7	14:41'16.281								
7	22.663	27.656	26.737	27.517	1'44.573	266.7	14:43'00.854								
8	22.706	27.590	26.694	27.391	1'44.381	266.7	14:44'45.235								
9	22.656	27.597	26.665	27.363	1'44.281	266.7	14:46'29.516								
10	22.620	27.621	26.710	27.394	1'44.345	267.3	14:48'13.861								
11	22.682	27.604	26.634	27.370	1'44.290	267.3	14:49'58.151								
12	22.590	27.579	26.583	27.679	1'44.431	268.0	14:51'42.582								
13	22.559	27.604	26.595	27.456	1'44.214	266.7	14:53'26.796								
14	22.559	27.546	26.631	27.383	1'44.119	266.7	14:55'10.915								
15	22.617	27.528	26.669	27.336	1'44.150	266.7	14:56'55.065								
16	22.535	27.566	26.749	27.316	1'44.166	266.7	14:58'39.231								
17	22.509	27.525	26.617	27.292	1'43.943	266.7	15:00'23.174								
18	22.582	27.467	26.704	27.418	1'44.171	267.3	15:02'07.345								
19	22.643	27.528	26.542	27.468	1'44.181	268.0	15:03'51.526								
Race Time 33'07.991															
2° 11 S. CORTESE (1'43.818)								4° 36 T. GRADINGER (1'44.223)							
Lap	Seg.1	Seg.2	Seg.3	Seg.4	Lap Time	km/h	Local Time	Lap	Seg.1	Seg.2	Seg.3	Seg.4	Lap Time	km/h	Local Time
1		27.819	27.530	27.650	1'49.189	268.7	14:32'32.724	1		28.082	27.608	27.635	1'49.651	268.7	14:32'33.186
2	22.860	27.639	27.151	27.540	1'45.190	269.3	14:34'17.914	2	22.713	27.650	27.265	27.494	1'45.122	272.7	14:34'18.308
3	22.916	27.618	27.052	27.567	1'45.153	270.0	14:36'03.067	3	22.689	27.686	27.223	27.570	1'45.168	270.0	14:36'03.476
4	22.698	27.490	27.136	27.598	1'44.922	271.4	14:37'47.989	4	22.570	27.749	27.429	27.566	1'45.314	268.7	14:37'48.790
5	22.563	27.501	26.992	27.317	1'44.373	270.7	14:39'32.362	5	22.543	27.623	26.981	27.472	1'44.619	268.0	14:39'33.409
6	22.709	27.434	27.140	27.380	1'44.663	272.0	14:41'17.025	6	22.645	27.795	27.451	27.423	1'45.314	266.7	14:41'18.723
7	22.691	27.304	27.028	27.430	1'44.453	273.4	14:43'01.478	7	22.540	27.773	26.824	27.426	1'44.563	267.3	14:43'03.286
8	22.676	27.489	26.997	27.373	1'44.535	270.0	14:44'46.013	8	22.508	27.788	26.849	27.308	1'44.453	266.7	14:44'47.739
9	22.679	27.334	26.856	27.362	1'44.231	272.0	14:46'30.244	9	22.450	27.681	26.815	27.413	1'44.359	268.7	14:46'32.098
10	22.706	27.339	26.820	27.405	1'44.270	272.0	14:48'14.514	10	22.588	27.795	27.064	27.536	1'44.983	268.7	14:48'17.081
11	22.705	27.393	26.892	27.459	1'44.449	272.7	14:49'58.963	11	22.859	27.782	26.877	27.671	1'45.189	268.7	14:50'02.270
12	22.664	27.281	26.842	27.400	1'44.187	272.7	14:51'43.150	12	22.622	27.848	26.796	27.478	1'44.744	266.0	14:51'47.014
13	22.704	27.470	26.988	27.329	1'44.491	272.7	14:53'27.641	13	22.504	27.836	26.737	27.587	1'44.664	266.7	14:53'31.678
14	22.673	27.477	26.835	27.262	1'44.247	270.0	14:55'11.888	14	22.416	27.750	26.815	27.403	1'44.384	266.0	14:55'16.062
15	22.657	27.436	26.748	27.310	1'44.151	271.4	14:56'56.039	15	22.401	27.815	26.834	27.584	1'44.634	266.7	14:57'00.696
16	22.645	27.267	26.804	27.207	1'43.923	269.3	14:58'39.962	16	22.504	27.717	26.631	27.371	1'44.223	267.3	14:58'44.919
17	22.488	27.323	26.734	27.273	1'43.818	269.3	15:00'23.780	17	22.550	27.696	26.689	28.170	1'45.105	266.7	15:00'30.024
18	22.510	27.285	26.759	27.359	1'43.913	270.0	15:02'07.693	18	22.583	27.826	26.764	27.665	1'44.838	267.3	15:02'14.862
19	22.685	27.170	26.935	27.283	1'44.073	270.7	15:03'51.766	19	22.523	27.868	26.890	27.693	1'44.974	266.7	15:03'59.836
Race Time 33'08.231								Race Time 33'16.301							
3° 144 L. MAHIAS (1'44.155)								5° 6 C. PEROLARI (1'44.638)							
Lap	Seg.1	Seg.2	Seg.3	Seg.4	Lap Time	km/h	Local Time	Lap	Seg.1	Seg.2	Seg.3	Seg.4	Lap Time	km/h	Local Time
1		28.243	27.268	27.417	1'48.245	260.2	14:32'31.780	1		27.982	27.383	27.348	1'48.449	260.2	14:32'31.984
2	22.931	27.811	27.128	27.504	1'45.374	265.4	14:34'17.154	2	22.892	27.841	27.176	27.433	1'45.342	264.7	14:34'17.326
3	22.832	27.818	26.987	27.388	1'45.025	266.7	14:36'02.179	3	22.814	27.785	27.063	27.394	1'45.056	266.7	14:36'02.382
4	22.812	27.648	26.912	27.427	1'44.799	267.3	14:37'46.978	4	22.768	27.547	27.053	27.395	1'44.763	264.1	14:37'47.145
5	22.746	27.658	26.882	27.326	1'44.612	267.3	14:39'31.590	5	22.850	27.603	26.942	27.347	1'44.742	266.0	14:39'31.887
6	22.777	27.690	26.932	27.371	1'44.770	266.7	14:41'16.360	6	22.759	27.734	26.998	27.287	1'44.778	264.7	14:41'16.665
7	22.786	27.535	26.968	27.433	1'44.722	265.4	14:43'01.082	7	22.696	27.717	27.254	27.436	1'45.103	264.7	14:43'01.768
8	22.669	27.616	26.743	27.252	1'44.280	264.7	14:44'45.362	8	22.612	27.689	27.011	27.466	1'44.778	264.1	14:44'46.546
9	22.737	27.593	26.824	27.205	1'44.359	265.4	14:46'29.721	9	22.683	27.786	27.164	27.426	1'45.059	262.8	14:46'31.605
10	22.579	27.644	26.790	27.301	1'44.314	266.7	14:48'14.035	10	22.855	27.749	27.166	27.529	1'45.299	260.2	14:48'16.904
11	22.644	27.734	26.721	27.331	1'44.430	265.4	14:49'58.465	11	22.883	28.031	27.136	27.482	1'45.532	259.0	14:50'02.436
12	22.494	27.630	26.777	27.386	1'44.287	266.7	14:51'42.752	12	22.701	27.684	27.040	27.486	1'44.911	265.4	14:51'47.347
13	22.686	27.698	26.712	27.391	1'44.487	266.7	14:53'27.239	13	22.576	27.615	26.987	27.492	1'44.670	265.4	14:53'32.017
14	22.639	27.635	26.687	27.194	1'44.155	265.4	14:55'11.394	14	22.613	27.613	27.009	27.403	1'44.638	264.1	14:55'16.655
15	22.725	27.960	27.042	27.487	1'45.214	264.1	14:56'56.608	15	22.630	27.615	27.041	27.422	1'44.708	263.4	14:57'01.363
16	22.518	27.603	26.872	27.248	1'44.241	266.0	14:58'40.849	16	22.645	27.690	27.043	27.354	1'44.732	262.8	14:58'46.095
17	22.615	27.780	27.131	27.382	1'44.908	264.1	15:00'25.757	17	22.747	27.725	27.068	27.472	1'45.012	259.6	15:00'31.107
18	22.695	27.863	26.946	27.285	1'44.789	264.1	15:02'10.546	18	22.613	27.641	27.024	27.361	1'44.639	262.8	15:02'15.746
Race Time 33'08.231								Race Time 33'17.513							
6° 21 R. KRUMMENACHER (1'44.284)															
Lap	Seg.1	Seg.2	Seg.3	Seg.4	Lap Time	km/h	Local Time								
1		28.575	27.632	27.968	1'50.888	266.0	14:32'34.423								
2	22.874	27.722	27.298	27.482	1'45.376	266.7	14:34'19.799								
3	22.721	27.688	27.036	27.555	1'45.000	268.7	14:36'04.799								
4	22.879	27.550	27.072	28.340	1'45.841	272.0	14:37'50.640								
5	23.013	27.597	27.103	27.471	1'45.184	271.4	14:39'35.824								
6	22.847	27.547	26.910	27.460	1'44.764	268.0	14:41'20.588								
7	22.697	27.561	26.974	27.399	1'44.631	268.7	14:43'05.219								
8	22.725	27.693	27.053	27.298	1'44.769	265.4	14:44'49.988								
9	22.757	27.563	26.952	27.448	1'44.720	266.7	14:46'34.708								
10	22.563	27.741	26.799	27.508	1'44.611	266.7	14:48'19.319								
11	22.583	27.492	26.911	27.298	1'44.284	268.0	14:50'03.603								
12	22.968	27.524	27.090	27.336	1'44.918	268.0	14:51'48.521								
13	22.620	27.520	26.844	27.346	1'44.330	268.0	14:53'32.851								
14	22.578	27.581	26.916	27.375	1'44.450	268.7	14:55'17.301								
15	22.685	27.523	26.699	27.408	1'44.315	270.0	14:57'01.616								
16	22.715	27.564	27.119	27.413	1'44.811	272.0	14:58'46.427								

14/10/2018 P = Pits In/Out - C = Lap Time Cancelled

These data/results cannot be reproduced, stored and/or transmitted in whole or in part by any manner of electronic, mechanical, photocopying, recording, broadcasting or otherwise now known or herein after developed without the previous express consent by the copyright owner, except for reproduction in daily press and regular printed publications on sale to the public within 60 days of the event related to those data/results and always provided that copyright symbol appears together as follows below.

© DORNA WSBK ORGANIZATION Srl 2018



MOTUL Argentinian Round, 12 - 14 October 2018

World Supersport - Chronological Analysis Race

San Juan Villicum Circuit 4.276 m

Start at 14:30'43.535

2 / 4

17	22.715	27.572	27.160	27.409	1'44.856	261,5	15:00'31.283	15	22.912	27.690	27.648	27.460	1'45.710	265,4	14:57'20.338
18	22.771	27.561	27.021	27.357	1'44.710	270,7	15:02'15.993	16	22.596	27.710	27.165	27.415	1'44.886	264,7	14:59'05.224
19	22.810	27.424	27.356	27.504	1'45.094	271,4	15:04'01.087	17	22.538	27.695	27.155	27.508	1'44.896	263,4	15:00'50.120

Race Time 33'17.552

Race Time 33'37.319

7° 111 K. SMITH (1'45.034)							
Lap	Seg.1	Seg.2	Seg.3	Seg.4	Lap Time	km/h	Local Time
1		27.952	27.712	27.712	1'49.422	263,4	14:32'32.957
2	22.774	27.799	27.407	27.513	1'45.493	267,3	14:34'18.450
3	22.811	27.867	27.237	27.614	1'45.529	265,4	14:36'03.979
4	22.884	27.857	27.128	27.597	1'45.466	263,4	14:37'49.445
5	22.795	27.786	27.027	27.615	1'45.223	264,1	14:39'34.668
6	22.683	27.715	27.272	27.442	1'45.112	263,4	14:41'19.780
7	22.568	27.670	27.989	27.539	1'45.766	264,1	14:43'05.546
8	22.727	27.702	27.346	27.488	1'45.263	264,1	14:44'50.809
9	22.655	27.745	27.274	27.489	1'45.163	262,1	14:46'35.972
10	22.548	27.787	27.084	27.825	1'45.244	262,8	14:48'21.216
11	22.573	27.677	27.210	27.593	1'45.053	262,8	14:50'06.269
12	22.632	27.711	27.442	27.642	1'45.427	262,1	14:51'51.696
13	22.687	27.690	27.216	27.677	1'45.270	262,8	14:53'36.966
14	22.664	27.700	27.192	27.545	1'45.101	262,1	14:55'22.067
15	22.800	27.892	27.107	27.654	1'45.453	262,8	14:57'07.520
16	22.815	27.738	27.284	27.458	1'45.295	262,8	14:58'52.815
17	22.845	27.648	27.130	27.429	1'45.052	261,5	15:00'37.867
18	22.541	27.811	26.985	27.697	1'45.034	262,1	15:02'22.901
19	22.730	27.823	27.111	27.681	1'45.345	262,1	15:04'08.246

Race Time 33'24.711

8° 78 H. OKUBO (1'45.364)							
Lap	Seg.1	Seg.2	Seg.3	Seg.4	Lap Time	km/h	Local Time
1		28.662	28.065	28.243	1'53.021	268,0	14:32'36.556
2	23.437	27.796	28.159	27.782	1'47.174	266,7	14:34'23.730
3	22.875	27.972	27.319	27.837	1'46.003	261,5	14:36'09.733
4	22.945	27.818	27.318	27.850	1'45.931	260,9	14:37'55.664
5	22.935	27.819	27.269	27.612	1'45.635	264,7	14:39'41.299
6	22.842	27.771	27.187	27.685	1'45.485	264,7	14:41'26.784
7	22.922	27.687	27.520	27.734	1'45.863	265,4	14:43'12.647
8	22.762	27.830	27.196	27.625	1'45.413	263,4	14:44'58.060
9	22.724	27.781	27.167	27.776	1'45.448	263,4	14:46'43.508
10	22.893	27.742	27.129	27.725	1'45.489	263,4	14:48'28.997
11	22.797	27.749	27.091	27.790	1'45.427	264,7	14:50'14.424
12	22.824	27.717	27.707	27.698	1'45.946	264,7	14:52'00.370
13	22.772	27.790	27.043	27.872	1'45.477	264,1	14:53'45.847
14	22.707	27.641	27.120	27.896	1'45.364	264,1	14:55'31.211
15	22.919	27.698	27.287	27.848	1'45.752	264,1	14:57'16.963
16	22.875	27.840	27.304	27.893	1'45.912	264,7	14:59'02.875
17	22.735	27.708	27.236	27.763	1'45.442	265,4	15:00'48.317
18	22.863	27.922	27.288	27.772	1'45.845	265,4	15:02'34.162
19	22.890	27.830	27.896	27.935	1'46.551	266,7	15:04'20.713

Race Time 33'37.178

9° 98 H. BARBERA (1'44.886)							
Lap	Seg.1	Seg.2	Seg.3	Seg.4	Lap Time	km/h	Local Time
1		28.499	28.596	28.115	1'53.175	269,3	14:32'36.710
2	23.500	28.103	28.629	28.067	1'48.299	270,0	14:34'25.009
3	23.451	28.106	27.515	27.954	1'47.026	264,7	14:36'12.035
4	23.003	28.208	27.242	27.496	1'45.949	264,1	14:37'57.984
5	22.817	27.929	27.286	27.736	1'45.768	265,4	14:39'43.752
6	22.789	27.776	27.731	28.409	1'46.705	260,2	14:41'30.457
7	23.428	27.882	27.223	27.604	1'46.137	262,1	14:43'16.594
8	22.760	27.976	27.318	27.425	1'45.479	259,6	14:45'02.073
9	22.756	27.990	27.223	27.841	1'45.810	259,6	14:46'47.883
10	22.675	28.009	27.094	27.576	1'45.354	260,9	14:48'33.237
11	22.746	27.933	27.102	27.473	1'45.254	260,2	14:50'18.491
12	22.722	27.889	27.136	27.504	1'45.251	260,9	14:52'03.742
13	22.567	27.677	27.148	27.533	1'44.925	263,4	14:53'48.667
14	22.660	27.669	28.333	27.299	1'45.961	262,1	14:55'34.628

10° 84 L. CRESSON (1'45.559)							
Lap	Seg.1	Seg.2	Seg.3	Seg.4	Lap Time	km/h	Local Time
1		28.678	27.628	28.051	1'51.283	266,0	14:32'34.818
2	22.878	27.648	27.434	27.848	1'45.808	271,4	14:34'20.626
3	22.770	27.674	27.622	27.729	1'45.795	269,3	14:36'06.421
4	22.926	27.788	27.202	27.760	1'45.676	270,7	14:37'52.097
5	22.806	27.632	27.460	27.881	1'45.779	270,7	14:39'37.876
6	23.007	27.761	27.474	27.799	1'46.041	268,0	14:41'23.917
7	23.050	27.857	27.435	27.773	1'46.115	269,3	14:43'10.032
8	22.942	27.795	27.628	27.841	1'46.206	266,0	14:44'56.238
9	22.723	27.684	27.343	27.809	1'45.559	266,0	14:46'41.797
10	22.920	27.761	27.169	28.098	1'45.948	266,7	14:48'27.745
11	22.963	27.738	27.238	27.785	1'45.724	267,3	14:50'13.469
12	23.061	27.613	27.167	27.774	1'45.615	267,3	14:51'59.084
13	22.980	27.766	27.226	27.797	1'45.769	266,7	14:53'44.853
14	22.818	27.807	27.303	27.825	1'45.753	267,3	14:55'30.606
15	22.912	27.740	27.348	27.752	1'45.752	266,7	14:57'16.358
16	22.891	27.909	27.136	27.836	1'45.772	267,3	14:59'02.130
17	22.856	27.865	27.126	27.826	1'45.673	267,3	15:00'47.803
18	23.024	27.869	27.393	27.852	1'46.138	266,7	15:02'33.941
19	22.930	27.729	28.878	28.371	1'47.908	267,3	15:04'21.849

Race Time 33'38.314

11° 86 A. BADOVINI (1'45.316)							
Lap	Seg.1	Seg.2	Seg.3	Seg.4	Lap Time	km/h	Local Time
1		28.788	27.611	27.978	1'51.484	261,5	14:32'35.019
2	22.893	28.281	27.337	27.713	1'46.224	254,7	14:34'21.243
3	23.014	28.266	27.114	27.592	1'45.986	254,1	14:36'07.229
4	22.819	28.107	27.442	27.880	1'46.248	255,9	14:37'53.477
5	22.817	28.144	27.189	27.628	1'45.778	256,5	14:39'39.255
6	22.876	28.109	28.526	27.782	1'47.293	254,1	14:41'26.548
7	22.826	28.184	27.759	27.692	1'46.461	257,8	14:43'13.009
8	22.711	28.074	27.309	27.652	1'45.746	255,3	14:44'58.755
9	22.905	28.141	27.180	27.666	1'45.892	254,7	14:46'44.647
10	22.602	28.062	27.117	27.535	1'45.316	255,3	14:48'29.963
11	22.657	28.091	27.163	28.695	1'46.606	256,5	14:50'16.569
12	22.850	28.039	27.288	27.677	1'45.854	254,1	14:52'02.423
13	22.728	28.142	27.234	27.814	1'45.918	255,3	14:53'48.341
14	22.687	28.114	27.202	27.679	1'45.682	256,5	14:55'34.023
15	22.834	28.092	26.997	27.488	1'45.411	255,3	14:57'19.434
16	22.637	28.094	27.113	27.537	1'45.381	256,5	14:59'04.815
17	22.663	28.054	27.391	27.699	1'45.807	256,5	15:00'50.622
18	22.863	28.138	27.190	27.753	1'45.944	255,3	15:02'36.566
19	23.279	28.262	27.910	28.061	1'47.512	254,1	15:04'24.078

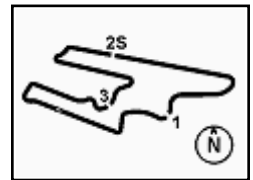
Race Time 33'40.543

12° 81 L. STAPLEFORD (1'45.162)							
Lap	Seg.1	Seg.2	Seg.3	Seg.4	Lap Time	km/h	Local Time
1		28.734	28.347	28.080	1'52.566	257,8	14:32'36.101
2	24.036	28.084	28.437	28.035	1'48.592	260,9	14:34'24.693
3	23.306	27.970	27.514	27.796	1'46.586	262,8	14:36'11.279
4	22.746	27.906	27.600	27.764	1'46.016	264,1	14:37'57.295
5	22.903	27.886	27.442	27.731	1'45.962	264,7	14:39'43.257
6	22.889	28.016	27.670	29.089	1'47.664	264,1	14:41'30.921
7	23.442	28.181	27.541	27.615	1'46.779	264,1	14:43'17.700
8	22.909	27.794	27.252	27.659	1'45.614	264,7	14:45'03.314
9	22.884	27.688	27.170	27.680	1'45.422	263,4	14:46'48.736
10	22.813	27.987	27.311	27.715	1'45.826	264,7	14:48'34.562
11	22.801	27.795	27.301	27.643	1'45.504	264,1	14:50'20.102
12	24.112	27.965	27.456	27.766	1'47.299	262,8	14:52'07.401

14/10/2018 P = Pits In/Out - C = Lap Time Cancelled

These data/results cannot be reproduced, stored and/or transmitted in whole or in part by any manner of electronic, mechanical, photocopying, recording, broadcasting or otherwise now known or herein after developed without the previous express consent by the copyright owner, except for reproduction in daily press and regular printed publications on sale to the public within 60 days of the event related to those data/results and always provided that copyright symbol appears together as follows below.

© DORNA WSBK ORGANIZATION Srl 2018



MOTUL Argentinian Round, 12 - 14 October 2018

World Supersport - Chronological Analysis Race

San Juan Villicum Circuit 4.276 m

Start at 14:30'43.535

3 / 4

13	22.903	28.059	27.305	27.734	1'46.001	264,1	14:53'53.402	11	22.933	28.028	27.240	27.807	1'46.008	260,2	14:50'24.037
14	22.805	27.659	27.209	27.604	1'45.277	262,1	14:55'38.679	12	22.970	27.920	27.278	27.870	1'46.038	260,9	14:52'10.075
15	22.689	27.665	27.186	27.632	1'45.172	263,4	14:57'23.851	13	22.841	27.911	27.390	27.794	1'45.936	260,2	14:53'56.011
16	22.827	27.800	27.289	27.662	1'45.578	262,8	14:59'09.429	14	23.000	28.120	28.005	28.010	1'47.135	260,9	14:55'43.146
17	22.815	27.707	27.192	27.500	1'45.214	262,8	15:00'54.643	15	22.900	27.997	27.313	27.687	1'45.897	260,2	14:57'29.043
18	22.757	27.653	27.237	27.515	1'45.162	263,4	15:02'39.805	16	22.942	28.007	27.477	27.929	1'46.355	259,6	14:59'15.398
19	22.726	27.777	27.450	28.067	1'46.020	264,1	15:04'25.825	17	22.811	27.916	27.501	27.763	1'45.991	259,6	15:01'01.389
Race Time 33'42.290								18	22.911	28.014	27.479	27.804	1'46.208	259,0	15:02'47.597
Race Time 33'50.595								19	22.987	28.061	27.534	27.951	1'46.533	259,6	15:04'34.130

13° 38 H. SOOMER (1'45.422)

Lap	Seg.1	Seg.2	Seg.3	Seg.4	Lap Time	km/h	Local Time
1		28.671	27.846	28.080	1'51.847	264,7	14:32'35.382
2	24.477	28.020	28.301	28.206	1'49.004	262,1	14:34'24.386
3	23.161	28.263	27.975	28.061	1'47.460	260,2	14:36'11.846
4	22.926	27.861	27.309	27.791	1'45.887	263,4	14:37'57.733
5	22.700	27.884	27.341	27.875	1'45.800	266,0	14:39'43.533
6	22.806	27.884	27.690	28.674	1'47.054	264,7	14:41'30.587
7	23.617	27.909	27.252	27.737	1'46.515	262,8	14:43'17.102
8	23.138	28.207	27.424	27.688	1'46.457	260,2	14:45'03.559
9	22.871	27.922	27.148	27.594	1'45.535	263,4	14:46'49.094
10	22.720	27.857	27.408	27.811	1'45.796	267,3	14:48'34.890
11	22.665	27.959	28.246	28.065	1'46.935	264,1	14:50'21.825
12	22.853	27.771	27.550	27.754	1'45.928	264,1	14:52'07.753
13	22.781	27.903	27.470	27.862	1'46.016	260,2	14:53'53.769
14	22.662	27.954	28.567	27.776	1'46.959	262,8	14:55'40.728
15	22.618	27.972	27.302	27.729	1'45.621	264,7	14:57'26.349
16	22.705	27.849	27.453	27.753	1'45.760	262,1	14:59'12.109
17	22.738	27.796	27.257	27.631	1'45.422	260,9	15:00'57.531
18	22.785	27.852	27.195	27.734	1'45.566	261,5	15:02'43.097
19	22.887	27.906	27.221	27.625	1'45.639	261,5	15:04'28.736
Race Time 33'45.201							

14° 88 C. STANGE (1'45.591)

Lap	Seg.1	Seg.2	Seg.3	Seg.4	Lap Time	km/h	Local Time
1		28.561	28.275	28.094	1'52.761	263,4	14:32'36.296
2	24.001	28.367	28.051	28.192	1'48.611	262,1	14:34'24.907
3	23.429	27.991	28.212	27.881	1'47.513	262,1	14:36'12.420
4	23.121	28.060	27.364	27.872	1'46.417	259,6	14:37'58.837
5	23.022	28.103	27.273	27.753	1'46.151	257,8	14:39'44.988
6	22.828	28.082	27.260	28.007	1'46.177	257,1	14:41'31.165
7	23.386	28.100	27.565	27.789	1'46.840	262,8	14:43'18.005
8	22.859	28.110	27.310	27.626	1'45.905	259,6	14:45'03.910
9	22.940	28.167	27.201	27.700	1'46.008	257,1	14:46'49.918
10	22.949	28.069	27.248	27.786	1'46.052	257,1	14:48'35.970
11	22.804	28.193	27.415	27.722	1'46.134	256,5	14:50'22.104
12	22.892	27.943	27.363	27.706	1'45.904	258,4	14:52'08.008
13	22.917	27.945	27.354	27.644	1'45.860	260,2	14:53'53.868
14	22.837	28.459	27.370	27.782	1'46.448	257,1	14:55'40.316
15	22.840	28.127	27.551	27.657	1'46.175	256,5	14:57'26.491
16	22.810	27.957	27.325	27.798	1'45.890	259,0	14:59'12.381
17	22.898	27.920	27.116	27.657	1'45.591	257,8	15:00'57.972
18	22.953	28.107	27.316	27.901	1'46.277	256,5	15:02'44.249
19	22.911	28.123	27.516	27.969	1'46.519	256,5	15:04'30.768
Race Time 33'47.233							

15° 56 P. SEBESTYEN (1'45.887)

Lap	Seg.1	Seg.2	Seg.3	Seg.4	Lap Time	km/h	Local Time
1		28.950	28.103	28.350	1'53.560	257,1	14:32'37.095
2	23.416	28.519	27.841	28.962	1'48.738	266,0	14:34'25.833
3	23.461	28.178	27.945	27.932	1'47.516	264,1	14:36'13.349
4	23.126	28.147	27.600	27.692	1'46.565	264,1	14:37'59.914
5	23.067	28.070	27.653	28.055	1'46.845	264,1	14:39'46.759
6	23.446	28.034	27.444	27.670	1'46.594	260,2	14:41'33.353
7	22.978	28.039	27.352	27.755	1'46.124	261,5	14:43'19.477
8	22.880	27.951	27.266	27.790	1'45.887	261,5	14:45'05.364
9	22.966	27.991	27.718	27.843	1'46.518	260,9	14:46'51.882
10	22.865	28.023	27.511	27.748	1'46.147	260,9	14:48'38.029

16° 34 J. ITURRIOZ (1'46.092)

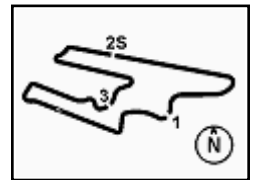
Lap	Seg.1	Seg.2	Seg.3	Seg.4	Lap Time	km/h	Local Time
1		28.656	27.963	28.287	1'52.442	258,4	14:32'35.977
2	23.157	28.429	28.718	28.190	1'48.494	252,3	14:34'24.471
3	23.205	28.359	27.838	28.134	1'47.536	254,7	14:36'12.007
4	23.194	28.467	27.812	27.920	1'47.393	255,9	14:37'59.400
5	23.119	28.217	27.863	28.001	1'47.200	255,3	14:39'46.600
6	23.800	28.164	27.720	27.897	1'47.581	256,5	14:41'34.181
7	22.880	27.988	27.358	27.866	1'46.092	255,3	14:43'20.273
8	22.830	28.249	27.502	27.857	1'46.438	254,1	14:45'06.711
9	22.830	28.184	27.646	27.783	1'46.443	253,5	14:46'53.154
10	23.107	28.412	27.652	27.882	1'47.053	253,5	14:48'40.207
11	22.821	28.344	27.445	27.891	1'46.501	252,9	14:50'26.708
12	22.899	28.296	27.783	28.050	1'47.028	251,7	14:52'13.736
13	22.971	28.257	27.890	27.931	1'47.049	252,3	14:54'00.785
14	22.913	28.241	27.508	27.980	1'46.642	252,9	14:55'47.427
15	22.881	28.776	27.379	28.009	1'47.045	250,6	14:57'34.472
16	22.871	28.636	27.338	27.847	1'46.692	251,7	14:59'21.164
17	22.871	28.429	27.611	27.946	1'46.857	251,2	15:01'08.021
18	23.098	28.296	27.777	29.167	1'48.338	251,7	15:02'56.359
19	23.301	28.430	27.766	28.065	1'47.562	251,2	15:04'43.921
Race Time 34'00.386							

17° 49 S. HORNSEY (1'46.968)

Lap	Seg.1	Seg.2	Seg.3	Seg.4	Lap Time	km/h	Local Time
1		29.463	28.234	28.378	1'54.247	252,9	14:32'37.782
2	23.244	28.619	27.883	28.961	1'48.707	255,9	14:34'26.489
3	23.158	28.359	27.888	28.177	1'47.582	254,7	14:36'14.071
4	23.349	28.671	27.871	28.088	1'47.979	254,7	14:38'02.050
5	23.210	28.320	27.720	27.966	1'47.216	253,5	14:39'49.266
6	23.046	28.379	27.885	27.806	1'47.116	252,3	14:41'36.382
7	23.071	28.305	27.622	27.976	1'46.974	251,2	14:43'23.356
8	23.013	28.440	28.704	28.336	1'48.493	247,7	14:45'11.849
9	23.252	28.617	28.139	28.005	1'48.013	247,1	14:46'59.862
10	23.220	28.588	27.664	28.051	1'47.523	248,8	14:48'47.385
11	23.142	28.390	27.800	28.174	1'47.506	248,3	14:50'34.891
12	23.145	28.469	27.797	28.364	1'47.775	247,7	14:52'22.666
13	23.053	28.502	27.784	28.019	1'47.358	247,7	14:54'10.024
14	23.038	28.474	27.796	27.921	1'47.229	248,3	14:55'57.253
15	23.031	28.649	27.771	27.773	1'47.224	247,1	14:57'44.477
16	23.031	28.505	27.882	27.718	1'47.136	248,3	14:59'31.613
17	23.077	28.368	27.812	27.711	1'46.968	248,3	15:01'18.581
18	23.081	28.389	27.790	27.841	1'47.101	248,3	15:03'05.682
19	23.191	28.441	28.212	28.229	1'48.073	248,8	15:04'53.755
Race Time 34'10.220							

18° 74 J. VAN SIKKELERUS (1'46.799)

Lap	Seg.1	Seg.2	Seg.3	Seg.4	Lap Time	km/h	Local Time
1		28.917	28.225	28.374	1'54.469	250,0	14:32'38.004
2	23.365	28.532	27.827	28.899	1'48.623	254,7	14:34'26.627
3	23.304	28.630	27.653	28.011	1'47.598	257,8	14:36'14.225
4	23.333	28.343	27.615	28.071	1'47.362	258,4	14:38'01.587
5	23.028	28.592	27.537	27.895	1'47.052	257,1	14:39'48.639
6	23.066	28.395	29.559	28.096	1'49.116	256,5	14:41'37.755
7	22.977	28.646	27.741	28.109	1'47.473	257,1	14:43'25.228
8	23.105	28.650	28.140	28.002	1'47.897	252,9	14:45'13.125



MOTUL Argentinian Round, 12 - 14 October 2018

World Supersport - Chronological Analysis Race

San Juan Villicum Circuit 4.276 m

4 / 4

Start at 14:30'43.535

Lap	Seg.1	Seg.2	Seg.3	Seg.4	Lap Time	km/h	Local Time
9	22.934	28.690	28.027	27.929	1'47.580	253,5	14:47'00.705
10	25.944	29.064	27.768	28.011	1'50.787	250,6	14:48'51.492
11	23.107	28.705	27.742	27.994	1'47.548	253,5	14:50'39.040
12	23.158	28.613	27.826	28.016	1'47.613	253,5	14:52'26.653
13	23.049	28.583	27.662	27.823	1'47.117	252,9	14:54'13.770
14	22.949	28.606	27.523	27.852	1'46.930	253,5	14:56'00.700
15	23.003	28.661	27.679	27.761	1'47.104	251,7	14:57'47.804
16	22.939	28.526	27.514	27.851	1'46.830	254,7	14:59'34.634
17	22.909	28.397	27.512	27.981	1'46.799	252,9	15:01'21.433
18	22.862	28.471	27.727	28.141	1'47.201	255,3	15:03'08.634
19	23.330	28.708	28.524	28.642	1'49.204	248,8	15:04'57.838

Race Time 34'14.303

RET 51 G. VAN STRAALEN (1'47.325)							
Lap	Seg.1	Seg.2	Seg.3	Seg.4	Lap Time	km/h	Local Time
1		28.746	28.504	28.378	1'53.906	265,4	14:32'37.441
2	23.298	28.341	27.969	28.560	1'48.168	262,8	14:34'25.609
3	23.341	28.069	28.126	27.789	1'47.325	262,8	14:36'12.934

Race Time 5'29.399

RET 64 F. CARICASULO							
Lap	Seg.1	Seg.2	Seg.3	Seg.4	Lap Time	km/h	Local Time
1		33.346	32.594	47.543	2'48.858P	197,4	14:33'32.393

Race Time 2'48.858

19° 12 A. MURLEY (1'48.740)							
Lap	Seg.1	Seg.2	Seg.3	Seg.4	Lap Time	km/h	Local Time
1		29.586	29.045	28.773	1'55.900	250,6	14:32'39.435
2	23.504	29.110	28.229	28.696	1'49.539	248,8	14:34'28.974
3	23.381	28.965	28.560	28.549	1'49.455	247,7	14:36'18.429
4	23.341	29.112	28.208	28.365	1'49.026	248,3	14:38'07.455
5	23.464	29.008	28.210	28.524	1'49.206	247,7	14:39'56.661
6	23.493	29.019	28.495	28.449	1'49.456	247,1	14:41'46.117
7	25.162	28.944	28.375	28.677	1'51.158	248,8	14:43'37.275
8	23.668	29.070	28.390	28.488	1'49.616	244,3	14:45'26.891
9	23.704	29.278	28.415	28.743	1'50.140	244,3	14:47'17.031
10	24.511	29.300	28.699	28.645	1'51.155	246,0	14:49'08.186
11	23.879	29.025	28.405	28.634	1'49.943	247,7	14:50'58.129
12	23.885	29.044	28.645	29.086	1'50.660	245,5	14:52'48.789
13	23.768	29.149	28.454	28.758	1'50.129	244,9	14:54'38.918
14	23.707	29.227	28.600	29.308	1'50.842	246,6	14:56'29.760
15	23.807	28.936	28.407	28.610	1'49.760	248,8	14:58'19.520
16	23.605	28.993	28.511	28.764	1'49.873	248,3	15:00'09.393
17	23.507	28.801	27.971	28.461	1'48.740	249,4	15:01'58.133
18	23.525	28.979	28.140	28.460	1'49.104	250,0	15:03'47.237
19	23.701	29.061	28.482	28.859	1'50.103	246,0	15:05'37.340

Race Time 34'53.805

20° 10 N. CALERO (1'48.816)							
Lap	Seg.1	Seg.2	Seg.3	Seg.4	Lap Time	km/h	Local Time
1		29.247	28.557	28.698	1'55.265	248,3	14:32'38.800
2	23.402	28.534	28.415	28.633	1'48.984	259,0	14:34'27.784
3	23.345	28.426	28.764	28.379	1'48.914	258,4	14:36'16.698
4	23.397	31.152	28.538	28.633	1'51.720	249,4	14:38'08.418
5	23.380	28.498	28.494	28.444	1'48.816	257,8	14:39'57.234
6	23.578	28.530	28.786	28.637	1'49.531	248,3	14:41'46.765
7	23.690	29.101	28.573	28.747	1'50.111	254,1	14:43'36.876
8	23.624	29.685	28.701	28.599	1'50.609	240,0	14:45'27.485
9	23.558	29.104	28.442	28.600	1'49.704	252,3	14:47'17.189
10	23.878	29.027	28.496	28.920	1'50.321	255,3	14:49'07.510
11	24.040	28.956	28.396	28.867	1'50.259	254,7	14:50'57.769
12	23.630	29.861	28.687	29.253	1'51.431	240,5	14:52'49.200
13	23.753	28.770	28.741	28.998	1'50.262	243,8	14:54'39.462
14	23.540	28.677	28.303	29.307	1'49.827	255,9	14:56'29.289
15	23.650	28.834	28.163	28.770	1'49.417	254,1	14:58'18.706
16	23.695	29.092	28.523	28.705	1'50.015	253,5	15:00'08.721
17	23.480	28.608	28.211	28.649	1'48.948	254,1	15:01'57.669
18	23.596	28.700	31.526	28.994	1'52.816	254,7	15:03'50.485
19	23.684	29.082	28.509	29.292	1'50.567	251,2	15:05'41.052

Race Time 34'57.517

RET 3 R. DE ROSA (1'44.964)							
Lap	Seg.1	Seg.2	Seg.3	Seg.4	Lap Time	km/h	Local Time
1		28.632	27.314	27.796	1'50.541	264,7	14:32'34.076
2	22.618	27.909	27.040	27.642	1'45.209	260,9	14:34'19.285
3	22.747	27.870	26.940	27.670	1'45.227	260,2	14:36'04.512
4	22.868	27.927	27.248	27.783	1'45.826	262,1	14:37'50.338
5	22.790	27.903	26.853	27.418	1'44.964	260,9	14:39'35.302

Race Time 8'51.767

14/10/2018 P = Pits In/Out - C = Lap Time Cancelled

These data/results cannot be reproduced, stored and/or transmitted in whole or in part by any manner of electronic, mechanical, photocopying, recording, broadcasting or otherwise now known or herein after developed without the previous express consent by the copyright owner, except for reproduction in daily press and regular printed publications on sale to the public within 60 days of the event related to those data/results and always provided that copyright symbol appears together as follows below.

© DORNA WSBK ORGANIZATION Srl 2018