

MOTUL Argentinian Round, 12 - 14 October 2018

World Supersport - Biographical Entry List

San Juan Villicum Circuit 4.276 m

No.	Rider (Abbreviation)			Nat	Bike Team	Wins 2018	Podiums 2018	Pole 2018	Races 2018	Tyres	
	Age	Date of Birth	Place of Birth								
1	3	DE ROSA Raffaele (DeR)	31 25/03/1987	Napoli	ITA	MV Agusta F3 675 MV Agusta Reparto Corse by Vamag			7 6	38 10	Pirelli
2	6	PEROLARI Corentin (Per)	20 13/04/1998	Bagnols-sur-Cèze	FRA	Yamaha YZF R6 GMT94 Yamaha				5 5	Pirelli
3	10	CALERO Nacho (Cal)	27 05/07/1991	Valencia	ESP	Kawasaki ZX-6R Orelac Racing VerdNatura				67 10	Pirelli
4	11	CORTESE Sandro (Cor)	28 06/01/1990	Ochsenhausen	GER	Yamaha YZF R6 Kallio Racing	2 2	6 6	3 3	10 10	Pirelli
5	12	MURLEY Alex (Mur)	19 20/06/1999	Solihull	GBR	Honda CBR600RR GEMAR Team Lorini				2 2	Pirelli
6	16	CLUZEL Jules (Clu)	30 12/10/1988	Montluçon	FRA	Yamaha YZF R6 NRT	16 4	39 6	20 1	67 10	Pirelli
7	21	KRUMMENACHER Randy (Kru)	28 24/02/1990	Zürich	SUI	Yamaha YZF R6 BARDAHL Evan Bros. WorldSSP Team	2 1	6 3	1 1	22 10	Pirelli
8	34	ITURRIOZ Javier Ezequiel (Itu)	28 09/09/1990	Vicuña Mackenna	ARG	Kawasaki ZX-6R Team GoEleven Kawasaki				10 6	Pirelli
9	36	GRADINGER Thomas (Gra)	22 11/08/1996	St. Marienkirchen	AUT	Yamaha YZF R6 NRT				11 10	Pirelli
10	38	SOOMER Hannes (Soo)	20 17/02/1998	Tallinn	EST	Honda CBR600RR Racedays				23 10	Pirelli
11	49	HORNSEY Sam (Hor)	24 04/02/1994	Shrewsbury	GBR	Triumph Daytona 675 Profile Racing				5 2	Pirelli
12	51	VAN STRAALEN Glenn (vSt)	18 30/09/2000	Hoogkarspel	NED	Kawasaki ZX-6R EAB antwest Racing					Pirelli
13	56	SEBESTYEN Peter (Seb)	24 16/05/1994	Budapest	HUN	Honda CBR600RR CIA Landlord Insurance Honda				15 6	Pirelli
14	64	CARICASULO Federico (Car)	22 06/04/1996	Ravenna	ITA	Yamaha YZF R6 GRT Yamaha Official WorldSSP Team	4 2	9 4	4 2	33 9	Pirelli
15	74	VAN SIKKELERUS Jaimie (vSk)	21 25/05/1997	Curacao	NED	Honda CBR600RR GEMAR Team Lorini				20 9	Pirelli
16	78	OKUBO Hikari (Oku)	25 11/08/1993	Kodaira	JPN	Kawasaki ZX-6R Kawasaki Puccetti Racing				33 10	Pirelli
17	81	STAPLEFORD Luke (Sta)	27 11/07/1991	Leicester	GBR	Yamaha YZF R6 Profile Racing			1	35 10	Pirelli
18	84	CRESSON Loris (Cre)	20 14/08/1998	Braine L'Alleud	BEL	Yamaha YZF R6 Kallio Racing				16 9	Pirelli
19	86	BADOVINI Ayrton (Bad)	32 31/05/1986	Biella	ITA	MV Agusta F3 675 MV Agusta Reparto Corse by Vamag	1	2		19 10	Pirelli
20	88	STANGE Christian (Stg)	20 05/06/1998	Most	GER	Kawasaki ZX-6R Team GoEleven Kawasaki				3 3	Pirelli
21	98	BARBERA Hector (Bar)	31 02/11/1986	Dos Aguas	ESP	Kawasaki ZX-6R Kawasaki Puccetti Racing				2 2	Pirelli
22	111	SMITH Kyle (Smi)	27 16/09/1991	Huddersfield	GBR	Honda CBR600RR CIA Landlord Insurance Honda	3	7		46 10	Pirelli
23	144	MAHIAS Lucas (Mah)	29 14/04/1989	Mont de Marsan	FRA	Yamaha YZF R6 GRT Yamaha Official WorldSSP Team	3 1	12 3	5 4	33 10	Pirelli

12/10/2018

* = Wild Card

** = One Event

These data/results cannot be reproduced, stored and/or transmitted in whole or in part by any manner of electronic, mechanical, photocopying, recording, broadcasting or otherwise now known or herein after developed without the previous express consent by the copyright owner, except for reproduction in daily press and regular printed publications on sale to the public within 60 days of the event related to those data/results and always provided that copyright symbol appears together as follows below.

© DORNA WSBK ORGANIZATION Srl 2018

FIAT PERUGIA TIMING



Official Tyre Supplier



Official Timekeeper

MOTUL Argentinian Round, 12 - 14 October 2018

World Supersport - Results Free Practice 1st Session

San Juan Villicum Circuit 4.276 m

1 / 2

No.	Rider	Nat	Team	Bike	Time	Gap	Rel.	Laps	Speed	
									Avg	Max
1	16 J. CLUZEL	FRA	NRT	Yamaha YZF R6	1'46.531			16	144,499	268,7
2	21 R. KRUMMENACHER	SUI	BARDAHL Evan Bros. WorldSSP Team	Yamaha YZF R6	1'46.619	0.088	0.088	22	144,380	264,1
3	144 L. MAHIAS	FRA	GRT Yamaha Official WorldSSP Team	Yamaha YZF R6	1'46.673	0.142	0.054	19	144,306	263,4
4	64 F. CARICASULO	ITA	GRT Yamaha Official WorldSSP Team	Yamaha YZF R6	1'47.419	0.888	0.746	21	143,304	262,1
5	98 H. BARBERA	ESP	Kawasaki Puccetti Racing	Kawasaki ZX-6R	1'47.507	0.976	0.088	20	143,187	265,4
6	6 C. PEROLARI	FRA	GMT94 Yamaha	Yamaha YZF R6	1'47.681	1.150	0.174	20	142,956	257,1
7	111 K. SMITH	GBR	CIA Landlord Insurance Honda	Honda CBR600RR	1'47.690	1.159	0.009	19	142,944	258,4
8	88 C. STANGE	GER	Team GoEleven Kawasaki	Kawasaki ZX-6R	1'47.934	1.403	0.244	22	142,620	255,9
9	36 T. GRADINGER	AUT	NRT	Yamaha YZF R6	1'47.961	1.430	0.027	17	142,585	266,7
10	3 R. DE ROSA	ITA	MV Agusta Reparto Corse by Vomag	MV Agusta F3 675	1'48.430	1.899	0.469	13	141,968	256,5
11	81 L. STAPLEFORD	GBR	Profile Racing	Yamaha YZF R6	1'48.814	2.283	0.384	22	141,467	262,1
12	38 H. SOOMER	EST	Racedays	Honda CBR600RR	1'48.944	2.413	0.130	21	141,298	261,5
13	34 J. ITURRIOZ	ARG	Team GoEleven Kawasaki	Kawasaki ZX-6R	1'48.967	2.436	0.023	20	141,268	250,6
14	56 P. SEBESTYEN	HUN	CIA Landlord Insurance Honda	Honda CBR600RR	1'49.007	2.476	0.040	19	141,217	260,2
15	84 L. CRESSON	BEL	Kallio Racing	Yamaha YZF R6	1'49.152	2.621	0.145	21	141,029	270,0
16	86 A. BADOVINI	ITA	MV Agusta Reparto Corse by Vomag	MV Agusta F3 675	1'49.197	2.666	0.045	19	140,971	254,1
17	74 J. VAN SIKKELERUS	NED	GEMAR Team Lorini	Honda CBR600RR	1'49.289	2.758	0.092	20	140,852	254,7
18	51 G. VAN STRAALEN	NED	EAB antwest Racing	Kawasaki ZX-6R	1'49.491	2.960	0.202	17	140,592	259,0
19	49 S. HORNSEY	GBR	Profile Racing	Triumph Daytona 675	1'49.521	2.990	0.030	16	140,554	251,2
20	78 H. OKUBO	JPN	Kawasaki Puccetti Racing	Kawasaki ZX-6R	1'50.292	3.761	0.771	19	139,571	260,9
21	11 S. CORTESE	GER	Kallio Racing	Yamaha YZF R6	1'50.714	4.183	0.422	8	139,039	262,8
22	10 N. CALERO	ESP	Orelac Racing VerdNatura	Kawasaki ZX-6R	1'51.242	4.711	0.528	17	138,379	251,2
23	12 A. MURLEY	GBR	GEMAR Team Lorini	Honda CBR600RR	1'51.448	4.917	0.206	20	138,124	247,7

Qualifying Lap Time (107% of 1'46.531): 1'53.989

AIR	Humidity:	46%	Temp:	19°C
TRACK	Condition:	Dry	Temp:	37°C

12/10/2018 Start 11:03 End 12:04 The results are provisional until the end of the time limit for protests and appeals and the completion of the technical checks.

These data/results cannot be reproduced, stored and/or transmitted in whole or in part by any manner of electronic, mechanical, photocopying, recording, broadcasting or otherwise now known or herein after developed without the previous express consent by the copyright owner, except for reproduction in daily press and regular printed publications on sale to the public within 60 days of the event related to those data/results and always provided that copyright symbol appears together as follows below.

© DORNA WSBK ORGANIZATION Srl 2018

MOTUL Argentinian Round, 12 - 14 October 2018

World Supersport - Results Free Practice 1st Session

San Juan Villicum Circuit 4.276 m

2 / 2

Session Highlights

Local Time	No. Rider	Description
10.32.51		START DELAYED
11.03.00		Start
11.03.17		WorldSSP Pit Intervention Time: 1min 43secs
11.14.39	11 S. CORTESE	Stop - Technical Problem
11.39.00	3 R. DE ROSA	Check Transponder Connection To Battery
11.46.23	11 S. CORTESE	Stop - Technical Problem
11.46.42		RED FLAG
11.56.00		Session Restart
11.56.05		GP3 FP2 Pit Lane Will Open at 12.10
12.04.20		End Of Session

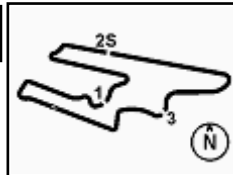
Fastest Laps Sequence

No.	Rider	Nat	Team	Bike	Local Time	Time	Gap	Avg
21	R. KRUMMENACHER	SUI	BARDAHL Evan Bros. WorldSSP Team	Yamaha YZF R6	11:07'26.441	1'54.650		134,266
6	C. PEROLARI	FRA	GMT94 Yamaha	Yamaha YZF R6	11:07'26.638	1'54.074	-0.576	134,944
16	J. CLUZEL	FRA	NRT	Yamaha YZF R6	11:09'01.381	1'53.359	-0.715	135,795
16	J. CLUZEL	FRA	NRT	Yamaha YZF R6	11:10'54.339	1'52.958	-0.401	136,277
144	L. MAHIAS	FRA	GRT Yamaha Official WorldSSP Team	Yamaha YZF R6	11:11'04.666	1'52.071	-0.887	137,356
21	R. KRUMMENACHER	SUI	BARDAHL Evan Bros. WorldSSP Team	Yamaha YZF R6	11:11'14.080	1'50.853	-1.218	138,865
16	J. CLUZEL	FRA	NRT	Yamaha YZF R6	11:12'45.048	1'50.709	-0.144	139,046
21	R. KRUMMENACHER	SUI	BARDAHL Evan Bros. WorldSSP Team	Yamaha YZF R6	11:13'03.641	1'49.561	-1.148	140,503
111	K. SMITH	GBR	CIA Landlord Insurance Honda	Honda CBR600RR	11:15'30.223	1'49.241	-0.320	140,914
16	J. CLUZEL	FRA	NRT	Yamaha YZF R6	11:16'23.585	1'48.862	-0.379	141,405
111	K. SMITH	GBR	CIA Landlord Insurance Honda	Honda CBR600RR	11:17'18.764	1'48.541	-0.321	141,823
3	R. DE ROSA	ITA	MV Agusta Reparto Corse by Vomag	MV Agusta F3 675	11:25'36.791	1'48.430	-0.111	141,968
144	L. MAHIAS	FRA	GRT Yamaha Official WorldSSP Team	Yamaha YZF R6	11:25'56.650	1'48.195	-0.235	142,276
144	L. MAHIAS	FRA	GRT Yamaha Official WorldSSP Team	Yamaha YZF R6	11:27'44.489	1'47.839	-0.356	142,746
21	R. KRUMMENACHER	SUI	BARDAHL Evan Bros. WorldSSP Team	Yamaha YZF R6	11:36'55.292	1'47.777	-0.062	142,828
111	K. SMITH	GBR	CIA Landlord Insurance Honda	Honda CBR600RR	11:37'31.199	1'47.690	-0.087	142,944
16	J. CLUZEL	FRA	NRT	Yamaha YZF R6	11:41'25.982	1'47.607	-0.083	143,054
144	L. MAHIAS	FRA	GRT Yamaha Official WorldSSP Team	Yamaha YZF R6	11:43'50.136	1'46.918	-0.689	143,976
144	L. MAHIAS	FRA	GRT Yamaha Official WorldSSP Team	Yamaha YZF R6	11:45'36.809	1'46.673	-0.245	144,306
21	R. KRUMMENACHER	SUI	BARDAHL Evan Bros. WorldSSP Team	Yamaha YZF R6	12:02'30.416	1'46.619	-0.054	144,380
16	J. CLUZEL	FRA	NRT	Yamaha YZF R6	12:03'47.342	1'46.531	-0.088	144,499

Start 12/10/2018 11:03 End 12:04 The results are provisional until the end of the time limit for protests and appeals and the completion of the technical checks.

These data/results cannot be reproduced, stored and/or transmitted in whole or in part by any manner of electronic, mechanical, photocopying, recording, broadcasting or otherwise now known or herein after developed without the previous express consent by the copyright owner, except for reproduction in daily press and regular printed publications on sale to the public within 60 days of the event related to those data/results and always provided that copyright symbol appears together as follows below.

© DORNA WSBK ORGANIZATION Srl 2018



MOTUL Argentinian Round, 12 - 14 October 2018

World Supersport - Best Sectors & Speed Free Practice 1st Session

San Juan Villicum Circuit 4.276 m

BEST LAP		
1	16 J. CLUZEL	Yamaha YZF R6 1'46.531
2	21 R. KRUMMENACHER	Yamaha YZF R6 1'46.619
3	144 L. MAHIAS	Yamaha YZF R6 1'46.673
4	64 F. CARICASULO	Yamaha YZF R6 1'47.419
5	98 H. BARBERA	Kawasaki ZX-6R 1'47.507
6	6 C. PEROLARI	Yamaha YZF R6 1'47.681
7	111 K. SMITH	Honda CBR600RR 1'47.690
8	88 C. STANGE	Kawasaki ZX-6R 1'47.934
9	36 T. GRADINGER	Yamaha YZF R6 1'47.961
10	3 R. DE ROSA	MV Agusta F3 675 1'48.430
11	81 L. STAPLEFORD	Yamaha YZF R6 1'48.814
12	38 H. SOOMER	Honda CBR600RR 1'48.944
13	34 J. ITURRIOZ	Kawasaki ZX-6R 1'48.967
14	56 P. SEBESTYEN	Honda CBR600RR 1'49.007
15	84 L. CRESSON	Yamaha YZF R6 1'49.152
16	86 A. BADOVINI	MV Agusta F3 675 1'49.197
17	74 J. VAN SIKKELERUS	Honda CBR600RR 1'49.289
18	51 G. VAN STRAALLEN	Kawasaki ZX-6R 1'49.491
19	49 S. HORNSEY	Triumph Daytona 675 1'49.521
20	78 H. OKUBO	Kawasaki ZX-6R 1'50.292
21	11 S. CORTESE	Yamaha YZF R6 1'50.714
22	10 N. CALERO	Kawasaki ZX-6R 1'51.242
23	12 A. MURLEY	Honda CBR600RR 1'51.448

SPEED		
1	84 L. CRESSON	Yamaha YZF R6 270.0
2	16 J. CLUZEL	Yamaha YZF R6 268.7
3	36 T. GRADINGER	Yamaha YZF R6 266.7
4	98 H. BARBERA	Kawasaki ZX-6R 265.4
5	21 R. KRUMMENACHER	Yamaha YZF R6 264.1
6	144 L. MAHIAS	Yamaha YZF R6 263.4
7	11 S. CORTESE	Yamaha YZF R6 262.8
8	64 F. CARICASULO	Yamaha YZF R6 262.1
9	81 L. STAPLEFORD	Yamaha YZF R6 262.1
10	38 H. SOOMER	Honda CBR600RR 261.5
11	78 H. OKUBO	Kawasaki ZX-6R 260.9
12	56 P. SEBESTYEN	Honda CBR600RR 260.2
13	51 G. VAN STRAALLEN	Kawasaki ZX-6R 259.0
14	111 K. SMITH	Honda CBR600RR 258.4
15	6 C. PEROLARI	Yamaha YZF R6 257.1
16	3 R. DE ROSA	MV Agusta F3 675 256.5
17	88 C. STANGE	Kawasaki ZX-6R 255.9
18	74 J. VAN SIKKELERUS	Honda CBR600RR 254.7
19	86 A. BADOVINI	MV Agusta F3 675 254.1
20	10 N. CALERO	Kawasaki ZX-6R 251.2
21	49 S. HORNSEY	Triumph Daytona 675 251.2
22	34 J. ITURRIOZ	Kawasaki ZX-6R 250.6
23	12 A. MURLEY	Honda CBR600RR 247.7

SEG. 1	
1	144 L. MAHIAS 22.846
2	16 J. CLUZEL 23.040
3	21 R. KRUMMENACHER 23.213
4	98 H. BARBERA 23.232
5	34 J. ITURRIOZ 23.234
6	111 K. SMITH 23.240
7	64 F. CARICASULO 23.241
8	88 C. STANGE 23.288
9	6 C. PEROLARI 23.327
10	38 H. SOOMER 23.388
11	86 A. BADOVINI 23.439
12	36 T. GRADINGER 23.453
13	3 R. DE ROSA 23.504
14	81 L. STAPLEFORD 23.521
15	56 P. SEBESTYEN 23.635
16	11 S. CORTESE 23.640
17	51 G. VAN STRAALLEN 23.642
18	74 J. VAN SIKKELERUS 23.647
19	84 L. CRESSON 23.681
20	49 S. HORNSEY 23.698
21	12 A. MURLEY 23.787
22	10 N. CALERO 23.898
23	78 H. OKUBO 23.983

SEG. 2	
1	16 J. CLUZEL 27.756
2	36 T. GRADINGER 27.970
3	21 R. KRUMMENACHER 28.089
4	98 H. BARBERA 28.090
5	88 C. STANGE 28.174
6	64 F. CARICASULO 28.205
7	51 G. VAN STRAALLEN 28.205
8	111 K. SMITH 28.206
9	6 C. PEROLARI 28.220
10	81 L. STAPLEFORD 28.267
11	144 L. MAHIAS 28.291
12	84 L. CRESSON 28.322
13	38 H. SOOMER 28.355
14	3 R. DE ROSA 28.458
15	78 H. OKUBO 28.513
16	11 S. CORTESE 28.538
17	34 J. ITURRIOZ 28.552
18	56 P. SEBESTYEN 28.596
19	49 S. HORNSEY 28.646
20	74 J. VAN SIKKELERUS 28.648
21	86 A. BADOVINI 28.795
22	10 N. CALERO 28.962
23	12 A. MURLEY 29.144

SEG. 3	
1	21 R. KRUMMENACHER 27.255
2	16 J. CLUZEL 27.460
3	144 L. MAHIAS 27.493
4	64 F. CARICASULO 27.544
5	111 K. SMITH 27.679
6	6 C. PEROLARI 27.851
7	3 R. DE ROSA 27.896
8	88 C. STANGE 27.917
9	86 A. BADOVINI 27.934
10	84 L. CRESSON 27.952
11	36 T. GRADINGER 27.990
12	98 H. BARBERA 28.072
13	56 P. SEBESTYEN 28.081
14	38 H. SOOMER 28.159
15	81 L. STAPLEFORD 28.274
16	34 J. ITURRIOZ 28.329
17	74 J. VAN SIKKELERUS 28.501
18	78 H. OKUBO 28.544
19	49 S. HORNSEY 28.570
20	11 S. CORTESE 28.620
21	51 G. VAN STRAALLEN 28.691
22	10 N. CALERO 28.821
23	12 A. MURLEY 28.954

SEG. 4	
1	144 L. MAHIAS 27.864
2	98 H. BARBERA 28.039
3	16 J. CLUZEL 28.050
4	21 R. KRUMMENACHER 28.062
5	36 T. GRADINGER 28.163
6	6 C. PEROLARI 28.171
7	111 K. SMITH 28.171
8	64 F. CARICASULO 28.178
9	88 C. STANGE 28.383
10	3 R. DE ROSA 28.413
11	49 S. HORNSEY 28.463
12	74 J. VAN SIKKELERUS 28.493
13	86 A. BADOVINI 28.496
14	81 L. STAPLEFORD 28.617
15	34 J. ITURRIOZ 28.650
16	56 P. SEBESTYEN 28.695
17	11 S. CORTESE 28.861
18	51 G. VAN STRAALLEN 28.914
19	38 H. SOOMER 28.914
20	78 H. OKUBO 28.974
21	84 L. CRESSON 29.014
22	12 A. MURLEY 29.314
23	10 N. CALERO 29.478

12/10/2018

These data/results cannot be reproduced, stored and/or transmitted in whole or in part by any manner of electronic, mechanical, photocopying, recording, broadcasting or otherwise now known or herein after developed without the previous express consent by the copyright owner, except for reproduction in daily press and regular printed publications on sale to the public within 60 days of the event related to those data/results and always provided that copyright symbol appears together as follows below.

© DORNA WSBK ORGANIZATION Srl 2018

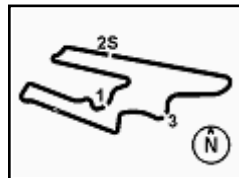
FICR PERUGIA TIMING



Official Tyre Supplier



Official Timekeeper



MOTUL Argentinian Round, 12 - 14 October 2018

World Supersport - Ideal Times Free Practice 1st Session

San Juan Villicum Circuit 4.276 m

No.	Rider	Nat	Bike	Seg. 1	Seg. 2	Seg. 3	Seg. 4	Ideal Time		Diff.
				Diff. 1	Diff. 2	Diff. 3	Diff. 4	Best Lap	Pos.	
1	16 J. CLUZEL	FRA	Yamaha YZF R6	23.040 0.225	27.756	27.460	28.050	1'46.306 1'46.531	1	0.225
2	144 L. MAHIAS	FRA	Yamaha YZF R6	22.846 0.093	28.291 0.086	27.493	27.864	1'46.494 1'46.673	3	0.179
3	21 R. KRUMMENACHER	SUI	Yamaha YZF R6	23.213	28.089	27.255	28.062	1'46.619 1'46.619	2	
4	64 F. CARICASULO	ITA	Yamaha YZF R6	23.241 0.203	28.205 0.048	27.544	28.178	1'47.168 1'47.419	4	0.251
5	111 K. SMITH	GBR	Honda CBR600RR	23.240 0.127	28.206 0.099	27.679	28.171 0.168	1'47.296 1'47.690	7	0.394
6	98 H. BARBERA	ESP	Kawasaki ZX-6R	23.232	28.090	28.072 0.074	28.039	1'47.433 1'47.507	5	0.074
7	6 C. PEROLARI	FRA	Yamaha YZF R6	23.327 0.023	28.220 0.045	27.851	28.171 0.044	1'47.569 1'47.681	6	0.112
8	36 T. GRADINGER	AUT	Yamaha YZF R6	23.453	27.970	27.990 0.078	28.163 0.307	1'47.576 1'47.961	9	0.385
9	88 C. STANGE	GER	Kawasaki ZX-6R	23.288 0.153	28.174	27.917	28.383 0.019	1'47.762 1'47.934	8	0.172
10	3 R. DE ROSA	ITA	MV Agusta F3 675	23.504 0.024	28.458	27.896 0.118	28.413 0.017	1'48.271 1'48.430	10	0.159
11	86 A. BADOVINI	ITA	MV Agusta F3 675	23.439	28.795 0.024	27.934	28.496 0.509	1'48.664 1'49.197	16	0.533
12	81 L. STAPLEFORD	GBR	Yamaha YZF R6	23.521 0.027	28.267 0.108	28.274	28.617	1'48.679 1'48.814	11	0.135
13	34 J. ITURRIOZ	ARG	Kawasaki ZX-6R	23.234	28.552 0.098	28.329 0.104	28.650	1'48.765 1'48.967	13	0.202
14	38 H. SOOMER	EST	Honda CBR600RR	23.388	28.355	28.159	28.914 0.128	1'48.816 1'48.944	12	0.128
15	84 L. CRESSON	BEL	Yamaha YZF R6	23.681	28.322	27.952	29.014 0.183	1'48.969 1'49.152	15	0.183
16	56 P. SEBESTYEN	HUN	Honda CBR600RR	23.635	28.596	28.081	28.695	1'49.007 1'49.007	14	
17	74 J. VAN SIKKELERUS	NED	Honda CBR600RR	23.647	28.648	28.501	28.493	1'49.289 1'49.289	17	
18	49 S. HORNSEY	GBR	Triumph Daytona 675	23.698	28.646	28.570	28.463 0.144	1'49.377 1'49.521	19	0.144
19	51 G. VAN STRAALLEN	NED	Kawasaki ZX-6R	23.642	28.205	28.691	28.914 0.039	1'49.452 1'49.491	18	0.039
20	11 S. CORTESE	GER	Yamaha YZF R6	23.640 0.341	28.538 0.317	28.620 0.397	28.861	1'49.659 1'50.714	21	1.055
21	78 H. OKUBO	JPN	Kawasaki ZX-6R	23.983 0.123	28.513	28.544	28.974 0.155	1'50.014 1'50.292	20	0.278
22	10 N. CALERO	ESP	Kawasaki ZX-6R	23.898 0.083	28.962	28.821	29.478	1'51.159 1'51.242	22	0.083
23	12 A. MURLEY	GBR	Honda CBR600RR	23.787 0.137	29.144	28.954 0.112	29.314	1'51.199 1'51.448	23	0.249
Overall Ideal Time				22.846	27.756	27.255	27.864	1'45.721		

12/10/2018

These data/results cannot be reproduced, stored and/or transmitted in whole or in part by any manner of electronic, mechanical, photocopying, recording, broadcasting or otherwise now known or herein after developed without the previous express consent by the copyright owner, except for reproduction in daily press and regular printed publications on sale to the public within 60 days of the event related to those data/results and always provided that copyright symbol appears together as follows below.

© DORNA WSBK ORGANIZATION Srl 2018

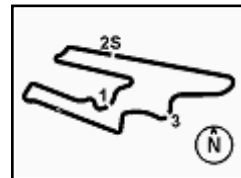
FICR PERUGIA TIMING



Official Tyre Supplier



Official Timekeeper



MOTUL Argentinian Round, 12 - 14 October 2018

World Supersport - Chronological Analysis Free Practice 1st Session

San Juan Villicum Circuit 4.276 m

1 / 5

1° 16 J. CLUZEL (1'46.531)

Lap	Seg.1	Seg.2	Seg.3	Seg.4	Lap Time	km/h	Local Time
1		30.457	32.224	30.713	232,8	11:07'08.022	
2	24.932	29.418	29.701	29.308	1'53.359	264,7	11:09'01.381
3	24.409	29.261	30.026	29.262	1'52.958	263,4	11:10'54.339
4	24.345	28.717	28.370	29.277	1'50.709	264,1	11:12'45.048
5	23.860	28.693	28.282	28.840	1'49.675	265,4	11:14'34.723
6	23.576	28.474	28.167	28.645	1'48.862	264,7	11:16'23.585
7	24.236	29.203	29.782	43.677	2'06.898P	263,4	11:18'30.483
8	17'50.145	29.037	28.868	28.753	19'16.803P	260,9	11:37'47.286
9	24.110	28.672	29.415	28.892	1'51.089	262,8	11:39'38.375
10	23.480	27.974	27.937	28.216	1'47.607	268,0	11:41'25.982
11	23.208	28.116	27.568	30.297	1'49.189	262,8	11:43'15.171
12	23.040	27.854	27.695	28.512	1'47.101	266,7	11:45'02.272
13	23.163	27.822	27.508	27.805	1'46.298C	268,7	11:46'48.570
14	23.930	30.072	31.890	44.078	2'09.970CP	215,6	11:48'58.540
15	9'46.752	30.188	29.077	28.514	11'14.531P	252,9	12:00'13.071
16	23.453	27.834	28.191	28.262	1'47.740	263,4	12:02'00.811
17	23.265	27.756	27.460	28.050	1'46.531	263,4	12:03'47.342

17	22.846	28.291	27.361	28.149	1'46.647C	263,4	11:47'23.456
18	30.599	33.422	36.999	46.393	2'27.413CP	202,2	11:49'50.869
19	8'27.207	29.758	28.477	41.584	10'07.026P	254,7	11:59'57.895
20	2'06.648	28.906	27.654	28.173	3'31.381P	254,1	12:03'29.276

4° 64 F. CARICASULO (1'47.419)

Lap	Seg.1	Seg.2	Seg.3	Seg.4	Lap Time	km/h	Local Time
1		32.774	32.568	47.249		196,7	11:06'48.397
2	2'09.334	31.572	31.483	35.587	3'47.976P	221,8	11:10'36.373
3	26.601	30.976	30.644	30.966	1'59.187	235,3	11:12'35.560
4	25.341	30.288	30.040	29.958	1'55.627	239,5	11:14'31.187
5	24.792	29.658	29.606	29.635	1'53.691	251,2	11:16'24.878
6	24.099	29.263	28.950	29.559	1'51.871	258,4	11:18'16.749
7	24.212	29.051	28.553	29.315	1'51.131	253,5	11:20'07.880
8	23.878	28.845	28.443	30.145	1'51.311	257,8	11:21'59.191
9	23.940	29.080	28.247	28.772	1'50.039	244,9	11:23'49.230
10	23.612	28.731	28.384	28.766	1'49.493	259,0	11:25'38.723
11	24.098	28.614	28.118	49.437	2'10.267P	259,0	11:27'48.990
12	7'28.969	29.578	28.962	29.534	8'57.043P	257,8	11:36'46.033
13	23.969	28.751	28.349	28.909	1'49.978	259,0	11:38'36.011
14	23.527	28.635	27.882	28.497	1'48.541	255,3	11:40'24.552
15	23.790	28.710	27.871	28.406	1'48.777	257,1	11:42'13.329
16	24.006	29.134	27.675	28.433	1'49.248	257,1	11:44'02.577
17	23.444	28.253	27.544	28.178	1'47.419	260,9	11:45'49.996
18	23.241	28.205	29.878	1'01.445	2'22.769CP	262,1	11:48'12.765
19	8'35.763	30.389	29.231	29.629	10'05.012P	255,9	11:58'17.777
20	23.734	28.326	28.111	28.483	1'48.654	257,8	12:00'06.431
21	23.335	28.275	27.768	28.633	1'48.011	259,0	12:01'54.442
22	23.439	28.238	27.596	28.406	1'47.679	257,1	12:03'42.121

2° 21 R. KRUMMENACHER (1'46.619)

Lap	Seg.1	Seg.2	Seg.3	Seg.4	Lap Time	km/h	Local Time
1		31.464	31.655	30.692	229,8	11:05'31.791	
2	25.221	29.588	30.317	29.524	1'54.650	236,8	11:07'26.441
3	24.548	29.286	29.419	33.533	1'56.786	255,3	11:09'23.227
4	24.052	28.878	28.869	29.054	1'50.853	257,8	11:11'14.080
5	23.706	28.916	28.132	28.807	1'49.561	262,8	11:13'03.641
6	23.750	29.083	30.342	36.795	1'59.970	259,0	11:15'03.611
7	25.331	29.311	29.188	28.990	1'52.820	255,9	11:16'56.431
8	23.795	28.868	28.244	28.718	1'49.625	262,8	11:18'46.056
9	23.481	28.714	27.891	28.499	1'48.585	260,9	11:20'34.641
10	23.552	28.759	27.926	28.524	1'48.761	262,1	11:22'23.402
11	23.556	29.036	28.000	28.525	1'49.117	262,1	11:24'12.519
12	23.412	28.576	28.273	28.791	1'49.052	257,8	11:26'01.571
13	23.508	28.439	27.718	28.365	1'48.030	260,9	11:27'49.601
14	23.429	28.401	27.744	28.938	1'48.512	262,1	11:29'38.113
15	27.471	28.943	28.171	28.755	1'53.340	264,1	11:31'31.453
16	23.546	28.339	27.937	28.321	1'48.143	264,1	11:33'19.596
17	23.617	28.326	27.679	28.297	1'47.919	262,8	11:35'07.515
18	23.531	28.385	27.585	28.276	1'47.777	262,8	11:36'55.292
19	24.011	29.715	31.801	44.804	2'10.331P	238,9	11:39'05.623
20	7'01.089	30.467	32.828	51.987	8'56.371CP	254,7	11:48'01.994
21	9'28.093	29.265	28.309	28.665	10'54.332P	259,6	11:58'56.326
22	23.631	28.157	27.497	28.186	1'47.471	261,5	12:00'43.797
23	23.213	28.089	27.255	28.062	1'46.619	262,8	12:02'30.416

5° 98 H. BARBERA (1'47.507)

Lap	Seg.1	Seg.2	Seg.3	Seg.4	Lap Time	km/h	Local Time
1		32.407	31.834	32.488		226,4	11:05'57.736
2	25.833	30.079	30.498	32.145	1'58.555	261,5	11:07'56.291
3	25.418	29.794	30.010	30.956	1'56.178	262,1	11:09'52.469
4	24.913	29.130	29.769	29.940	1'53.752	259,6	11:11'46.221
5	24.364	28.925	29.084	32.988	1'55.361	261,5	11:13'41.582
6	24.100	28.894	29.348	29.411	1'51.753	264,7	11:15'33.335
7	23.685	28.709	28.940	29.524	1'50.858	260,9	11:17'24.193
8	24.019	29.002	29.554	32.381	1'54.956	260,2	11:19'19.149
9	24.291	29.089	34.199	29.655	1'57.234	259,6	11:21'16.383
10	24.035	28.596	28.925	29.125	1'50.681	260,9	11:23'07.064
11	23.717	28.510	28.460	28.898	1'49.585	259,6	11:24'56.649
12	23.825	28.538	28.480	28.799	1'49.642	260,2	11:26'46.291
13	23.762	28.380	34.797	53.796	2'20.735P	259,6	11:29'07.026
14	11'30.527	29.527	28.934	28.800	12'57.788P	252,3	11:42'04.814
15	23.889	28.664	28.223	28.795	1'49.571	259,0	11:43'54.385
16	23.917	28.533	28.477	35.183	1'56.110	260,9	11:45'50.495
17	23.538	28.247	29.535	58.370	2'19.690CP	265,4	11:48'10.185
18	8'37.889	30.422	29.509	30.293	10'08.113P	257,8	11:58'18.298
19	23.734	28.214	28.476	28.381	1'48.805	264,1	12:00'07.103
20	23.253	28.217	28.072	28.330	1'47.872	262,1	12:01'54.975
21	23.232	28.090	28.146	28.039	1'47.507	262,1	12:03'42.482

3° 144 L. MAHIAS (1'46.673)

Lap	Seg.1	Seg.2	Seg.3	Seg.4	Lap Time	km/h	Local Time
1		31.501	31.065	31.990	188,8	11:07'18.690	
2	24.975	29.410	29.493	30.027	1'53.905	246,6	11:09'12.595
3	24.257	29.086	28.879	29.849	1'52.071	258,4	11:11'04.666
4	24.011	28.867	28.828	29.275	1'50.981	257,1	11:12'55.647
5	26.213	29.285	28.316	29.553	1'53.367	257,8	11:14'49.014
6	23.563	28.849	28.336	29.129	1'49.877	259,0	11:16'38.891
7	25.358	29.164	28.233	29.130	1'51.885	261,5	11:18'30.776
8	23.435	28.608	32.174	29.357	1'53.574	259,0	11:20'24.350
9	23.286	28.746	28.022	28.910	1'48.964	259,6	11:22'13.314
10	27.134	29.524	29.108	29.375	1'55.141	246,6	11:24'08.455
11	23.351	28.506	28.041	28.297	1'48.195	259,0	11:25'56.650
12	23.378	28.577	27.592	28.292	1'47.839	259,6	11:27'44.489
13	23.300	36.021	29.189	43.345	2'11.855P	233,3	11:29'56.344
14	10'40.656	29.904	27.986	28.328	12'06.874P	253,5	11:42'03.218
15	23.010	28.485	27.559	27.864	1'46.918	257,1	11:43'50.136
16	22.939	28.377	27.493	27.864	1'46.673	260,2	11:45'36.809

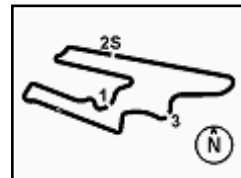
6° 6 C. PEROLARI (1'47.681)

Lap	Seg.1	Seg.2	Seg.3	Seg.4	Lap Time	km/h	Local Time
1		31.077	31.368	30.950		240,0	11:05'32.564
2	24.865	29.543	30.300	29.366	1'54.074	246,0	11:07'26.638
3	24.642	29.099	29.592	43.266	2'06.599P	250,0	11:09'33.237
4	3'21.253	29.835	30.046	29.462	4'50.596P	252,3	11:14'23.833
5	24.113	29.022	28.634	42.574	2'04.343P	252,9	11:16'28.176
6	3'41.993	32.797	29.508	29.705	5'14.003P	207,7	11:21'42.179
7	24.249	28.804	28.467	28.807	1'50.327	255,9	11:23'32.506
8	24.028	28.634	28.613	28.800	1'50.075	254,7	11:25'22.581

12/10/2018 P = Pits In/Out - C = Lap Time Cancelled

These data/results cannot be reproduced, stored and/or transmitted in whole or in part by any manner of electronic, mechanical, photocopying, recording, broadcasting or otherwise now known or herein after developed without the previous express consent by the copyright owner, except for reproduction in daily press and regular printed publications on sale to the public within 60 days of the event related to those data/results and always provided that copyright symbol appears together as follows below.

© DORNA WSBK ORGANIZATION Srl 20



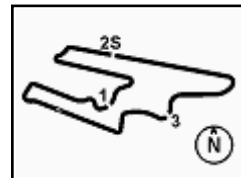
MOTUL Argentinian Round, 12 - 14 October 2018

World Supersport - Chronological Analysis Free Practice 1st Session

San Juan Villicum Circuit 4.276 m

2 / 5

								9° 36 T. GRADINGER (1'47.961)											
Lap	Seg.1	Seg.2	Seg.3	Seg.4	Lap Time	km/h	Local Time	Lap	Seg.1	Seg.2	Seg.3	Seg.4	Lap Time	km/h	Local Time				
9	23.666	28.657	28.361	28.451	1'49.135	255,3	11:27'11.716	1			31.892	33.328	33.503	218,6	11:05'45.401				
10	23.604	28.488	28.392	28.468	1'48.952	254,1	11:29'00.668	2	26.900	31.171	31.320	31.860	2'01.251	236,8	11:07'46.652				
11	23.543	28.335	28.165	28.171	1'48.214	255,9	11:30'48.882	3	25.139	29.999	30.503	31.760	1'57.401	264,1	11:09'44.053				
12	23.584	28.283	28.120	43.732	2'03.719P	257,1	11:32'52.601	4	25.242	29.746	34.135	31.487	2'00.610	257,8	11:11'44.663				
13	5'38.237	29.057	29.033	28.633	7'04.960P	251,7	11:39'57.561	5	24.860	30.191	29.928	30.825	1'55.804	245,5	11:13'40.467				
14	23.587	28.399	28.245	28.423	1'48.654	254,1	11:41'46.215	6	24.699	29.301	29.820	29.944	1'53.764	257,8	11:15'34.231				
15	23.390	28.470	28.082	28.411	1'48.353	254,1	11:43'34.568	7	24.036	28.807	28.944	29.481	1'51.268	262,8	11:17'25.499				
16	23.327	28.322	27.955	28.501	1'48.105	257,1	11:45'22.673	8	24.035	28.846	29.029	29.393	1'51.303	264,1	11:19'16.802				
17	23.476	33.955	35.611	44.299	2'17.341CP	184,3	11:47'40.014	9	25.493	29.684	29.087	29.523	1'53.787	260,9	11:21'10.589				
18	9'08.188	29.644	28.736	28.780	10'35.348P	252,9	11:58'15.362	10	23.935	28.980	28.664	28.981	1'50.560	263,4	11:23'01.149				
19	23.467	28.299	28.091	28.394	1'48.251	255,9	12:00'03.613	11	23.604	28.919	28.376	29.154	1'50.053	263,4	11:24'51.202				
20	23.431	28.220	27.941	28.494	1'48.086	255,9	12:01'51.699	12	24.012	28.942	29.124	43.643	2'05.721P	263,4	11:26'56.923				
21	23.350	28.265	27.851	28.215	1'47.681	253,5	12:03'39.380	13	18'16.702	28.997	28.269	29.117	19'43.085P	265,4	11:46'40.008				
								7° 111 K. SMITH (1'47.690)											
Lap	Seg.1	Seg.2	Seg.3	Seg.4	Lap Time	km/h	Local Time	Lap	Seg.1	Seg.2	Seg.3	Seg.4	Lap Time	km/h	Local Time				
1							11:06'05.205	14	23.412	35.729	35.283	46.339	2'20.763CP	169,3	11:49'00.771				
2	25.770	30.492	30.352	30.177	1'56.791	233,3	11:08'01.996	15	7'50.655	28.829	29.096	29.406	9'17.986P	249,4	11:58'18.757				
3	25.000	29.828	29.895	29.732	1'54.455	247,1	11:09'56.451	16	23.533	28.332	28.498	28.735	1'49.098	262,1	12:00'07.855				
4	24.594	29.309	29.909	29.518	1'53.330	238,9	11:11'49.781	17	23.453	27.970	28.068	28.470	1'47.961	266,7	12:01'55.816				
5	24.014	28.881	28.613	29.693	1'51.201	257,8	11:13'40.982	18	25.522	31.004	27.990	28.163	1'52.679	243,2	12:03'48.495				
6	23.597	28.578	28.367	28.699	1'49.241	255,3	11:15'30.223									10° 3 R. DE ROSA (1'48.430)			
7	23.411	28.520	28.051	28.559	1'48.541	256,5	11:17'18.764	Lap	Seg.1	Seg.2	Seg.3	Seg.4	Lap Time	km/h	Local Time				
8	24.468	28.794	28.472	44.696	2'06.430P	256,5	11:19'25.194	1		32.418	32.918	31.814	207,7	11:07'00.285					
9	11'10.150	29.674	29.646	29.474	12'38.944P	237,4	11:32'04.138	2	26.001	30.578	30.743	31.193	1'58.515	246,6	11:08'58.800				
10	23.976	28.851	28.756	28.904	1'50.487	255,3	11:33'54.625	3	26.029	30.364	31.073	29.982	1'57.448	248,3	11:10'56.248				
11	23.789	28.526	28.105	28.464	1'48.884	255,9	11:35'43.509	4	24.558	29.294	29.064	29.479	1'52.395	253,5	11:12'48.643				
12	23.367	28.305	27.679	28.339	1'47.690	256,5	11:37'31.199	5	23.952	29.159	28.919	29.404	1'51.434	256,5	11:14'40.077				
13	23.421	28.276	27.929	28.171	1'47.797	254,1	11:39'18.996	6	24.104	28.920	28.597	29.091	1'50.712	253,5	11:16'30.789				
14	23.240	28.330	28.521	29.510	1'49.601	257,1	11:41'08.597	7	23.665	28.786	28.463	28.809	1'49.723	254,7	11:18'20.512				
15	23.442	28.206	27.930	28.326	1'47.904	254,7	11:42'56.501	8	23.698	28.735	28.344	28.684	1'49.461	252,3	11:20'09.973				
16	26.410	28.577	28.314	28.536	1'51.837	256,5	11:44'48.338	9	23.504	28.570	27.896	29.710	1'49.680	254,1	11:21'59.653				
17	23.816	28.326	27.818	43.668	2'03.628CP	258,4	11:46'51.966	10	23.670	28.679	27.946	28.413	1'48.708	253,5	11:23'48.361				
18	10'21.856	31.165	29.064	28.682	11'50.767P	250,0	11:58'42.733	11	23.528	28.458	28.014	28.430	1'48.430	252,9	11:25'36.791				
19	23.303	28.319	27.958	28.580	1'48.160	254,1	12:00'30.893	12	26.862	29.416	29.315	44.224	2'09.817P	248,8	11:27'46.608				
20	23.370	28.410	27.826	28.355	1'47.961	253,5	12:02'18.854	13	7'06.147	30.450	29.400	29.528	8'35.525P	250,6	11:36'22.133				
								8° 88 C. STANGE (1'47.934)											
Lap	Seg.1	Seg.2	Seg.3	Seg.4	Lap Time	km/h	Local Time	Lap	Seg.1	Seg.2	Seg.3	Seg.4	Lap Time	km/h	Local Time				
1		33.996	34.149	34.095		220,4	11:06'36.057									11° 81 L. STAPLEFORD (1'48.814)			
2	28.745	32.090	33.116	32.917	2'06.868	232,3	11:08'42.925	Lap	Seg.1	Seg.2	Seg.3	Seg.4	Lap Time	km/h	Local Time				
3	27.250	31.113	32.638	31.984	2'02.985	241,6	11:10'45.910	1		33.410	33.816	32.674	204,5	11:06'04.603					
4	26.501	30.389	31.258	31.113	1'59.261	248,8	11:12'45.171	2	26.247	31.593	31.439	30.732	2'00.011	220,9	11:08'04.614				
5	25.235	30.079	30.923	30.484	1'56.721	250,0	11:14'41.892	3	25.579	30.608	31.117	30.680	1'57.984	226,9	11:10'02.598				
6	25.312	30.109	30.704	30.416	1'56.541	252,9	11:16'38.433	4	25.357	30.057	30.450	30.569	1'56.433	232,3	11:11'59.031				
7	25.357	29.609	29.741	29.913	1'54.620	253,5	11:18'33.053	5	25.110	29.825	30.575	30.452	1'55.962	228,8	11:13'54.993				
8	25.132	29.617	30.024	42.411	2'07.184P	251,2	11:20'40.237	6	24.831	29.574	30.074	30.002	1'54.481	243,8	11:15'49.474				
9	4'32.150	30.906	30.548	30.120	6'03.724P	248,8	11:26'43.961	7	24.636	29.120	29.441	29.724	1'52.921	252,9	11:17'42.395				
10	24.889	29.270	29.662	30.384	1'54.205	247,1	11:28'38.166	8	24.515	29.134	29.369	29.513	1'52.531	250,0	11:19'34.926				
11	24.556	29.150	29.233	29.585	1'52.524	251,7	11:30'30.690	9	24.778	29.194	29.215	29.258	1'52.445	255,3	11:21'27.371				
12	24.215	29.021	28.938	29.622	1'51.796	253,5	11:32'22.486	10	24.011	28.673	29.151	29.286	1'51.121	251,2	11:23'18.492				
13	24.228	28.800	29.104	29.292	1'51.424	252,9	11:34'13.910	11	23.932	28.856	29.060	29.188	1'51.036	255,3	11:25'09.528				
14	24.110	28.868	28.940	29.218	1'51.136	252,9	11:36'05.046	12	24.138	28.631	29.039	29.599	1'51.407	255,3	11:27'00.935				
15	23.831	28.705	28.650	28.941	1'50.127	252,3	11:37'55.173	13	23.868	28.547	28.929	29.152	1'50.496	257,8	11:28'51.431				
16	23.853	28.975	28.581	41.370	2'02.779P	251,2	11:39'57.952	14	23.944	28.465	28.641	28.923	1'49.973	259,0	11:30'41.404				
17	3'32.129	29.833	29.214	29.329	5'00.505P	252,3	11:44'58.457	15	23.954	28.673	28.702	29.080	1'50.409	260,2	11:32'31.813				
18	23.853	28.553	28.520	28.942	1'49.868C	255,9	11:46'48.325	16	23.934	28.504	28.566	29.029	1'50.033	260,9	11:34'21.846				
19	23.947	31.783	35.213	47.285	2'18.228CP	164,6	11:49'06.553	17	23.823	28.383	28.499	29.035	1'49.740	258,4	11:36'11.586				
20	7'42.630	29.860	29.384	29.677	9'11.551P	252,3	11:58'18.104	18	25.325	33.884	33.243	47.845	2'20.297P	216,4	11:38'31.883				
21	23.736	28.415	28.727	28.652	1'49.530	254,1	12:00'07.634	19	7'51.241	30.841	30.304	46.707	9'39.093CP	258,4	11:48'10.976				
22	23.441	28.174	27.917	28.402	1'47.934	255,3	12:01'55.568	20	8'45.053	30.133	29.774	29.478	10'14.438P	233,8	11:58'25.414				
23	23.288	28.982	28.038	28.383	1'48.691	250,0	12:03'44.259	21	23.889	28.409	28.436	28.675	1'49.409	262,1	12:00'14.823				
								9° 36 T. GRADINGER (1'47.961)											
Lap	Seg.1	Seg.2	Seg.3	Seg.4	Lap Time	km/h	Local Time	Lap	Seg.1	Seg.2	Seg.3	Seg.4	Lap Time	km/h	Local Time				
1							11:06'05.205	22	23.548	28.375	28.274	28.617	1'48.814	259,6	12:02'03.637				
2	26.900	31.171	31.320	31.860	2'01.251	236,8	11:07'46.652	23	23.521	28.267	28.629	28.713	1'49.130	255,9	12:03'52.767				
3	25.139	29.999	30.503	31.760	1'57.401	264,1	11:09'44.053												
4	25.242	29.746	34.135	31.487	2'00.610	257,8	11:11'44.663												
5	24.860	30.191	29.928	30.825	1'55.804	245,5	11:13'40.467												
6	24.699	29.301	29.820	29.944	1'53.764	257,8	11:15'34.231												
7	24.036	28.807	28.944	29.481	1'51.268	262,8	11:17'25.499												
8	24.035	28.846	29.029	29.393	1'51.303	264,1	11:19'16.802												



MOTUL Argentinian Round, 12 - 14 October 2018

World Supersport - Chronological Analysis Free Practice 1st Session

San Juan Villicum Circuit 4.276 m

3 / 5

12° 38 H. SOOMER (1'48.944)							
Lap	Seg.1	Seg.2	Seg.3	Seg.4	Lap Time	km/h	Local Time
1		33.222	35.475	34.570		199,6	11:05'56.216
2	27.476	31.415	32.998	32.634	2'04.523	241,6	11:08'00.739
3	26.368	30.581	31.659	31.667	2'00.275	249,4	11:10'01.014
4	25.453	30.280	30.896	31.345	1'57.974	255,9	11:11'58.988
5	25.541	29.928	31.129	30.879	1'57.477	238,9	11:13'56.465
6	25.104	30.012	30.764	30.484	1'56.364	255,9	11:15'52.829
7	24.668	29.498	30.009	44.083	2'08.258P	259,0	11:18'01.087
8	8'40.000	30.018	30.570	30.943	10'11.531P	250,6	11:28'12.618
9	24.635	29.382	29.782	29.941	1'53.740	255,9	11:30'06.358
10	24.200	29.167	29.357	29.416	1'52.140	257,8	11:31'58.498
11	23.692	28.950	28.824	29.383	1'50.849	257,8	11:33'49.347
12	24.122	28.905	28.788	29.233	1'51.048	256,5	11:35'40.395
13	23.807	28.843	28.773	29.199	1'50.622	257,1	11:37'31.017
14	24.200	28.661	28.601	29.119	1'50.581	257,8	11:39'21.598
15	23.523	28.619	28.598	29.546	1'50.286	255,9	11:41'11.884
16	23.670	28.606	28.634	29.090	1'50.000	255,9	11:43'01.884
17	23.596	28.428	28.826	29.198	1'50.048	258,4	11:44'51.932
18	23.388	28.355	28.159	29.042	1'48.944	261,5	11:46'40.876
19	23.398	37.764	33.442	46.850	2'21.454CP	172,0	11:49'02.330
20	9'16.228	29.532	29.220	29.578	10'44.558P	257,1	11:59'46.888
21	23.817	28.572	28.441	29.171	1'50.001	255,3	12:01'36.889
22	23.403	28.381	30.122	28.914	1'50.820	255,9	12:03'27.709

14	24.159	29.456	28.944	29.716	1'52.275	257,1	11:45'03.058
15	24.013	29.103	28.586	29.410	1'51.112C	260,2	11:46'54.170
16	23.819	31.796	31.780	48.950	2'16.345CP	220,0	11:49'10.515
17	7'39.120	30.667	29.611	29.535	9'08.933P	248,8	11:58'19.448
18	24.307	29.209	28.545	29.375	1'51.436	256,5	12:00'10.884
19	24.034	28.899	28.435	29.056	1'50.424	255,9	12:02'01.308
20	23.635	28.596	28.081	28.695	1'49.007	254,1	12:03'50.315

13° 34 J. ITURRIOZ (1'48.967)							
Lap	Seg.1	Seg.2	Seg.3	Seg.4	Lap Time	km/h	Local Time
1		33.755	34.723	34.455		194,6	11:05'54.026
2	26.742	31.181	31.798	32.272	2'01.993	228,3	11:07'56.019
3	25.721	30.755	31.107	31.214	1'58.797	237,9	11:09'54.816
4	25.648	29.785	30.723	30.394	1'56.550	240,0	11:11'51.366
5	24.405	29.818	30.090	29.748	1'54.061	239,5	11:13'45.427
6	24.732	30.208	30.541	44.587	2'10.068P	232,8	11:15'55.495
7	4'39.953	31.194	31.656	35.881	6'18.684P	228,8	11:22'14.179
8	24.693	30.045	29.915	30.195	1'54.848	242,2	11:24'09.027
9	24.049	29.387	29.683	29.431	1'52.550	244,9	11:26'01.577
10	24.003	28.830	29.216	29.327	1'51.376	247,1	11:27'52.953
11	26.512	29.806	30.001	29.800	1'56.119	242,2	11:29'49.072
12	23.988	28.945	29.351	28.921	1'51.205	250,6	11:31'40.277
13	23.895	28.888	28.882	29.117	1'50.782	249,4	11:33'31.059
14	23.891	29.190	28.516	28.988	1'50.585	247,7	11:35'21.644
15	24.525	29.531	29.918	43.417	2'07.391P	245,5	11:37'29.035
16	7'32.649	32.667	31.651	29.014	9'05.981P	217,3	11:46'35.016
17	23.665	37.398	35.754	44.771	2'21.588CP	145,9	11:48'56.604
18	7'52.792	30.324	29.884	29.442	9'22.442P	245,5	11:58'19.046
19	23.855	28.716	28.329	28.834	1'49.734	250,0	12:00'08.780
20	23.438	28.552	28.547	28.686	1'49.223	248,8	12:01'58.003
21	23.234	28.650	28.433	28.650	1'48.967	244,9	12:03'46.970

15° 84 L. CRESSON (1'49.152)							
Lap	Seg.1	Seg.2	Seg.3	Seg.4	Lap Time	km/h	Local Time
1		32.932	33.899	33.675		202,6	11:05'53.672
2	26.780	30.602	31.705	32.463	2'01.550	255,9	11:07'55.222
3	26.273	30.125	30.885	33.328	2'00.611	252,9	11:09'55.833
4	25.433	29.571	30.633	30.890	1'56.527	257,8	11:11'52.360
5	24.931	29.279	30.116	30.224	1'54.550	254,7	11:13'46.910
6	24.430	29.291	30.626	30.439	1'54.786	249,4	11:15'41.696
7	24.763	29.357	30.531	30.988	1'55.639	254,1	11:17'37.335
8	24.819	29.303	29.942	30.609	1'54.673	259,0	11:19'32.008
9	24.725	29.146	29.904	30.094	1'53.869	257,8	11:21'25.877
10	24.546	29.134	32.354	31.078	1'57.112	260,2	11:23'22.989
11	24.582	29.151	29.902	30.277	1'53.912	254,7	11:25'16.901
12	25.871	32.633	30.980	43.310	2'12.794P	209,7	11:27'29.695
13	8'23.720	29.771	30.381	30.203	9'54.075P	248,3	11:37'23.770
14	25.114	29.475	29.328	29.787	1'53.704	259,0	11:39'17.474
15	24.106	28.697	28.648	29.378	1'50.829	263,4	11:41'08.303
16	24.027	28.426	28.331	29.014	1'49.798	266,7	11:42'58.101
17	23.690	28.473	28.708	29.139	1'50.010	265,4	11:44'48.111
18	24.189	28.432	28.156	29.336	1'50.113	270,0	11:46'38.224
19	23.863	35.221	36.465	45.240	2'20.789CP	172,5	11:48'59.013
20	8'44.079	29.962	29.102	29.734	10'12.877P	262,1	11:59'11.890
21	24.071	28.661	28.642	29.382	1'50.756	264,1	12:01'02.646
22	23.681	28.322	27.952	29.197	1'49.152	264,1	12:02'51.798

14° 56 P. SEBESTYEN (1'49.007)							
Lap	Seg.1	Seg.2	Seg.3	Seg.4	Lap Time	km/h	Local Time
1		33.170	34.107	46.957		197,8	11:05'53.840
2	3'50.528	31.708	31.283	31.687	5'25.206P	242,7	11:11'19.046
3	26.638	30.696	31.204	31.580	2'00.118	245,5	11:13'19.164
4	25.472	30.480	31.648	31.525	1'59.125	254,7	11:15'18.289
5	25.329	30.164	30.236	31.061	1'56.790	254,1	11:17'15.079
6	24.791	29.931	30.080	30.588	1'55.390	254,1	11:19'10.469
7	24.630	29.754	29.885	30.183	1'54.452	252,3	11:21'04.921
8	24.301	29.702	29.479	30.019	1'53.501	254,7	11:22'58.422
9	24.023	29.528	29.204	29.985	1'52.740	252,3	11:24'51.162
10	24.790	29.246	29.325	29.720	1'53.081	255,9	11:26'44.243
11	24.871	30.340	30.110	42.654	2'07.975P	246,6	11:28'52.218
12	10'53.847	31.382	29.952	29.997	12'25.178P	250,0	11:41'17.396
13	24.417	29.696	29.415	29.859	1'53.387	252,9	11:43'10.783

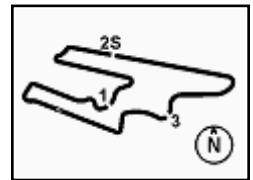
16° 86 A. BADOVINI (1'49.197)							
Lap	Seg.1	Seg.2	Seg.3	Seg.4	Lap Time	km/h	Local Time
1		32.661	33.965	33.080		208,5	11:06'51.106
2	26.989	31.635	34.022	34.850	2'07.496	231,8	11:08'58.602
3	27.450	32.133	32.323	44.879	2'16.785P	222,7	11:11'15.387
4	7'13.501	31.046	30.866	31.206	8'46.619P	220,9	11:20'02.006
5	25.636	30.703	30.497	30.849	1'57.685	246,0	11:21'59.691
6	24.758	30.001	29.738	29.965	1'54.462	241,1	11:23'54.153
7	24.639	29.724	29.455	29.673	1'53.491	245,5	11:25'47.644
8	24.315	29.592	29.441	29.849	1'53.197	250,6	11:27'40.841
9	26.439	31.069	30.081	30.497	1'58.086	242,7	11:29'38.927
10	24.154	29.446	28.910	41.654	2'04.164P	252,3	11:31'43.091
11	5'54.492	30.146	30.015	30.164	7'24.817P	249,4	11:39'07.908
12	24.414	29.279	28.859	29.213	1'51.765	250,0	11:40'59.673
13	23.707	29.096	28.188	28.851	1'49.842	250,0	11:42'49.515
14	23.708	28.795	33.852	29.054	1'55.409	251,7	11:44'44.924
15	23.553	28.952	28.126	28.879	1'49.510	254,1	11:46'34.434
16	23.425	37.407	35.492	43.071	2'19.395CP	152,3	11:48'53.829
17	7'55.110	30.897	29.362	29.432	9'24.801P	251,2	11:58'18.630
18	25.090	31.233	30.143	29.075	1'55.541	237,9	12:00'14.171
19	23.829	29.034	28.812	28.496	1'50.171	254,1	12:02'04.342
20	23.439	28.819	27.934	29.005	1'49.197	253,5	12:03'53.539

17° 74 J. VAN SIKKELERUS (1'49.289)							
Lap	Seg.1	Seg.2	Seg.3	Seg.4	Lap Time	km/h	Local Time
1		31.851	32.429	32.245		207,3	11:05'58.141
2	26.073	30.377	31.141	31.060	1'58.651	233,8	11:07'56.792
3	25.498	30.292	31.199	31.103	1'58.092	237,4	11:09'54.884
4	24.962	29.966	30.261	30.876	1'56.065	250,0	11:11'50.949
5	24.505	29.600	30.164	29.988	1'54.257	248,8	11:13'45.206
6	25.310	29.753	29.725	42.685	2'07.473P	247,7	11:15'52.679

12/10/2018 P = Pits In/Out - C = Lap Time Cancelled

These data/results cannot be reproduced, stored and/or transmitted in whole or in part by any manner of electronic, mechanical, photocopying, recording, broadcasting or otherwise now known or herein after developed without the previous express consent by the copyright owner, except for reproduction in daily press and regular printed publications on sale to the public within 60 days of the event related to those data/results and always provided that copyright symbol appears together as follows below.

© DORNA WSBK ORGANIZATION Srl 2018



MOTUL Argentinian Round, 12 - 14 October 2018

World Supersport - Chronological Analysis Free Practice 1st Session

San Juan Villicum Circuit 4.276 m

4 / 5

7	6'45.456	30.999	30.877	30.361	8'17.693P	223,6	11:24'10.372	6	27.039	30.189	30.449	30.296	1'57.973	241,6	11:16'57.687
8	24.199	29.233	29.479	29.438	1'52.349	248,3	11:26'02.721	7	24.780	29.298	29.509	29.820	1'53.407	257,1	11:18'51.094
9	27.665	29.773	30.317	30.303	1'58.058	245,5	11:28'00.779	8	24.732	29.804	29.750	43.552	2'07.838P	250,0	11:20'58.932
10	24.203	29.245	29.071	29.371	1'51.890	248,3	11:29'52.669	9	9'00.375	30.224	29.686	29.723	10'30.008P	260,2	11:31'28.940
11	23.724	28.944	28.977	29.171	1'50.816	254,1	11:31'43.485	10	24.798	29.291	28.915	28.992	1'51.996	260,2	11:33'20.936
12	23.680	29.131	29.843	29.237	1'51.891	252,9	11:33'35.376	11	24.180	28.851	28.723	29.020	1'50.774	260,2	11:35'11.710
13	24.069	29.151	29.062	29.131	1'51.413	251,2	11:35'26.789	12	24.025	28.959	28.699	28.974	1'50.657	258,4	11:37'02.367
14	24.195	31.954	30.886	42.128	2'09.163P	185,9	11:37'35.952	13	23.983	28.807	34.901	29.663	1'57.354	260,9	11:38'59.721
15	5'41.160	37.044	30.487	29.429	7'18.120P	150,2	11:44'54.072	14	27.058	29.904	28.842	29.393	1'55.197	252,3	11:40'54.918
16	24.111	29.062	28.730	28.920	1'50.823C	254,7	11:46'44.895	15	24.123	28.963	28.554	29.127	1'50.767	258,4	11:42'45.685
17	23.930	29.254	34.497	44.389	2'12.070CP	244,3	11:48'56.965	16	30.249	29.246	29.655	42.261	2'11.411P	258,4	11:44'57.096
18	7'59.480	30.849	31.302	29.838	9'31.469P	228,3	11:58'28.434	17	11'54.435	29.750	29.363	29.523	13'23.071P	247,7	11:58'20.167
19	23.760	28.745	28.741	28.821	1'50.067	250,6	12:00'18.501	18	24.255	28.757	28.619	29.184	1'50.815	257,8	12:00'10.982
20	23.647	28.648	28.501	28.493	1'49.289	251,2	12:02'07.790	19	24.330	28.730	29.146	29.616	1'51.822	246,0	12:02'02.804
21	24.266	30.274	30.771	31.009	1'56.320	217,3	12:04'04.111	20	24.106	28.513	28.544	29.129	1'50.292	254,7	12:03'53.096

18° 51 G. VAN STRAALEN (1'49.491)							
Lap	Seg.1	Seg.2	Seg.3	Seg.4	Lap Time	km/h	Local Time
1		31.442	32.454	32.096		222,7	11:06'18.425
2	26.506	30.481	30.970	31.012	1'58.969	252,3	11:08'17.394
3	25.291	29.824	30.689	30.313	1'56.117	251,7	11:10'13.511
4	24.798	29.488	30.105	29.944	1'54.335	253,5	11:12'07.846
5	24.578	29.161	29.578	29.854	1'53.171	252,9	11:14'01.017
6	24.626	28.965	29.565	29.340	1'52.496	252,9	11:15'53.513
7	24.652	28.926	29.964	29.437	1'52.979	251,2	11:17'46.492
8	24.465	29.008	29.163	29.046	1'51.682	252,9	11:19'38.174
9	24.911	29.433	29.389	42.254	2'05.987P	252,9	11:21'44.161
10	10'49.323	29.413	29.808	29.709	12'18.253P	252,3	11:34'02.414
11	24.515	28.698	29.419	29.035	1'51.667	254,7	11:35'54.081
12	24.139	28.546	29.348	29.702	1'51.735	255,9	11:37'45.816
13	23.944	28.775	29.088	29.214	1'51.021	253,5	11:39'36.837
14	24.265	28.744	29.189	41.076	2'03.274P	251,2	11:41'40.111
15	15'16.131	29.807	29.688	29.412	16'45.038P	254,1	11:58'25.149
16	23.957	28.630	29.050	28.914	1'50.551	256,5	12:00'15.700
17	23.642	28.205	28.691	28.953	1'49.491	259,0	12:02'05.191
18	23.774	28.517	28.707	29.057	1'50.055	255,3	12:03'55.246

21° 11 S. CORTESE (1'50.714)							
Lap	Seg.1	Seg.2	Seg.3	Seg.4	Lap Time	km/h	Local Time
1		32.393	33.087	34.583		243,8	11:06'54.608
2	26.369	31.323	32.205	33.681	2'03.578	261,5	11:08'58.186
3	26.021	30.957	34.350	31.068	2'02.396	259,6	11:11'00.582
4	24.762	29.635	30.217	30.232	1'54.846	249,4	11:12'55.428
5	27.942	32.070	30.733	31.453	2'22.198P	260,2	11:15'17.626
6	23'30.925	29.981	29.749	43.019	25'13.674P	257,8	11:40'31.300
7	1'08.955	31.376	30.904	33.489	2'44.724P	234,3	11:43'16.024
8	23.981	28.855	29.017	28.861	1'50.714	258,4	11:45'06.738
9	23.640	28.538	28.620	58.600	2'19.398CP	262,8	11:47'26.136

22° 10 N. CALERO (1'51.242)							
Lap	Seg.1	Seg.2	Seg.3	Seg.4	Lap Time	km/h	Local Time
1		34.118	38.606	33.723		194,6	11:06'49.796
2	27.853	31.795	33.825	35.832	2'09.305	246,0	11:08'59.101
3	27.288	31.115	31.829	47.625	2'17.857P	247,1	11:11'16.958
4	2'49.302	30.532	31.249	31.991	4'23.074P	238,4	11:15'40.032
5	25.357	30.384	30.411	31.918	1'58.070	251,2	11:17'38.102
6	25.374	29.917	30.508	30.823	1'56.622	248,8	11:19'34.724
7	24.873	29.992	29.835	30.230	1'54.930	250,0	11:21'29.654
8	28.332	33.295	34.217	50.442	2'26.286P	198,2	11:23'55.940
9	10'46.751	31.150	30.663	30.705	12'19.269P	207,3	11:36'15.209
10	24.645	29.537	29.890	30.640	1'54.712	250,6	11:38'09.921
11	24.710	29.987	29.438	31.060	1'55.195	247,1	11:40'05.116
12	24.476	29.672	29.735	30.214	1'54.097	247,7	11:41'59.213
13	29.921	29.524	29.056	29.694	1'58.195	250,0	11:43'57.408
14	29.354	35.077	34.546	50.179	2'29.156P	175,9	11:46'26.564
15	10'37.312	29.773	29.852	29.940	12'06.877P	246,6	11:58'33.441
16	23.979	29.256	28.931	29.668	1'51.834	250,6	12:00'25.275
17	23.981	28.962	28.821	29.478	1'51.242	251,2	12:02'16.517
18	23.898	29.135	28.996	31.077	1'53.106	250,0	12:04'09.623

19° 49 S. HORNSEY (1'49.521)							
Lap	Seg.1	Seg.2	Seg.3	Seg.4	Lap Time	km/h	Local Time
1		34.831	36.576	33.630		184,3	11:05'55.358
2	27.056	31.588	32.550	32.660	2'03.754	224,1	11:07'59.112
3	26.156	30.608	31.846	44.116	2'12.726P	235,3	11:10'11.838
4	7'19.487	31.415	31.234	30.922	8'53.058P	240,5	11:19'04.896
5	25.032	30.005	29.810	29.170	1'54.017	242,2	11:20'58.913
6	24.325	29.341	29.056	29.358	1'52.080	245,5	11:22'50.993
7	24.330	29.890	29.477	29.355	1'53.052	241,1	11:24'44.045
8	24.855	29.869	29.436	29.033	1'53.193	237,9	11:26'37.238
9	24.175	29.135	28.946	28.891	1'51.147	243,2	11:28'28.385
10	24.864	29.699	29.526	43.347	2'07.436P	242,2	11:30'35.821
11	11'51.509	30.299	28.985	29.039	13'19.832P	244,3	11:43'55.653
12	23.811	28.804	28.580	28.776	1'49.971	250,6	11:45'45.624
13	24.011	28.852	28.726	42.175	2'03.764CP	251,2	11:47'49.388
14	9'07.357	29.977	29.398	29.643	10'36.375P	243,2	11:58'25.763
15	23.835	28.961	28.765	28.905	1'50.466	249,4	12:00'16.229
16	23.698	28.646	28.570	28.607	1'49.521	248,8	12:02'05.750
17	23.797	28.776	28.645	28.463	1'49.681	243,8	12:03'55.431

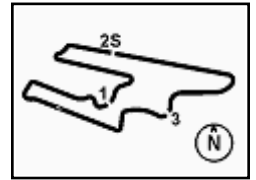
23° 12 A. MURLEY (1'51.448)							
Lap	Seg.1	Seg.2	Seg.3	Seg.4	Lap Time	km/h	Local Time
1		34.615	34.879	33.997		192,2	11:05'57.718
2	27.959	31.871	32.193	32.213	2'04.236	228,8	11:08'01.954
3	26.332	31.385	31.408	31.579	2'00.704	239,5	11:10'02.658
4	25.618	30.432	30.580	30.828	1'57.458	243,2	11:12'00.116
5	25.022	29.996	30.637	31.063	1'56.718	243,8	11:13'56.834
6	25.120	30.250	30.271	30.672	1'56.313	243,2	11:15'53.147
7	24.560	29.855	29.858	30.249	1'54.522	247,7	11:17'47.669
8	24.339	29.839	29.991	30.175	1'54.344	242,7	11:19'42.013
9	24.450	29.850	30.119	44.231	2'08.650P	242,7	11:21'50.663
10	7'30.745	31.878	30.666	30.409	9'03.698P	236,3	11:30'54.361
11	24.363	29.672	29.502	29.782	1'53.319	244,3	11:32'47.680
12	24.545	29.437	29.737	29.534	1'53.253	245,5	11:34'40.933
13	24.333	29.616	29.312	29.717	1'52.978	245,5	11:36'33.911

20° 78 H. OKUBO (1'50.292)							
Lap	Seg.1	Seg.2	Seg.3	Seg.4	Lap Time	km/h	Local Time
1		32.501	34.778	33.262		210,5	11:07'04.344
2	26.976	31.542	31.805	31.447	2'01.770	243,8	11:09'06.114
3	25.938	30.431	31.065	31.689	1'59.123	243,2	11:11'05.237
4	25.815	30.298	30.632	31.558	1'58.303	241,1	11:13'03.540
5	25.587	29.727	30.339	30.521	1'56.174	251,7	11:14'59.714

12/10/2018 P = Pits In/Out - C = Lap Time Cancelled

These data/results cannot be reproduced, stored and/or transmitted in whole or in part by any manner of electronic, mechanical, photocopying, recording, broadcasting or otherwise now known or herein after developed without the previous express consent by the copyright owner, except for reproduction in daily press and regular printed publications on sale to the public within 60 days of the event related to those data/results and always provided that copyright symbol appears together as follows below.

© DORNA WSBK ORGANIZATION Srl 2018



14	24.349	29.586	29.383	29.848	1'53.166	243,8	11:38'27.077
15	24.080	29.584	29.580	29.798	1'53.042	239,5	11:40'20.119
16	23.787	29.590	29.264	29.321	1'51.962	240,5	11:42'12.081
17	25.100	30.512	30.704	43.576	2'09.892P	240,5	11:44'21.973
18	12'40.306	30.541	29.990	29.759	14'10.596P	238,9	11:58'32.569
19	24.172	29.499	28.954	29.387	1'52.012	243,2	12:00'24.581
20	23.924	29.144	29.066	29.314	1'51.448	242,7	12:02'16.029
21	23.959	29.597	29.591	30.123	1'53.270	239,5	12:04'09.299

12/10/2018 P = Pits In/Out - C = Lap Time Cancelled

These data/results cannot be reproduced, stored and/or transmitted in whole or in part by any manner of electronic, mechanical, photocopying, recording, broadcasting or otherwise now known or herein after developed without the previous express consent by the copyright owner, except for reproduction in daily press and regular printed publications on sale to the public within 60 days of the event related to those data/results and always provided that copyright symbol appears together as follows below.

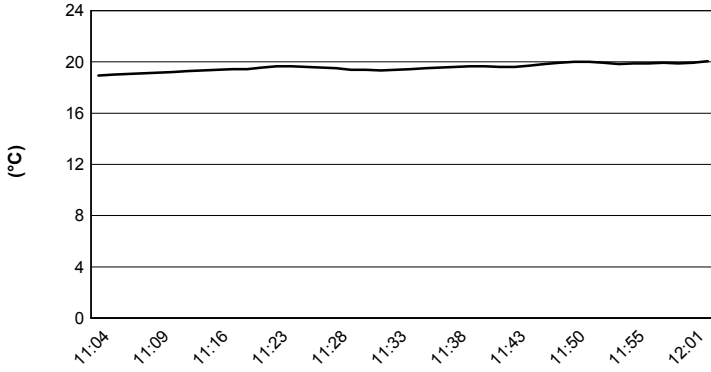
© DORNA WSBK ORGANIZATION Srl 2018



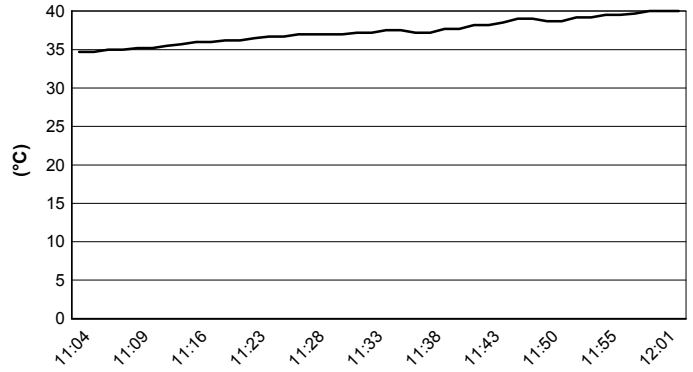
MOTUL Argentinian Round, 12 - 14 October 2018
World Supersport - Weather Report Free Practice 1st Session
 Session started 11:03 - Session ended 12:04

San Juan Villicum Circuit 4.276 m

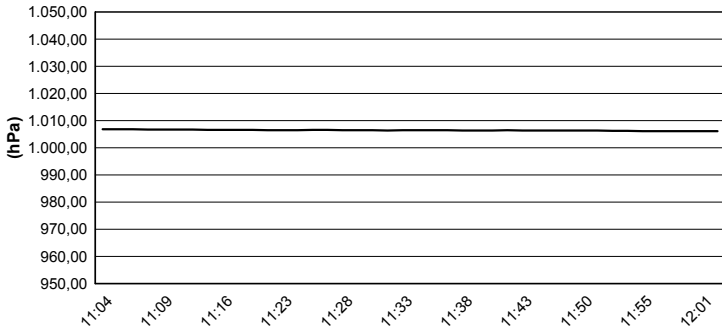
Air Temperature



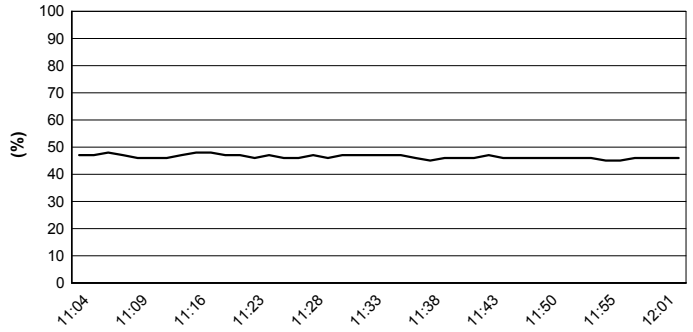
Track Temperature



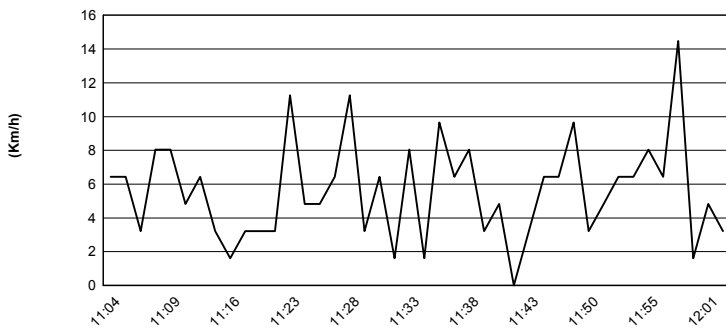
Air Pressure



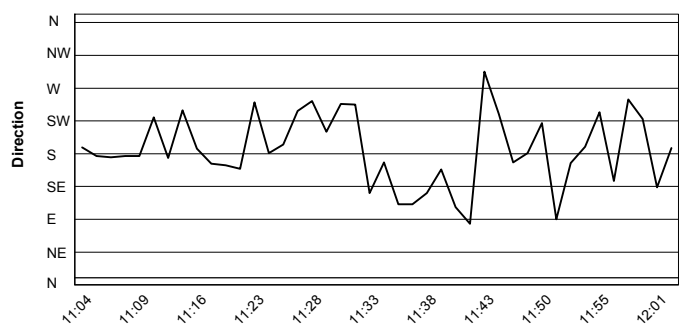
Humidity



Wind Speed



Wind Direction



12/10/2018

These data/results cannot be reproduced, stored and/or transmitted in whole or in part by any manner of electronic, mechanical, photocopying, recording, broadcasting or otherwise now known or herein after developed without the previous express consent by the copyright owner, except for reproduction in daily press and regular printed publications on sale to the public within 60 days of the event related to those data/results and always provided that copyright symbol appears together as follows below.

© DORNA WSBK ORGANIZATION Srl 2018