

MOTUL Argentinian Round, 12 - 14 October 2018

World Supersport - Free Practices Combined Results

San Juan Villicum Circuit 4.276 m

No.	Rider	Nat	Team	Bike	FP1	FP2	Time	Gap	Rel.	Avg Laps
1	144 L. MAHIAS	FRA	GRT Yamaha Official WorldSSP Team	Yamaha YZF R6	1'46.673	1'44.680	1'44.680			147,054 37
2	16 J. CLUZEL	FRA	NRT	Yamaha YZF R6	1'46.531	1'44.763	1'44.763	0.083	0.083	146,937 34
3	64 F. CARICASULO	ITA	GRT Yamaha Official WorldSSP Team	Yamaha YZF R6	1'47.419	1'44.835	1'44.835	0.155	0.072	146,836 44
4	36 T. GRADINGER	AUT	NRT	Yamaha YZF R6	1'47.961	1'45.239	1'45.239	0.559	0.404	146,273 34
5	21 R. KRUMMENACHER	SUI	BARDAHL Evan Bros. WorldSSP Team	Yamaha YZF R6	1'46.619	1'45.549	1'45.549	0.869	0.310	145,843 42
6	111 K. SMITH	GBR	CIA Landlord Insurance Honda	Honda CBR600RR	1'47.690	1'45.654	1'45.654	0.974	0.105	145,698 38
7	3 R. DE ROSA	ITA	MV Agusta Reparto Corse by Vamag	MV Agusta F3 675	1'48.430	1'45.668	1'45.668	0.988	0.014	145,679 35
8	11 S. CORTESE	GER	Kallio Racing	Yamaha YZF R6	1'50.714	1'45.810	1'45.810	1.130	0.142	145,483 28
9	81 L. STAPLEFORD	GBR	Profile Racing	Yamaha YZF R6	1'48.814	1'46.094	1'46.094	1.414	0.284	145,094 41
10	6 C. PEROLARI	FRA	GMT94 Yamaha	Yamaha YZF R6	1'47.681	1'46.388	1'46.388	1.708	0.294	144,693 41
11	38 H. SOOMER	EST	Racedays	Honda CBR600RR	1'48.944	1'46.463	1'46.463	1.783	0.075	144,591 39
12	98 H. BARBERA	ESP	Kawasaki Puccetti Racing	Kawasaki ZX-6R	1'47.507	1'46.669	1'46.669	1.989	0.206	144,312 39
13	86 A. BADOVINI	ITA	MV Agusta Reparto Corse by Vamag	MV Agusta F3 675	1'49.197	1'46.801	1'46.801	2.121	0.132	144,133 38
14	34 J. ITURRIOZ	ARG	Team GoEleven Kawasaki	Kawasaki ZX-6R	1'48.967	1'47.078	1'47.078	2.398	0.277	143,761 41
15	88 C. STANGE	GER	Team GoEleven Kawasaki	Kawasaki ZX-6R	1'47.934	1'47.143	1'47.143	2.463	0.065	143,673 43
16	84 L. CRESSON	BEL	Kallio Racing	Yamaha YZF R6	1'49.152	1'47.168	1'47.168	2.488	0.025	143,640 38
17	78 H. OKUBO	JPN	Kawasaki Puccetti Racing	Kawasaki ZX-6R	1'50.292	1'47.442	1'47.442	2.762	0.274	143,274 37
18	56 P. SEBESTYEN	HUN	CIA Landlord Insurance Honda	Honda CBR600RR	1'49.007	1'47.484	1'47.484	2.804	0.042	143,218 37
19	51 G. VAN STRAALLEN	NED	EAB antwest Racing	Kawasaki ZX-6R	1'49.491	1'47.653	1'47.653	2.973	0.169	142,993 36
20	49 S. HORNSEY	GBR	Profile Racing	Triumph Daytona 675	1'49.521	1'48.072	1'48.072	3.392	0.419	142,438 32
21	74 J. VAN SIKKELERUS	NED	GEMAR Team Lorini	Honda CBR600RR	1'49.289	1'48.510	1'48.510	3.830	0.438	141,863 35
22	10 N. CALERO	ESP	Orelac Racing VerdNatura	Kawasaki ZX-6R	1'51.242	1'50.186	1'50.186	5.506	1.676	139,706 34
23	12 A. MURLEY	GBR	GEMAR Team Lorini	Honda CBR600RR	1'51.448	1'50.187	1'50.187	5.507	0.001	139,704 36

12/10/2018

These data/results cannot be reproduced, stored and/or transmitted in whole or in part by any manner of electronic, mechanical, photocopying, recording, broadcasting or otherwise now known or herein after developed without the previous express consent by the copyright owner, except for reproduction in daily press and regular printed publications on sale to the public within 60 days of the event related to those data/results and always provided that copyright symbol appears together as follows below.

© DORNA WSBK ORGANIZATION Srl 2018

FKR PERUGIA TIMING



Official Tyre Supplier



Official Timekeeper

MOTUL Argentinian Round, 12 - 14 October 2018

World Supersport - Results Free Practice 2nd Session

San Juan Villicum Circuit 4.276 m

1 / 2

No.	Rider	Nat	Team	Bike	Time	Gap	Rel.	Laps	Speed	
									Avg	Max
1	144 L. MAHIAS	FRA	GRT Yamaha Official WorldSSP Team	Yamaha YZF R6	1'44.680			18	147,054	264,1
2	16 J. CLUZEL	FRA	NRT	Yamaha YZF R6	1'44.763	0.083	0.083	18	146,937	266,7
3	64 F. CARICASULO	ITA	GRT Yamaha Official WorldSSP Team	Yamaha YZF R6	1'44.835	0.155	0.072	23	146,836	263,4
4	36 T. GRADINGER	AUT	NRT	Yamaha YZF R6	1'45.239	0.559	0.404	17	146,273	266,7
5	21 R. KRUMMENACHER	SUI	BARDAHL Evan Bros. WorldSSP Team	Yamaha YZF R6	1'45.549	0.869	0.310	20	145,843	264,7
6	111 K. SMITH	GBR	CIA Landlord Insurance Honda	Honda CBR600RR	1'45.654	0.974	0.105	19	145,698	263,4
7	3 R. DE ROSA	ITA	MV Agusta Reparto Corse by Vamag	MV Agusta F3 675	1'45.668	0.988	0.014	22	145,679	257,1
8	11 S. CORTESE	GER	Kallio Racing	Yamaha YZF R6	1'45.810	1.130	0.142	20	145,483	264,7
9	81 L. STAPLEFORD	GBR	Profile Racing	Yamaha YZF R6	1'46.094	1.414	0.284	19	145,094	262,8
10	6 C. PEROLARI	FRA	GMT94 Yamaha	Yamaha YZF R6	1'46.388	1.708	0.294	21	144,693	260,2
11	38 H. SOOMER	EST	Racedays	Honda CBR600RR	1'46.463	1.783	0.075	18	144,591	261,5
12	98 H. BARBERA	ESP	Kawasaki Puccetti Racing	Kawasaki ZX-6R	1'46.669	1.989	0.206	19	144,312	269,3
13	86 A. BADOVINI	ITA	MV Agusta Reparto Corse by Vamag	MV Agusta F3 675	1'46.801	2.121	0.132	19	144,133	257,1
14	34 J. ITURRIOZ	ARG	Team GoEleven Kawasaki	Kawasaki ZX-6R	1'47.078	2.398	0.277	21	143,761	252,9
15	88 C. STANGE	GER	Team GoEleven Kawasaki	Kawasaki ZX-6R	1'47.143	2.463	0.065	21	143,673	256,5
16	84 L. CRESSON	BEL	Kallio Racing	Yamaha YZF R6	1'47.168	2.488	0.025	17	143,640	271,4
17	78 H. OKUBO	JPN	Kawasaki Puccetti Racing	Kawasaki ZX-6R	1'47.442	2.762	0.274	18	143,274	265,4
18	56 P. SEBESTYEN	HUN	CIA Landlord Insurance Honda	Honda CBR600RR	1'47.484	2.804	0.042	18	143,218	262,8
19	51 G. VAN STRAALLEN	NED	EAB antwest Racing	Kawasaki ZX-6R	1'47.653	2.973	0.169	19	142,993	264,7
20	49 S. HORNSEY	GBR	Profile Racing	Triumph Daytona 675	1'48.072	3.392	0.419	16	142,438	250,6
21	74 J. VAN SIKKELERUS	NED	GEMAR Team Lorini	Honda CBR600RR	1'48.510	3.830	0.438	15	141,863	253,5
22	10 N. CALERO	ESP	Orelac Racing VerdNatura	Kawasaki ZX-6R	1'50.186	5.506	1.676	17	139,706	257,8
23	12 A. MURLEY	GBR	GEMAR Team Lorini	Honda CBR600RR	1'50.187	5.507	0.001	16	139,704	250,6

Qualifying Lap Time (107% of 1'44.680): 1'52.009

AIR	Humidity:	34%	Temp:	24°C
TRACK	Condition:	Dry	Temp:	48°C

Start 12/10/2018 15:00 End 15:52 The results are provisional until the end of the time limit for protests and appeals and the completion of the technical checks.

These data/results cannot be reproduced, stored and/or transmitted in whole or in part by any manner of electronic, mechanical, photocopying, recording, broadcasting or otherwise now known or herein after developed without the previous express consent by the copyright owner, except for reproduction in daily press and regular printed publications on sale to the public within 60 days of the event related to those data/results and always provided that copyright symbol appears together as follows below.

© DORNA WSBK ORGANIZATION Srl 2018

MOTUL Argentinian Round, 12 - 14 October 2018

World Supersport - Results Free Practice 2nd Session

San Juan Villicum Circuit 4.276 m

2 / 2

Session Highlights

Local Time	No. Rider	Description
15.00.00		Start
15.00.07		WorldSSP Pit Intervention Time: 1min 43secs
15.12.39	16 J. CLUZEL	Current Lap Cancelled - Exceeded Track Limits - Turn 9
15.14.16	84 L. CRESSON	On the Gravel - Re-Joined - Turn 7
15.17.09	16 J. CLUZEL	Check Transponder Connection To Battery
15.24.43	144 L. MAHIAS	On Asphalt - Re-Joined - Turn 1
15.28.39	36 T. GRADINGER	On the Gravel - Re-Joined - Turn 6
15.31.59	98 H. BARBERA	On Asphalt - Re-Joined - Turn 8
15.34.26	3 R. DE ROSA	On Asphalt - Re-Joined - Turn 1
15.34.27	34 J. ITURRIOZ	On Asphalt - Re-Joined - Turn 1
15.40.30		WorldSBK FP3 will start at 16.20 approx
15.52.14		End Of Session

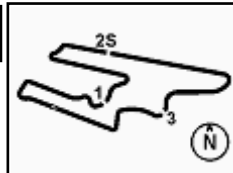
Fastest Laps Sequence

No.	Rider	Nat	Team	Bike	Local Time	Time	Gap	Avg
11	S. CORTESE	GER	Kallio Racing	Yamaha YZF R6	15:04'10.767	1'52.391		136,965
111	K. SMITH	GBR	CIA Landlord Insurance Honda	Honda CBR600RR	15:04'10.869	1'51.787	-0.604	137,705
21	R. KRUMMENACHER	SUI	BARDAHL Evan Bros. WorldSSP Team	Yamaha YZF R6	15:04'11.103	1'50.358	-1.429	139,488
64	F. CARICASULO	ITA	GRT Yamaha Official WorldSSP Team	Yamaha YZF R6	15:04'11.513	1'49.820	-0.538	140,171
6	C. PEROLARI	FRA	GMT94 Yamaha	Yamaha YZF R6	15:04'11.597	1'49.677	-0.143	140,354
144	L. MAHIAS	FRA	GRT Yamaha Official WorldSSP Team	Yamaha YZF R6	15:05'31.143	1'46.883	-2.794	144,023
16	J. CLUZEL	FRA	NRT	Yamaha YZF R6	15:07'29.973	1'46.510	-0.373	144,527
16	J. CLUZEL	FRA	NRT	Yamaha YZF R6	15:14'41.696	1'46.015	-0.495	145,202
144	L. MAHIAS	FRA	GRT Yamaha Official WorldSSP Team	Yamaha YZF R6	15:24'24.738	1'45.792	-0.223	145,508
64	F. CARICASULO	ITA	GRT Yamaha Official WorldSSP Team	Yamaha YZF R6	15:27'34.698	1'45.392	-0.400	146,060
16	J. CLUZEL	FRA	NRT	Yamaha YZF R6	15:34'28.785	1'45.101	-0.291	146,465
144	L. MAHIAS	FRA	GRT Yamaha Official WorldSSP Team	Yamaha YZF R6	15:39'05.790	1'44.809	-0.292	146,873
144	L. MAHIAS	FRA	GRT Yamaha Official WorldSSP Team	Yamaha YZF R6	15:49'13.119	1'44.680	-0.129	147,054

Start 12/10/2018 15:00 End 15:52 The results are provisional until the end of the time limit for protests and appeals and the completion of the technical checks.

These data/results cannot be reproduced, stored and/or transmitted in whole or in part by any manner of electronic, mechanical, photocopying, recording, broadcasting or otherwise now known or herein after developed without the previous express consent by the copyright owner, except for reproduction in daily press and regular printed publications on sale to the public within 60 days of the event related to those data/results and always provided that copyright symbol appears together as follows below.

© DORNA WSBK ORGANIZATION Srl 2018


MOTUL Argentinian Round, 12 - 14 October 2018
World Supersport - Best Sectors & Speed Free Practice 2nd Session

San Juan Villicum Circuit 4.276 m

BEST LAP		
1	144 L. MAHIAS	Yamaha YZF R6 1'44.680
2	16 J. CLUZEL	Yamaha YZF R6 1'44.763
3	64 F. CARICASULO	Yamaha YZF R6 1'44.835
4	36 T. GRADINGER	Yamaha YZF R6 1'45.239
5	21 R. KRUMMENACHER	Yamaha YZF R6 1'45.549
6	111 K. SMITH	Honda CBR600RR 1'45.654
7	3 R. DE ROSA	MV Agusta F3 675 1'45.668
8	11 S. CORTESE	Yamaha YZF R6 1'45.810
9	81 L. STAPLEFORD	Yamaha YZF R6 1'46.094
10	6 C. PEROLARI	Yamaha YZF R6 1'46.388
11	38 H. SOOMER	Honda CBR600RR 1'46.463
12	98 H. BARBERA	Kawasaki ZX-6R 1'46.669
13	86 A. BADOVINI	MV Agusta F3 675 1'46.801
14	34 J. ITURRIOZ	Kawasaki ZX-6R 1'47.078
15	88 C. STANGE	Kawasaki ZX-6R 1'47.143
16	84 L. CRESSON	Yamaha YZF R6 1'47.168
17	78 H. OKUBO	Kawasaki ZX-6R 1'47.442
18	56 P. SEBESTYEN	Honda CBR600RR 1'47.484
19	51 G. VAN STRAALEN	Kawasaki ZX-6R 1'47.653
20	49 S. HORNSEY	Triumph Daytona 675 1'48.072
21	74 J. VAN SIKKELERUS	Honda CBR600RR 1'48.510
22	10 N. CALERO	Kawasaki ZX-6R 1'50.186
23	12 A. MURLEY	Honda CBR600RR 1'50.187

SPEED		
1	84 L. CRESSON	Yamaha YZF R6 271,4
2	98 H. BARBERA	Kawasaki ZX-6R 269,3
3	36 T. GRADINGER	Yamaha YZF R6 266,7
4	16 J. CLUZEL	Yamaha YZF R6 266,7
5	78 H. OKUBO	Kawasaki ZX-6R 265,4
6	21 R. KRUMMENACHER	Yamaha YZF R6 264,7
7	11 S. CORTESE	Yamaha YZF R6 264,7
8	51 G. VAN STRAALEN	Kawasaki ZX-6R 264,7
9	144 L. MAHIAS	Yamaha YZF R6 264,1
10	111 K. SMITH	Honda CBR600RR 263,4
11	64 F. CARICASULO	Yamaha YZF R6 263,4
12	81 L. STAPLEFORD	Yamaha YZF R6 262,8
13	56 P. SEBESTYEN	Honda CBR600RR 262,8
14	38 H. SOOMER	Honda CBR600RR 261,5
15	6 C. PEROLARI	Yamaha YZF R6 260,2
16	10 N. CALERO	Kawasaki ZX-6R 257,8
17	3 R. DE ROSA	MV Agusta F3 675 257,1
18	86 A. BADOVINI	MV Agusta F3 675 257,1
19	88 C. STANGE	Kawasaki ZX-6R 256,5
20	74 J. VAN SIKKELERUS	Honda CBR600RR 253,5
21	34 J. ITURRIOZ	Kawasaki ZX-6R 252,9
22	49 S. HORNSEY	Triumph Daytona 675 250,6
23	12 A. MURLEY	Honda CBR600RR 250,6

SEG. 1		
1	144 L. MAHIAS	22.498
2	36 T. GRADINGER	22.702
3	64 F. CARICASULO	22.737
4	16 J. CLUZEL	22.749
5	3 R. DE ROSA	22.790
6	111 K. SMITH	22.858
7	38 H. SOOMER	22.945
8	6 C. PEROLARI	22.956
9	34 J. ITURRIOZ	22.959
10	81 L. STAPLEFORD	22.978
11	11 S. CORTESE	23.018
12	21 R. KRUMMENACHER	23.021
13	78 H. OKUBO	23.030
14	86 A. BADOVINI	23.035
15	88 C. STANGE	23.055
16	98 H. BARBERA	23.057
17	51 G. VAN STRAALEN	23.110
18	56 P. SEBESTYEN	23.171
19	84 L. CRESSON	23.182
20	49 S. HORNSEY	23.208
21	74 J. VAN SIKKELERUS	23.367
22	10 N. CALERO	23.620
23	12 A. MURLEY	23.673

SEG. 2		
1	16 J. CLUZEL	27.617
2	144 L. MAHIAS	27.701
3	64 F. CARICASULO	27.766
4	21 R. KRUMMENACHER	27.779
5	111 K. SMITH	27.810
6	11 S. CORTESE	27.814
7	84 L. CRESSON	27.837
8	81 L. STAPLEFORD	27.919
9	98 H. BARBERA	27.946
10	38 H. SOOMER	27.952
11	36 T. GRADINGER	27.953
12	6 C. PEROLARI	27.959
13	3 R. DE ROSA	28.074
14	78 H. OKUBO	28.182
15	34 J. ITURRIOZ	28.217
16	88 C. STANGE	28.227
17	51 G. VAN STRAALEN	28.235
18	56 P. SEBESTYEN	28.309
19	86 A. BADOVINI	28.315
20	49 S. HORNSEY	28.618
21	74 J. VAN SIKKELERUS	28.623
22	10 N. CALERO	28.774
23	12 A. MURLEY	28.997

SEG. 3		
1	144 L. MAHIAS	26.801
2	36 T. GRADINGER	26.877
3	16 J. CLUZEL	26.893
4	64 F. CARICASULO	26.968
5	21 R. KRUMMENACHER	26.977
6	3 R. DE ROSA	27.126
7	111 K. SMITH	27.233
8	11 S. CORTESE	27.239
9	38 H. SOOMER	27.295
10	86 A. BADOVINI	27.397
11	6 C. PEROLARI	27.409
12	98 H. BARBERA	27.518
13	84 L. CRESSON	27.519
14	81 L. STAPLEFORD	27.520
15	56 P. SEBESTYEN	27.560
16	88 C. STANGE	27.634
17	78 H. OKUBO	27.646
18	51 G. VAN STRAALEN	27.665
19	34 J. ITURRIOZ	27.789
20	49 S. HORNSEY	28.004
21	74 J. VAN SIKKELERUS	28.151
22	12 A. MURLEY	28.533
23	10 N. CALERO	28.578

SEG. 4		
1	64 F. CARICASULO	27.357
2	144 L. MAHIAS	27.412
3	16 J. CLUZEL	27.424
4	21 R. KRUMMENACHER	27.589
5	111 K. SMITH	27.608
6	11 S. CORTESE	27.635
7	81 L. STAPLEFORD	27.677
8	3 R. DE ROSA	27.678
9	36 T. GRADINGER	27.707
10	6 C. PEROLARI	27.794
11	98 H. BARBERA	27.858
12	86 A. BADOVINI	27.859
13	34 J. ITURRIOZ	27.919
14	51 G. VAN STRAALEN	28.066
15	49 S. HORNSEY	28.124
16	38 H. SOOMER	28.132
17	88 C. STANGE	28.141
18	56 P. SEBESTYEN	28.213
19	84 L. CRESSON	28.214
20	74 J. VAN SIKKELERUS	28.266
21	78 H. OKUBO	28.391
22	12 A. MURLEY	28.770
23	10 N. CALERO	29.015

12/10/2018

These data/results cannot be reproduced, stored and/or transmitted in whole or in part by any manner of electronic, mechanical, photocopying, recording, broadcasting or otherwise now known or herein after developed without the previous express consent by the copyright owner, except for reproduction in daily press and regular printed publications on sale to the public within 60 days of the event related to those data/results and always provided that copyright symbol appears together as follows below.

© DORNA WSBK ORGANIZATION Srl 2018

MOTUL Argentinian Round, 12 - 14 October 2018

World Supersport - Ideal Times Free Practice 2nd Session

San Juan Villicum Circuit 4.276 m

No.	Rider	Nat	Bike	Seg. 1	Seg. 2	Seg. 3	Seg. 4	Ideal Time		Diff.
				Diff. 1	Diff. 2	Diff. 3	Diff. 4	Best Lap	Pos.	
1	144 L. MAHIAS	FRA	Yamaha YZF R6	22.498	27.701	26.801 0.088	27.412 0.180	1'44.412	1	0.268
2	16 J. CLUZEL	FRA	Yamaha YZF R6	22.749 0.080	27.617	26.893	27.424	1'44.683 1'44.763	2	0.080
3	64 F. CARICASULO	ITA	Yamaha YZF R6	22.737	27.766 0.007	26.968	27.357	1'44.828	3	0.007
4	36 T. GRADINGER	AUT	Yamaha YZF R6	22.702	27.953	26.877	27.707	1'45.239 1'45.239	4	
5	21 R. KRUMMENACHER	SUI	Yamaha YZF R6	23.021	27.779 0.091	26.977	27.589 0.092	1'45.366	5	0.183
6	111 K. SMITH	GBR	Honda CBR600RR	22.858	27.810 0.145	27.233	27.608	1'45.509	6	0.145
7	3 R. DE ROSA	ITA	MV Agusta F3 675	22.790	28.074	27.126	27.678	1'45.668	7	
8	11 S. CORTESE	GER	Yamaha YZF R6	23.018 0.104	27.814	27.239	27.635	1'45.706	8	0.104
9	81 L. STAPLEFORD	GBR	Yamaha YZF R6	22.978	27.919	27.520	27.677	1'46.094	9	
10	6 C. PEROLARI	FRA	Yamaha YZF R6	22.956	27.959	27.409	27.794 0.270	1'46.118	10	0.270
11	38 H. SOOMER	EST	Honda CBR600RR	22.945 0.073	27.952 0.044	27.295	28.132 0.022	1'46.324	11	0.139
12	98 H. BARBERA	ESP	Kawasaki ZX-6R	23.057 0.203	27.946 0.087	27.518	27.858	1'46.379	12	0.290
13	86 A. BADOVINI	ITA	MV Agusta F3 675	23.035 0.109	28.315	27.397 0.086	27.859	1'46.606	13	0.195
14	84 L. CRESSON	BEL	Yamaha YZF R6	23.182 0.152	27.837 0.264	27.519	28.214	1'46.752	16	0.416
15	34 J. ITURRIOZ	ARG	Kawasaki ZX-6R	22.959 0.042	28.217 0.113	27.789 0.039	27.919	1'46.884	14	0.194
16	88 C. STANGE	GER	Kawasaki ZX-6R	23.055 0.086	28.227	27.634	28.141	1'47.057	15	0.086
17	51 G. VAN STRAALLEN	NED	Kawasaki ZX-6R	23.110 0.078	28.235 0.067	27.665 0.014	28.066 0.418	1'47.076	19	0.577
18	78 H. OKUBO	JPN	Kawasaki ZX-6R	23.030	28.182	27.646	28.391 0.193	1'47.249	17	0.193
19	56 P. SEBESTYEN	HUN	Honda CBR600RR	23.171 0.129	28.309	27.560 0.102	28.213	1'47.253	18	0.231
20	49 S. HORNSEY	GBR	Triumph Daytona 675	23.208 0.004	28.618	28.004 0.114	28.124	1'47.954	20	0.118
21	74 J. VAN SIKKELERUS	NED	Honda CBR600RR	23.367 0.103	28.623	28.151	28.266	1'48.407	21	0.103
22	12 A. MURLEY	GBR	Honda CBR600RR	23.673 0.123	28.997 0.091	28.533	28.770	1'49.973	23	0.214
23	10 N. CALERO	ESP	Kawasaki ZX-6R	23.620	28.774	28.578	29.015 0.199	1'49.987	22	0.199
Overall Ideal Time				22.498	27.617	26.801	27.357	1'44.273		

12/10/2018

These data/results cannot be reproduced, stored and/or transmitted in whole or in part by any manner of electronic, mechanical, photocopying, recording, broadcasting or otherwise now known or herein after developed without the previous express consent by the copyright owner, except for reproduction in daily press and regular printed publications on sale to the public within 60 days of the event related to those data/results and always provided that copyright symbol appears together as follows below.

© DORNA WSBK ORGANIZATION Srl 2018

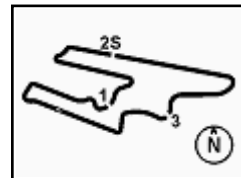
FICR PERUGIA TIMING



Official Tyre Supplier



Official Timekeeper



MOTUL Argentinian Round, 12 - 14 October 2018

World Supersport - Chronological Analysis Free Practice 2nd Session

San Juan Villicum Circuit 4.276 m

1 / 5

1° 144 L. MAHIAS (1'44.680)						
Lap	Seg.1	Seg.2	Seg.3	Seg.4	Lap Time	Local Time
1		29.953	28.101	28.078	252,9	15:03'44.260
2	23.219	28.437	27.327	27.900	1'46.883	261,5 15:05'31.143
3	23.331	28.308	27.417	28.309	1'47.365	262,8 15:07'18.508
4	25.918	29.311	28.554	41.605	2'05.388P	256,5 15:09'23.896
5	6'26.558	32.191	28.064	28.495	7'55.308P	255,9 15:17'19.204
6	22.993	28.521	27.493	27.671	1'46.678	259,6 15:19'05.882
7	22.941	28.097	27.228	27.986	1'46.252	263,4 15:20'52.134
8	23.174	28.251	27.521	27.866	1'46.812	264,1 15:22'38.946
9	22.807	27.917	27.275	27.793	1'45.792	262,8 15:24'24.738
10	33.053	28.918	28.111	41.444	2'11.526P	261,5 15:26'36.264
11	7'33.429	30.130	27.892	28.092	8'59.543P	252,9 15:35'35.807
12	22.643	27.976	27.135	27.420	1'45.174	257,8 15:37'20.981
13	22.684	27.912	26.801	27.412	1'44.809	259,6 15:39'05.790
14	23.503	29.866	27.868	41.184	2'02.421	261,5 15:41'08.211
15	26.221	29.047	28.311	41.480	2'05.059P	259,0 15:43'13.270
16	1'01.369	32.157	27.945	28.154	2'29.625P	252,9 15:45'42.895
17	22.888	27.828	27.263	27.565	1'45.544	264,1 15:47'28.439
18	22.498	27.701	26.889	27.592	1'44.680	262,8 15:49'13.119
19	22.581	28.035	26.900	27.478	1'44.994	258,4 15:50'58.113

19	22.904	27.839	27.219	27.406	1'45.368	260,2	15:42'22.687
20	22.737	27.773	26.968	27.357	1'44.835	262,1	15:44'07.522
21	22.810	27.766	27.191	27.444	1'45.211	262,1	15:45'52.733
22	23.393	27.931	33.974	31.091	1'56.389	262,1	15:47'49.122
23	22.904	28.085	27.692	27.932	1'46.613	253,5	15:49'35.735
24	39.826	31.381	28.877	51.616	2'31.700P	252,9	15:52'07.435

2° 16 J. CLUZEL (1'44.763)						
Lap	Seg.1	Seg.2	Seg.3	Seg.4	Lap Time	Local Time
1		29.504	28.385	28.211	259,6	15:03'56.447
2	23.187	28.089	27.689	28.051	1'47.016	264,7 15:05'43.463
3	23.138	27.995	27.531	27.846	1'46.510	266,0 15:07'29.973
4	24.730	30.968	28.002	28.645	1'52.345	263,4 15:09'22.310
5	23.597	28.085	27.253	28.007	1'46.942	266,0 15:11'09.268
6	22.949	27.909	27.783	27.780	1'46.421C	264,7 15:12'55.681
7	23.090	27.949	27.219	27.757	1'46.015	264,1 15:14'41.696
8	24.836	28.947	28.304	55.794	2'17.881P	262,1 15:16'59.577
9	8'58.843	29.192	28.129	28.000	10'24.164P	257,8 15:27'23.741
10	23.449	28.728	27.623	28.019	1'47.819	260,2 15:29'11.560
11	23.034	28.377	27.410	27.777	1'46.598	262,1 15:30'58.158
12	22.902	27.978	27.137	27.509	1'45.526	262,1 15:32'43.684
13	22.749	27.783	26.974	27.595	1'45.101	262,1 15:34'28.785
14	25.857	28.737	28.997	44.500	2'08.091P	260,9 15:36'36.876
15	4'58.346	29.985	28.465	28.375	6'25.171P	262,8 15:43'02.047
16	23.017	27.717	27.149	27.690	1'45.573	265,4 15:44'47.620
17	22.935	27.659	26.985	27.495	1'45.074	266,7 15:46'32.694
18	23.446	28.630	27.784	27.923	1'47.783	262,1 15:48'20.477
19	22.829	27.617	26.893	27.424	1'44.763	264,7 15:50'05.240

4° 36 T. GRADINGER (1'45.239)						
Lap	Seg.1	Seg.2	Seg.3	Seg.4	Lap Time	Local Time
1		29.426	28.501	28.539	264,1	15:03'57.071
2	23.204	28.230	27.890	28.229	1'47.553	265,4 15:05'44.624
3	23.133	28.190	27.676	27.922	1'46.921	266,0 15:07'31.545
4	24.352	28.814	27.627	28.183	1'48.976	264,7 15:09'20.521
5	23.247	28.335	32.676	42.551	2'06.809P	266,7 15:11'27.330
6	7'44.619	30.124	28.674	28.786	9'12.203P	259,0 15:20'39.533
7	23.449	28.458	27.603	28.177	1'47.687	264,1 15:22'27.220
8	23.184	28.168	27.348	27.965	1'46.665	265,4 15:24'13.885
9	22.900	28.123	27.582	27.851	1'46.456	264,7 15:26'00.341
10	22.858	27.959	27.348	27.792	1'45.957	261,5 15:27'46.298
11	37.883	32.544	28.097	42.126	2'20.650P	259,6 15:30'06.948
12	4'17.268	29.406	27.945	28.079	5'42.698P	260,2 15:35'49.646
13	23.025	28.256	27.510	27.824	1'46.615	260,9 15:37'36.261
14	23.120	28.249	27.357	40.939	1'59.665P	261,5 15:39'35.926
15	4'02.734	29.018	27.554	27.933	5'27.239P	262,8 15:45'03.165
16	22.702	27.953	26.877	27.707	1'45.239	264,7 15:46'48.404
17	22.901	28.076	27.032	27.803	1'45.812	264,1 15:48'34.216
18	23.935	28.501	27.388	28.039	1'47.863	262,1 15:50'22.079

3° 64 F. CARICASULO (1'44.835)						
Lap	Seg.1	Seg.2	Seg.3	Seg.4	Lap Time	Local Time
1		29.795	28.787	30.650	244,9	15:02'21.693
2	24.225	28.705	28.080	28.810	1'49.820	262,1 15:04'11.513
3	29.672	30.932	28.070	29.267	1'57.941	259,6 15:06'09.454
4	23.306	28.729	27.634	28.372	1'48.041	260,2 15:07'57.495
5	23.156	28.301	27.632	27.968	1'47.057	260,2 15:09'44.552
6	23.260	28.194	27.450	28.562	1'47.466	263,4 15:11'32.018
7	23.223	28.307	27.184	28.186	1'46.900	261,5 15:13'18.918
8	23.609	28.460	27.632	28.295	1'47.996	260,2 15:15'06.914
9	22.954	28.062	27.271	27.793	1'46.080	261,5 15:16'52.994
10	23.999	29.211	27.509	27.814	1'48.533	259,0 15:18'41.527
11	23.203	28.210	28.287	28.232	1'47.932	246,6 15:20'29.459
12	23.091	28.221	27.281	27.591	1'46.184	260,9 15:22'15.643
13	23.082	27.858	29.061	27.770	1'47.771	262,1 15:24'03.414
14	22.967	27.810	27.506	27.609	1'45.892	261,5 15:25'49.306
15	22.863	27.859	27.191	27.479	1'45.392	259,0 15:27'34.698
16	23.195	28.565	29.741	45.733	2'07.234P	257,8 15:29'41.932
17	7'44.653	28.773	27.913	28.124	9'09.463P	255,3 15:38'51.395
18	23.172	27.944	27.291	27.517	1'45.924	259,6 15:40'37.319

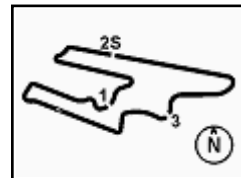
5° 21 R. KRUMMENACHER (1'45.549)						
Lap	Seg.1	Seg.2	Seg.3	Seg.4	Lap Time	Local Time
1		30.104	31.348	31.824	256,5	15:02'20.745
2	23.889	28.370	28.678	29.421	1'50.358	258,4 15:04'11.103
3	24.574	28.806	28.308	29.000	1'50.688	258,4 15:06'01.791
4	23.441	28.018	27.927	29.188	1'48.574	264,7 15:07'50.365
5	23.643	28.215	28.227	28.336	1'48.421	248,8 15:09'38.786
6	23.605	28.093	28.008	28.314	1'48.020	261,5 15:11'26.806
7	23.597	28.386	27.975	28.060	1'48.018	264,7 15:13'14.824
8	23.275	28.104	27.657	28.073	1'47.109	264,1 15:15'01.933
9	23.366	28.097	27.789	28.173	1'47.425	263,4 15:16'49.358
10	23.217	28.519	27.628	27.924	1'47.288	260,2 15:18'36.646
11	27.162	28.687	28.204	42.469	2'06.522P	262,1 15:20'43.168
12	6'37.604	31.539	30.719	28.549	8'08.411P	258,4 15:28'51.579
13	23.557	28.288	27.587	28.045	1'47.477	260,2 15:30'39.056
14	23.720	28.901	28.377	41.925	2'02.923P	256,5 15:32'41.979
15	3'42.560	29.106	28.925	32.681	5'13.272P	258,4 15:37'55.251
16	26.338	28.636	27.443	40.175	2'02.592P	259,6 15:39'57.843
17	2'58.807	28.948	27.836	28.972	4'24.563P	259,6 15:44'22.406
18	23.021	27.870	26.977	27.681	1'45.549	263,4 15:46'07.955
19	23.214	27.779	28.831	27.819	1'47.643	262,8 15:47'55.598
20	23.095	28.203	29.928	27.836	1'49.062	262,1 15:49'44.660
21	23.305	27.890	27.207	27.589	1'45.991	261,5 15:51'30.651

6° 111 K. SMITH (1'45.654)						
Lap	Seg.1	Seg.2	Seg.3	Seg.4	Lap Time	Local Time
1		30.143	30.087	30.367	249,4	15:02'19.082
2	24.171	28.972	29.263	29.381	1'51.787	251,7 15:04'10.869
3	24.170	28.597	27.872	28.333	1'48.972	255,3 15:05'59.841
4	23.306	28.375	28.434	29.737	1'49.852	255,9 15:07'49.693
5	23.139	28.325	27.709	28.313	1'47.486	255,3 15:09'37.179
6	24.431	28.797	27.964	28.331	1'49.523	257,1 15:11'26.702
7	23.004	28.320	27.801	28.101	1'47.226	256,5 15:13'13.928
8	23.080	28.364	27.944	28.059	1'47.447	255,9 15:15'01.375
9	23.539	28.547	28.110	43.926	2'04.122P	254,1 15:17'05.497
10	10'46.724	29.937	28.830	28.451	12'13.942P	249,4 15:29'19.439

12/10/2018 P = Pits In/Out - C = Lap Time Cancelled

These data/results cannot be reproduced, stored and/or transmitted in whole or in part by any manner of electronic, mechanical, photocopying, recording, broadcasting or otherwise now known or herein after developed without the previous express consent by the copyright owner, except for reproduction in daily press and regular printed publications on sale to the public within 60 days of the event related to those data/results and always provided that copyright symbol appears together as follows below.

© DORNA WSBK ORGANIZATION Srl 2018



MOTUL Argentinian Round, 12 - 14 October 2018

World Supersport - Chronological Analysis Free Practice 2nd Session

San Juan Villicum Circuit 4.276 m

2 / 5

11	23.156	28.534	27.999	28.290	1'47.979	251,7	15:31'07.418	2	24.055	28.596	30.000	28.915	1'51.566	261,5	15:04'22.011
12	23.003	28.447	27.642	28.076	1'47.168	252,3	15:32'54.586	3	23.687	28.579	28.470	28.732	1'49.468	257,1	15:06'11.479
13	23.213	28.263	27.496	27.746	1'46.718	253,5	15:34'41.304	4	23.447	28.525	28.294	28.325	1'48.591	259,0	15:08'00.070
14	22.905	28.380	27.661	43.546	2'02.492P	252,3	15:36'43.796	5	23.231	28.303	27.993	28.334	1'47.861	259,6	15:09'47.931
15	4'03.885	29.206	28.279	28.377	5'29.747P	255,3	15:42'13.543	6	23.619	28.640	28.370	28.541	1'49.170	260,2	15:11'37.101
16	22.986	27.958	27.715	27.707	1'46.366	259,6	15:43'59.909	7	23.487	28.852	28.420	28.451	1'49.210	260,2	15:13'26.311
17	23.209	28.061	27.442	27.815	1'46.527	259,0	15:45'46.436	8	24.842	30.495	28.780	28.431	1'52.548	255,3	15:15'18.859
18	22.953	27.810	27.686	27.741	1'46.190	263,4	15:47'32.626	9	23.757	28.595	28.300	28.502	1'49.154	256,5	15:17'08.013
19	22.979	28.319	27.388	27.728	1'46.414	257,8	15:49'19.040	10	23.337	28.312	28.116	28.230	1'47.995	258,4	15:18'56.008
20	22.858	27.955	27.233	27.608	1'45.654	252,3	15:51'04.694	11	23.486	28.258	27.971	28.386	1'48.101	259,6	15:20'44.109

7° 3 R. DE ROSA (1'45.668)

Lap	Seg.1	Seg.2	Seg.3	Seg.4	Lap Time	km/h	Local Time
1		30.517	29.369	29.069		248,8	15:02'55.072
2	24.038	29.217	30.213	29.481	1'52.949	257,1	15:04'48.021
3	23.949	28.578	28.105	28.416	1'49.048	256,5	15:06'37.069
4	23.550	28.535	27.771	28.431	1'48.287	254,7	15:08'25.356
5	25.419	29.941	29.703	42.076	2'07.139P	246,6	15:10'32.495
6	3'51.532	31.365	29.613	29.270	5'21.780P	251,2	15:15'54.275
7	23.589	28.446	28.126	28.538	1'48.699	253,5	15:17'42.974
8	23.500	28.657	27.720	28.303	1'48.180	253,5	15:19'31.154
9	23.420	28.275	27.550	28.293	1'47.538	255,3	15:21'18.692
10	23.408	28.219	27.645	28.191	1'47.463	255,3	15:23'06.155
11	23.162	28.157	27.538	28.241	1'47.098	255,9	15:24'53.253
12	23.263	28.159	27.546	28.255	1'47.223	254,7	15:26'40.476
13	23.599	28.425	27.836	28.453	1'48.313	252,9	15:28'28.789
14	23.290	28.280	27.607	28.053	1'47.230	252,3	15:30'16.019
15	23.225	28.224	27.493	27.959	1'46.901	253,5	15:32'02.920
16	23.301	28.266	27.492	27.826	1'46.885	252,3	15:33'49.805
17	28.723	29.765	34.556	29.241	2'02.285	247,7	15:35'52.090
18	23.011	28.215	27.216	27.799	1'46.241	254,1	15:37'38.331
19	22.922	28.147	27.273	27.826	1'46.168	254,1	15:39'24.499
20	26.339	30.466	30.078	42.157	2'09.040P	246,0	15:41'33.539
21	3'57.270	40.679	34.452	28.579	5'40.980P	132,7	15:47'14.519
22	23.120	28.100	27.362	27.771	1'46.353	253,5	15:49'00.872
23	22.790	28.074	27.126	27.678	1'45.668	253,5	15:50'46.540

8° 11 S. CORTESE (1'45.810)

Lap	Seg.1	Seg.2	Seg.3	Seg.4	Lap Time	km/h	Local Time
1		30.426	29.899	30.264		253,5	15:02'18.376
2	24.242	29.466	29.305	29.378	1'52.391	257,8	15:04'10.767
3	24.037	29.039	28.634	28.569	1'50.279	264,1	15:06'01.046
4	23.438	28.102	28.161	29.145	1'48.846	264,1	15:07'49.892
5	23.500	28.330	27.944	29.153	1'48.927	264,1	15:09'38.819
6	24.090	28.369	28.182	28.709	1'49.350	263,4	15:11'28.169
7	25.483	31.584	28.926	28.570	1'54.563	252,9	15:13'22.732
8	23.220	28.428	27.832	28.445	1'47.925	262,8	15:15'10.657
9	23.352	28.303	28.069	40.946	2'00.670P	261,5	15:17'11.327
10	11'23.164	29.527	29.299	28.757	12'50.747P	250,0	15:30'02.074
11	24.025	28.503	28.349	28.555	1'49.432	260,2	15:31'51.506
12	23.392	28.405	31.283	28.575	1'51.655	261,5	15:33'43.161
13	23.559	28.389	27.983	28.228	1'48.159	261,5	15:35'31.320
14	23.517	28.032	27.896	27.990	1'47.435	260,9	15:37'18.755
15	23.018	27.967	27.672	27.956	1'46.613	259,6	15:39'05.368
16	23.530	28.750	29.997	40.237	2'02.514	255,9	15:41'07.882
17	24.230	28.755	28.397	28.692	1'50.074	262,1	15:42'57.956
18	23.252	27.866	27.434	27.768	1'46.320	264,7	15:44'44.276
19	23.204	27.917	27.653	28.076	1'46.850	264,7	15:46'31.126
20	23.149	28.182	27.377	27.648	1'46.356	264,1	15:48'17.482
21	23.122	27.814	27.239	27.635	1'45.810	262,8	15:50'03.292

9° 81 L. STAPLEFORD (1'46.094)

Lap	Seg.1	Seg.2	Seg.3	Seg.4	Lap Time	km/h	Local Time
1		29.657	30.997	29.496		252,9	15:02'30.445

10° 6 C. PEROLARI (1'46.388)

Lap	Seg.1	Seg.2	Seg.3	Seg.4	Lap Time	km/h	Local Time
1		29.669	29.003	30.317		257,8	15:02'21.920
2	24.168	28.681	28.236	28.592	1'49.677	259,6	15:04'11.597
3	23.797	28.753	27.877	28.221	1'48.648	260,2	15:06'00.245
4	23.322	28.200	27.890	27.883	1'47.295	259,0	15:07'47.540
5	23.226	28.153	27.759	28.047	1'47.185	255,9	15:09'34.725
6	23.213	28.256	27.731	28.034	1'47.234	257,1	15:11'21.959
7	24.014	28.750	27.965	28.547	1'49.276	255,9	15:13'11.235
8	23.089	28.178	27.635	28.571	1'47.473	257,1	15:14'58.708
9	23.362	32.032	28.347	28.292	1'52.033	253,5	15:16'50.741
10	23.271	28.348	27.793	28.154	1'47.566	255,9	15:18'38.307
11	25.368	28.954	29.551	42.607	2'06.480P	257,1	15:20'44.787
12	6'45.858	29.018	28.242	28.307	8'11.425P	250,0	15:28'56.212
13	23.028	28.268	27.675	27.888	1'46.859	254,7	15:30'43.071
14	23.147	28.264	27.497	28.029	1'46.937	256,5	15:32'30.008
15	23.182	28.289	27.679	28.189	1'47.339	254,7	15:34'17.347
16	23.357	28.658	30.309	28.765	1'51.089	252,9	15:36'08.436
17	23.437	29.513	29.873	42.821	2'05.644P	252,9	15:38'14.080
18	4'13.706	29.176	27.912	28.444	5'39.238P	254,7	15:43'53.318
19	22.956	27.959	27.409	28.064	1'46.388	258,4	15:45'39.706
20	23.067	27.976	27.580	27.794	1'46.417	256,5	15:47'26.123
21	23.043	28.053	27.459	27.970	1'46.525	255,9	15:49'12.648
22	26.114	31.239	28.580	28.598	1'54.531	250,0	15:51'07.179

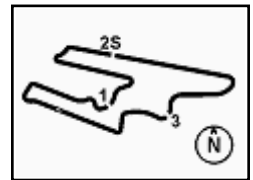
11° 38 H. SOOMER (1'46.463)

Lap	Seg.1	Seg.2	Seg.3	Seg.4	Lap Time	km/h	Local Time
1		30.425	30.521	32.462		251,7	15:02'21.674
2	24.029	29.028	28.780	29.456	1'51.293	260,9	15:04'12.967
3	23.702	28.713	28.441	28.928	1'49.784	261,5	15:06'02.751
4	23.250	28.716	28.194	28.484	1'48.644	260,2	15:07'51.395
5	23.137	28.342	27.928	28.578	1'47.985	261,5	15:09'39.380
6	24.724	28.889	28.238	28.648	1'50.499	260,2	15:11'29.879
7	23.455	28.471	27.889	29.524	1'49.339	259,0	15:13'19.218
8	23.655	28.574	28.217	41.556	2'02.002P	260,9	15:15'21.220
9	7'21.440	29.033	28.820	29.105	8'48.398P	256,5	15:24'09.618
10	23.614	28.620	27.944	28.516	1'48.694	258,4	15:25'58.312
11	22.949	28.355	27.593	28.275	1'47.172	255,9	15:27'45.484
12	22.965	28.150	27.699	28.328	1'47.142	255,3	15:29'32.626
13	22.945	30.091	28.625	40.439	2'02.100P	252,9	15:31'34.726
14	5'07.589	28.787	28.759	28.767	6'33.902P	254,1	15:38'08.628
15	23.295	28.489	27.785	28.132	1'47.701	255,9	15:39'56.329
16	29.765	28.517	28.457	41.329	2'08.068P	258,4	15:42'04.397
17	3'22.947	28.535	27.864	28.845	4'48.191P	257,8	15:46'52.588

12/10/2018 P = Pits In/Out - C = Lap Time Cancelled

These data/results cannot be reproduced, stored and/or transmitted in whole or in part by any manner of electronic, mechanical, photocopying, recording, broadcasting or otherwise now known or herein after developed without the previous express consent by the copyright owner, except for reproduction in daily press and regular printed publications on sale to the public within 60 days of the event related to those data/results and always provided that copyright symbol appears together as follows below.

© DORNA WSBK ORGANIZATION Srl 2018



MOTUL Argentinian Round, 12 - 14 October 2018

World Supersport - Chronological Analysis Free Practice 2nd Session

San Juan Villicum Circuit 4.276 m

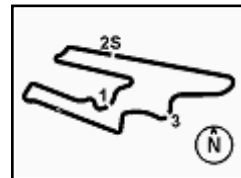
3 / 5

18	23.047	27.952	27.524	28.384	1'46.907	258,4	15:48'39.495	14	23.459	28.449	27.972	28.810	1'48.690	249,4	15:32'05.732
19	23.018	27.996	27.295	28.154	1'46.463	257,8	15:50'25.958	15	23.178	28.472	27.831	28.284	1'47.765	248,8	15:33'53.497
12° 98 H. BARBERA (1'46.669)								16	26.049	29.376	29.348	44.981	2'09.754P	247,1	15:36'03.251
Lap	Seg.1	Seg.2	Seg.3	Seg.4	Lap Time	km/h	Local Time	17	4'24.106	34.396	30.505	29.100	5'58.107P	216,9	15:42'01.358
1		30.296	29.999	30.472		254,7	15:02'18.783	18	23.110	28.493	29.216	31.536	1'52.355	250,6	15:43'53.713
2	24.207	29.584	29.056	29.413	1'52.260	259,0	15:04'11.043	19	23.185	28.246	27.909	28.275	1'47.615	252,9	15:45'41.328
3	24.256	28.967	28.430	28.615	1'50.268	255,3	15:06'01.311	20	22.959	28.217	28.870	28.039	1'48.085	251,7	15:47'29.413
4	23.459	28.123	28.090	29.116	1'48.788	264,1	15:07'50.099	21	23.130	28.344	27.976	28.143	1'47.593	251,7	15:49'17.006
5	23.741	28.294	28.156	28.300	1'48.491	264,7	15:09'38.590	22	23.207	28.402	27.789	28.120	1'47.518	248,3	15:51'04.524
6	24.205	28.222	27.889	28.195	1'48.511	265,4	15:11'27.101	15° 88 C. STANGE (1'47.143)							
7	23.468	28.252	28.531	28.508	1'48.759	269,3	15:13'15.860	Lap	Seg.1	Seg.2	Seg.3	Seg.4	Lap Time	km/h	Local Time
8	23.524	28.578	27.728	28.231	1'48.061	262,1	15:15'03.921	1		30.162	29.190	29.121		250,0	15:02'54.732
9	23.790	28.493	27.844	27.997	1'48.124	262,1	15:16'52.045	2	23.918	28.919	28.414	28.670	1'49.921	253,5	15:04'44.653
10	23.264	28.163	27.759	28.076	1'47.262	262,8	15:18'39.307	3	23.895	28.722	28.518	29.328	1'50.463	254,7	15:06'35.116
11	23.852	28.771	28.865	44.371	2'05.859P	259,0	15:20'45.166	4	23.800	28.762	28.499	28.966	1'50.057	251,7	15:08'25.173
12	6'46.229	29.005	28.902	28.450	8'12.586P	257,1	15:28'57.752	5	23.432	28.524	28.234	28.833	1'49.023	254,7	15:10'14.196
13	23.255	28.397	27.745	28.115	1'47.512	259,0	15:30'45.264	6	23.442	28.303	32.346	29.806	1'53.897	256,5	15:12'08.093
14	23.105	28.375	33.239	41.180	2'05.899P	260,2	15:32'51.163	7	23.439	28.458	28.195	28.742	1'48.834	253,5	15:13'56.927
15	3'33.797	29.423	29.031	32.304	5'04.555P	257,1	15:37'55.718	8	24.824	28.755	28.634	42.304	2'04.517P	254,1	15:16'01.444
16	25.390	29.233	28.076	41.315	2'04.014P	256,5	15:39'59.732	9	5'51.241	29.843	28.872	29.479	7'19.435P	252,3	15:23'20.879
17	3'09.269	33.220	31.959	30.670	4'45.118P	241,1	15:44'44.850	10	23.656	28.566	28.200	28.637	1'49.059	253,5	15:25'09.938
18	23.260	28.033	27.518	27.858	1'46.669	262,1	15:46'31.519	11	23.316	28.578	28.210	28.769	1'48.873	251,2	15:26'58.811
19	24.822	28.583	28.845	28.275	1'50.525	262,1	15:48'22.044	12	23.456	28.825	28.278	28.366	1'48.925	250,0	15:28'47.736
20	23.057	27.946	28.732	28.230	1'47.965	261,5	15:50'10.009	13	23.322	29.221	31.877	28.597	1'53.017	244,3	15:30'40.753
13° 86 A. BADOVINI (1'46.801)								14	23.509	28.551	28.585	42.440	2'03.085P	252,9	15:32'43.838
Lap	Seg.1	Seg.2	Seg.3	Seg.4	Lap Time	km/h	Local Time	15	3'51.367	29.825	29.377	29.164	5'19.733P	250,6	15:38'03.571
1		29.976	29.933	28.982		244,9	15:02'35.213	16	23.607	28.743	28.148	28.381	1'48.879	250,6	15:39'52.450
2	23.789	29.416	28.388	30.007	1'51.600	252,9	15:04'26.813	17	23.272	28.522	27.966	28.974	1'48.734	252,9	15:41'41.184
3	25.339	29.361	28.371	29.078	1'52.149	252,9	15:06'18.962	18	23.432	28.587	28.135	28.360	1'48.514	253,5	15:43'29.698
4	23.644	28.944	29.684	28.921	1'51.193	254,1	15:08'10.155	19	23.268	28.292	27.824	28.193	1'47.577	254,7	15:45'17.275
5	23.644	30.268	29.472	41.066	2'04.450P	241,6	15:10'14.605	20	23.275	28.483	27.941	28.148	1'47.847	251,7	15:47'05.122
6	5'29.374	30.931	29.915	29.172	6'59.392P	247,1	15:17'13.997	21	23.055	28.453	27.920	28.426	1'47.854	252,9	15:48'52.976
7	23.409	28.964	27.814	28.419	1'48.606	249,4	15:19'02.603	22	23.141	28.227	27.634	28.141	1'47.143	250,6	15:50'40.119
8	23.714	28.947	28.146	28.400	1'49.207	253,5	15:20'51.810	16° 84 L. CRESSON (1'47.168)							
9	23.367	28.527	28.010	28.072	1'47.976	257,1	15:22'39.786	Lap	Seg.1	Seg.2	Seg.3	Seg.4	Lap Time	km/h	Local Time
10	23.237	28.461	30.850	28.481	1'51.029	255,9	15:24'30.815	1		29.624	29.390	30.228		247,1	15:02'22.383
11	23.274	28.397	27.648	28.416	1'47.735	257,1	15:26'18.550	2	24.512	28.695	28.275	29.337	1'50.819	269,3	15:04'13.202
12	23.066	28.691	27.917	41.341	2'01.015P	250,0	15:28'19.565	3	23.756	28.428	28.680	29.347	1'50.211	265,4	15:06'03.413
13	8'28.810	31.025	29.918	28.957	9'58.710P	231,8	15:38'18.275	4	23.595	28.293	28.353	28.990	1'49.231	269,3	15:07'52.644
14	23.141	28.611	27.793	28.091	1'47.636	250,6	15:40'05.911	5	23.578	28.477	27.917	28.942	1'48.914	266,7	15:09'41.558
15	23.541	31.276	29.726	29.335	1'53.878	242,7	15:41'59.789	6	23.298	28.474	28.074	28.954	1'48.800	271,4	15:11'30.358
16	23.144	28.315	27.483	27.859	1'46.801	254,1	15:43'46.590	7	23.423	28.157	28.084	28.772	1'48.436	266,7	15:13'18.794
17	23.035	28.418	31.097	34.377	1'56.927	254,1	15:45'43.517	8	23.427	54.407	31.603	42.761	2'32.198P	228,3	15:15'50.992
18	23.617	28.347	27.397	29.299	1'48.660	255,9	15:47'32.177	9	9'38.540	33.023	28.833	29.533	11'09.929P	254,1	15:27'00.921
19	26.298	28.698	27.771	28.521	1'51.288	252,3	15:49'23.465	10	23.677	28.289	28.211	28.827	1'49.004	266,7	15:28'49.925
20	26.222	29.867	28.416	29.869	1'54.374	247,7	15:51'17.839	11	23.665	28.434	27.780	28.803	1'48.682	264,1	15:30'38.607
14° 34 J. ITURRIOZ (1'47.078)								12	23.317	28.581	27.808	28.422	1'48.128	263,4	15:32'26.735
Lap	Seg.1	Seg.2	Seg.3	Seg.4	Lap Time	km/h	Local Time	13	23.354	28.347	29.535	31.034	1'52.270	263,4	15:34'19.005
1		30.347	30.763	29.396		238,4	15:02'35.897	14	23.443	28.183	27.741	28.318	1'47.685	265,4	15:36'06.690
2	23.560	29.013	28.694	29.067	1'50.334	240,0	15:04'26.231	15	24.899	29.951	30.432	42.337	2'07.619P	255,9	15:38'14.309
3	23.793	28.834	28.738	28.615	1'49.980	250,6	15:06'16.211	16	6'46.852	36.882	29.993	28.812	8'22.539P	157,4	15:46'36.848
4	23.595	28.824	28.262	28.522	1'49.203	249,4	15:08'05.414	17	23.334	28.101	27.519	28.214	1'47.168	265,4	15:48'24.016
5	24.252	31.728	32.589	29.543	1'58.112	236,3	15:10'03.526	18	23.182	27.837	27.917	28.655	1'47.591	266,7	15:50'11.607
6	23.616	28.897	36.175	36.265	2'04.953	248,8	15:12'08.479	17° 78 H. OKUBO (1'47.442)							
7	23.636	28.492	28.237	28.488	1'48.853	252,3	15:13'57.332	Lap	Seg.1	Seg.2	Seg.3	Seg.4	Lap Time	km/h	Local Time
8	23.476	28.578	28.258	28.599	1'48.911	248,8	15:15'46.243	1		29.475	29.541	31.950		258,4	15:02'21.677
9	23.860	28.765	28.344	28.348	1'49.317	248,3	15:17'35.560	2	24.795	28.763	28.919	29.394	1'51.871	263,4	15:04'13.548
10	23.840	29.294	29.543	43.947	2'06.624P	246,6	15:19'42.184	3	23.972	28.531	28.626	29.069	1'50.198	265,4	15:06'03.746
11	5'12.112	35.293	33.185	36.632	6'57.222P	246,6	15:26'39.406	4	23.977	28.356	28.238	28.605	1'49.176	262,8	15:07'52.922
12	25.135	28.525	28.207	28.691	1'50.558	248,8	15:28'29.964	5	23.601	28.522	28.119	28.530	1'48.772	260,2	15:09'41.694
13	23.001	28.330	27.828	27.919	1'47.078	248,8	15:30'17.042	6	23.695	31.455	28.419	28.903	1'52.472	247,7	15:11'34.166

12/10/2018 P = Pits In/Out - C = Lap Time Cancelled

These data/results cannot be reproduced, stored and/or transmitted in whole or in part by any manner of electronic, mechanical, photocopying, recording, broadcasting or otherwise now known or herein after developed without the previous express consent by the copyright owner, except for reproduction in daily press and regular printed publications on sale to the public within 60 days of the event related to those data/results and always provided that copyright symbol appears together as follows below.

© DORNA WSBK ORGANIZATION Srl 2018



MOTUL Argentinian Round, 12 - 14 October 2018

World Supersport - Chronological Analysis Free Practice 2nd Session

San Juan Villicum Circuit 4.276 m

4 / 5

7	23.901	28.500	28.138	41.428	2'01.967P	264,1	15:13'36.133	4	23.690	29.258	28.490	28.748	1'50.186	246,0	15:08'36.504
8	6'15.405	32.652	29.034	28.879	7'45.970P	255,9	15:21'22.103	5	23.516	28.888	28.477	28.452	1'49.333	248,3	15:10'25.837
9	23.378	28.722	28.469	29.446	1'50.015	259,0	15:23'12.118	6	24.674	31.054	29.970	42.489	2'08.187P	243,8	15:12'38.024
10	28.749	29.998	31.876	43.700	2'14.323P	235,8	15:25'26.441	7	6'48.621	29.719	28.782	28.931	8'16.053P	244,9	15:20'50.077
11	5'15.205	29.585	31.918	33.019	6'49.727P	255,3	15:32'16.168	8	23.506	28.684	28.100	28.597	1'48.887	248,8	15:22'38.964
12	24.173	28.856	28.420	28.822	1'50.271	257,1	15:34'06.439	9	23.659	28.802	28.772	28.531	1'49.764	248,3	15:24'28.728
13	23.608	28.742	28.317	28.700	1'49.367	258,4	15:35'55.806	10	23.765	28.993	28.596	45.115	2'06.469P	247,7	15:26'35.197
14	29.542	29.191	28.634	43.687	2'11.054P	257,8	15:38'06.860	11	12'23.240	29.983	28.810	29.116	13'51.149P	243,8	15:40'26.346
15	4'27.444	29.642	28.989	28.619	5'54.694P	261,5	15:44'01.554	12	23.780	28.810	28.177	28.617	1'49.384	249,4	15:42'15.730
16	23.265	28.330	27.692	28.391	1'47.678	262,8	15:45'49.232	13	23.218	28.792	28.004	28.400	1'48.414	249,4	15:44'04.144
17	23.030	28.182	27.646	28.584	1'47.442	262,8	15:47'36.674	14	23.298	28.669	28.019	28.241	1'48.227	249,4	15:45'52.371
18	31.199	29.907	29.110	29.157	1'59.373	254,7	15:49'36.047	15	23.208	28.650	28.098	28.164	1'48.120	250,6	15:47'40.491
19	23.406	28.547	35.906	29.115	1'56.974	257,8	15:51'33.021	16	26.317	35.960	35.146	28.690	2'06.113		15:49'46.604
								17	23.212	28.618	28.118	28.124	1'48.072	246,0	15:51'34.676

18° 56 P. SEBESTYEN (1'47.484)

Lap	Seg.1	Seg.2	Seg.3	Seg.4	Lap Time	km/h	Local Time
1		30.150	30.125	32.456		257,1	15:02'21.838
2	24.852	29.082	28.871	29.581	1'52.386	262,8	15:04'14.224
3	24.044	28.686	28.406	28.768	1'49.904	260,9	15:06'04.128
4	23.871	28.563	28.327	28.702	1'49.463	260,2	15:07'53.591
5	23.562	28.707	27.995	28.660	1'48.924	258,4	15:09'42.515
6	23.636	28.909	28.054	29.022	1'49.621	260,2	15:11'32.136
7	23.568	28.566	28.265	28.623	1'49.022	260,2	15:13'21.158
8	23.411	30.590	28.160	28.568	1'50.729	258,4	15:15'11.887
9	23.466	28.911	28.283	43.111	2'03.771P	256,5	15:17'15.658
10	7'39.867	35.421	30.314	30.137	9'15.739P	251,7	15:26'31.397
11	23.640	29.129	28.362	28.909	1'50.040	252,3	15:28'21.437
12	23.640	28.915	28.170	28.607	1'49.332	252,3	15:30'10.769
13	23.646	28.999	28.377	42.837	2'03.859P	252,9	15:32'14.628
14	7'58.973	31.688	28.849	29.202	9'28.712P	255,3	15:41'43.340
15	23.486	28.835	27.869	28.675	1'48.865	256,5	15:43'32.205
16	23.171	28.338	27.853	28.354	1'47.716	257,8	15:45'19.921
17	23.309	28.362	27.699	28.375	1'47.745	257,8	15:47'07.666
18	23.300	28.309	27.662	28.213	1'47.484	257,1	15:48'55.150
19	23.245	28.354	27.560	28.411	1'47.570	255,9	15:50'42.720

21° 74 J. VAN SIKKELERUS (1'48.510)

Lap	Seg.1	Seg.2	Seg.3	Seg.4	Lap Time	km/h	Local Time
1		29.866	29.826	29.286		245,5	15:02'27.013
2	24.006	29.114	28.863	28.914	1'50.897	252,9	15:04'17.910
3	25.050	31.862	29.238	29.130	1'55.280	248,3	15:06'13.190
4	23.801	28.872	28.545	28.580	1'49.798	251,7	15:08'02.988
5	24.026	29.608	38.582	41.373	2'13.589P	239,5	15:10'16.577
6	10'59.590	29.132	29.055	28.758	12'26.535P	253,5	15:22'43.112
7	23.618	28.840	28.552	28.651	1'49.661	251,7	15:24'32.773
8	23.975	30.757	28.617	29.092	1'52.441	249,4	15:26'25.214
9	23.585	28.969	32.424	32.081	1'57.059	246,0	15:28'22.273
10	23.615	28.943	28.181	28.525	1'49.264	248,8	15:30'11.537
11	24.160	29.904	29.366	41.275	2'04.705P	244,3	15:32'16.242
12	9'19.149	30.468	28.738	28.695	10'47.050P	251,2	15:43'03.292
13	23.431	28.677	28.265	28.594	1'48.967	253,5	15:44'52.259
14	23.457	28.665	28.160	28.645	1'48.927	252,9	15:46'41.186
15	23.367	31.109	32.353	28.531	1'55.360	241,6	15:48'36.546
16	23.470	28.623	28.151	28.266	1'48.510	248,8	15:50'25.056

22° 10 N. CALERO (1'50.186)

Lap	Seg.1	Seg.2	Seg.3	Seg.4	Lap Time	km/h	Local Time
1		29.763	29.713	31.930		252,3	15:02'22.789
2	24.470	29.497	29.062	29.701	1'52.730	257,8	15:04'15.519
3	24.105	29.106	29.017	29.474	1'51.702	253,5	15:06'07.221
4	29.995	32.078	28.834	45.773	2'16.680P	252,9	15:08'23.901
5	10'46.006	30.725	30.407	29.459	12'16.597P	240,0	15:20'40.498
6	23.851	29.099	28.637	29.184	1'50.771	253,5	15:22'31.269
7	27.188	33.554	29.053	29.039	1'58.834	256,5	15:24'30.103
8	23.620	28.774	28.578	29.214	1'50.186	250,6	15:26'20.289
9	26.572	31.231	30.711	34.214	2'02.728	247,7	15:28'23.017
10	23.941	29.288	28.599	29.105	1'50.933	250,0	15:30'13.950
11	26.952	31.267	30.034	46.952	2'15.205P	251,2	15:32'29.155
12	5'44.221	39.608	32.247	31.917	7'27.993P	225,0	15:39'57.148
13	23.985	29.553	29.423	29.737	1'52.698	250,6	15:41'49.846
14	23.782	29.330	28.680	29.395	1'51.187	251,7	15:43'41.033
15	26.080	31.513	31.097	33.585	2'02.275	255,3	15:45'43.308
16	24.543	29.076	30.392	29.951	1'53.962	254,7	15:47'37.270
17	28.583	32.966	38.934	29.880	2'10.363	185,9	15:49'47.633
18	23.694	28.990	28.645	29.015	1'50.344	250,0	15:51'37.977

23° 12 A. MURLEY (1'50.187)

Lap	Seg.1	Seg.2	Seg.3	Seg.4	Lap Time	km/h	Local Time
1		31.103	31.665	30.617		241,1	15:02'44.656
2	24.904	29.603	29.151	29.551	1'53.209	250,6	15:04'37.865
3	24.274	29.592	28.967	29.312	1'52.145	247,1	15:06'30.010
4	23.849	29.596	28.847	28.989	1'51.281	246,0	15:08'21.291
5	23.892	29.185	28.911	29.353	1'51.341	248,3	15:10'12.632
6	23.714	29.108	28.718	29.392	1'50.932	248,3	15:12'03.564
7	24.844	32.001	30.666	43.436	2'10.947P	166,2	15:14'14.511

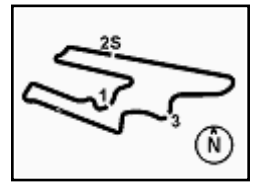
20° 49 S. HORNSEY (1'48.072)

Lap	Seg.1	Seg.2	Seg.3	Seg.4	Lap Time	km/h	Local Time
1		31.586	31.024	30.556		233,3	15:03'02.118
2	24.466	29.735	29.440	29.653	1'53.294	244,9	15:04'55.412
3	23.864	29.255	28.726	29.061	1'50.906	248,3	15:06'46.318

12/10/2018 P = Pits In/Out - C = Lap Time Cancelled

These data/results cannot be reproduced, stored and/or transmitted in whole or in part by any manner of electronic, mechanical, photocopying, recording, broadcasting or otherwise now known or herein after developed without the previous express consent by the copyright owner, except for reproduction in daily press and regular printed publications on sale to the public within 60 days of the event related to those data/results and always provided that copyright symbol appears together as follows below.

© DORNA WSBK ORGANIZATION Srl 2018



8	9'32.350	30.720	29.723	29.418	11'02.211P	243,8	15:25'16.722
9	28.680	29.608	29.634	30.170	1'58.092	243,2	15:27'14.814
10	24.041	29.340	28.918	29.164	1'51.463	243,8	15:29'06.277
11	23.673	29.198	28.658	28.925	1'50.454	244,3	15:30'56.731
12	23.796	29.088	28.533	28.770	1'50.187	247,1	15:32'46.918
13	25.588	30.713	32.267	42.621	2'11.189P	240,5	15:34'58.107
14	8'04.699	31.393	30.105	30.167	9'36.364P	240,5	15:44'34.471
15	24.297	29.396	32.872	29.399	1'55.964	246,6	15:46'30.435
16	24.570	29.292	28.678	29.091	1'51.631	247,7	15:48'22.066
17	23.830	28.997	28.589	28.956	1'50.372	247,7	15:50'12.438

12/10/2018 P = Pits In/Out - C = Lap Time Cancelled

These data/results cannot be reproduced, stored and/or transmitted in whole or in part by any manner of electronic, mechanical, photocopying, recording, broadcasting or otherwise now known or herein after developed without the previous express consent by the copyright owner, except for reproduction in daily press and regular printed publications on sale to the public within 60 days of the event related to those data/results and always provided that copyright symbol appears together as follows below.

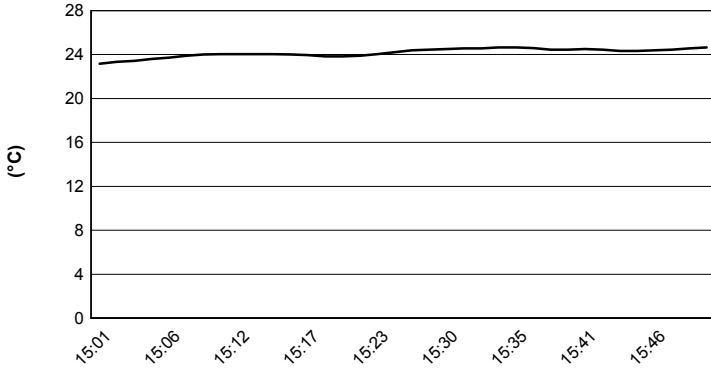
© DORNA WSBK ORGANIZATION Srl 2018



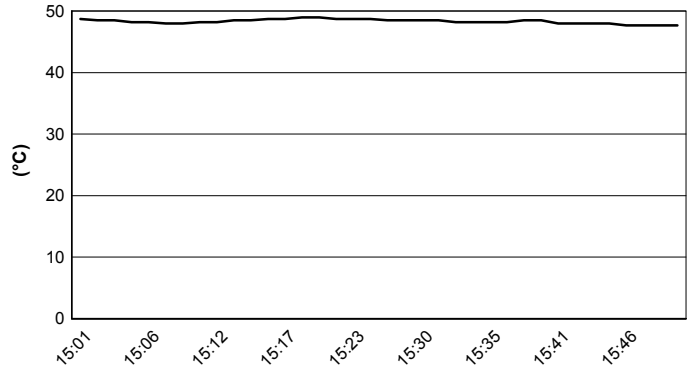
MOTUL Argentinian Round, 12 - 14 October 2018
World Supersport - Weather Report Free Practice 2nd Session
 Session started 15:00 - Session ended 15:52

San Juan Villicum Circuit 4.276 m

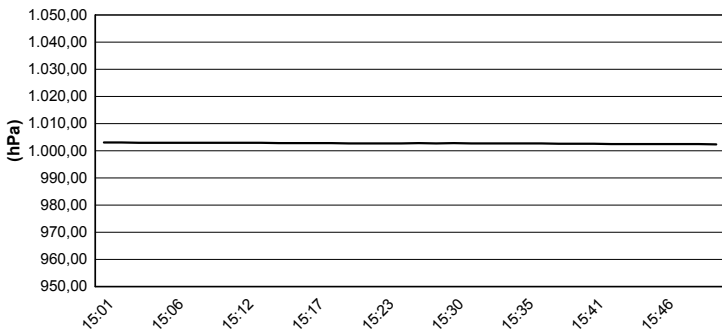
Air Temperature



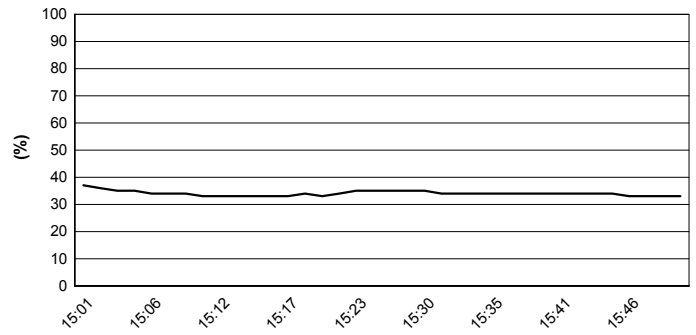
Track Temperature



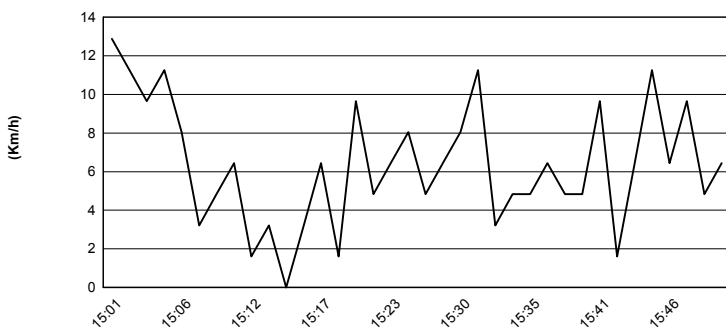
Air Pressure



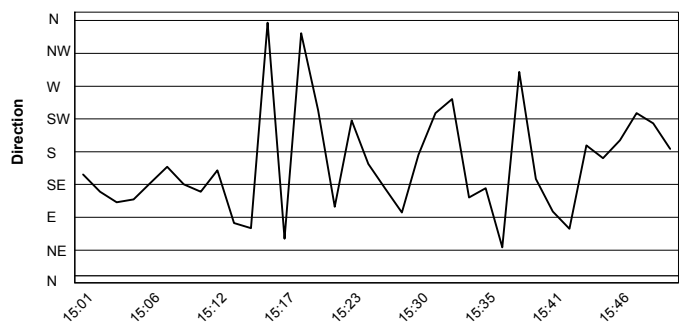
Humidity



Wind Speed



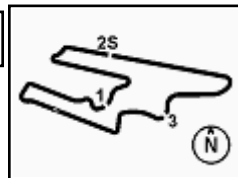
Wind Direction



12/10/2018

These data/results cannot be reproduced, stored and/or transmitted in whole or in part by any manner of electronic, mechanical, photocopying, recording, broadcasting or otherwise now known or herein after developed without the previous express consent by the copyright owner, except for reproduction in daily press and regular printed publications on sale to the public within 60 days of the event related to those data/results and always provided that copyright symbol appears together as follows below.

© DORNA WSBK ORGANIZATION Srl 2018



MOTUL Argentinian Round, 12 - 14 October 2018

World Supersport - Superpoles Entry List

Superpole 1

FPs Pos	No. Rider	Nat	Team	Bike	Time
11	38 H. SOOMER	EST	Racedays	Honda CBR600RR	1'46.463
12	98 H. BARBERA	ESP	Kawasaki Puccetti Racing	Kawasaki ZX-6R	1'46.669
13	86 A. BADOVINI	ITA	MV Agusta Reparto Corse by Vamag	MV Agusta F3 675	1'46.801
14	34 J. ITURRIOZ	ARG	Team GoEleven Kawasaki	Kawasaki ZX-6R	1'47.078
15	88 C. STANGE	GER	Team GoEleven Kawasaki	Kawasaki ZX-6R	1'47.143
16	84 L. CRESSON	BEL	Kallio Racing	Yamaha YZF R6	1'47.168
17	78 H. OKUBO	JPN	Kawasaki Puccetti Racing	Kawasaki ZX-6R	1'47.442
18	56 P. SEBESTYEN	HUN	CIA Landlord Insurance Honda	Honda CBR600RR	1'47.484
19	51 G. VAN STRAALEN	NED	EAB antwest Racing	Kawasaki ZX-6R	1'47.653
20	49 S. HORNSEY	GBR	Profile Racing	Triumph Daytona 675	1'48.072
21	74 J. VAN SIKKELERUS	NED	GEMAR Team Lorini	Honda CBR600RR	1'48.510
22	10 N. CALERO	ESP	Orelac Racing VerdNatura	Kawasaki ZX-6R	1'50.186
23	12 A. MURLEY	GBR	GEMAR Team Lorini	Honda CBR600RR	1'50.187

Superpole 2

FPs Pos	No. Rider	Nat	Team	Bike	Time
1	144 L. MAHIAS	FRA	GRT Yamaha Official WorldSSP Team	Yamaha YZF R6	1'44.680
2	16 J. CLUZEL	FRA	NRT	Yamaha YZF R6	1'44.763
3	64 F. CARICASULO	ITA	GRT Yamaha Official WorldSSP Team	Yamaha YZF R6	1'44.835
4	36 T. GRADINGER	AUT	NRT	Yamaha YZF R6	1'45.239
5	21 R. KRUMMENACHER	SUI	BARDAHL Evan Bros. WorldSSP Team	Yamaha YZF R6	1'45.549
6	111 K. SMITH	GBR	CIA Landlord Insurance Honda	Honda CBR600RR	1'45.654
7	3 R. DE ROSA	ITA	MV Agusta Reparto Corse by Vamag	MV Agusta F3 675	1'45.668
8	11 S. CORTESE	GER	Kallio Racing	Yamaha YZF R6	1'45.810
9	81 L. STAPLEFORD	GBR	Profile Racing	Yamaha YZF R6	1'46.094
10	6 C. PEROLARI	FRA	GMT94 Yamaha	Yamaha YZF R6	1'46.388
*					
*					

* These positions are assigned to the 1st and 2nd rider classified in Superpole 1

12/10/2018 1!

These data/results cannot be reproduced, stored and/or transmitted in whole or in part by any manner of electronic, mechanical, photocopying, recording, broadcasting or otherwise now known or herein after developed without the previous express consent by the copyright owner, except for reproduction in daily press and regular printed publications on sale to the public within 60 days of the event related to those data/results and always provided that copyright symbol appears together as follows below.

© DORNA WSBK ORGANIZATION Srl 2018

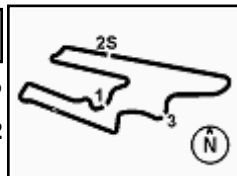
FIKR PERUGIA TIMING



Official Tyre Supplier



Official Timekeeper



MOTUL Argentinian Round, 12 - 14 October 2018

World Supersport - Best Laps & Speeds

San Juan Villicum Circuit 4.276 m

No.	Rider Bike	Nat	Best Lap		FP1		FP2												
			LL	SPD	LL	SPD	LL	SPD											
1	144 L. MAHIAS Yamaha YZF R6	FRA	1'44.680 37 264,0		1'46.673 19 263,4		1'44.680 18 264,0												
2	16 J. CLUZEL Yamaha YZF R6	FRA	1'44.763 34 268,6		1'46.531 16 268,6		1'44.763 18 266,6												
3	64 F. CARICASULO Yamaha YZF R6	ITA	1'44.835 44 263,4		1'47.419 21 262,1		1'44.835 23 263,4												
4	36 T. GRADINGER Yamaha YZF R6	AUT	1'45.239 34 266,6		1'47.961 17 266,6		1'45.239 17 266,6												
5	21 R. KRUMMENACHER Yamaha YZF R6	SUI	1'45.549 42 264,7		1'46.619 22 264,0		1'45.549 20 264,7												
6	111 K. SMITH Honda CBR600RR	GBR	1'45.654 38 263,4		1'47.690 19 258,3		1'45.654 19 263,4												
7	3 R. DE ROSA MV Agusta F3 675	ITA	1'45.668 35 257,1		1'48.430 13 256,5		1'45.668 22 257,1												
8	11 S. CORTESE Yamaha YZF R6	GER	1'45.810 28 264,7		1'50.714 8 262,7		1'45.810 20 264,7												
9	81 L. STAPLEFORD Yamaha YZF R6	GBR	1'46.094 41 262,7		1'48.814 22 262,1		1'46.094 19 262,7												
10	6 C. PEROLARI Yamaha YZF R6	FRA	1'46.388 41 260,2		1'47.681 20 257,1		1'46.388 21 260,2												
11	38 H. SOOMER Honda CBR600RR	EST	1'46.463 39 261,5		1'48.944 21 261,5		1'46.463 18 261,5												
12	98 H. BARBERA Kawasaki ZX-6R	ESP	1'46.669 39 269,3		1'47.507 20 265,3		1'46.669 19 269,3												
13	86 A. BADOVINI MV Agusta F3 675	ITA	1'46.801 38 257,1		1'49.197 19 254,1		1'46.801 19 257,1												
14	34 J. ITURRIOZ Kawasaki ZX-6R	ARG	1'47.078 41 252,9		1'48.967 20 250,5		1'47.078 21 252,9												
15	88 C. STANGE Kawasaki ZX-6R	GER	1'47.143 43 256,5		1'47.934 22 255,9		1'47.143 21 256,5												
16	84 L. CRESSON Yamaha YZF R6	BEL	1'47.168 38 271,3		1'49.152 21 270,0		1'47.168 17 271,3												
17	78 H. OKUBO Kawasaki ZX-6R	JPN	1'47.442 37 265,3		1'50.292 19 260,8		1'47.442 18 265,3												
18	56 P. SEBESTYEN Honda CBR600RR	HUN	1'47.484 37 262,7		1'49.007 19 260,2		1'47.484 18 262,7												
19	51 G. VAN STRAALEN Kawasaki ZX-6R	NED	1'47.653 36 264,7		1'49.491 17 258,9		1'47.653 19 264,7												
20	49 S. HORNSEY Triumph Daytona 675	GBR	1'48.072 32 251,1		1'49.521 16 251,1		1'48.072 16 250,5												
21	74 J. VAN SIKKELERUS Honda CBR600RR	NED	1'48.510 35 254,7		1'49.289 20 254,7		1'48.510 15 253,5												
22	10 N. CALERO Kawasaki ZX-6R	ESP	1'50.186 34 257,7		1'51.242 17 251,1		1'50.186 17 257,7												
23	12 A. MURLEY Honda CBR600RR	GBR	1'50.187 36 250,5		1'51.448 20 247,7		1'50.187 16 250,5												

12/10/2018

These data/results cannot be reproduced, stored and/or transmitted in whole or in part by any manner of electronic, mechanical, photocopying, recording, broadcasting or otherwise now known or herein after developed without the previous express consent by the copyright owner, except for reproduction in daily press and regular printed publications on sale to the public within 60 days of the event related to those data/results and always provided that copyright symbol appears together as follows below.

© DORNA WSBK ORGANIZATION Srl 2018

PIRELLI PERUGIA TIMING



Official Tyre Supplier



Official Timekeeper