

MOTUL Argentinian Round, 12 - 14 October 2018

World Supersport - Results Free Practice 3rd Session

San Juan Villicum Circuit 4.276 m

1 / 2

No.	Rider	Nat	Team	Bike	Time	Gap	Rel.	Laps	Speed	
									Avg	Max
1	16 J. CLUZEL	FRA	NRT	Yamaha YZF R6	1'43.204			9	149,157	266,0
2	144 L. MAHIAS	FRA	GRT Yamaha Official WorldSSP Team	Yamaha YZF R6	1'43.285	0.081	0.081	10	149,040	264,1
3	64 F. CARICASULO	ITA	GRT Yamaha Official WorldSSP Team	Yamaha YZF R6	1'43.779	0.575	0.494	10	148,331	262,8
4	11 S. CORTESE	GER	Kallio Racing	Yamaha YZF R6	1'43.858	0.654	0.079	10	148,218	268,7
5	21 R. KRUMMENACHER	SUI	BARDAHL Evan Bros. WorldSSP Team	Yamaha YZF R6	1'43.925	0.721	0.067	10	148,122	265,4
6	6 C. PEROLARI	FRA	GMT94 Yamaha	Yamaha YZF R6	1'44.017	0.813	0.092	9	147,991	264,1
7	36 T. GRADINGER	AUT	NRT	Yamaha YZF R6	1'44.036	0.832	0.019	10	147,964	269,3
8	3 R. DE ROSA	ITA	MV Agusta Reparto Corse by Vamag	MV Agusta F3 675	1'44.042	0.838	0.006	10	147,956	263,4
9	38 H. SOOMER	EST	Racedays	Honda CBR600RR	1'44.679	1.475	0.637	11	147,055	262,8
10	81 L. STAPLEFORD	GBR	Profile Racing	Yamaha YZF R6	1'44.709	1.505	0.030	10	147,013	262,8
11	88 C. STANGE	GER	Team GoEleven Kawasaki	Kawasaki ZX-6R	1'45.018	1.814	0.309	11	146,581	259,6
12	98 H. BARBERA	ESP	Kawasaki Puccetti Racing	Kawasaki ZX-6R	1'45.087	1.883	0.069	10	146,484	261,5
13	111 K. SMITH	GBR	CIA Landlord Insurance Honda	Honda CBR600RR	1'45.130	1.926	0.043	9	146,424	259,0
14	56 P. SEBESTYEN	HUN	CIA Landlord Insurance Honda	Honda CBR600RR	1'45.242	2.038	0.112	10	146,269	262,1
15	86 A. BADOVINI	ITA	MV Agusta Reparto Corse by Vamag	MV Agusta F3 675	1'45.286	2.082	0.044	8	146,207	257,8
16	84 L. CRESSON	BEL	Kallio Racing	Yamaha YZF R6	1'45.291	2.087	0.005	10	146,201	271,4
17	78 H. OKUBO	JPN	Kawasaki Puccetti Racing	Kawasaki ZX-6R	1'45.310	2.106	0.019	10	146,174	263,4
18	51 G. VAN STRAALEN	NED	EAB antwest Racing	Kawasaki ZX-6R	1'45.728	2.524	0.418	9	145,596	257,1
19	34 J. ITURRIOZ	ARG	Team GoEleven Kawasaki	Kawasaki ZX-6R	1'46.025	2.821	0.297	10	145,188	255,9
20	74 J. VAN SIKKELERUS	NED	GEMAR Team Lorini	Honda CBR600RR	1'46.049	2.845	0.024	9	145,156	256,5
21	49 S. HORNSEY	GBR	Profile Racing	Triumph Daytona 675	1'46.458	3.254	0.409	9	144,598	254,7
22	10 N. CALERO	ESP	Orelac Racing VerdNatura	Kawasaki ZX-6R	1'47.911	4.707	1.453	8	142,651	258,4
23	12 A. MURLEY	GBR	GEMAR Team Lorini	Honda CBR600RR	1'48.572	5.368	0.661	9	141,782	251,2

Qualifying Lap Time (107% of 1'43.204): 1'50.429

AIR	Humidity:	39%	Temp:	21°C
TRACK	Condition:	Dry	Temp:	35°C

13/10/2018 Start 11:20 End 11:42 The results are provisional until the end of the time limit for protests and appeals and the completion of the technical checks.

These data/results cannot be reproduced, stored and/or transmitted in whole or in part by any manner of electronic, mechanical, photocopying, recording, broadcasting or otherwise now known or herein after developed without the previous express consent by the copyright owner, except for reproduction in daily press and regular printed publications on sale to the public within 60 days of the event related to those data/results and always provided that copyright symbol appears together as follows below.

© DORNA WSBK ORGANIZATION Srl 2018

MOTUL Argentinian Round, 12 - 14 October 2018

World Supersport - Results Free Practice 3rd Session

San Juan Villicum Circuit 4.276 m

2 / 2

Session Highlights

Local Time	No. Rider	Description
11.10.16		START DELAYED
11.20.00		Start
11.20.03		WorldSSP Pit Intervention Time: 1min 43secs
11.23.47	86 A. BADOVINI	On the Gravel - Re-Joined - Turn 9
11.31.41	74 J. VAN SIKKELERUS	On Asphalt - Re-Joined - Turn 1
11.42.06		End Of Session

Fastest Laps Sequence

No.	Rider	Nat	Team	Bike	Local Time	Time	Gap	Avg
81	L. STAPLEFORD	GBR	Profile Racing	Yamaha YZF R6	11:24'03.461	1'48.841		141,432
111	K. SMITH	GBR	CIA Landlord Insurance Honda	Honda CBR600RR	11:24'03.873	1'47.405	-1.436	143,323
6	C. PEROLARI	FRA	GMT94 Yamaha	Yamaha YZF R6	11:24'07.251	1'46.711	-0.694	144,255
16	J. CLUZEL	FRA	NRT	Yamaha YZF R6	11:24'47.576	1'46.137	-0.574	145,035
144	L. MAHIAS	FRA	GRT Yamaha Official WorldSSP Team	Yamaha YZF R6	11:25'25.476	1'45.104	-1.033	146,461
144	L. MAHIAS	FRA	GRT Yamaha Official WorldSSP Team	Yamaha YZF R6	11:27'09.488	1'44.012	-1.092	147,998
144	L. MAHIAS	FRA	GRT Yamaha Official WorldSSP Team	Yamaha YZF R6	11:28'53.058	1'43.570	-0.442	148,630
144	L. MAHIAS	FRA	GRT Yamaha Official WorldSSP Team	Yamaha YZF R6	11:30'36.343	1'43.285	-0.285	149,040
16	J. CLUZEL	FRA	NRT	Yamaha YZF R6	11:40'26.547	1'43.204	-0.081	149,157

Start End The results are provisional until the end of the time limit for protests and appeals
 13/10/2018 11:20 11:42 and the completion of the technical checks.

These data/results cannot be reproduced, stored and/or transmitted in whole or in part by any manner of electronic, mechanical, photocopying, recording, broadcasting or otherwise now known or herein after developed without the previous express consent by the copyright owner, except for reproduction in daily press and regular printed publications on sale to the public within 60 days of the event related to those data/results and always provided that copyright symbol appears together as follows below.

© DORNA WSBK ORGANIZATION Srl 2018

MOTUL Argentinian Round, 12 - 14 October 2018

World Supersport - Best Sectors & Speed Free Practice 3rd Session

BEST LAP		
1	16 J. CLUZEL	Yamaha YZF R6 1'43.204
2	144 L. MAHIAS	Yamaha YZF R6 1'43.285
3	64 F. CARICASULO	Yamaha YZF R6 1'43.779
4	11 S. CORTESE	Yamaha YZF R6 1'43.858
5	21 R. KRUMMENACHER	Yamaha YZF R6 1'43.925
6	6 C. PEROLARI	Yamaha YZF R6 1'44.017
7	36 T. GRADINGER	Yamaha YZF R6 1'44.036
8	3 R. DE ROSA	MV Agusta F3 675 1'44.042
9	38 H. SOOMER	Honda CBR600RR 1'44.679
10	81 L. STAPLEFORD	Yamaha YZF R6 1'44.709
11	88 C. STANGE	Kawasaki ZX-6R 1'45.018
12	98 H. BARBERA	Kawasaki ZX-6R 1'45.087
13	111 K. SMITH	Honda CBR600RR 1'45.130
14	56 P. SEBESTYEN	Honda CBR600RR 1'45.242
15	86 A. BADOVINI	MV Agusta F3 675 1'45.286
16	84 L. CRESSON	Yamaha YZF R6 1'45.291
17	78 H. OKUBO	Kawasaki ZX-6R 1'45.310
18	51 G. VAN STRAALLEN	Kawasaki ZX-6R 1'45.728
19	34 J. ITURRIOZ	Kawasaki ZX-6R 1'46.025
20	74 J. VAN SIKKELERUS	Honda CBR600RR 1'46.049
21	49 S. HORNSEY	Triumph Daytona 675 1'46.458
22	10 N. CALERO	Kawasaki ZX-6R 1'47.911
23	12 A. MURLEY	Honda CBR600RR 1'48.572

SPEED		
1	84 L. CRESSON	Yamaha YZF R6 271,4
2	36 T. GRADINGER	Yamaha YZF R6 269,3
3	11 S. CORTESE	Yamaha YZF R6 268,7
4	16 J. CLUZEL	Yamaha YZF R6 266,0
5	21 R. KRUMMENACHER	Yamaha YZF R6 265,4
6	6 C. PEROLARI	Yamaha YZF R6 264,1
7	144 L. MAHIAS	Yamaha YZF R6 264,1
8	3 R. DE ROSA	MV Agusta F3 675 263,4
9	78 H. OKUBO	Kawasaki ZX-6R 263,4
10	64 F. CARICASULO	Yamaha YZF R6 262,8
11	38 H. SOOMER	Honda CBR600RR 262,8
12	81 L. STAPLEFORD	Yamaha YZF R6 262,8
13	56 P. SEBESTYEN	Honda CBR600RR 262,1
14	98 H. BARBERA	Kawasaki ZX-6R 261,5
15	88 C. STANGE	Kawasaki ZX-6R 259,6
16	111 K. SMITH	Honda CBR600RR 259,0
17	10 N. CALERO	Kawasaki ZX-6R 258,4
18	86 A. BADOVINI	MV Agusta F3 675 257,8
19	51 G. VAN STRAALLEN	Kawasaki ZX-6R 257,1
20	74 J. VAN SIKKELERUS	Honda CBR600RR 256,5
21	34 J. ITURRIOZ	Kawasaki ZX-6R 255,9
22	49 S. HORNSEY	Triumph Daytona 675 254,7
23	12 A. MURLEY	Honda CBR600RR 251,2

SEG. 1		
1	144 L. MAHIAS	22.212
2	64 F. CARICASULO	22.220
3	36 T. GRADINGER	22.280
4	16 J. CLUZEL	22.351
5	11 S. CORTESE	22.355
6	38 H. SOOMER	22.371
7	88 C. STANGE	22.409
8	3 R. DE ROSA	22.427
9	98 H. BARBERA	22.454
10	86 A. BADOVINI	22.497
11	21 R. KRUMMENACHER	22.501
12	6 C. PEROLARI	22.527
13	78 H. OKUBO	22.554
14	81 L. STAPLEFORD	22.574
15	111 K. SMITH	22.591
16	34 J. ITURRIOZ	22.646
17	56 P. SEBESTYEN	22.663
18	74 J. VAN SIKKELERUS	22.682
19	84 L. CRESSON	22.797
20	51 G. VAN STRAALLEN	22.890
21	49 S. HORNSEY	22.894
22	10 N. CALERO	23.095
23	12 A. MURLEY	23.205

SEG. 2		
1	11 S. CORTESE	27.363
2	16 J. CLUZEL	27.375
3	6 C. PEROLARI	27.419
4	21 R. KRUMMENACHER	27.433
5	64 F. CARICASULO	27.476
6	84 L. CRESSON	27.485
7	144 L. MAHIAS	27.488
8	98 H. BARBERA	27.516
9	36 T. GRADINGER	27.528
10	78 H. OKUBO	27.560
11	81 L. STAPLEFORD	27.563
12	3 R. DE ROSA	27.571
13	38 H. SOOMER	27.680
14	56 P. SEBESTYEN	27.757
15	51 G. VAN STRAALLEN	27.794
16	111 K. SMITH	27.812
17	88 C. STANGE	27.906
18	34 J. ITURRIOZ	28.009
19	49 S. HORNSEY	28.025
20	86 A. BADOVINI	28.082
21	74 J. VAN SIKKELERUS	28.224
22	10 N. CALERO	28.298
23	12 A. MURLEY	28.766

SEG. 3		
1	144 L. MAHIAS	26.415
2	16 J. CLUZEL	26.449
3	64 F. CARICASULO	26.462
4	3 R. DE ROSA	26.645
5	36 T. GRADINGER	26.700
6	11 S. CORTESE	26.730
7	6 C. PEROLARI	26.740
8	21 R. KRUMMENACHER	26.778
9	111 K. SMITH	26.972
10	78 H. OKUBO	26.982
11	81 L. STAPLEFORD	26.994
12	38 H. SOOMER	26.998
13	86 A. BADOVINI	27.047
14	56 P. SEBESTYEN	27.053
15	88 C. STANGE	27.093
16	84 L. CRESSON	27.113
17	98 H. BARBERA	27.296
18	34 J. ITURRIOZ	27.368
19	51 G. VAN STRAALLEN	27.403
20	74 J. VAN SIKKELERUS	27.539
21	49 S. HORNSEY	27.592
22	10 N. CALERO	27.913
23	12 A. MURLEY	28.174

SEG. 4		
1	16 J. CLUZEL	27.029
2	144 L. MAHIAS	27.045
3	64 F. CARICASULO	27.063
4	21 R. KRUMMENACHER	27.153
5	6 C. PEROLARI	27.232
6	11 S. CORTESE	27.266
7	3 R. DE ROSA	27.283
8	36 T. GRADINGER	27.305
9	111 K. SMITH	27.412
10	98 H. BARBERA	27.427
11	81 L. STAPLEFORD	27.467
12	51 G. VAN STRAALLEN	27.485
13	88 C. STANGE	27.534
14	74 J. VAN SIKKELERUS	27.537
15	56 P. SEBESTYEN	27.573
16	86 A. BADOVINI	27.583
17	38 H. SOOMER	27.608
18	78 H. OKUBO	27.691
19	84 L. CRESSON	27.725
20	34 J. ITURRIOZ	27.731
21	49 S. HORNSEY	27.778
22	10 N. CALERO	28.290
23	12 A. MURLEY	28.391

13/10/2018

These data/results cannot be reproduced, stored and/or transmitted in whole or in part by any manner of electronic, mechanical, photocopying, recording, broadcasting or otherwise now known or herein after developed without the previous express consent by the copyright owner, except for reproduction in daily press and regular printed publications on sale to the public within 60 days of the event related to those data/results and always provided that copyright symbol appears together as follows below.

© DORNA WSBK ORGANIZATION Srl 2018

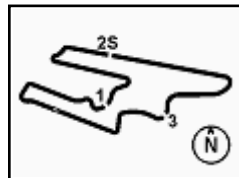
FICR PERUGIA TIMING



Official Tyre Supplier



Official Timekeeper



MOTUL Argentinian Round, 12 - 14 October 2018

World Supersport - Ideal Times Free Practice 3rd Session

San Juan Villicum Circuit 4.276 m

No.	Rider	Nat	Bike	Seg. 1	Seg. 2	Seg. 3	Seg. 4	Ideal Time		Diff.	
				Diff. 1	Diff. 2	Diff. 3	Diff. 4	Best Lap	Pos.		
1	144 L. MAHIAS	FRA	Yamaha YZF R6	22.212	27.488 0.067	26.415	27.045 0.058	1'43.160	1'43.285	2	0.125
2	16 J. CLUZEL	FRA	Yamaha YZF R6	22.351	27.375	26.449	27.029	1'43.204	1'43.204	1	
3	64 F. CARICASULO	ITA	Yamaha YZF R6	22.220 0.234	27.476 0.126	26.462	27.063 0.198	1'43.221	1'43.779	3	0.558
4	11 S. CORTESE	GER	Yamaha YZF R6	22.355	27.363	26.730 0.057	27.266 0.087	1'43.714	1'43.858	4	0.144
5	36 T. GRADINGER	AUT	Yamaha YZF R6	22.280	27.528	26.700 0.173	27.305 0.050	1'43.813	1'44.036	7	0.223
6	21 R. KRUMMENACHER	SUI	Yamaha YZF R6	22.501	27.433	26.778 0.038	27.153 0.022	1'43.865	1'43.925	5	0.060
7	6 C. PEROLARI	FRA	Yamaha YZF R6	22.527 0.038	27.419	26.740	27.232 0.061	1'43.918	1'44.017	6	0.099
8	3 R. DE ROSA	ITA	MV Agusta F3 675	22.427	27.571 0.063	26.645 0.043	27.283 0.010	1'43.926	1'44.042	8	0.116
9	81 L. STAPLEFORD	GBR	Yamaha YZF R6	22.574	27.563 0.032	26.994	27.467 0.079	1'44.598	1'44.709	10	0.111
10	38 H. SOOMER	EST	Honda CBR600RR	22.371	27.680 0.004	26.998	27.608 0.018	1'44.657	1'44.679	9	0.022
11	98 H. BARBERA	ESP	Kawasaki ZX-6R	22.454	27.516 0.119	27.296 0.127	27.427 0.148	1'44.693	1'45.087	12	0.394
12	78 H. OKUBO	JPN	Kawasaki ZX-6R	22.554 0.286	27.560 0.237	26.982	27.691	1'44.787	1'45.310	17	0.523
13	111 K. SMITH	GBR	Honda CBR600RR	22.591 0.132	27.812 0.147	26.972 0.064	27.412	1'44.787	1'45.130	13	0.343
14	88 C. STANGE	GER	Kawasaki ZX-6R	22.409 0.076	27.906	27.093	27.534	1'44.942	1'45.018	11	0.076
15	56 P. SEBESTYEN	HUN	Honda CBR600RR	22.663 0.006	27.757 0.087	27.053	27.573 0.103	1'45.046	1'45.242	14	0.196
16	84 L. CRESSON	BEL	Yamaha YZF R6	22.797	27.485 0.053	27.113 0.118	27.725	1'45.120	1'45.291	16	0.171
17	86 A. BADOVINI	ITA	MV Agusta F3 675	22.497	28.082 0.039	27.047	27.583 0.038	1'45.209	1'45.286	15	0.077
18	51 G. VAN STRAALEN	NED	Kawasaki ZX-6R	22.890 0.012	27.794 0.144	27.403	27.485	1'45.572	1'45.728	18	0.156
19	34 J. ITURRIOZ	ARG	Kawasaki ZX-6R	22.646 0.049	28.009 0.095	27.368 0.127	27.731	1'45.754	1'46.025	19	0.271
20	74 J. VAN SIKKELERUS	NED	Honda CBR600RR	22.682	28.224 0.067	27.539	27.537	1'45.982	1'46.049	20	0.067
21	49 S. HORNSEY	GBR	Triumph Daytona 675	22.894 0.169	28.025	27.592	27.778	1'46.289	1'46.458	21	0.169
22	10 N. CALERO	ESP	Kawasaki ZX-6R	23.095	28.298 0.204	27.913	28.290 0.111	1'47.596	1'47.911	22	0.315
23	12 A. MURLEY	GBR	Honda CBR600RR	23.205 0.036	28.766	28.174	28.391	1'48.536	1'48.572	23	0.036
Overall Ideal Time				22.212	27.363	26.415	27.029	1'43.019			

13/10/2018
These data/results cannot be reproduced, stored and/or transmitted in whole or in part by any manner of electronic, mechanical, photocopying, recording, broadcasting or otherwise now known or herein after developed without the previous express consent by the copyright owner, except for reproduction in daily press and regular printed publications on sale to the public within 60 days of the event related to those data/results and always provided that copyright symbol appears together as follows below.
© DORNA WSBK ORGANIZATION Srl 2018

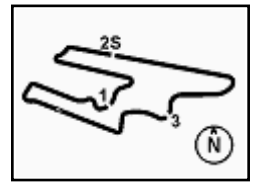
FICR PERUGIA TIMING



Official Tyre Supplier



Official Timekeeper



MOTUL Argentinian Round, 12 - 14 October 2018

World Supersport - Chronological Analysis Free Practice 3rd Session

San Juan Villicum Circuit 4.276 m

3 / 3

7	23.325	28.776	27.587	27.859	1'47.547	251,7	11:33'00.067
8	22.751	28.151	27.678	28.848	1'47.428	250,0	11:34'47.495
9	25.242	28.278	27.493	27.972	1'48.985	255,9	11:36'36.480
10	26.868	28.058	27.573	27.786	1'50.285	248,8	11:38'26.765
11	22.695	28.104	27.495	27.731	1'46.025	246,0	11:40'12.790

20° 74 J. VAN SIKKELERUS (1'46.049)							
Lap	Seg.1	Seg.2	Seg.3	Seg.4	Lap Time	km/h	Local Time
1		29.647	29.015	29.100		244,3	11:22'14.314
2	23.579	28.692	28.917	28.253	1'49.441	248,3	11:24'03.755
3	23.321	28.247	29.038	27.998	1'48.604	256,5	11:25'52.359
4	22.789	28.224	29.438	28.301	1'48.752	252,9	11:27'41.111
5	22.850	28.483	27.757	27.759	1'46.849	252,3	11:29'27.960
6	22.733	28.287	27.636	27.682	1'46.338	253,5	11:31'14.298
7	27.460	28.890	28.454	40.250	2'05.054P	248,3	11:33'19.352
8	1'55.728	29.103	29.078	28.046	3'21.955P	252,9	11:36'41.307
9	23.429	28.742	27.793	27.741	1'47.705	251,2	11:38'29.012
10	22.682	28.291	27.539	27.537	1'46.049	248,8	11:40'15.061

21° 49 S. HORNSEY (1'46.458)							
Lap	Seg.1	Seg.2	Seg.3	Seg.4	Lap Time	km/h	Local Time
1		30.003	29.669	28.929		243,2	11:22'16.433
2	23.619	28.627	28.220	28.152	1'48.618	250,0	11:24'05.051
3	23.185	28.668	27.958	28.019	1'47.830	250,0	11:25'52.881
4	23.485	28.684	28.025	28.601	1'48.795	252,3	11:27'41.676
5	23.201	28.204	27.699	27.947	1'47.051	253,5	11:29'28.727
6	23.320	28.234	27.646	27.923	1'47.123	252,3	11:31'15.850
7	22.894	28.088	27.597	28.683	1'47.262	251,2	11:33'03.112
8	23.098	28.112	27.864	28.267	1'47.341	252,3	11:34'50.453
9	23.063	28.025	27.592	27.778	1'46.458	254,7	11:36'36.911
10	30.477	29.361	28.764	41.893	2'10.495P	243,8	11:38'47.406

22° 10 N. CALERO (1'47.911)							
Lap	Seg.1	Seg.2	Seg.3	Seg.4	Lap Time	km/h	Local Time
1		29.546	30.777	29.402		251,7	11:22'18.688
2	23.591	28.417	29.146	28.748	1'49.902	252,9	11:24'08.590
3	23.550	28.818	28.206	28.290	1'48.864	244,3	11:25'57.454
4	23.156	28.298	28.066	28.605	1'48.125	258,4	11:27'45.579
5	26.526	33.608	33.848	42.852	2'16.834P	192,5	11:30'02.413
6	4'37.619	30.348	29.546	29.332	6'06.845P	244,3	11:36'09.258
7	23.691	28.650	28.182	28.675	1'49.198	255,9	11:37'58.456
8	23.095	28.502	27.913	28.401	1'47.911	250,6	11:39'46.367
9	27.015	36.861	31.411	31.132	2'06.419	183,1	11:41'52.786

23° 12 A. MURLEY (1'48.572)							
Lap	Seg.1	Seg.2	Seg.3	Seg.4	Lap Time	km/h	Local Time
1		31.166	29.676	30.166		236,8	11:22'25.315
2	24.159	29.349	28.956	29.097	1'51.561	242,7	11:24'16.876
3	23.406	28.801	28.639	28.844	1'49.690	244,9	11:26'06.566
4	23.237	28.829	28.578	28.473	1'49.117	251,2	11:27'55.683
5	23.226	28.986	28.377	28.555	1'49.144	246,6	11:29'44.827
6	23.244	28.792	31.874	43.249	2'07.159P	250,6	11:31'51.986
7	1'48.158	31.055	30.931	29.427	3'19.571P	242,7	11:35'11.557
8	23.313	28.856	28.739	28.623	1'49.531	247,7	11:37'01.088
9	23.205	28.837	28.324	28.623	1'48.989	244,9	11:38'50.077
10	23.241	28.766	28.174	28.391	1'48.572	245,5	11:40'38.649

13/10/2018 P = Pits In/Out - C = Lap Time Cancelled

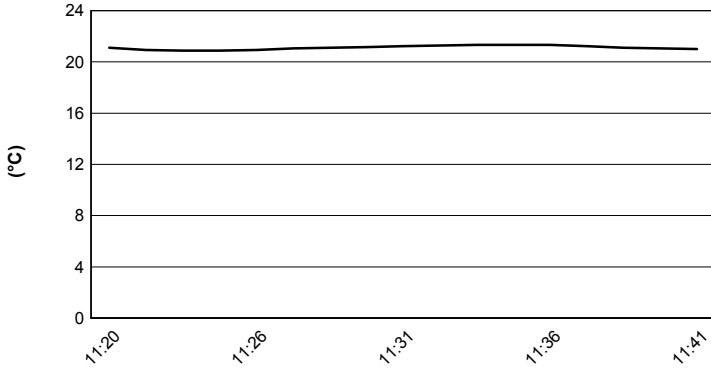
These data/results cannot be reproduced, stored and/or transmitted in whole or in part by any manner of electronic, mechanical, photocopying, recording, broadcasting or otherwise now known or herein after developed without the previous express consent by the copyright owner, except for reproduction in daily press and regular printed publications on sale to the public within 60 days of the event related to those data/results and always provided that copyright symbol appears together as follows below.

© DORNA WSBK ORGANIZATION Srl 2018

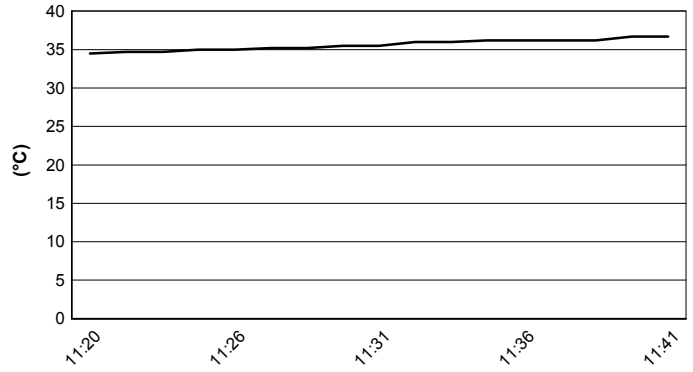
MOTUL Argentinian Round, 12 - 14 October 2018
World Supersport - Weather Report Free Practice 3rd Session
 Session started 11:20 - Session ended 11:42

San Juan Villicum Circuit 4.276 m

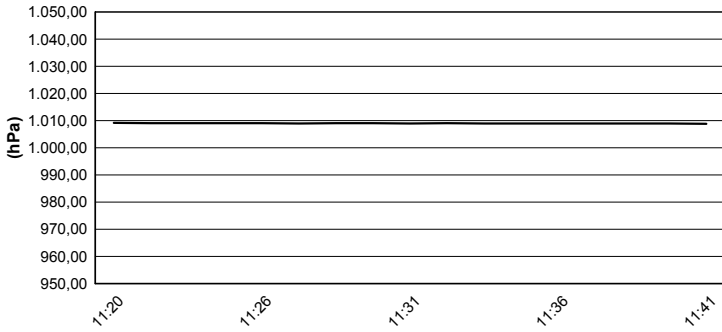
Air Temperature



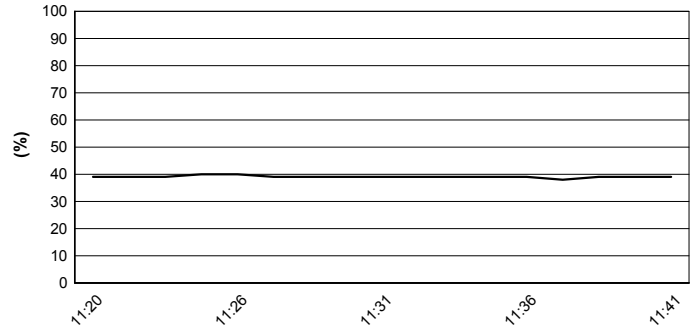
Track Temperature



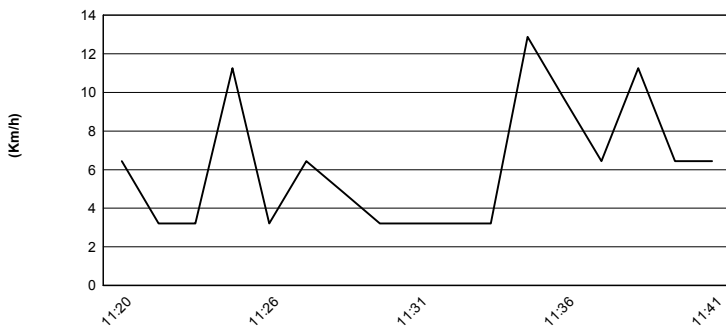
Air Pressure



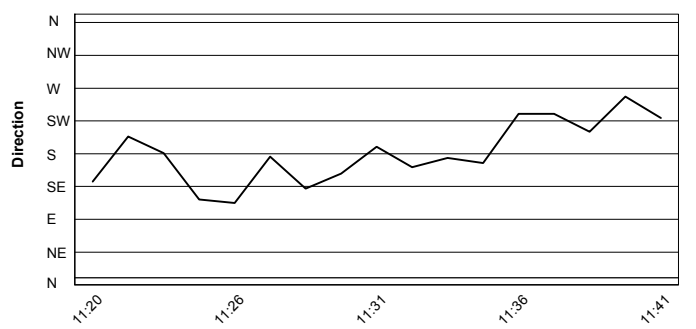
Humidity



Wind Speed



Wind Direction



13/10/2018

These data/results cannot be reproduced, stored and/or transmitted in whole or in part by any manner of electronic, mechanical, photocopying, recording, broadcasting or otherwise now known or herein after developed without the previous express consent by the copyright owner, except for reproduction in daily press and regular printed publications on sale to the public within 60 days of the event related to those data/results and always provided that copyright symbol appears together as follows below.

© DORNA WSBK ORGANIZATION Srl 2018