
**MOTUL Argentinian Round, 12 - 14 October 2018**
**World Supersport - Results Superpole 1**

No.	Rider	Nat	Team	Bike	Time	Gap	Rel.	Laps	Speed	
									Avg	Max
1*	38 H. SOOMER	EST	Racedays	Honda CBR600RR	<b>1'44.615</b>			6	147,145	<b>259,6</b>
2*	84 L. CRESSON	BEL	Kallio Racing	Yamaha YZF R6	<b>1'44.771</b>	0.156	0.156	8	146,926	<b>268,7</b>
3	86 A. BADOVINI	ITA	MV Agusta Reparto Corse by Vamag	MV Agusta F3 675	<b>1'44.802</b>	0.187	0.031	6	146,883	<b>257,1</b>
4	98 H. BARBERA	ESP	Kawasaki Puccetti Racing	Kawasaki ZX-6R	<b>1'44.816</b>	0.201	0.014	5	146,863	<b>266,7</b>
5	88 C. STANGE	GER	Team GoEleven Kawasaki	Kawasaki ZX-6R	<b>1'45.239</b>	0.624	0.423	7	146,273	<b>257,1</b>
6	78 H. OKUBO	JPN	Kawasaki Puccetti Racing	Kawasaki ZX-6R	<b>1'45.328</b>	0.713	0.089	5	146,149	<b>261,5</b>
7	56 P. SEBESTYEN	HUN	CIA Landlord Insurance Honda	Honda CBR600RR	<b>1'45.900</b>	1.285	0.572	6	145,360	<b>259,6</b>
8	74 J. VAN SIKKELERUS	NED	GEMAR Team Lorini	Honda CBR600RR	<b>1'46.274</b>	1.659	0.374	6	144,848	<b>253,5</b>
9	49 S. HORNSEY	GBR	Profile Racing	Triumph Daytona 675	<b>1'46.482</b>	1.867	0.208	8	144,565	<b>248,3</b>
10	34 J. ITURRIOZ	ARG	Team GoEleven Kawasaki	Kawasaki ZX-6R	<b>1'46.710</b>	2.095	0.228	3	144,256	<b>247,7</b>
11	10 N. CALERO	ESP	Orelac Racing VerdNatura	Kawasaki ZX-6R	<b>1'47.878</b>	3.263	1.168	6	142,695	<b>255,3</b>
12	12 A. MURLEY	GBR	GEMAR Team Lorini	Honda CBR600RR	<b>1'48.460</b>	3.845	0.582	7	141,929	<b>249,4</b>
13	51 G. VAN STRAALLEN	NED	EAB antwest Racing	Kawasaki ZX-6R				0		

\* Qualified to Superpole 2

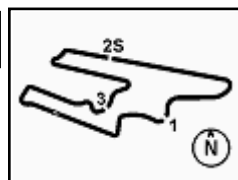
AIR	Humidity:	33%	Temp:	23°C
TRACK	Condition:	Dry	Temp:	45°C

13/10/2018      Start      End      The results are provisional until the end of the time limit for protests and appeals  
 14:30      14:46      and the completion of the technical checks.

These data/results cannot be reproduced, stored and/or transmitted in whole or in part by any manner of electronic, mechanical, photocopying, recording, broadcasting or otherwise now known or herein after developed without the previous express consent by the copyright owner, except for reproduction in daily press and regular printed publications on sale to the public within 60 days of the event related to those data/results and always provided that copyright symbol appears together as follows below.

© DORNA WSBK ORGANIZATION Srl 2018





## MOTUL Argentinian Round, 12 - 14 October 2018

### World Supersport - Results Superpole 1

#### Session Highlights

Local Time	No. Rider	Description
14.30.00		Start
14.33.00	<b>51 G. VAN STRAALEN</b>	Crashed - Turn 5
14.36.17	<b>78 H. OKUBO</b>	On Asphalt - Re-Joined - Turn 1
14.46.50		End Of Session

#### Fastest Laps Sequence

No.	Rider	Nat	Team	Bike	Local Time	Time	Gap	Avg
<b>49</b>	<b>S. HORNSEY</b>	GBR	Profile Racing	Triumph Daytona 675	14:34'08.252	<b>1'48.757</b>		141,541
<b>86</b>	<b>A. BADOVINI</b>	ITA	MV Agusta Reparto Corse by Vamag	MV Agusta F3 675	14:34'10.198	<b>1'47.104</b>	-1.653	143,726
<b>84</b>	<b>L. CRESSON</b>	BEL	Kallio Racing	Yamaha YZF R6	14:34'10.727	<b>1'46.479</b>	-0.625	144,569
<b>98</b>	<b>H. BARBERA</b>	ESP	Kawasaki Puccetti Racing	Kawasaki ZX-6R	14:34'10.862	<b>1'45.580</b>	-0.899	145,800
<b>38</b>	<b>H. SOOMER</b>	EST	Racedays	Honda CBR600RR	14:36'27.590	<b>1'45.562</b>	-0.018	145,825
<b>88</b>	<b>C. STANGE</b>	GER	Team GoEleven Kawasaki	Kawasaki ZX-6R	14:39'28.409	<b>1'45.239</b>	-0.323	146,273
<b>84</b>	<b>L. CRESSON</b>	BEL	Kallio Racing	Yamaha YZF R6	14:43'03.775	<b>1'45.097</b>	-0.142	146,470
<b>98</b>	<b>H. BARBERA</b>	ESP	Kawasaki Puccetti Racing	Kawasaki ZX-6R	14:43'45.124	<b>1'44.816</b>	-0.281	146,863
<b>38</b>	<b>H. SOOMER</b>	EST	Racedays	Honda CBR600RR	14:43'57.417	<b>1'44.615</b>	-0.201	147,145

Start 14:30 End 14:46 The results are provisional until the end of the time limit for protests and appeals and the completion of the technical checks.

These data/results cannot be reproduced, stored and/or transmitted in whole or in part by any manner of electronic, mechanical, photocopying, recording, broadcasting or otherwise now known or herein after developed without the previous express consent by the copyright owner, except for reproduction in daily press and regular printed publications on sale to the public within 60 days of the event related to those data/results and always provided that copyright symbol appears together as follows below.

© DORNA WSBK ORGANIZATION Srl 2018

**MOTUL Argentinian Round, 12 - 14 October 2018**  
**World Supersport - Best Sectors & Speed Superpole 1**

San Juan Villicum Circuit 4.276 m

BEST LAP			
1	38 H. SOOMER	Honda CBR600RR	1'44.615
2	84 L. CRESSON	Yamaha YZF R6	1'44.771
3	86 A. BADOVINI	MV Agusta F3 675	1'44.802
4	98 H. BARBERA	Kawasaki ZX-6R	1'44.816
5	88 C. STANGE	Kawasaki ZX-6R	1'45.239
6	78 H. OKUBO	Kawasaki ZX-6R	1'45.328
7	56 P. SEBESTYEN	Honda CBR600RR	1'45.900
8	74 J. VAN SIKKELERUS	Honda CBR600RR	1'46.274
9	49 S. HORNSEY	Triumph Daytona 675	1'46.482
10	34 J. ITURRIOZ	Kawasaki ZX-6R	1'46.710
11	10 N. CALERO	Kawasaki ZX-6R	1'47.878
12	12 A. MURLEY	Honda CBR600RR	1'48.460
13	51 G. VAN STRAALEN	Kawasaki ZX-6R	

SPEED			
1	84 L. CRESSON	Yamaha YZF R6	268,7
2	98 H. BARBERA	Kawasaki ZX-6R	266,7
3	78 H. OKUBO	Kawasaki ZX-6R	261,5
4	38 H. SOOMER	Honda CBR600RR	259,6
5	56 P. SEBESTYEN	Honda CBR600RR	259,6
6	86 A. BADOVINI	MV Agusta F3 675	257,1
7	88 C. STANGE	Kawasaki ZX-6R	257,1
8	10 N. CALERO	Kawasaki ZX-6R	255,3
9	74 J. VAN SIKKELERUS	Honda CBR600RR	253,5
10	12 A. MURLEY	Honda CBR600RR	249,4
11	49 S. HORNSEY	Triumph Daytona 675	248,3
12	34 J. ITURRIOZ	Kawasaki ZX-6R	247,7

SEG. 1		SEG. 2		SEG. 3		SEG. 4		
1	38 H. SOOMER	22.361	1	84 L. CRESSON	27.586	1	98 H. BARBERA	27.278
2	86 A. BADOVINI	22.444	2	38 H. SOOMER	27.665	2	86 A. BADOVINI	27.413
3	84 L. CRESSON	22.478	3	98 H. BARBERA	27.738	3	88 C. STANGE	27.433
4	88 C. STANGE	22.505	4	78 H. OKUBO	27.757	4	34 J. ITURRIOZ	27.518
5	98 H. BARBERA	22.536	5	88 C. STANGE	27.906	5	84 L. CRESSON	27.522
6	78 H. OKUBO	22.608	6	56 P. SEBESTYEN	27.983	6	38 H. SOOMER	27.539
7	74 J. VAN SIKKELERUS	22.767	7	86 A. BADOVINI	28.050	7	49 S. HORNSEY	27.724
8	56 P. SEBESTYEN	22.839	8	34 J. ITURRIOZ	28.231	8	74 J. VAN SIKKELERUS	27.731
9	51 G. VAN STRAALEN	22.854	9	74 J. VAN SIKKELERUS	28.369	9	78 H. OKUBO	27.764
10	34 J. ITURRIOZ	22.859	10	49 S. HORNSEY	28.383	10	56 P. SEBESTYEN	27.770
11	49 S. HORNSEY	22.968	11	10 N. CALERO	28.450	11	12 A. MURLEY	28.326
12	10 N. CALERO	23.217	12	12 A. MURLEY	28.767	12	10 N. CALERO	28.366
13	12 A. MURLEY	23.229	13	51 G. VAN STRAALEN	29.168	13	51 G. VAN STRAALEN	28.587

13/10/2018

These data/results cannot be reproduced, stored and/or transmitted in whole or in part by any manner of electronic, mechanical, photocopying, recording, broadcasting or otherwise now known or herein after developed without the previous express consent by the copyright owner, except for reproduction in daily press and regular printed publications on sale to the public within 60 days of the event related to those data/results and always provided that copyright symbol appears together as follows below.

© DORNA WSBK ORGANIZATION Srl 2018

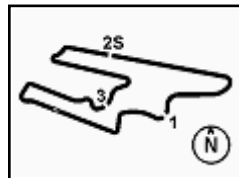
FICR PERUGIA TIMING



Official Tyre Supplier



Official Timekeeper



San Juan Villicum Circuit 4.276 m

**MOTUL Argentinian Round, 12 - 14 October 2018**
**World Supersport - Ideal Times Superpole 1**

No.	Rider	Nat	Bike	Seg. 1	Seg. 2	Seg. 3	Seg. 4	Ideal Time		Diff.	
				Diff. 1	Diff. 2	Diff. 3	Diff. 4	Best Lap	Pos.		
1	<b>38 H. SOOMER</b>	EST	Honda CBR600RR	<b>22.361</b>	27.665 0.042	26.898 0.068	27.539 0.042	<b>1'44.463</b>	1'44.615	2	0.152
2	<b>98 H. BARBERA</b>	ESP	Kawasaki ZX-6R	22.536 0.020	27.738	27.048	<b>27.278</b> 0.196	<b>1'44.600</b>	1'44.816	5	0.216
3	<b>84 L. CRESSON</b>	BEL	Yamaha YZF R6	22.478	<b>27.586</b> 0.050	27.135	27.522	<b>1'44.721</b>	1'44.771	3	0.050
4	<b>86 A. BADOVINI</b>	ITA	MV Agusta F3 675	22.444	28.050	<b>26.895</b>	27.413	<b>1'44.802</b>	1'44.802	4	
5	<b>88 C. STANGE</b>	GER	Kawasaki ZX-6R	22.505 0.185	27.906	27.054	27.433 0.156	<b>1'44.898</b>	1'45.239	6	0.341
6	<b>78 H. OKUBO</b>	JPN	Kawasaki ZX-6R	22.608	27.757	27.199	27.764	<b>1'45.328</b>	1'45.328	7	
7	<b>56 P. SEBESTYEN</b>	HUN	Honda CBR600RR	22.839 0.007	27.983	27.122 0.008	27.770 0.171	<b>1'45.714</b>	1'45.900	8	0.186
8	<b>74 J. VAN SIKKELERUS</b>	NED	Honda CBR600RR	22.767	28.369 0.003	27.404	27.731	<b>1'46.271</b>	1'46.274	9	0.003
9	<b>34 J. ITURRIOZ</b>	ARG	Kawasaki ZX-6R	22.859	28.231	27.711	27.518 0.391	<b>1'46.319</b>	1'46.710	11	0.391
10	<b>49 S. HORNSEY</b>	GBR	Triumph Daytona 675	22.968 0.008	28.383 0.037	27.354	27.724 0.008	<b>1'46.429</b>	1'46.482	10	0.053
11	<b>10 N. CALERO</b>	ESP	Kawasaki ZX-6R	23.217	28.450	27.845	28.366	<b>1'47.878</b>	1'47.878	12	
12	<b>12 A. MURLEY</b>	GBR	Honda CBR600RR	23.229	28.767 0.035	28.008 0.095	28.326	<b>1'48.330</b>	1'48.460	13	0.130
<b>Overall Ideal Time</b>				22.361	27.586	26.895	27.278	<b>1'44.120</b>			

13/10/2018

These data/results cannot be reproduced, stored and/or transmitted in whole or in part by any manner of electronic, mechanical, photocopying, recording, broadcasting or otherwise now known or herein after developed without the previous express consent by the copyright owner, except for reproduction in daily press and regular printed publications on sale to the public within 60 days of the event related to those data/results and always provided that copyright symbol appears together as follows below.

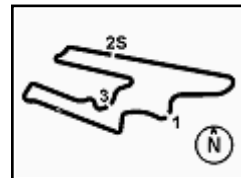
© DORNA WSBK ORGANIZATION Srl 2018

**PIRELLI PERUGIA TIMING**


Official Tyre Supplier



Official Timekeeper



## MOTUL Argentinian Round, 12 - 14 October 2018

### World Supersport - Chronological Analysis Superpole 1

San Juan Villicum Circuit 4.276 m

1° 38 H. SOOMER (1'44.615)							
Lap	Seg.1	Seg.2	Seg.3	Seg.4	Lap Time	km/h	Local Time
1		29.066	27.623	27.638		255,3	14:32'56.099
2	22.770	28.236	27.302	27.621	1'45.929	<b>259,6</b>	14:34'42.028
3	22.741	27.897	27.289	27.635	1'45.562	258,4	14:36'27.590
4	22.914	28.284	28.022	39.216	1'58.436P	256,5	14:38'26.026
5	2'23.039	29.048	27.150	<b>27.539</b>	3'46.776P	255,3	14:42'12.802
6	<b>22.361</b>	27.707	26.966	27.581	<b>1'44.615</b>	257,1	14:43'57.417
7	22.454	<b>27.665</b>	<b>26.898</b>	28.090	1'45.107	259,0	14:45'42.524

2° 84 L. CRESSON (1'44.771)							
Lap	Seg.1	Seg.2	Seg.3	Seg.4	Lap Time	km/h	Local Time
1		29.829	27.879	28.758		266,0	14:32'24.248
2	22.874	27.985	27.582	28.038	1'46.479	<b>268,7</b>	14:34'10.727
3	22.911	28.109	27.347	27.695	1'46.062	265,4	14:35'56.789
4	22.686	27.777	27.323	27.955	1'45.741	262,1	14:37'42.530
5	22.594	27.952	27.418	27.753	1'45.717	264,7	14:39'28.247
6	25.743	28.312	28.209	28.167	1'50.431	252,3	14:41'18.678
7	22.650	<b>27.586</b>	27.245	27.616	1'45.097	266,7	14:43'03.775
8	22.999	27.658	30.629	28.805	1'50.091	262,8	14:44'53.866
9	<b>22.478</b>	27.636	<b>27.135</b>	<b>27.522</b>	<b>1'44.771</b>	265,4	14:46'38.637

3° 86 A. BADOVINI (1'44.802)							
Lap	Seg.1	Seg.2	Seg.3	Seg.4	Lap Time	km/h	Local Time
1		29.798	27.905	27.912		253,5	14:32'23.094
2	23.076	28.566	27.497	27.965	1'47.104	256,5	14:34'10.198
3	23.091	28.619	28.222	27.649	1'47.581	<b>257,1</b>	14:35'57.779
4	23.275	28.328	27.070	39.535	1'58.208P	252,3	14:37'55.987
5	2'37.762	28.653	27.160	27.614	4'01.189P	252,3	14:41'57.176
6	22.635	28.105	31.041	27.627	1'49.408	251,2	14:43'46.584
7	<b>22.444</b>	<b>28.050</b>	<b>26.895</b>	<b>27.413</b>	<b>1'44.802</b>	251,2	14:45'31.386

4° 98 H. BARBERA (1'44.816)							
Lap	Seg.1	Seg.2	Seg.3	Seg.4	Lap Time	km/h	Local Time
1		29.499	28.090	28.916		261,5	14:32'25.282
2	22.778	27.772	27.222	27.808	1'45.580	<b>266,7</b>	14:34'10.862
3	23.074	28.181	28.466	41.859	2'01.570P	259,0	14:36'12.432
4	4'25.031	28.349	27.218	<b>27.278</b>	5'47.876P	260,9	14:42'00.308
5	22.556	<b>27.738</b>	<b>27.048</b>	27.474	<b>1'44.816</b>	260,2	14:43'45.124
6	<b>22.536</b>	31.953	28.462	28.288	1'51.239	257,1	14:45'36.363

5° 88 C. STANGE (1'45.239)							
Lap	Seg.1	Seg.2	Seg.3	Seg.4	Lap Time	km/h	Local Time
1		30.330	27.835	27.972		251,2	14:32'22.698
2	23.702	28.364	27.729	28.007	1'47.802	<b>257,1</b>	14:34'10.500
3	22.916	28.377	27.715	<b>27.433</b>	1'46.441	253,5	14:35'56.941
4	23.201	28.111	27.304	27.613	1'46.229	251,2	14:37'43.170
5	22.690	<b>27.906</b>	<b>27.054</b>	27.589	<b>1'45.239</b>	254,7	14:39'28.409
6	<b>22.505</b>	28.142	27.079	27.714	1'45.440	254,7	14:41'13.849
7	22.614	28.170	27.103	27.680	1'45.567	253,5	14:42'59.416
8	24.415	33.038	27.536	42.579	2'07.568P	249,4	14:45'06.984

6° 78 H. OKUBO (1'45.328)							
Lap	Seg.1	Seg.2	Seg.3	Seg.4	Lap Time	km/h	Local Time
1		29.864	28.925	28.734		255,9	14:32'26.009
2	23.046	28.191	27.446	28.065	1'46.748	260,9	14:34'12.757
3	22.744	27.949	27.453	28.382	1'46.528	<b>261,5</b>	14:35'59.285
4	27.311	28.762	28.182	40.218	2'04.473P	257,8	14:38'03.758
5	4'22.551	28.321	27.405	27.892	5'46.169P	257,1	14:43'49.927
6	<b>22.608</b>	<b>27.757</b>	<b>27.199</b>	<b>27.764</b>	<b>1'45.328</b>	257,1	14:45'35.255

7° 56 P. SEBESTYEN (1'45.900)							
Lap	Seg.1	Seg.2	Seg.3	Seg.4	Lap Time	km/h	Local Time
1							

8° 74 J. VAN SIKKELERUS (1'46.274)							
Lap	Seg.1	Seg.2	Seg.3	Seg.4	Lap Time	km/h	Local Time
1		29.984	29.610	28.902		238,4	14:32'20.644
2	23.448	28.959	32.964	28.132	1'53.503	249,4	14:34'14.147
3	23.060	<b>28.369</b>	27.756	27.842	1'47.027	251,7	14:36'01.174
4	23.099	28.942	28.466	40.278	2'00.785P	246,0	14:38'01.959
5	3'00.417	29.602	28.274	28.481	4'26.774P	247,1	14:42'28.733
6	22.792	28.417	27.717	27.783	1'46.709	251,7	14:44'15.442
7	<b>22.767</b>	28.372	<b>27.404</b>	<b>27.731</b>	<b>1'46.274</b>	<b>253,5</b>	14:46'01.716

9° 49 S. HORNSEY (1'46.482)							
Lap	Seg.1	Seg.2	Seg.3	Seg.4	Lap Time	km/h	Local Time
1		29.936	29.112	28.751		245,5	14:32'19.495
2	23.203	28.842	28.126	28.586	1'48.757	<b>248,3</b>	14:34'08.252
3	23.337	28.513	27.732	28.039	1'47.621	246,6	14:35'55.873
4	23.114	28.593	27.706	27.785	1'47.198	246,0	14:37'43.071
5	23.118	28.514	27.513	<b>27.724</b>	1'46.869	247,7	14:39'29.940
6	23.022	<b>28.383</b>	27.474	27.834	1'46.713	<b>248,3</b>	14:41'16.653
7	<b>22.968</b>	28.484	27.410	27.812	1'46.674	247,1	14:43'03.327
8	22.976	28.420	<b>27.354</b>	27.732	<b>1'46.482</b>	246,6	14:44'49.809
9	23.016	28.732	30.492	28.677	1'50.917	245,5	14:46'40.726

10° 34 J. ITURRIOZ (1'46.710)							
Lap	Seg.1	Seg.2	Seg.3	Seg.4	Lap Time	km/h	Local Time
1		32.629	35.241	42.971		195,7	14:32'42.092
2	7'55.672	28.951	28.642	33.346	9'26.611P	247,1	14:42'08.703
3	23.354	29.817	28.363	<b>27.518</b>	1'49.052	239,5	14:43'57.755
4	<b>22.859</b>	<b>28.231</b>	<b>27.711</b>	27.909	<b>1'46.710</b>	<b>247,7</b>	14:45'44.465

11° 10 N. CALERO (1'47.878)							
Lap	Seg.1	Seg.2	Seg.3	Seg.4	Lap Time	km/h	Local Time
1		29.766	29.501	28.946		241,6	14:32'20.228
2	23.638	29.071	28.077	28.590	1'49.376	253,5	14:34'09.604
3	23.454	28.714	28.551	29.350	1'50.069	252,3	14:35'59.673
4	23.897	31.043	32.160	43.172	2'10.272P	183,1	14:38'09.945
5	2'30.331	28.791	28.078	29.331	3'56.531P	<b>255,3</b>	14:42'06.476
6	<b>23.217</b>	<b>28.450</b>	<b>27.845</b>	<b>28.366</b>	<b>1'47.878</b>	252,3	14:43'54.354
7	23.258	28.714	27.983	28.866	1'48.821	250,6	14:45'43.175

12° 12 A. MURLEY (1'48.460)							
Lap	Seg.1	Seg.2	Seg.3	Seg.4	Lap Time	km/h	Local Time
1		30.784	29.167	29.429		242,7	14:32'22.187
2	24.179	29.448	28.081	28.763	1'50.471	<b>249,4</b>	14:34'12.658
3	23.826	29.243	28.411	28.550	1'50.030	246,6	14:36'02.688
4	23.354	29.250	28.739	28.735	1'50.078	241,6	14:37'52.766
5	23.347	<b>28.767</b>	28.274	28.449	1'48.837	244,3	14:39'41.603
6	<b>23.229</b>	28.802	28.103	<b>28.326</b>	<b>1'48.460</b>	246,6	14:41'30.063
7	29.306	31.309	41.239	37.472	2'19.326	231,8	14:43'49.389
8	23.336	28.918	<b>28.008</b>	28.540	1'48.802	242,7	14:45'38.191

13° 51 G. VAN STRAALLEN							
Lap	Seg.1	Seg.2	Seg.3	Seg.4	Lap Time	km/h	Local Time
1		29.168	28.967	28.587		<b>245,5</b>	14:32'19.481

13/10/2018 P = Pits In/Out - C = Lap Time Cancelled


These data/results cannot be reproduced, stored and/or transmitted in whole or in part by any manner of electronic, mechanical, photocopying, recording, broadcasting or otherwise now known or herein after developed without the previous express consent by the copyright owner, except for reproduction in daily press and regular printed publications on sale to the public within 60 days of the event related to those data/results and always provided that copyright symbol appears together as follows below.

© DORNA WSBK ORGANIZATION Srl 2018

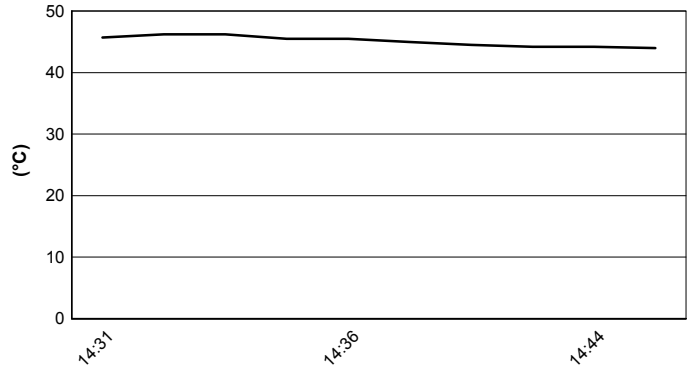
**MOTUL Argentinian Round, 12 - 14 October 2018**  
**World Supersport - Weather Report Superpole 1**  
 Session started 14:30 - Session ended 14:46

San Juan Villicum Circuit 4.276 m


### Air Temperature




### Track Temperature



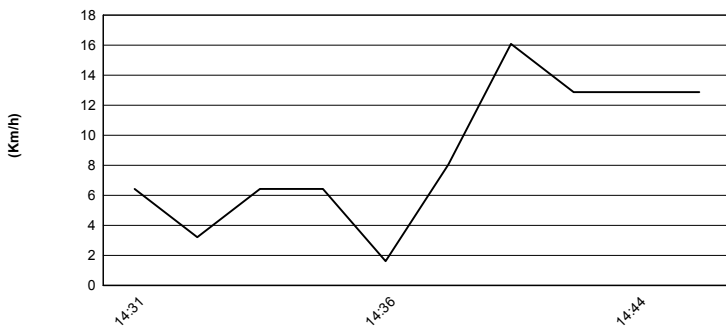
### Air Pressure



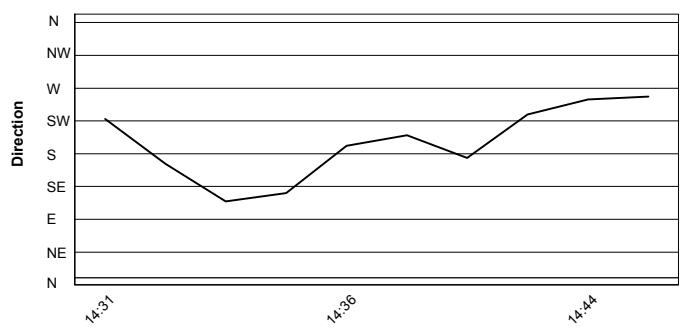
### Humidity



### Wind Speed



### Wind Direction



13/10/2018

These data/results cannot be reproduced, stored and/or transmitted in whole or in part by any manner of electronic, mechanical, photocopying, recording, broadcasting or otherwise now known or herein after developed without the previous express consent by the copyright owner, except for reproduction in daily press and regular printed publications on sale to the public within 60 days of the event related to those data/results and always provided that copyright symbol appears together as follows below.

© DORNA WSBK ORGANIZATION Srl 2018