

MOTUL Argentinian Round, 12 - 14 October 2018

World Supersport - Free Practices & Superpole Combined Results

No.	Rider	Nat	Team	Bike	FPs	LL	Superpole	Gap	Time	Avg
1	144 L. MAHIAS	FRA	GRT Yamaha Official WorldSSP Team	Yamaha YZF R6	1'44.680	37	1'43.026		1'43.026	149,415
2	64 F. CARICASULO	ITA	GRT Yamaha Official WorldSSP Team	Yamaha YZF R6	1'44.835	44	1'43.328	0.302	1'43.328	148,978
3	11 S. CORTESI	GER	Kallio Racing	Yamaha YZF R6	1'45.810	28	1'43.399	0.373	1'43.399	148,876
4	16 J. CLUZEL	FRA	NRT	Yamaha YZF R6	1'44.763	34	1'43.485	0.459	1'43.485	148,752
5	36 T. GRADINGER	AUT	NRT	Yamaha YZF R6	1'45.239	34	1'43.583	0.557	1'43.583	148,611
6	21 R. KRUMMENACHER	SUI	BARDAHL Evan Bros. WorldSSP Team	Yamaha YZF R6	1'45.549	42	1'43.976	0.950	1'43.976	148,050
7	6 C. PEROLARI	FRA	GMT94 Yamaha	Yamaha YZF R6	1'46.388	41	1'44.076	1.050	1'44.076	147,907
8	111 K. SMITH	GBR	CIA Landlord Insurance Honda	Honda CBR600RR	1'45.654	38	1'44.356	1.330	1'44.356	147,510
9	38 H. SOOMER	EST	Racedays	Honda CBR600RR	1'46.463	39	1'44.505	1.479	1'44.505	147,300
10	84 L. CRESSON	BEL	Kallio Racing	Yamaha YZF R6	1'47.168	38	1'44.523	1.497	1'44.523	147,275
11	3 R. DE ROSA	ITA	MV Agusta Reparto Corse by Vamag	MV Agusta F3 675	1'45.668	35	1'44.699	1.673	1'44.699	147,027
12	81 L. STAPLEFORD	GBR	Profile Racing	Yamaha YZF R6	1'46.094	41	1'44.846	1.820	1'44.846	146,821
13	86 A. BADOVINI	ITA	MV Agusta Reparto Corse by Vamag	MV Agusta F3 675	1'46.801	38	1'44.802		1'44.802	146,883
14	98 H. BARBERA	ESP	Kawasaki Puccetti Racing	Kawasaki ZX-6R	1'46.669	39	1'44.816	0.014	1'44.816	146,863
15	88 C. STANGE	GER	Team GoEleven Kawasaki	Kawasaki ZX-6R	1'47.143	43	1'45.239	0.437	1'45.239	146,273
16	78 H. OKUBO	JPN	Kawasaki Puccetti Racing	Kawasaki ZX-6R	1'47.442	37	1'45.328	0.526	1'45.328	146,149
17	56 P. SEBESTYEN	HUN	CIA Landlord Insurance Honda	Honda CBR600RR	1'47.484	37	1'45.900	1.098	1'45.900	145,360
18	74 J. VAN SIKKELERUS	NED	GEMAR Team Lorini	Honda CBR600RR	1'48.510	35	1'46.274	1.472	1'46.274	144,848
19	49 S. HORNSEY	GBR	Profile Racing	Triumph Daytona 675	1'48.072	32	1'46.482	1.680	1'46.482	144,565
20	34 J. ITURRIOZ	ARG	Team GoEleven Kawasaki	Kawasaki ZX-6R	1'47.078	41	1'46.710	1.908	1'46.710	144,256
21	10 N. CALERO	ESP	Orelac Racing VerdNatura	Kawasaki ZX-6R	1'50.186	34	1'47.878	3.076	1'47.878	142,695
22	12 A. MURLEY	GBR	GEMAR Team Lorini	Honda CBR600RR	1'50.187	36	1'48.460	3.658	1'48.460	141,929
23	51 G. VAN STRAALLEN	NED	EAB antwest Racing	Kawasaki ZX-6R	1'47.653	36			1'47.653	142,993

13/10/2018

The results are provisional until the end of the time limit for protests and appeals and the completion of the technical checks.

These data/results cannot be reproduced, stored and/or transmitted in whole or in part by any manner of electronic, mechanical, photocopying, recording, broadcasting or otherwise now known or herein after developed without the previous express consent by the copyright owner, except for reproduction in daily press and regular printed publications on sale to the public within 60 days of the event related to those data/results and always provided that copyright symbol appears together as follows below.

© DORNA WSBK ORGANIZATION Srl 2018

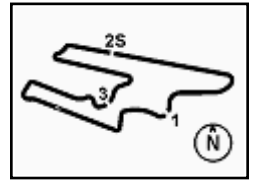
FICR PERUGIA TIMING



Official Tyre Supplier



Official Timekeeper



MOTUL Argentinian Round, 12 - 14 October 2018

World Supersport - Provisional Starting Grid

19 Laps x 4,276 km = 81,244 km

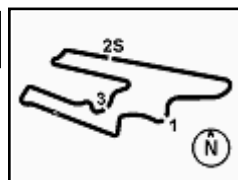
3	11 CORTESE S. Yamaha 1'43.399 SP2	2	64 CARICASULO F. Yamaha 1'43.328 SP2	1	144 MAHIAS L. Yamaha 1'43.026 SP2	1
6	21 KRUMMENACHER R. Yamaha 1'43.976 SP2	5	36 GRADINGER T. Yamaha 1'43.583 SP2	4	16 CLUZEL J. Yamaha 1'43.485 SP2	2
9	38 SOOMER H. Honda 1'44.505 SP2	8	111 SMITH K. Honda 1'44.356 SP2	7	6 PEROLARI C. Yamaha 1'44.076 SP2	3
12	81 STAPLEFORD L. Yamaha 1'44.846 SP2	11	3 DE ROSA R. MV Agusta 1'44.699 SP2	10	84 CRESSON L. Yamaha 1'44.523 SP2	4
15	88 STANGE C. Kawasaki 1'45.239 SP1	14	98 BARBERA H. Kawasaki 1'44.816 SP1	13	86 BADOVINI A. MV Agusta 1'44.802 SP1	5
18	74 VAN SIKKELERUS J Honda 1'46.274 SP1	17	56 SEBESTYEN P. Honda 1'45.900 SP1	16	78 OKUBO H. Kawasaki 1'45.328 SP1	6
21	10 CALERO N. Kawasaki 1'47.878 SP1	20	34 ITURRIOZ J. Kawasaki 1'46.710 SP1	19	49 HORNSEY S. Triumph 1'46.482 SP1	7
		23	51 VAN STRAALEN G. Kawasaki SP1	22	12 MURLEY A. Honda 1'48.460 SP1	8

13/10/2018 Jury President

These data/results cannot be reproduced, stored and/or transmitted in whole or in part by any manner of electronic, mechanical, photocopying, recording, broadcasting or otherwise now known or herein after developed without the previous express consent by the copyright owner, except for reproduction in daily press and regular printed publications on sale to the public within 60 days of the event related to those data/results and always provided that copyright symbol appears together as follows below.

© DORNA WSBK ORGANIZATION Srl 2018




MOTUL Argentinian Round, 12 - 14 October 2018
World Supersport - Results Superpole 2

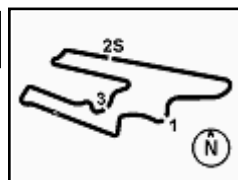
No.	Rider	Nat	Team	Bike	Time	Gap	Rel.	Laps	Speed	
									Avg	Max
1	144 L. MAHIAS	FRA	GRT Yamaha Official WorldSSP Team	Yamaha YZF R6	1'43.026			6	149,415	264,1
2	64 F. CARICASULO	ITA	GRT Yamaha Official WorldSSP Team	Yamaha YZF R6	1'43.328	0.302	0.302	7	148,978	262,8
3	11 S. CORTESE	GER	Kallio Racing	Yamaha YZF R6	1'43.399	0.373	0.071	7	148,876	266,7
4	16 J. CLUZEL	FRA	NRT	Yamaha YZF R6	1'43.485	0.459	0.086	6	148,752	263,4
5	36 T. GRADINGER	AUT	NRT	Yamaha YZF R6	1'43.583	0.557	0.098	5	148,611	264,7
6	21 R. KRUMMENACHER	SUI	BARDAHL Evan Bros. WorldSSP Team	Yamaha YZF R6	1'43.976	0.950	0.393	6	148,050	264,7
7	6 C. PEROLARI	FRA	GMT94 Yamaha	Yamaha YZF R6	1'44.076	1.050	0.100	7	147,907	260,2
8	111 K. SMITH	GBR	CIA Landlord Insurance Honda	Honda CBR600RR	1'44.356	1.330	0.280	6	147,510	256,5
9	38 H. SOOMER	EST	Racedays	Honda CBR600RR	1'44.505	1.479	0.149	6	147,300	261,5
10	84 L. CRESSON	BEL	Kallio Racing	Yamaha YZF R6	1'44.523	1.497	0.018	7	147,275	267,3
11	3 R. DE ROSA	ITA	MV Agusta Reparto Corse by Vamag	MV Agusta F3 675	1'44.699	1.673	0.176	3	147,027	255,3
12	81 L. STAPLEFORD	GBR	Profile Racing	Yamaha YZF R6	1'44.846	1.820	0.147	7	146,821	260,9

AIR	Humidity:	35%	Temp:	22°C
TRACK	Condition:	Dry	Temp:	41°C

13/10/2018 Start End The results are provisional until the end of the time limit for protests and appeals
 14:55 15:11 and the completion of the technical checks.

These data/results cannot be reproduced, stored and/or transmitted in whole or in part by any manner of electronic, mechanical, photocopying, recording, broadcasting or otherwise now known or herein after developed without the previous express consent by the copyright owner, except for reproduction in daily press and regular printed publications on sale to the public within 60 days of the event related to those data/results and always provided that copyright symbol appears together as follows below.

© DORNA WSBK ORGANIZATION Srl 2018


MOTUL Argentinian Round, 12 - 14 October 2018
World Supersport - Results Superpole 2
Session Highlights

Local Time	No. Rider	Description
14.55.00		Start
15.07.31	3 R. DE ROSA	Crashed - Turn 11
15.11.02		World Supersport Tissot Superpole Award Winner: Lucas Mahias
15.11.18		End Of Session

Fastest Laps Sequence

No.	Rider	Nat	Team	Bike	Local Time	Time	Gap	Avg
6	C. PEROLARI	FRA	GMT94 Yamaha	Yamaha YZF R6	14:58'57.630	1'44.141		147,815
16	J. CLUZEL	FRA	NRT	Yamaha YZF R6	15:00'50.012	1'43.995	-0.146	148,023
144	L. MAHIAS	FRA	GRT Yamaha Official WorldSSP Team	Yamaha YZF R6	15:02'14.530	1'43.657	-0.338	148,505
11	S. CORTESE	GER	Kallio Racing	Yamaha YZF R6	15:06'34.125	1'43.585	-0.072	148,608
144	L. MAHIAS	FRA	GRT Yamaha Official WorldSSP Team	Yamaha YZF R6	15:07'31.834	1'43.457	-0.128	148,792
11	S. CORTESE	GER	Kallio Racing	Yamaha YZF R6	15:08'17.524	1'43.399	-0.058	148,876
64	F. CARICASULO	ITA	GRT Yamaha Official WorldSSP Team	Yamaha YZF R6	15:09'13.627	1'43.385	-0.014	148,896
144	L. MAHIAS	FRA	GRT Yamaha Official WorldSSP Team	Yamaha YZF R6	15:09'15.179	1'43.345	-0.040	148,954
64	F. CARICASULO	ITA	GRT Yamaha Official WorldSSP Team	Yamaha YZF R6	15:10'56.955	1'43.328	-0.017	148,978
144	L. MAHIAS	FRA	GRT Yamaha Official WorldSSP Team	Yamaha YZF R6	15:10'58.205	1'43.026	-0.302	149,415

Start End The results are provisional until the end of the time limit for protests and appeals
13/10/2018 14:55 15:11 and the completion of the technical checks.

These data/results cannot be reproduced, stored and/or transmitted in whole or in part by any manner of electronic, mechanical, photocopying, recording, broadcasting or otherwise now known or herein after developed without the previous express consent by the copyright owner, except for reproduction in daily press and regular printed publications on sale to the public within 60 days of the event related to those data/results and always provided that copyright symbol appears together as follows below.

© DORNA WSBK ORGANIZATION Srl 2018

MOTUL Argentinian Round, 12 - 14 October 2018
World Supersport - Best Sectors & Speed Superpole 2

San Juan Villicum Circuit 4.276 m

BEST LAP		
1	144 L. MAHIAS	Yamaha YZF R6 1'43.026
2	64 F. CARICASULO	Yamaha YZF R6 1'43.328
3	11 S. CORTESE	Yamaha YZF R6 1'43.399
4	16 J. CLUZEL	Yamaha YZF R6 1'43.485
5	36 T. GRADINGER	Yamaha YZF R6 1'43.583
6	21 R. KRUMMENACHER	Yamaha YZF R6 1'43.976
7	6 C. PEROLARI	Yamaha YZF R6 1'44.076
8	111 K. SMITH	Honda CBR600RR 1'44.356
9	38 H. SOOMER	Honda CBR600RR 1'44.505
10	84 L. CRESSON	Yamaha YZF R6 1'44.523
11	3 R. DE ROSA	MV Agusta F3 675 1'44.699
12	81 L. STAPLEFORD	Yamaha YZF R6 1'44.846

SPEED		
1	84 L. CRESSON	Yamaha YZF R6 267,3
2	11 S. CORTESE	Yamaha YZF R6 266,7
3	21 R. KRUMMENACHER	Yamaha YZF R6 264,7
4	36 T. GRADINGER	Yamaha YZF R6 264,7
5	144 L. MAHIAS	Yamaha YZF R6 264,1
6	16 J. CLUZEL	Yamaha YZF R6 263,4
7	64 F. CARICASULO	Yamaha YZF R6 262,8
8	38 H. SOOMER	Honda CBR600RR 261,5
9	81 L. STAPLEFORD	Yamaha YZF R6 260,9
10	6 C. PEROLARI	Yamaha YZF R6 260,2
11	111 K. SMITH	Honda CBR600RR 256,5
12	3 R. DE ROSA	MV Agusta F3 675 255,3

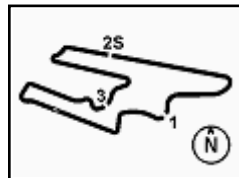
SEG. 1		SEG. 2		SEG. 3		SEG. 4	
1	36 T. GRADINGER 22.126	1	11 S. CORTESE 27.286	1	64 F. CARICASULO 26.318	1	64 F. CARICASULO 26.952
2	144 L. MAHIAS 22.193	2	16 J. CLUZEL 27.421	2	144 L. MAHIAS 26.330	2	144 L. MAHIAS 26.978
3	16 J. CLUZEL 22.240	3	36 T. GRADINGER 27.435	3	36 T. GRADINGER 26.503	3	11 S. CORTESE 27.026
4	11 S. CORTESE 22.285	4	64 F. CARICASULO 27.502	4	16 J. CLUZEL 26.509	4	16 J. CLUZEL 27.049
5	111 K. SMITH 22.336	5	84 L. CRESSON 27.513	5	11 S. CORTESE 26.617	5	6 C. PEROLARI 27.170
6	84 L. CRESSON 22.365	6	144 L. MAHIAS 27.523	6	21 R. KRUMMENACHER 26.639	6	21 R. KRUMMENACHER 27.225
7	64 F. CARICASULO 22.375	7	21 R. KRUMMENACHER 27.557	7	6 C. PEROLARI 26.725	7	36 T. GRADINGER 27.305
8	38 H. SOOMER 22.405	8	38 H. SOOMER 27.571	8	111 K. SMITH 26.769	8	111 K. SMITH 27.345
9	6 C. PEROLARI 22.446	9	6 C. PEROLARI 27.637	9	38 H. SOOMER 26.859	9	38 H. SOOMER 27.392
10	81 L. STAPLEFORD 22.512	10	81 L. STAPLEFORD 27.680	10	3 R. DE ROSA 26.871	10	3 R. DE ROSA 27.392
11	21 R. KRUMMENACHER 22.555	11	111 K. SMITH 27.761	11	81 L. STAPLEFORD 27.073	11	81 L. STAPLEFORD 27.405
12	3 R. DE ROSA 22.638	12	3 R. DE ROSA 27.798	12	84 L. CRESSON 27.081	12	84 L. CRESSON 27.421

13/10/2018

These data/results cannot be reproduced, stored and/or transmitted in whole or in part by any manner of electronic, mechanical, photocopying, recording, broadcasting or otherwise now known or herein after developed without the previous express consent by the copyright owner, except for reproduction in daily press and regular printed publications on sale to the public within 60 days of the event related to those data/results and always provided that copyright symbol appears together as follows below.

© DORNA WSBK ORGANIZATION Srl 2018





San Juan Villicum Circuit 4.276 m

MOTUL Argentinian Round, 12 - 14 October 2018
World Supersport - Ideal Times Superpole 2

No. Rider	Nat	Bike	Seg. 1	Seg. 2	Seg. 3	Seg. 4	Ideal Time		
			Diff. 1	Diff. 2	Diff. 3	Diff. 4	Best Lap	Pos.	Diff.
1 144 L. MAHIAS	FRA	Yamaha YZF R6	22.193 0.002	27.523	26.330	26.978	1'43.024	1	0.002
2 64 F. CARICASULO	ITA	Yamaha YZF R6	22.375 0.005	27.502	26.318 0.176	26.952	1'43.147 1'43.328	2	0.181
3 11 S. CORTESE	GER	Yamaha YZF R6	22.285	27.286	26.617 0.064	27.026 0.121	1'43.214 1'43.399	3	0.185
4 16 J. CLUZEL	FRA	Yamaha YZF R6	22.240 0.131	27.421	26.509 0.041	27.049 0.094	1'43.219 1'43.485	4	0.266
5 36 T. GRADINGER	AUT	Yamaha YZF R6	22.126	27.435 0.112	26.503	27.305 0.102	1'43.369 1'43.583	5	0.214
6 21 R. KRUMMENACHER	SUI	Yamaha YZF R6	22.555	27.557	26.639	27.225	1'43.976 1'43.976	6	
7 6 C. PEROLARI	FRA	Yamaha YZF R6	22.446 0.044	27.637 0.053	26.725	27.170 0.001	1'43.978 1'44.076	7	0.098
8 111 K. SMITH	GBR	Honda CBR600RR	22.336	27.761 0.073	26.769 0.052	27.345 0.020	1'44.211 1'44.356	8	0.145
9 38 H. SOOMER	EST	Honda CBR600RR	22.405	27.571	26.859	27.392 0.278	1'44.227 1'44.505	9	0.278
10 84 L. CRESSON	BEL	Yamaha YZF R6	22.365 0.085	27.513 0.058	27.081	27.421	1'44.380 1'44.523	10	0.143
11 81 L. STAPLEFORD	GBR	Yamaha YZF R6	22.512	27.680 0.097	27.073	27.405 0.079	1'44.670 1'44.846	12	0.176
12 3 R. DE ROSA	ITA	MV Agusta F3 675	22.638	27.798	26.871	27.392	1'44.699 1'44.699	11	
Overall Ideal Time			22.126	27.286	26.318	26.952	1'42.682		

13/10/2018

These data/results cannot be reproduced, stored and/or transmitted in whole or in part by any manner of electronic, mechanical, photocopying, recording, broadcasting or otherwise now known or herein after developed without the previous express consent by the copyright owner, except for reproduction in daily press and regular printed publications on sale to the public within 60 days of the event related to those data/results and always provided that copyright symbol appears together as follows below.

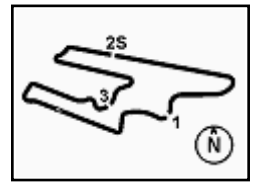
© DORNA WSBK ORGANIZATION Srl 2018

FKR PERUGIA TIMING


Official Tyre Supplier



Official Timekeeper



MOTUL Argentinian Round, 12 - 14 October 2018

World Supersport - Chronological Analysis Superpole 2

San Juan Villicum Circuit 4.276 m

1° 144 L. MAHIAS (1'43.026)							
Lap	Seg.1	Seg.2	Seg.3	Seg.4	Lap Time	km/h	Local Time
1		28.507	27.247	27.464		254,7	15:00'30.873
2	22.193	27.687	26.561	27.216	1'43.657	255,3	15:02'14.530
3	22.556	27.610	26.607	27.164	1'43.937	259,0	15:03'58.467
4	22.612	28.465	30.535	28.298	1'49.910	255,3	15:05'48.377
5	22.363	27.592	26.453	27.049	1'43.457	261,5	15:07'31.834
6	22.320	27.620	26.392	27.013	1'43.345	262,1	15:09'15.179
7	22.195	27.523	26.330	26.978	1'43.026	264,1	15:10'58.205

1		29.356	29.135	27.578		250,0	14:57'13.489
2	22.446	27.637	26.732	27.326	1'44.141	259,0	14:58'57.630
3	22.679	27.800	29.187	40.757	2'00.423P	257,8	15:00'58.053
4	1'53.263	28.263	27.465	27.611	3'16.602P	256,5	15:04'14.655
5	22.490	27.690	26.725	27.171	1'44.076	257,1	15:05'58.731
6	22.526	27.915	26.909	27.484	1'44.834	258,4	15:07'43.565
7	22.601	27.647	26.762	27.170	1'44.180	259,6	15:09'27.745
8	22.593	27.719	26.885	27.406	1'44.603	260,2	15:11'12.348

2° 64 F. CARICASULO (1'43.328)							
Lap	Seg.1	Seg.2	Seg.3	Seg.4	Lap Time	km/h	Local Time
1		30.065	30.651	29.418		255,9	14:57'17.939
2	22.613	27.842	26.855	27.266	1'44.576	258,4	14:59'02.515
3	22.446	27.544	26.891	27.292	1'44.173	260,2	15:00'46.688
4	24.541	28.268	27.790	41.078	2'01.677P	258,4	15:02'48.365
5	1'35.613	28.161	26.952	27.302	2'58.028P	257,1	15:05'46.393
6	22.409	27.526	26.832	27.082	1'43.849	260,2	15:07'30.242
7	22.375	27.528	26.318	27.164	1'43.385	261,5	15:09'13.627
8	22.380	27.502	26.494	26.952	1'43.328	262,8	15:10'56.955

8° 111 K. SMITH (1'44.356)							
Lap	Seg.1	Seg.2	Seg.3	Seg.4	Lap Time	km/h	Local Time
1		29.352	31.627	28.524		248,8	14:57'34.003
2	22.722	27.943	27.146	27.512	1'45.323	254,1	14:59'19.326
3	22.513	27.761	27.048	27.568	1'44.890	253,5	15:01'04.216
4	22.548	27.863	27.074	42.361	1'59.846P	254,1	15:03'04.062
5	3'07.182	28.050	27.301	27.520	4'30.053P	254,1	15:07'34.115
6	22.336	27.834	26.821	27.365	1'44.356	255,3	15:09'18.471
7	22.365	27.892	26.769	27.345	1'44.371	256,5	15:11'02.842

3° 11 S. CORTESE (1'43.399)							
Lap	Seg.1	Seg.2	Seg.3	Seg.4	Lap Time	km/h	Local Time
1		32.200	30.019	31.810		240,5	14:57'47.841
2	22.714	27.695	26.973	27.688	1'45.070	263,4	14:59'32.911
3	22.546	27.737	29.214	30.531	1'50.028	261,5	15:01'22.939
4	22.528	27.477	26.640	27.189	1'43.834	264,1	15:03'06.773
5	22.447	27.411	26.617	27.292	1'43.767	262,8	15:04'50.540
6	22.380	27.393	26.786	27.026	1'43.585	264,1	15:06'34.125
7	22.285	27.286	26.681	27.147	1'43.399	264,7	15:08'17.524
8	22.429	27.361	28.931	27.944	1'46.665	266,7	15:10'04.189

9° 38 H. SOOMER (1'44.505)							
Lap	Seg.1	Seg.2	Seg.3	Seg.4	Lap Time	km/h	Local Time
1		29.493	30.466	29.591		252,9	14:57'18.594
2	22.615	27.760	27.079	27.392	1'44.846	261,5	14:59'03.440
3	22.405	27.571	26.859	27.670	1'44.505	259,6	15:00'47.945
4	22.759	27.831	27.153	39.333	1'57.076P	257,8	15:02'45.021
5	2'52.894	35.526	33.247	28.230	4'29.897P	217,3	15:07'14.918
6	22.483	27.600	27.221	28.500	1'45.804	259,6	15:09'00.722
7	22.530	27.589	29.308	27.949	1'47.376	260,9	15:10'48.098

4° 16 J. CLUZEL (1'43.485)							
Lap	Seg.1	Seg.2	Seg.3	Seg.4	Lap Time	km/h	Local Time
1		29.223	32.021	28.520		254,1	14:57'21.460
2	22.619	27.740	26.836	27.362	1'44.557	260,2	14:59'06.017
3	22.404	27.881	26.661	27.049	1'43.995	260,2	15:00'50.012
4	24.061	28.091	27.197	40.888	2'00.237P	260,2	15:02'50.249
5	2'35.789	28.200	26.807	27.259	3'58.055P	259,6	15:06'48.304
6	22.240	27.541	26.509	27.201	1'43.491	262,1	15:08'31.795
7	22.371	27.421	26.550	27.143	1'43.485	263,4	15:10'15.280

10° 84 L. CRESSON (1'44.523)							
Lap	Seg.1	Seg.2	Seg.3	Seg.4	Lap Time	km/h	Local Time
1		28.814	28.623	28.704		254,7	14:57'44.928
2	22.660	27.776	29.252	27.667	1'47.355	262,1	14:59'32.283
3	22.438	27.675	27.295	27.577	1'44.985	260,2	15:01'17.268
4	24.626	32.052	27.871	27.828	1'52.377	251,2	15:03'09.645
5	22.739	27.720	27.380	27.486	1'45.325	261,5	15:04'54.970
6	22.365	27.581	27.500	27.882	1'45.328	267,3	15:06'40.298
7	22.474	27.513	27.239	27.540	1'44.766	264,1	15:08'25.064
8	22.450	27.571	27.081	27.421	1'44.523	264,1	15:10'09.587

5° 36 T. GRADINGER (1'43.583)							
Lap	Seg.1	Seg.2	Seg.3	Seg.4	Lap Time	km/h	Local Time
1		30.608	30.643	29.614		257,1	14:57'18.412
2	22.600	27.643	27.024	27.326	1'44.593	264,7	14:59'03.005
3	22.429	27.534	26.835	40.201	1'56.999P	264,7	15:01'00.004
4	4'14.109	28.164	27.766	32.017	5'42.056P	260,2	15:06'42.060
5	22.380	27.435	26.908	27.305	1'44.028	264,1	15:08'26.088
6	22.126	27.547	26.503	27.407	1'43.583	264,7	15:10'09.671

11° 3 R. DE ROSA (1'44.699)							
Lap	Seg.1	Seg.2	Seg.3	Seg.4	Lap Time	km/h	Local Time
1		29.774	32.330	29.011		249,4	14:57'19.849
2	22.855	27.822	27.004	27.587	1'45.268	255,3	14:59'05.117
3	22.638	27.798	26.871	27.392	1'44.699	253,5	15:00'49.816
4	25.130	28.725	28.193	40.675	2'02.723P	252,3	15:02'52.539

6° 21 R. KRUMMENACHER (1'43.976)							
Lap	Seg.1	Seg.2	Seg.3	Seg.4	Lap Time	km/h	Local Time
1		30.723	30.409	29.044		240,5	14:57'16.554
2	22.880	27.876	27.098	27.443	1'45.297	261,5	14:59'01.851
3	22.666	27.737	26.948	27.322	1'44.673	261,5	15:00'46.524
4	22.624	27.882	27.450	39.990	1'57.946P	261,5	15:02'44.470
5	2'30.981	29.108	27.394	32.428	3'59.911P	260,2	15:06'44.381
6	22.680	27.557	26.870	28.464	1'45.571	262,8	15:08'29.952
7	22.555	27.557	26.639	27.225	1'43.976	264,7	15:10'13.928

12° 81 L. STAPLEFORD (1'44.846)							
Lap	Seg.1	Seg.2	Seg.3	Seg.4	Lap Time	km/h	Local Time
1		30.356	34.427	29.417		235,8	14:57'23.114
2	23.408	28.354	29.596	42.018	2'03.376P	256,5	14:59'26.490
3	1'31.653	29.000	28.238	28.188	2'57.079P	254,1	15:02'23.569
4	22.994	27.984	27.680	27.761	1'46.419	256,5	15:04'09.988
5	23.043	27.916	27.468	27.751	1'46.178	256,5	15:05'56.166
6	22.757	28.008	27.321	27.658	1'45.744	259,6	15:07'41.910
7	22.672	27.680	27.374	27.405	1'45.131	259,6	15:09'27.041
8	22.512	27.777	27.073	27.484	1'44.846	260,9	15:11'11.887

7° 6 C. PEROLARI (1'44.076)							
Lap	Seg.1	Seg.2	Seg.3	Seg.4	Lap Time	km/h	Local Time

13/10/2018 P = Pits In/Out - C = Lap Time Cancelled

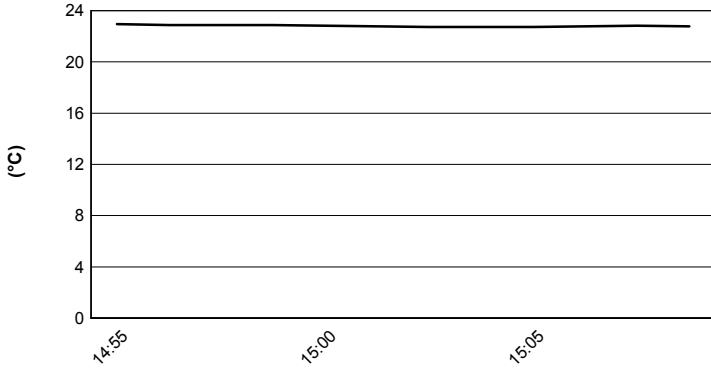
These data/results cannot be reproduced, stored and/or transmitted in whole or in part by any manner of electronic, mechanical, photocopying, recording, broadcasting or otherwise now known or herein after developed without the previous express consent by the copyright owner, except for reproduction in daily press and regular printed publications on sale to the public within 60 days of the event related to those data/results and always provided that copyright symbol appears together as follows below.

© DORNA WSBK ORGANIZATION Srl 2018

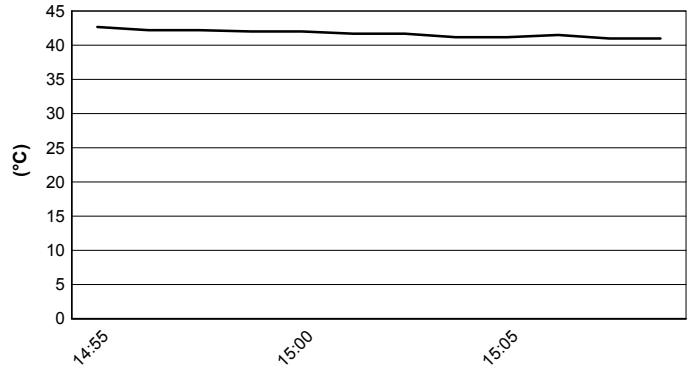
MOTUL Argentinian Round, 12 - 14 October 2018
World Supersport - Weather Report Superpole 2
 Session started 14:55 - Session ended 15:11

San Juan Villicum Circuit 4.276 m

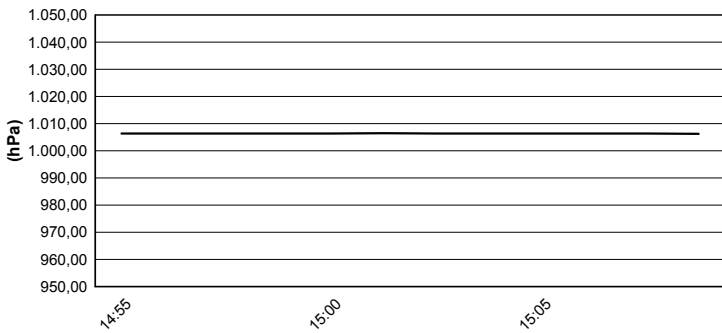
Air Temperature




Track Temperature



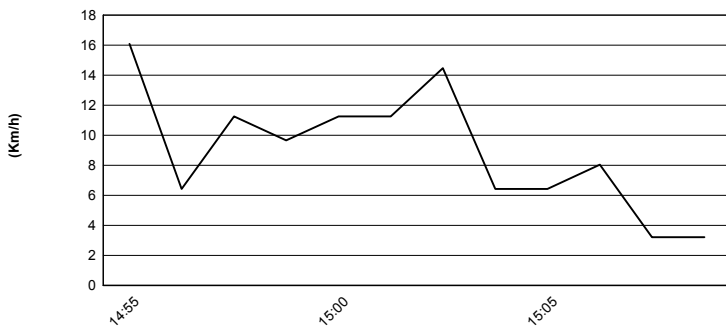
Air Pressure



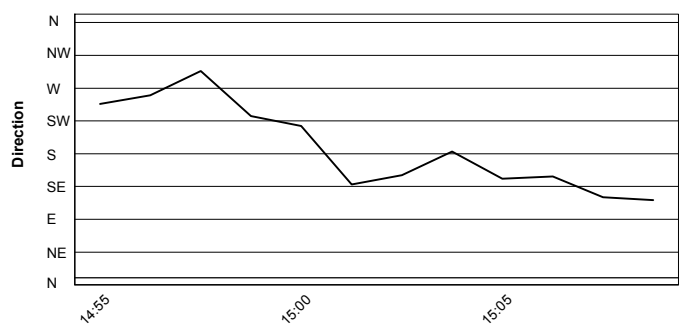
Humidity



Wind Speed



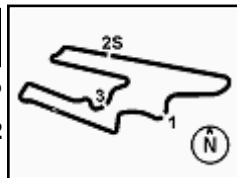
Wind Direction



13/10/2018

These data/results cannot be reproduced, stored and/or transmitted in whole or in part by any manner of electronic, mechanical, photocopying, recording, broadcasting or otherwise now known or herein after developed without the previous express consent by the copyright owner, except for reproduction in daily press and regular printed publications on sale to the public within 60 days of the event related to those data/results and always provided that copyright symbol appears together as follows below.

© DORNA WSBK ORGANIZATION Srl 2018



MOTUL Argentinian Round, 12 - 14 October 2018

World Supersport - TISSOT Superpole Award

San Juan Villicum Circuit 4.276 m

1 / 2

	Points	Points From First	Points From Previous	February 25 PHILLIP ISLAND	March 25 BURIRAM	April 15 ARAGÓN	April 22 ASSEN	May 13 IMOLA	May 27 DONINGTON PARK	June 10 BRNO	July 8 MISANO	September 16 PORTIMÃO	September 25 MAGNY COURS	October 14 VILLICUM	October 27 LOSAIL					
1 MAHIAS Lucas (FRA)	226			25	25	20	20	25	20	11	10	25	20	25						
2 CARICASULO Federico (ITA)	183	43		20	16	16	9	13	9	10	25	20	25	20						
3 CORTESE Sandro (GER)	180	46	3	13	13	25	25	7	16	25	11	16	13	16						
4 CLUZEL Jules (FRA)	173	53	7	7	20	10	13	20	25	16	20	13	16	13						
5 KRUMMENACHER Randy (SUI)	126	100	47	9	11	11	10	5	13	20	16	10	11	10						
6 DE ROSA Raffaele (ITA)	107	119	19	8	4	13	16	6	10	13	13	11	8	5						
7 OKUBO Hikari (JPN)	67	159	40	4	7	6	4	8	11	4	7	7	9							
8 STAPLEFORD Luke (GBR)	61	165	6	10	6	8	11	10	8			4		4						
9 SMITH Kyle (GBR)	59	167	2	5	5	5	6		3	5	8	9	5	8						
10 BADOVINI Ayrton (ITA)	54	172	5	6		7	3	4	7	9		8	7	3						
11 WEST Anthony (AUS)	37	189	17	11	10	1			1	8	6									
12 GRADINGER Thomas (AUT)	37	189	0	3		2	2		5	6	3	1	4	11						
13 MORAIS Sheridan (POR)	34	192	3			9	7		6	7	5									
14 SOFUOGLU Kenan (TUR)	32	194	2	16				16												
15 PEROLARI Corentin (FRA)	24	202	8									5	10	9						
16 SOMER Hannes (EST)	24	202	0				1			3	1	6	6	7						
17 HARTOG Rob (NED)	19	207	5				5	11		1			2							
18 TUULI Niki (FIN)	13	213	6	1		3	8	1												
19 CRESSON Loris (BEL)	11	215	2	2	1				2					6						
20 VALTULINI Stefano (ITA)	9	217	2								9									
21 ROCCOLI Massimo (ITA)	9	217	0					9												
22 WILAIROT Ratthapong (THA)	9	217	0		9															
23 WAROKORN Thitipong (THA)	8	218	1		8															
24 BARBERA Hector (ESP)	6	220	2									3	1	2						
25 BUSSOLOTTI Marco (ITA)	4	222	2								4									

13/10/2018

These data/results cannot be reproduced, stored and/or transmitted in whole or in part by any manner of electronic, mechanical, photocopying, recording, broadcasting or otherwise now known or herein after developed without the previous express consent by the copyright owner, except for reproduction in daily press and regular printed publications on sale to the public within 60 days of the event related to those data/results and always provided that copyright symbol appears together as follows below.

© DORNA WSBK ORGANIZATION Srl 2018

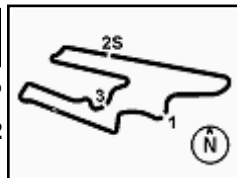
FCR PERUGIA TIMING



Official Tyre Supplier



Official Timekeeper



MOTUL Argentinian Round, 12 - 14 October 2018

World Supersport - TISSOT Superpole Award

	Points	Points From First	Points From Previous	February 25 PHILLIP ISLAND	March 25 BURIRAM	April 15 ARAGÓN	April 22 ASSEN	May 13 IMOLA	May 27 DONINGTON PARK	June 10 BRNO	July 8 MISANO	September 16 PORTIMÃO	September 25 MAGNY COURS	October 14 VILLICUM	October 27 LOSAIL				
26 IRWIN Andrew (GBR)	4	222	0						4										
27 CANDUCCI Michael (ITA)	4	222	0			4													
28 SEBESTYEN Peter (HUN)	3	223	1										3						
29 STIRPE Davide (ITA)	3	223	0					3											
30 KRAISART Decha (THA)	3	223	0		3														
31 QUERO MARTINEZ Borja (ESP)	2	224	1									2							
32 GABELLINI Lorenzo (ITA)	2	224	0								2								
33 LAHTI Eemeli (FIN)	2	224	0							2									
34 MORRENTINO Nicola Jr. (ITA)	2	224	0					2											
35 KENNEDY Jack (IRL)	2	224	0		2														
36 STANGE Christian (GER)	1	225	1											1					

13/10/2018

These data/results cannot be reproduced, stored and/or transmitted in whole or in part by any manner of electronic, mechanical, photocopying, recording, broadcasting or otherwise now known or herein after developed without the previous express consent by the copyright owner, except for reproduction in daily press and regular printed publications on sale to the public within 60 days of the event related to those data/results and always provided that copyright symbol appears together as follows below.

© DORNA WSBK ORGANIZATION Srl 2018

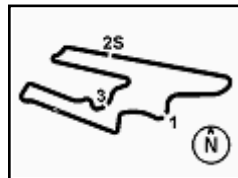
FIKR PERUGIA TIMING



Official Tyre Supplier



Official Timekeeper



MOTUL Argentinian Round, 12 - 14 October 2018

World Supersport - Superpole Ranking

San Juan Villicum Circuit 4.276 m

	2015	2016	2017	2018
01 Phillip Island Grand Prix Circuit	Cluzel (Fra) MvA 1'33.379 (171,4 Km/h)	Sofuoglu (Tur) Kaw 1'33.142 (171,8 Km/h)	Jacobsen (Usa) MvA 1'33.128 (171,8 Km/h)	Mahias (Fra) Yam 1'33.160 (171,8 Km/h)
02 Chang International Circuit	Sofuoglu (Tur) Kaw 1'37.345 (168,4 Km/h)	Cluzel (Fra) MvA 1'38.383 (166,6 Km/h)	Cluzel (Fra) Hon 1'37.683 (167,8 Km/h)	Mahias (Fra) Yam 1'36.738 (169,5 Km/h)
03 Motorland Aragon	Cluzel (Fra) MvA 1'53.138 (161,5 Km/h)	Sofuoglu (Tur) Kaw 1'54.000 (160,3 Km/h)	Jacobsen (Usa) MvA 1'54.948 (159,0 Km/h)	Cortese (Ger) Yam 1'53.567 (160,9 Km/h)
04 TT Circuit Assen	Cluzel (Fra) MvA 1'38.015 (166,8 Km/h)	Krummenacher (Sui) Kaw 1'39.300 (164,7 Km/h)	Sofuoglu (Tur) Kaw 1'37.805 (167,2 Km/h)	Cortese (Ger) Yam 1'37.799 (167,2 Km/h)
05 Autodromo Internazionale Enzo e Dino	Cluzel (Fra) MvA 1'50.856 (160,2 Km/h)	Cluzel (Fra) MvA 1'51.132 (159,8 Km/h)	Jacobsen (Usa) MvA 1'51.611 (159,1 Km/h)	Mahias (Fra) Yam 1'53.042 (157,1 Km/h)
06 Donington Park	Sofuoglu (Tur) Kaw 1'29.925 (160,9 Km/h)	Sofuoglu (Tur) Kaw 1'30.298 (160,3 Km/h)	Sofuoglu (Tur) Kaw 1'30.904 (159,2 Km/h)	Cluzel (Fra) Yam 1'30.270 (160,3 Km/h)
07 Automotodrom Brno				Cortese (Ger) Yam 2'02.670 (158,6 Km/h)
08 Misano World Circuit "Marco Simoncelli"	Cluzel (Fra) MvA 1'37.482 (149,9 Km/h)	Caricasulo (Ita) Hon 1'38.097 (149,0 Km/h)	Sofuoglu (Tur) Kaw 1'38.672 (148,1 Km/h)	Caricasulo (Ita) Yam 1'37.694 (149,6 Km/h)
09 Autódromo Internacional do Algarve	Cluzel (Fra) MvA 1'44.554 (158,1 Km/h)		Sofuoglu (Tur) Kaw 1'45.541 (156,6 Km/h)	Mahias (Fra) Yam 1'44.588 (158,1 Km/h)
10 Magny-Cours	Jacobsen (Usa) Hon 2'00.197 (132,1 Km/h)	Sofuoglu (Tur) Kaw 1'55.461 (137,5 Km/h)	Tuuli (Fin) Yam 1'43.833 (152,9 Km/h)	Caricasulo (Ita) Yam 1'40.416 (158,1 Km/h)
11 Villicum Circuit				Mahias (Fra) Yam 1'43.026 (139,8 Km/h)
12 Losail International Circuit	Sofuoglu (Tur) Kaw 2'00.989 (160,1 Km/h)	Stapleford (Gbr) Tri 2'01.621 (159,2 Km/h)	Mahias (Fra) Yam 2'00.738 (160,4 Km/h)	

2018

- 5 L. Mahias
- 3 S. Cortese
- 2 F. Caricasulo
- 1 J. Cluzel

ALL TIMES

- | | | |
|-------------------|-------------------|-------------------|
| 34 K. Sofuoglu | 3 I. MacPherson | 1 B. MacLeod |
| 22 S. Charpentier | 3 A. Pitt | 1 J. Vd Goorbergh |
| 20 J. Cluzel | 3 K. Curtain | 1 S. Sanna |
| 17 B. Parkes | 3 D. Salom | 1 M. Fabrizio |
| 15 K. Muggeridge | 3 S. Cortese | 1 C. Jones |
| 14 F. Foret | 2 P. Bontempi | 1 S. Morais |
| 14 S. Lowes | 2 V. Guareschi | 1 K. Coghlan |
| 10 C. Crutchlow | 2 J. Teuchert | 1 C. Davies |
| 6 S. Chambon | 2 M. Lagrive | 1 F. Marino |
| 6 E. Laverty | 2 L. Scassa | 1 L. Stapleford |
| 6 L. Mahias | 2 J. Lascorz | 1 N. Tuuli |
| 5 P. Casoli | 2 M. Pirro | 1 R. Krummenacher |
| 5 K. Fujiwara | 2 M. van der Mark | |
| 5 C. Vermeulen | 1 J. Whitham | |
| 5 P. Jacobsen | 1 M. Meregalli | |
| 4 F. Caricasulo | 1 P. Riba | |
| 3 R. Xaus | 1 C. Kellner | |

13/10/2018

These data/results cannot be reproduced, stored and/or transmitted in whole or in part by any manner of electronic, mechanical, photocopying, recording, broadcasting or otherwise now known or herein after developed without the previous express consent by the copyright owner, except for reproduction in daily press and regular printed publications on sale to the public within 60 days of the event related to those data/results and always provided that copyright symbol appears together as follows below.

© DORNA WSBK ORGANIZATION Srl 2018

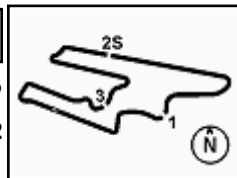
FICR PERUGIA TIMING



Official Tyre Supplier



Official Timekeeper



MOTUL Argentinian Round, 12 - 14 October 2018

World Supersport - Best Laps & Speeds

No.	Rider Bike	Nat	Best Lap		FP1		FP2		FP3		SP1		SP2				
			LL	SPD	LL	SPD	LL	SPD	LL	SPD	LL	SPD	LL	SPD			
1	144 L. MAHIAS Yamaha YZF R6	FRA	1'43.026	53 264,0	1'46.673	19 263,4	1'44.680	18 264,0	1'43.285	10 264,0			1'43.026	6 264,0			
2	64 F. CARICASULO Yamaha YZF R6	ITA	1'43.328	61 263,4	1'47.419	21 262,1	1'44.835	23 263,4	1'43.779	10 262,7			1'43.328	7 262,7			
3	11 S. CORTESE Yamaha YZF R6	GER	1'43.399	45 268,6	1'50.714	8 262,7	1'45.810	20 264,7	1'43.858	10 268,6			1'43.399	7 266,6			
4	16 J. CLUZEL Yamaha YZF R6	FRA	1'43.204	49 268,6	1'46.531	16 268,6	1'44.763	18 266,6	1'43.204	9 266,0			1'43.485	6 263,4			
5	36 T. GRADINGER Yamaha YZF R6	AUT	1'43.583	49 269,3	1'47.961	17 266,6	1'45.239	17 266,6	1'44.036	10 269,3			1'43.583	5 264,7			
6	21 R. KRUMMENACHER Yamaha YZF R6	SUI	1'43.925	58 265,3	1'46.619	22 264,0	1'45.549	20 264,7	1'43.925	10 265,3			1'43.976	6 264,7			
7	6 C. PEROLARI Yamaha YZF R6	FRA	1'44.017	57 264,0	1'47.681	20 257,1	1'46.388	21 260,2	1'44.017	9 264,0			1'44.076	7 260,2			
8	111 K. SMITH Honda CBR600RR	GBR	1'44.356	53 263,4	1'47.690	19 258,3	1'45.654	19 263,4	1'45.130	9 258,9			1'44.356	6 256,5			
9	38 H. SOOMER Honda CBR600RR	EST	1'44.505	62 262,7	1'48.944	21 261,5	1'46.463	18 261,5	1'44.679	11 262,7	1'44.615	6 259,6	1'44.505	6 261,5			
10	84 L. CRESSON Yamaha YZF R6	BEL	1'44.523	63 271,3	1'49.152	21 270,0	1'47.168	17 271,3	1'45.291	10 271,3	1'44.771	8 268,6	1'44.523	7 267,3			
11	3 R. DE ROSA MV Agusta F3 675	ITA	1'44.042	48 263,4	1'48.430	13 256,5	1'45.668	22 257,1	1'44.042	10 263,4			1'44.699	3 255,3			
12	86 A. BADOVINI MV Agusta F3 675	ITA	1'44.802	52 257,7	1'49.197	19 254,1	1'46.801	19 257,1	1'45.286	8 257,7	1'44.802	6 257,1					
13	98 H. BARBERA Kawasaki ZX-6R	ESP	1'44.816	54 269,3	1'47.507	20 265,3	1'46.669	19 269,3	1'45.087	10 261,5	1'44.816	5 266,6					
14	81 L. STAPLEFORD Yamaha YZF R6	GBR	1'44.709	58 262,7	1'48.814	22 262,1	1'46.094	19 262,7	1'44.709	10 262,7			1'44.846	7 260,8			
15	88 C. STANGE Kawasaki ZX-6R	GER	1'45.018	61 259,6	1'47.934	22 255,9	1'47.143	21 256,5	1'45.018	11 259,6	1'45.239	7 257,1					
16	78 H. OKUBO Kawasaki ZX-6R	JPN	1'45.310	52 265,3	1'50.292	19 260,8	1'47.442	18 265,3	1'45.310	10 263,4	1'45.328	5 261,5					
17	56 P. SEBESTYEN Honda CBR600RR	HUN	1'45.242	53 262,7	1'49.007	19 260,2	1'47.484	18 262,7	1'45.242	10 262,1	1'45.900	6 259,6					
18	74 J. VAN SIKKELERUS Honda CBR600RR	NED	1'46.049	50 256,5	1'49.289	20 254,7	1'48.510	15 253,5	1'46.049	9 256,5	1'46.274	6 253,5					
19	49 S. HORNSEY Triumph Daytona 675	GBR	1'46.458	49 254,7	1'49.521	16 251,1	1'48.072	16 250,5	1'46.458	9 254,7	1'46.482	8 248,2					
20	34 J. ITURRIOZ Kawasaki ZX-6R	ARG	1'46.025	54 255,9	1'48.967	20 250,5	1'47.078	21 252,9	1'46.025	10 255,9	1'46.710	3 247,7					
21	51 G. VAN STRAALLEN Kawasaki ZX-6R	NED	1'45.728	45 264,7	1'49.491	17 258,9	1'47.653	19 264,7	1'45.728	9 257,1							
22	10 N. CALERO Kawasaki ZX-6R	ESP	1'47.878	48 258,3	1'51.242	17 251,1	1'50.186	17 257,7	1'47.911	8 258,3	1'47.878	6 255,3					
23	12 A. MURLEY Honda CBR600RR	GBR	1'48.460	52 251,1	1'51.448	20 247,7	1'50.187	16 250,5	1'48.572	9 251,1	1'48.460	7 249,4					

13/10/2018

These data/results cannot be reproduced, stored and/or transmitted in whole or in part by any manner of electronic, mechanical, photocopying, recording, broadcasting or otherwise now known or herein after developed without the previous express consent by the copyright owner, except for reproduction in daily press and regular printed publications on sale to the public within 60 days of the event related to those data/results and always provided that copyright symbol appears together as follows below.

© DORNA WSBK ORGANIZATION Srl 2018

FICR PERUGIA TIMING


Official Tyre Supplier



Official Timekeeper