

## MOTUL Argentinian Round, 12 - 14 October 2018

### World Supersport - Results Warm Up

San Juan Villicum Circuit 4.276 m

1 / 2

No.	Rider	Nat	Team	Bike	Time	Gap	Rel.	Laps	Speed	
									Avg	Max
1	16 J. CLUZEL	FRA	NRT	Yamaha YZF R6	<b>1'48.014</b>			7	142,515	<b>267,3</b>
2	6 C. PEROLARI	FRA	GMT94 Yamaha	Yamaha YZF R6	<b>1'49.300</b>	1.286	1.286	7	140,838	<b>262,1</b>
3	3 R. DE ROSA	ITA	MV Agusta Reparto Corse by Vamag	MV Agusta F3 675	<b>1'49.503</b>	1.489	0.203	7	140,577	<b>258,4</b>
4	36 T. GRADINGER	AUT	NRT	Yamaha YZF R6	<b>1'49.647</b>	1.633	0.144	7	140,392	<b>266,0</b>
5	74 J. VAN SIKKELERUS	NED	GEMAR Team Lorini	Honda CBR600RR	<b>1'49.960</b>	1.946	0.313	7	139,993	<b>253,5</b>
6	21 R. KRUMMENACHER	SUI	BARDAHL Evan Bros. WorldSSP Team	Yamaha YZF R6	<b>1'50.047</b>	2.033	0.087	3	139,882	<b>263,4</b>
7	111 K. SMITH	GBR	CIA Landlord Insurance Honda	Honda CBR600RR	<b>1'50.235</b>	2.221	0.188	7	139,643	<b>262,8</b>
8	38 H. SOOMER	EST	Racedays	Honda CBR600RR	<b>1'50.312</b>	2.298	0.077	7	139,546	<b>257,8</b>
9	144 L. MAHIAS	FRA	GRT Yamaha Official WorldSSP Team	Yamaha YZF R6	<b>1'50.364</b>	2.350	0.052	2	139,480	<b>262,1</b>
10	84 L. CRESSON	BEL	Kallio Racing	Yamaha YZF R6	<b>1'50.755</b>	2.741	0.391	3	138,988	<b>263,4</b>
11	56 P. SEBESTYEN	HUN	CIA Landlord Insurance Honda	Honda CBR600RR	<b>1'50.941</b>	2.927	0.186	7	138,755	<b>258,4</b>
12	49 S. HORNSEY	GBR	Profile Racing	Triumph Daytona 675	<b>1'51.061</b>	3.047	0.120	7	138,605	<b>251,7</b>
13	98 H. BARBERA	ESP	Kawasaki Puccetti Racing	Kawasaki ZX-6R	<b>1'51.740</b>	3.726	0.679	2	137,763	<b>256,5</b>
14	34 J. ITURRIOZ	ARG	Team GoEleven Kawasaki	Kawasaki ZX-6R	<b>1'52.019</b>	4.005	0.279	7	137,420	<b>250,0</b>
15	81 L. STAPLEFORD	GBR	Profile Racing	Yamaha YZF R6	<b>1'53.242</b>	5.228	1.223	7	135,935	<b>257,1</b>
16	64 F. CARICASULO	ITA	GRT Yamaha Official WorldSSP Team	Yamaha YZF R6	<b>1'54.264</b>	6.250	1.022	4	134,720	<b>255,3</b>
17	51 G. VAN STRAALEN	NED	EAB antwest Racing	Kawasaki ZX-6R	<b>1'54.682</b>	6.668	0.418	7	134,229	<b>253,5</b>
18	86 A. BADOVINI	ITA	MV Agusta Reparto Corse by Vamag	MV Agusta F3 675	<b>1'55.727</b>	7.713	1.045	2	133,016	<b>250,6</b>
19	12 A. MURLEY	GBR	GEMAR Team Lorini	Honda CBR600RR	<b>1'56.224</b>	8.210	0.497	6	132,448	<b>244,3</b>
20	78 H. OKUBO	JPN	Kawasaki Puccetti Racing	Kawasaki ZX-6R	<b>1'56.451</b>	8.437	0.227	3	132,190	<b>254,1</b>
21	11 S. CORTESE	GER	Kallio Racing	Yamaha YZF R6	<b>2'01.692</b>	13.678	5.241	1	126,496	<b>246,0</b>
22	10 N. CALERO	ESP	Orelac Racing VerdNatura	Kawasaki ZX-6R	<b>2'01.735</b>	13.721	0.043	5	126,452	<b>251,7</b>
23	88 C. STANGE	GER	Team GoEleven Kawasaki	Kawasaki ZX-6R				0		

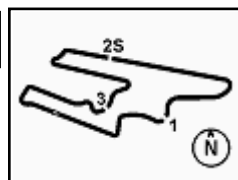
AIR	Humidity:	57%	Temp:	18°C
TRACK	Condition:	Dry	Temp:	30°C

Records	Pole (SP2)	2018	L.Mahias	149,410	Km/h
	Race (SP2)	2018	L.Mahias		
	Circuit (SP2)	2018	L.Mahias	1'43.026	149,410

Start 14/10/2018 11:00 End 11:16 The results are provisional until the end of the time limit for protests and appeals and the completion of the technical checks.

These data/results cannot be reproduced, stored and/or transmitted in whole or in part by any manner of electronic, mechanical, photocopying, recording, broadcasting or otherwise now known or herein after developed without the previous express consent by the copyright owner, except for reproduction in daily press and regular printed publications on sale to the public within 60 days of the event related to those data/results and always provided that copyright symbol appears together as follows below.

© DORNA WSBK ORGANIZATION Srl 2018



### MOTUL Argentinian Round, 12 - 14 October 2018

### World Supersport - Results Warm Up

San Juan Villicum Circuit 4.276 m

2 / 2

#### Session Highlights

Local Time	No. Rider	Description
11.00.00		Start
11.00.13		WorldSSP Pit Intervention Time: 1min 43secs
11.16.50		End Of Session

#### Fastest Laps Sequence

No.	Rider	Nat	Team	Bike	Local Time	Time	Gap	Avg
6	C. PEROLARI	FRA	GMT94 Yamaha	Yamaha YZF R6	11:04'30.564	<b>1'59.298</b>		129,035
49	S. HORNSEY	GBR	Profile Racing	Triumph Daytona 675	11:04'32.293	<b>1'58.123</b>	-1.175	130,318
6	C. PEROLARI	FRA	GMT94 Yamaha	Yamaha YZF R6	11:06'23.926	<b>1'53.362</b>	-4.761	135,792
36	T. GRADINGER	AUT	NRT	Yamaha YZF R6	11:06'24.985	<b>1'52.986</b>	-0.376	136,243
111	K. SMITH	GBR	CIA Landlord Insurance Honda	Honda CBR600RR	11:08'16.071	<b>1'51.689</b>	-1.297	137,826
49	S. HORNSEY	GBR	Profile Racing	Triumph Daytona 675	11:08'17.094	<b>1'51.586</b>	-0.103	137,953
111	K. SMITH	GBR	CIA Landlord Insurance Honda	Honda CBR600RR	11:10'06.306	<b>1'50.235</b>	-1.351	139,643
36	T. GRADINGER	AUT	NRT	Yamaha YZF R6	11:11'56.950	<b>1'49.647</b>	-0.588	140,392
16	J. CLUZEL	FRA	NRT	Yamaha YZF R6	11:14'15.546	<b>1'49.553</b>	-0.094	140,513
6	C. PEROLARI	FRA	GMT94 Yamaha	Yamaha YZF R6	11:15'37.765	<b>1'49.300</b>	-0.253	140,838
16	J. CLUZEL	FRA	NRT	Yamaha YZF R6	11:16'03.560	<b>1'48.014</b>	-1.286	142,515

14/10/2018      Start      End      The results are provisional until the end of the time limit for protests and appeals and the completion of the technical checks.

These data/results cannot be reproduced, stored and/or transmitted in whole or in part by any manner of electronic, mechanical, photocopying, recording, broadcasting or otherwise now known or herein after developed without the previous express consent by the copyright owner, except for reproduction in daily press and regular printed publications on sale to the public within 60 days of the event related to those data/results and always provided that copyright symbol appears together as follows below.

© DORNA WSBK ORGANIZATION Srl 2018



## MOTUL Argentinian Round, 12 - 14 October 2018

### World Supersport - Best Sectors & Speed Warm Up

San Juan Villicum Circuit 4.276 m

#### BEST LAP

1	16 J. CLUZEL	Yamaha YZF R6	1'48.014
2	6 C. PEROLARI	Yamaha YZF R6	1'49.300
3	3 R. DE ROSA	MV Agusta F3 675	1'49.503
4	36 T. GRADINGER	Yamaha YZF R6	1'49.647
5	74 J. VAN SIKKELERUS	Honda CBR600RR	1'49.960
6	21 R. KRUMMENACHER	Yamaha YZF R6	1'50.047
7	111 K. SMITH	Honda CBR600RR	1'50.235
8	38 H. SOOMER	Honda CBR600RR	1'50.312
9	144 L. MAHIAS	Yamaha YZF R6	1'50.364
10	84 L. CRESSON	Yamaha YZF R6	1'50.755
11	56 P. SEBESTYEN	Honda CBR600RR	1'50.941
12	49 S. HORNSEY	Triumph Daytona 675	1'51.061
13	98 H. BARBERA	Kawasaki ZX-6R	1'51.740
14	34 J. ITURRIOZ	Kawasaki ZX-6R	1'52.019
15	81 L. STAPLEFORD	Yamaha YZF R6	1'53.242
16	64 F. CARICASULO	Yamaha YZF R6	1'54.264
17	51 G. VAN STRAALEN	Kawasaki ZX-6R	1'54.682
18	86 A. BADOVINI	MV Agusta F3 675	1'55.727
19	12 A. MURLEY	Honda CBR600RR	1'56.224
20	78 H. OKUBO	Kawasaki ZX-6R	1'56.451
21	11 S. CORTESE	Yamaha YZF R6	2'01.692
22	10 N. CALERO	Kawasaki ZX-6R	2'01.735
23	88 C. STANGE	Kawasaki ZX-6R	

#### SPEED

1	16 J. CLUZEL	Yamaha YZF R6	267,3
2	36 T. GRADINGER	Yamaha YZF R6	266,0
3	84 L. CRESSON	Yamaha YZF R6	263,4
4	21 R. KRUMMENACHER	Yamaha YZF R6	263,4
5	111 K. SMITH	Honda CBR600RR	262,8
6	6 C. PEROLARI	Yamaha YZF R6	262,1
7	144 L. MAHIAS	Yamaha YZF R6	262,1
8	56 P. SEBESTYEN	Honda CBR600RR	258,4
9	3 R. DE ROSA	MV Agusta F3 675	258,4
10	38 H. SOOMER	Honda CBR600RR	257,8
11	81 L. STAPLEFORD	Yamaha YZF R6	257,1
12	98 H. BARBERA	Kawasaki ZX-6R	256,5
13	64 F. CARICASULO	Yamaha YZF R6	255,3
14	78 H. OKUBO	Kawasaki ZX-6R	254,1
15	51 G. VAN STRAALEN	Kawasaki ZX-6R	253,5
16	74 J. VAN SIKKELERUS	Honda CBR600RR	253,5
17	49 S. HORNSEY	Triumph Daytona 675	251,7
18	10 N. CALERO	Kawasaki ZX-6R	251,7
19	86 A. BADOVINI	MV Agusta F3 675	250,6
20	34 J. ITURRIOZ	Kawasaki ZX-6R	250,0
21	11 S. CORTESE	Yamaha YZF R6	246,0
22	12 A. MURLEY	Honda CBR600RR	244,3

#### SEG. 1

1	111 K. SMITH	23.715
2	74 J. VAN SIKKELERUS	23.830
3	6 C. PEROLARI	23.868
4	49 S. HORNSEY	23.879
5	16 J. CLUZEL	23.908
6	3 R. DE ROSA	23.917
7	36 T. GRADINGER	23.921
8	38 H. SOOMER	24.007
9	21 R. KRUMMENACHER	24.067
10	144 L. MAHIAS	24.128
11	84 L. CRESSON	24.143
12	56 P. SEBESTYEN	24.207
13	98 H. BARBERA	24.330
14	34 J. ITURRIOZ	24.379
15	81 L. STAPLEFORD	24.648
16	51 G. VAN STRAALEN	24.906
17	12 A. MURLEY	25.186
18	64 F. CARICASULO	25.986
19	86 A. BADOVINI	26.081
20	78 H. OKUBO	26.169
21	10 N. CALERO	26.377
22	11 S. CORTESE	27.216

#### SEG. 2

1	6 C. PEROLARI	28.672
2	36 T. GRADINGER	28.741
3	16 J. CLUZEL	28.846
4	3 R. DE ROSA	28.962
5	56 P. SEBESTYEN	29.150
6	111 K. SMITH	29.167
7	74 J. VAN SIKKELERUS	29.216
8	84 L. CRESSON	29.442
9	21 R. KRUMMENACHER	29.495
10	98 H. BARBERA	29.603
11	49 S. HORNSEY	29.658
12	144 L. MAHIAS	29.792
13	38 H. SOOMER	30.005
14	34 J. ITURRIOZ	30.051
15	51 G. VAN STRAALEN	30.151
16	81 L. STAPLEFORD	30.557
17	64 F. CARICASULO	30.646
18	78 H. OKUBO	31.193
19	12 A. MURLEY	31.222
20	86 A. BADOVINI	31.509
21	11 S. CORTESE	31.978
22	10 N. CALERO	32.015
23	88 C. STANGE	39.384

#### SEG. 3

1	16 J. CLUZEL	27.383
2	6 C. PEROLARI	27.616
3	36 T. GRADINGER	27.753
4	38 H. SOOMER	27.858
5	111 K. SMITH	27.892
6	3 R. DE ROSA	28.013
7	144 L. MAHIAS	28.173
8	21 R. KRUMMENACHER	28.202
9	74 J. VAN SIKKELERUS	28.326
10	84 L. CRESSON	28.419
11	56 P. SEBESTYEN	28.419
12	49 S. HORNSEY	28.478
13	81 L. STAPLEFORD	28.570
14	34 J. ITURRIOZ	28.679
15	64 F. CARICASULO	28.909
16	98 H. BARBERA	29.087
17	78 H. OKUBO	29.358
18	86 A. BADOVINI	29.429
19	51 G. VAN STRAALEN	29.586
20	12 A. MURLEY	29.928
21	10 N. CALERO	31.370
22	11 S. CORTESE	32.208
23	88 C. STANGE	39.332

#### SEG. 4

1	16 J. CLUZEL	27.877
2	21 R. KRUMMENACHER	27.987
3	144 L. MAHIAS	28.126
4	38 H. SOOMER	28.298
5	36 T. GRADINGER	28.323
6	6 C. PEROLARI	28.354
7	111 K. SMITH	28.447
8	74 J. VAN SIKKELERUS	28.478
9	3 R. DE ROSA	28.527
10	49 S. HORNSEY	28.574
11	84 L. CRESSON	28.694
12	56 P. SEBESTYEN	28.696
13	86 A. BADOVINI	28.708
14	98 H. BARBERA	28.720
15	64 F. CARICASULO	28.723
16	34 J. ITURRIOZ	28.910
17	81 L. STAPLEFORD	29.080
18	78 H. OKUBO	29.542
19	12 A. MURLEY	29.875
20	51 G. VAN STRAALEN	29.921
21	11 S. CORTESE	30.165
22	10 N. CALERO	31.188

14/10/2018

These data/results cannot be reproduced, stored and/or transmitted in whole or in part by any manner of electronic, mechanical, photocopying, recording, broadcasting or otherwise now known or herein after developed without the previous express consent by the copyright owner, except for reproduction in daily press and regular printed publications on sale to the public within 60 days of the event related to those data/results and always provided that copyright symbol appears together as follows below.

© DORNA WSBK ORGANIZATION Srl 2018

FICR PERUGIA TIMING



Official Tyre Supplier



Official Timekeeper

## MOTUL Argentinian Round, 12 - 14 October 2018

### World Supersport - Ideal Times Warm Up

San Juan Villicum Circuit 4.276 m

No.	Rider	Nat	Bike	Seg. 1	Seg. 2	Seg. 3	Seg. 4	Ideal Time			
				Diff. 1	Diff. 2	Diff. 3	Diff. 4	Best Lap	Pos.	Diff.	
1	<b>16 J. CLUZEL</b>	FRA	Yamaha YZF R6	23.908	28.846	<b>27.383</b>	<b>27.877</b>	<b>1'48.014</b>		2	
2	<b>6 C. PEROLARI</b>	FRA	Yamaha YZF R6	23.868 0.529	<b>28.672</b> 0.261	27.616	28.354	<b>1'48.510</b>		3	0.790
3	<b>36 T. GRADINGER</b>	AUT	Yamaha YZF R6	23.921 0.228	28.741 0.161	27.753 0.282	28.323 0.238	<b>1'48.738</b>		5	0.909
4	<b>111 K. SMITH</b>	GBR	Honda CBR600RR	<b>23.715</b> 0.339	29.167 0.110	27.892 0.565	28.447	<b>1'49.221</b>		8	1.014
5	<b>3 R. DE ROSA</b>	ITA	MV Agusta F3 675	23.917	28.962	28.013	28.527 0.084	<b>1'49.419</b>		4	0.084
6	<b>21 R. KRUMMENACHER</b>	SUI	Yamaha YZF R6	24.067	29.495	28.202 0.296	27.987	<b>1'49.751</b>		7	0.296
7	<b>74 J. VAN SIKKELERUS</b>	NED	Honda CBR600RR	23.830	29.216	28.326 0.110	28.478	<b>1'49.850</b>		6	0.110
8	<b>38 H. SOOMER</b>	EST	Honda CBR600RR	24.007	30.005 0.144	27.858	28.298	<b>1'50.168</b>		9	0.144
9	<b>144 L. MAHIAS</b>	FRA	Yamaha YZF R6	24.128	29.792	28.173 0.145	28.126	<b>1'50.219</b>		10	0.145
10	<b>56 P. SEBESTYEN</b>	HUN	Honda CBR600RR	24.207	29.150	28.419	28.696 0.469	<b>1'50.472</b>		12	0.469
11	<b>49 S. HORNSEY</b>	GBR	Triumph Daytona 675	23.879	29.658	28.478 0.358	28.574 0.114	<b>1'50.589</b>		13	0.472
12	<b>84 L. CRESSON</b>	BEL	Yamaha YZF R6	24.143	29.442	28.419 0.057	28.694	<b>1'50.698</b>		11	0.057
13	<b>98 H. BARBERA</b>	ESP	Kawasaki ZX-6R	24.330	29.603	29.087	28.720	<b>1'51.740</b>		14	
14	<b>34 J. ITURRIOZ</b>	ARG	Kawasaki ZX-6R	24.379	30.051	28.679	28.910	<b>1'52.019</b>		15	
15	<b>81 L. STAPLEFORD</b>	GBR	Yamaha YZF R6	24.648 0.240	30.557 0.147	28.570	29.080	<b>1'52.855</b>		16	0.387
16	<b>64 F. CARICASULO</b>	ITA	Yamaha YZF R6	25.986	30.646	28.909	28.723	<b>1'54.264</b>		17	
17	<b>51 G. VAN STRAALLEN</b>	NED	Kawasaki ZX-6R	24.906	30.151 0.118	29.586	29.921	<b>1'54.564</b>		18	0.118
18	<b>86 A. BADOVINI</b>	ITA	MV Agusta F3 675	26.081	31.509	29.429	28.708	<b>1'55.727</b>		19	
19	<b>12 A. MURLEY</b>	GBR	Honda CBR600RR	25.186	31.222 0.013	29.928	29.875	<b>1'56.211</b>		20	0.013
20	<b>78 H. OKUBO</b>	JPN	Kawasaki ZX-6R	26.169	31.193	29.358	29.542 0.189	<b>1'56.262</b>		21	0.189
21	<b>10 N. CALERO</b>	ESP	Kawasaki ZX-6R	26.377	32.015 0.117	31.370	31.188 0.668	<b>2'00.950</b>		23	0.785
22	<b>11 S. CORTESE</b>	GER	Yamaha YZF R6	27.216	31.978	32.208 0.125	30.165	<b>2'01.567</b>		22	0.125
<b>Overall Ideal Time</b>				23.715	28.672	27.383	27.877	<b>1'47.647</b>			

14/10/2018

These data/results cannot be reproduced, stored and/or transmitted in whole or in part by any manner of electronic, mechanical, photocopying, recording, broadcasting or otherwise now known or herein after developed without the previous express consent by the copyright owner, except for reproduction in daily press and regular printed publications on sale to the public within 60 days of the event related to those data/results and always provided that copyright symbol appears together as follows below.

© DORNA WSBK ORGANIZATION Srl 2018

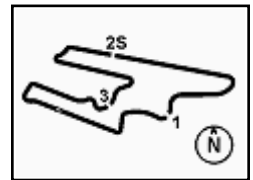
FICR PERUGIA TIMING



Official Tyre Supplier



Official Timekeeper



## MOTUL Argentinian Round, 12 - 14 October 2018

### World Supersport - Chronological Analysis Warm Up

San Juan Villicum Circuit 4.276 m

1 / 2

1° 16 J. CLUZEL (1'48.014)								7° 111 K. SMITH (1'50.235)							
Lap	Seg.1	Seg.2	Seg.3	Seg.4	Lap Time	km/h	Local Time	Lap	Seg.1	Seg.2	Seg.3	Seg.4	Lap Time	km/h	Local Time
1		33.258	32.885	31.643		202,2	11:02'56.255	1		34.857	32.643	31.450		212,6	11:02'31.328
2	27.676	31.424	29.870	29.408	1'58.378	259,0	11:04'54.633	2	27.501	31.616	30.161	30.083	1'59.361	238,9	11:04'30.689
3	25.863	30.471	29.028	28.760	1'54.122	263,4	11:06'48.755	3	25.192	29.949	28.819	29.733	1'53.693	262,1	11:06'24.382
4	26.188	30.727	28.575	29.006	1'54.496	264,1	11:08'43.251	4	24.534	29.295	28.741	29.119	1'51.689	<b>262,8</b>	11:08'16.071
5	25.216	29.425	28.482	28.675	1'51.798	<b>267,3</b>	11:10'35.049	5	24.054	29.277	28.457	<b>28.447</b>	<b>1'50.235</b>	258,4	11:10'06.306
6	24.984	29.410	27.930	28.620	1'50.944	265,4	11:12'25.993	6	23.814	29.844	28.032	28.718	1'50.408	258,4	11:11'56.714
7	24.530	29.346	27.628	28.049	1'49.553	264,7	11:14'15.546	7	<b>23.715</b>	<b>29.167</b>	28.034	30.469	1'51.385	259,0	11:13'48.099
8	<b>23.908</b>	<b>28.846</b>	<b>27.383</b>	<b>27.877</b>	<b>1'48.014</b>	266,7	11:16'03.560	8	24.460	29.257	<b>27.892</b>	28.694	1'50.303	255,9	11:15'38.402

2° 6 C. PEROLARI (1'49.300)								8° 38 H. SOOMER (1'50.312)							
Lap	Seg.1	Seg.2	Seg.3	Seg.4	Lap Time	km/h	Local Time	Lap	Seg.1	Seg.2	Seg.3	Seg.4	Lap Time	km/h	Local Time
1		34.184	32.633	32.465		233,8	11:02'31.266	1		34.270	33.761	33.256		220,0	11:02'40.782
2	27.304	31.525	30.031	30.438	1'59.298	252,9	11:04'30.564	2	27.911	31.625	31.134	31.691	2'02.361	255,3	11:04'43.143
3	25.084	30.068	28.739	29.471	1'53.362	257,1	11:06'23.926	3	25.576	31.249	29.468	30.484	1'56.777	257,1	11:06'39.920
4	24.561	29.606	28.630	29.919	1'52.716	256,5	11:08'16.642	4	26.119	30.591	29.912	29.899	1'56.521	<b>257,8</b>	11:08'36.441
5	24.337	29.035	28.354	28.576	1'50.302	260,2	11:10'06.944	5	25.588	30.419	28.844	29.169	1'54.020	<b>257,8</b>	11:10'30.461
6	23.970	29.593	28.127	28.719	1'50.409	<b>262,1</b>	11:11'57.353	6	24.294	<b>30.005</b>	28.242	28.980	1'51.521	255,9	11:12'21.982
7	<b>23.868</b>	<b>28.672</b>	28.279	30.293	1'51.112	261,5	11:13'48.465	7	24.909	30.332	28.217	28.779	1'52.237	256,5	11:14'14.219
8	24.397	28.933	<b>27.616</b>	<b>28.354</b>	<b>1'49.300</b>	259,0	11:15'37.765	8	<b>24.007</b>	30.149	<b>27.858</b>	<b>28.298</b>	<b>1'50.312</b>	256,5	11:16'04.531

3° 3 R. DE ROSA (1'49.503)								9° 144 L. MAHIAS (1'50.364)							
Lap	Seg.1	Seg.2	Seg.3	Seg.4	Lap Time	km/h	Local Time	Lap	Seg.1	Seg.2	Seg.3	Seg.4	Lap Time	km/h	Local Time
1		34.642	34.716	33.896		224,1	11:02'55.948	1		32.321	29.668	29.001		254,7	11:12'47.001
2	29.103	31.814	30.765	30.371	2'02.053	232,3	11:04'58.001	2	24.521	29.950	<b>28.173</b>	28.522	1'51.166	260,2	11:14'38.167
3	25.660	30.739	29.294	29.375	1'55.068	253,5	11:06'53.069	3	<b>24.128</b>	<b>29.792</b>	28.318	<b>28.126</b>	<b>1'50.364</b>	<b>262,1</b>	11:16'28.531
4	25.336	30.073	29.178	28.877	1'53.464	252,9	11:08'46.533								
5	24.904	29.606	28.822	28.900	1'52.232	256,5	11:10'38.765								
6	24.649	29.505	28.322	28.716	1'51.192	255,3	11:12'29.957								
7	24.484	29.170	28.202	<b>28.527</b>	1'50.383	255,3	11:14'20.340								
8	<b>23.917</b>	<b>28.962</b>	<b>28.013</b>	28.611	<b>1'49.503</b>	<b>258,4</b>	11:16'09.843								

4° 36 T. GRADINGER (1'49.647)								10° 84 L. CRESSON (1'50.755)							
Lap	Seg.1	Seg.2	Seg.3	Seg.4	Lap Time	km/h	Local Time	Lap	Seg.1	Seg.2	Seg.3	Seg.4	Lap Time	km/h	Local Time
1		35.490	33.270	31.744		225,9	11:02'32.028	1		33.176	31.055	30.918		247,1	11:09'36.470
2	27.789	31.356	31.053	29.773	1'59.971	257,1	11:04'31.999	2	26.291	30.955	29.063	29.236	1'55.545	262,1	11:11'32.015
3	25.072	30.005	28.948	28.961	1'52.986	262,1	11:06'24.985	3	24.649	29.886	<b>28.419</b>	28.908	1'51.862	<b>263,4</b>	11:13'23.877
4	24.854	29.412	28.421	29.037	1'51.724	<b>266,0</b>	11:08'16.709	4	<b>24.143</b>	<b>29.442</b>	28.476	<b>28.694</b>	<b>1'50.755</b>	<b>263,4</b>	11:15'14.632
5	24.634	29.077	28.560	<b>28.323</b>	1'50.594	264,7	11:10'07.303								
6	24.149	28.902	28.035	28.561	<b>1'49.647</b>	264,7	11:11'56.950								
7	<b>23.921</b>	28.761	28.344	30.471	1'51.497	255,9	11:13'48.447								
8	25.165	<b>28.741</b>	<b>27.753</b>	28.763	1'50.422	265,4	11:15'38.869								

5° 74 J. VAN SIKKELERUS (1'49.960)								11° 56 P. SEBESTYEN (1'50.941)							
Lap	Seg.1	Seg.2	Seg.3	Seg.4	Lap Time	km/h	Local Time	Lap	Seg.1	Seg.2	Seg.3	Seg.4	Lap Time	km/h	Local Time
1		34.659	33.967	32.545		191,2	11:02'50.355	1		34.878	33.151	31.672		206,9	11:02'32.439
2	27.452	33.047	31.325	30.733	2'02.557	220,4	11:04'52.912	2	27.769	31.476	30.863	30.439	2'00.547	247,1	11:04'32.986
3	26.446	32.721	30.216	29.743	1'59.126	238,4	11:06'52.038	3	25.590	30.195	29.878	29.792	1'55.455	235,8	11:06'28.441
4	25.185	30.541	29.297	28.931	1'53.954	249,4	11:08'45.992	4	25.245	29.847	29.015	29.141	1'53.248	256,5	11:08'21.689
5	25.912	29.792	28.906	28.877	1'53.487	251,7	11:10'39.479	5	24.946	29.580	28.932	29.018	1'52.476	255,3	11:10'14.165
6	24.252	29.358	<b>28.326</b>	28.635	1'50.571	251,2	11:12'30.050	6	24.649	29.698	28.633	29.186	1'52.166	255,9	11:12'06.331
7	25.317	30.362	29.728	29.008	1'54.415	243,2	11:14'24.465	7	24.515	29.491	28.607	<b>28.696</b>	1'51.309	255,9	11:13'57.640
8	<b>23.830</b>	<b>29.216</b>	28.436	<b>28.478</b>	<b>1'49.960</b>	<b>253,5</b>	11:16'14.425	8	<b>24.207</b>	<b>29.150</b>	<b>28.419</b>	29.165	<b>1'50.941</b>	<b>258,4</b>	11:15'48.581

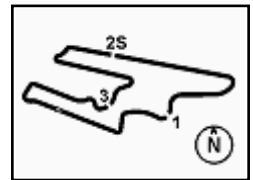
6° 21 R. KRUMMENACHER (1'50.047)								12° 49 S. HORNSEY (1'51.061)							
Lap	Seg.1	Seg.2	Seg.3	Seg.4	Lap Time	km/h	Local Time	Lap	Seg.1	Seg.2	Seg.3	Seg.4	Lap Time	km/h	Local Time
1		33.484	30.719	29.082		223,1	11:10'09.028	1		34.889	33.894	31.854		201,9	11:02'34.170
2	26.364	30.522	28.958	28.811	1'54.655	256,5	11:12'03.683	2	26.804	31.461	30.288	29.570	1'58.123	239,5	11:04'32.293
3	25.402	30.965	<b>28.202</b>	28.132	1'52.701	258,4	11:13'56.384	3	25.031	30.341	29.081	28.762	1'53.215	250,6	11:06'25.508
4	<b>24.067</b>	<b>29.495</b>	28.498	<b>27.987</b>	<b>1'50.047</b>	<b>263,4</b>	11:15'46.431	4	24.547	29.987	<b>28.478</b>	<b>28.574</b>	1'51.586	251,2	11:08'17.094
								5	24.499	29.725	28.808	29.225	1'52.257	<b>251,7</b>	11:10'09.351
								6	25.314	30.159	28.960	29.669	1'54.102	246,6	11:12'03.453
								7	24.184	29.960	28.525	28.745	1'51.414	244,3	11:13'54.867
								8	<b>23.879</b>	<b>29.658</b>	28.836	28.688	<b>1'51.061</b>	247,1	11:15'45.928

7° 98 H. BARBERA (1'51.740)							
Lap	Seg.1	Seg.2	Seg.3	Seg.4	Lap Time	km/h	Local Time
1							
2	25.133	30.145	29.251	28.982	1'53.511	254,7	11:14'35.585
3	<b>24.330</b>	<b>29.603</b>	<b>29.087</b>	<b>28.720</b>	<b>1'51.740</b>	<b>256,5</b>	11:16'27.325

14/10/2018 P = Pits In/Out - C = Lap Time Cancelled

These data/results cannot be reproduced, stored and/or transmitted in whole or in part by any manner of electronic, mechanical, photocopying, recording, broadcasting or otherwise now known or herein after developed without the previous express consent by the copyright owner, except for reproduction in daily press and regular printed publications on sale to the public within 60 days of the event related to those data/results and always provided that copyright symbol appears together as follows below.

© DORNA WSBK ORGANIZATION Srl 2018



## MOTUL Argentinian Round, 12 - 14 October 2018

### World Supersport - Chronological Analysis Warm Up

San Juan Villicum Circuit 4.276 m

2 / 2

14° 34 J. ITURRIOZ (1'52.019)								21° 11 S. CORTESE (2'01.692)							
Lap	Seg.1	Seg.2	Seg.3	Seg.4	Lap Time	km/h	Local Time	Lap	Seg.1	Seg.2	Seg.3	Seg.4	Lap Time	km/h	Local Time
1		33.858	33.359	32.997	212,2	11:02'41.050		1		34.823	32.208	31.338	234,8	11:13'47.742	
2	27.868	32.083	30.702	31.588	2'02.241	234,8	11:04'43.291	2	27.216	31.978	32.333	30.165	2'01.692	246,0	11:15'49.434
3	25.656	31.196	29.731	30.306	1'56.889	243,8	11:06'40.180								
4	25.245	30.655	30.099	30.046	1'56.045	246,0	11:08'36.225								
5	25.535	31.197	29.493	29.256	1'55.481	248,3	11:10'31.706								
6	24.836	30.547	28.832	29.719	1'53.934	247,1	11:12'25.640								
7	24.702	30.242	28.794	29.487	1'53.225	250,0	11:14'18.865								
8	24.379	30.051	28.679	28.910	1'52.019	246,6	11:16'10.884								

15° 81 L. STAPLEFORD (1'53.242)								22° 10 N. CALERO (2'01.735)							
Lap	Seg.1	Seg.2	Seg.3	Seg.4	Lap Time	km/h	Local Time	Lap	Seg.1	Seg.2	Seg.3	Seg.4	Lap Time	km/h	Local Time
1		35.199	33.966	32.808	213,0	11:03'03.600		1		34.644	33.889	32.576	205,3	11:02'35.368	
2	28.163	33.238	31.701	31.036	2'04.138	236,8	11:05'07.738	2	27.682	32.461	35.274	50.813	2'26.230P	237,9	11:05'01.598
3	26.622	32.101	30.696	30.390	1'59.809	250,0	11:07'07.547	3	3'00.196	33.501	35.948	33.544	4'43.189P	246,0	11:09'44.787
4	26.096	31.928	30.238	30.174	1'58.436	248,8	11:09'05.983	4	27.095	32.191	31.510	31.615	2'02.411	251,7	11:11'47.198
5	25.742	31.420	29.768	29.722	1'56.652	256,5	11:11'02.635	5	26.377	32.132	31.370	31.856	2'01.735	251,2	11:13'48.933
6	25.271	30.968	29.133	29.554	1'54.926	255,9	11:12'57.561	6	26.544	32.015	32.562	31.188	2'02.309	246,0	11:15'51.242
7	24.648	30.557	29.063	29.220	1'53.488	257,1	11:14'51.049								
8	24.888	30.704	28.570	29.080	1'53.242	257,1	11:16'44.291								

16° 64 F. CARICASULO (1'54.264)								23° 88 C. STANGE							
Lap	Seg.1	Seg.2	Seg.3	Seg.4	Lap Time	km/h	Local Time	Lap	Seg.1	Seg.2	Seg.3	Seg.4	Lap Time	km/h	Local Time
1		35.986	39.424	31.252	204,9	11:06'31.161		1		39.384	39.332	49.610	180,9	11:03'39.495	
2	29.174	36.752	30.373	29.779	2'06.078	223,6	11:08'37.239								
3	26.358	32.256	30.984	43.974	2'13.572P	236,8	11:10'50.811								
4	2'06.165	30.970	29.980	29.355	3'36.470P	229,3	11:14'27.281								
5	25.986	30.646	28.909	28.723	1'54.264	255,3	11:16'21.545								

17° 51 G. VAN STRAALLEN (1'54.682)							
Lap	Seg.1	Seg.2	Seg.3	Seg.4	Lap Time	km/h	Local Time
1		34.811	34.223	33.191	213,0	11:02'40.619	
2	28.606	32.062	32.062	31.745	2'04.475	225,9	11:04'45.094
3	26.636	31.027	31.175	31.567	2'00.405	246,6	11:06'45.499
4	26.380	31.157	30.822	30.783	1'59.142	244,9	11:08'44.641
5	28.863	30.247	30.095	30.290	1'59.495	252,9	11:10'44.136
6	25.409	30.151	30.341	30.141	1'56.042	252,3	11:12'40.178
7	24.906	30.269	29.586	29.921	1'54.682	253,5	11:14'34.860
8	25.462	30.160	29.850	29.990	1'55.462	252,3	11:16'30.322

18° 86 A. BADOVINI (1'55.727)							
Lap	Seg.1	Seg.2	Seg.3	Seg.4	Lap Time	km/h	Local Time
1		37.765	36.398	46.629	221,8	11:03'51.888	
2	8'17.891	35.463	32.212	31.494	9'57.060P	240,0	11:13'48.948
3	26.081	31.509	29.429	28.708	1'55.727	250,6	11:15'44.675

19° 12 A. MURLEY (1'56.224)							
Lap	Seg.1	Seg.2	Seg.3	Seg.4	Lap Time	km/h	Local Time
1		36.409	35.551	33.396	187,8	11:02'59.730	
2	28.596	33.432	32.269	32.414	2'06.711	226,9	11:05'06.441
3	27.311	33.268	31.766	31.529	2'03.874	231,3	11:07'10.315
4	26.533	32.246	32.131	31.498	2'02.408	242,7	11:09'12.723
5	25.992	31.782	30.657	30.371	1'58.802	242,7	11:11'11.525
6	25.464	31.222	31.365	30.263	1'58.314	242,7	11:13'09.839
7	25.186	31.235	29.928	29.875	1'56.224	244,3	11:15'06.063

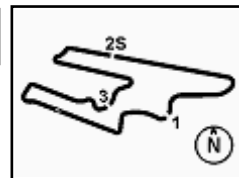
20° 78 H. OKUBO (1'56.451)							
Lap	Seg.1	Seg.2	Seg.3	Seg.4	Lap Time	km/h	Local Time
1		34.287	34.343	32.179	220,0	11:09'58.440	
2	29.356	32.728	30.700	30.279	2'03.063	241,1	11:12'01.503
3	27.141	31.823	29.647	29.542	1'58.153	251,7	11:13'59.656
4	26.169	31.193	29.358	29.731	1'56.451	254,1	11:15'56.107

14/10/2018 P = Pits In/Out - C = Lap Time Cancelled

These data/results cannot be reproduced, stored and/or transmitted in whole or in part by any manner of electronic, mechanical, photocopying, recording, broadcasting or otherwise now known or herein after developed without the previous express consent by the copyright owner, except for reproduction in daily press and regular printed publications on sale to the public within 60 days of the event related to those data/results and always provided that copyright symbol appears together as follows below.

© DORNA WSBK ORGANIZATION Srl 2018



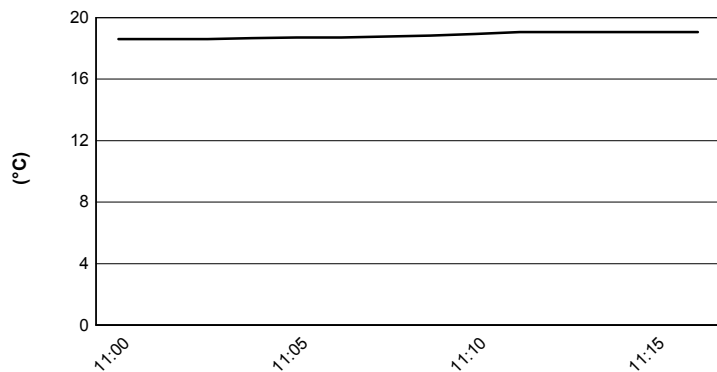


**MOTUL Argentinian Round, 12 - 14 October 2018**

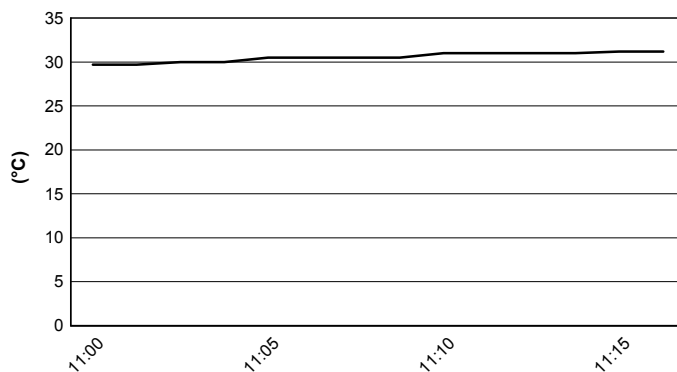
**World Supersport - Weather Report Warm Up**

Session started 11:00 - Session ended 11:16

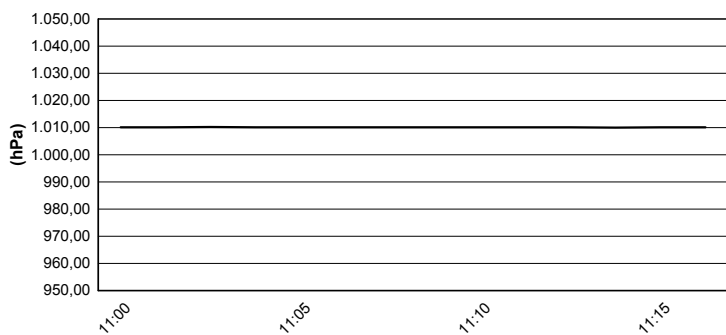
### Air Temperature



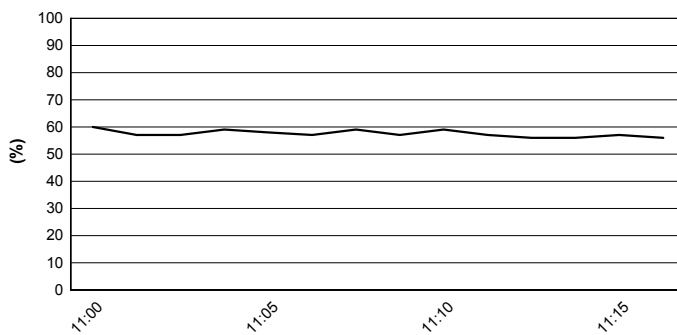
### Track Temperature



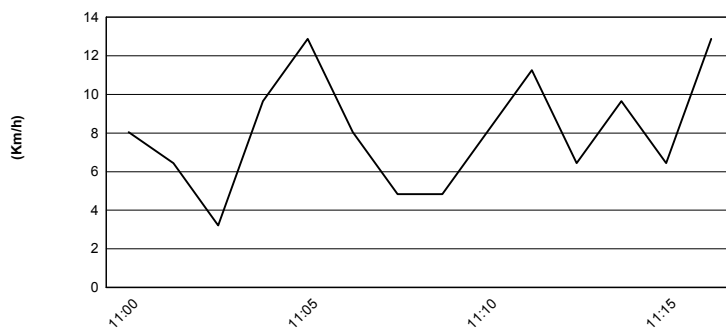
### Air Pressure



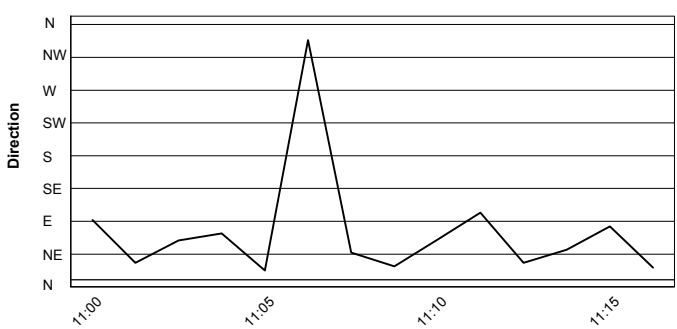
### Humidity



### Wind Speed



### Wind Direction

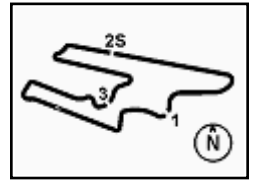


14/10/2018

These data/results cannot be reproduced, stored and/or transmitted in whole or in part by any manner of electronic, mechanical, photocopying, recording, broadcasting or otherwise now known or herein after developed without the previous express consent by the copyright owner, except for reproduction in daily press and regular printed publications on sale to the public within 60 days of the event related to those data/results and always provided that copyright symbol appears together as follows below.

© DORNA WSBK ORGANIZATION Srl 2018





## MOTUL Argentinian Round, 12 - 14 October 2018

### World Supersport - Starting Grid

19 Laps x 4,276 km = 81,244 km

3	<b>11</b> CORTESE S. Yamaha 1'43.399 SP2	2	<b>64</b> CARICASULO F. Yamaha 1'43.328 SP2	1	<b>144</b> MAHIAS L. Yamaha 1'43.026 SP2	1
6	<b>21</b> KRUMMENACHER R. Yamaha 1'43.976 SP2	5	<b>36</b> GRADINGER T. Yamaha 1'43.583 SP2	4	<b>16</b> CLUZEL J. Yamaha 1'43.485 SP2	2
9	<b>38</b> SOOMER H. Honda 1'44.505 SP2	8	<b>111</b> SMITH K. Honda 1'44.356 SP2	7	<b>6</b> PEROLARI C. Yamaha 1'44.076 SP2	3
12	<b>81</b> STAPLEFORD L. Yamaha 1'44.846 SP2	11	<b>3</b> DE ROSA R. MV Agusta 1'44.699 SP2	10	<b>84</b> CRESSON L. Yamaha 1'44.523 SP2	4
15	<b>88</b> STANGE C. Kawasaki 1'45.239 SP1	14	<b>98</b> BARBERA H. Kawasaki 1'44.816 SP1	13	<b>86</b> BADOVINI A. MV Agusta 1'44.802 SP1	5
18	<b>74</b> VAN SIKKELERUS J Honda 1'46.274 SP1	17	<b>56</b> SEBESTYEN P. Honda 1'45.900 SP1	16	<b>78</b> OKUBO H. Kawasaki 1'45.328 SP1	6
21	<b>10</b> CALERO N. Kawasaki 1'47.878 SP1	20	<b>34</b> ITURRIOZ J. Kawasaki 1'46.710 SP1	19	<b>49</b> HORNSEY S. Triumph 1'46.482 SP1	7
		23	<b>51</b> VAN STRAALEN G. Kawasaki SP1	22	<b>12</b> MURLEY A. Honda 1'48.460 SP1	8

14/10/2018 Jury President .....

These data/results cannot be reproduced, stored and/or transmitted in whole or in part by any manner of electronic, mechanical, photocopying, recording, broadcasting or otherwise now known or herein after developed without the previous express consent by the copyright owner, except for reproduction in daily press and regular printed publications on sale to the public within 60 days of the event related to those data/results and always provided that copyright symbol appears together as follows below.

© DORNA WSBK ORGANIZATION Srl 2018

**FKR PERUGIA TIMING**



Official Tyre Supplier



Official Timekeeper