

Australian Round, 23-24-25 February 2018 World Superbike - Results Race 1

Phillip Island 4.445 m

Laps 22 = 97,790 Km - Time of Race 33'40.354 - Avg. 174,249 km/h

1 / 2

Pos	Race	Grid	No. Rider	Nat	Team	Bike	Class	LL	Gap	Fastest Lap	Speed	Qualifying		Ranking		
												Time	Speed	R1	R2	Tot
1	3	33	M. MELANDRI	ITA	Aruba.it Racing - Ducati	Ducati Panigale R		22		1'31.182	310,3	1'30.660	305,9	25	25	1
2	1	66	T. SYKES	GBR	Kawasaki Racing Team WorldSBK	Kawasaki ZX-10RR		22	1.180	1'30.971	303,4	1'30.099	301,7	20	20	2
3	5	7	C. DAVIES	GBR	Aruba.it Racing - Ducati	Ducati Panigale R		22	9.265	1'31.295	313,0	1'31.009	307,7	16	16	3
4	7	12	X. FORES	ESP	Barni Racing Team	Ducati Panigale R	IND	22	9.821	1'31.370	310,3	1'31.080	305,1	13	13	4
5	6	1	J. REA	GBR	Kawasaki Racing Team WorldSBK	Kawasaki ZX-10RR		22	13.896	1'31.106	305,9	1'31.056	305,9	11	11	5
6	4	22	A. LOWES	GBR	Pata Yamaha Official WorldSBK Team	Yamaha YZF R1		22	17.028	1'31.400	311,2	1'30.767	302,5	10	10	6
7	11	2	L. CAMIER	GBR	Red Bull Honda World Superbike Team	Honda CBR1000RR		22	21.514	1'31.741	311,2		300,8	9	9	7
8	2	50	E. LAVERTY	IRL	Milwaukee Aprilia	Aprilia RSV4 RF		22	23.662	1'31.552	311,2	1'30.339	305,1	8	8	8
9	8	60	M. VAN DER MARK	NED	Pata Yamaha Official WorldSBK Team	Yamaha YZF R1		22	27.430	1'31.329	308,6	1'31.240	300,8	7	7	9
10	17	36	L. MERCADO	ARG	Orelac Racing VerdNatura	Kawasaki ZX-10RR	IND	22	27.446	1'32.057	311,2	1'32.386	300,8	6	6	10
11	14	76	L. BAZ	FRA	GULF ALTHEA BMW Racing Team	BMW S 1000 RR		22	27.748	1'31.839	305,1	1'32.016	302,5	5	5	11
12	13	45	J. GAGNE	USA	Red Bull Honda World Superbike Team	Honda CBR1000RR		22	28.466	1'32.095	306,8	1'31.957	302,5	4	4	12
13	9	54	T. RAZGATLIOGLU	TUR	Kawasaki Puccetti Racing	Kawasaki ZX-10RR	IND	22	30.000	1'31.640	310,3	1'31.581	301,7	3	3	13
14	15	40	R. RAMOS	ESP	Team GoEleven Kawasaki	Kawasaki ZX-10RR	IND	22	53.619	1'32.086	306,8	1'32.161	303,4	2	2	14
15	20	37	O. JEZEK	CZE	Guandalini Racing	Yamaha YZF R1	IND	22	1'02.682	1'33.516	305,9	1'33.088	303,4	1	1	15
16	22	99	P. JACOBSEN	USA	TripleM Honda World Superbike Team	Honda CBR1000RR	IND	22	1'09.775	1'33.632	297,5	1'33.875	295,9			
-----Not Classified-----																
RET	12	81	J. TORRES	ESP	MV Agusta Reparto Corse	MV Agusta 1000 F4		19	3 Laps	1'31.918	308,6		300,0			
RET	19	17	T. HERFOSS	AUS	Penrite Honda	Honda CBR1000RR	IND	19	3 Laps	1'32.467	298,3	1'32.640	292,7			
RET	18	68	Y. HERNANDEZ	COL	Team Pedercini Racing	Kawasaki ZX-10RR	IND	13	9 Laps	1'32.817	308,6	1'32.554	299,2			
RET	21	25	D. FALZON	AUS	Yamaha Racing Team	Yamaha YZF R1	IND	9	13 Laps	1'33.428	294,3	1'33.126	295,1			
RET	16	47	W. MAXWELL	AUS	Yamaha Racing Team	Yamaha YZF R1	IND	1	21 Laps		297,5	1'32.193	288,8			

AIR	Humidity:	79%	Temp:	20°C
TRACK	Condition:	Dry	Temp:	31°C

Records	Pole (SP2)	2017	J.Rea	1'29.573	178,65 Km/h
	Race (RC1)	2014	C.Davies	1'30.949	175,94 Km/h
	Circuit (SP2)	2017	J.Rea	1'29.573	178,65 Km/h
Race Fastest Lap	Lap 2		T.Sykes	1'30.971	175,90 Km/h

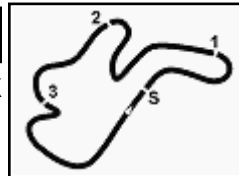
LAP LEADERS					
No.	Rider	From	To	Laps	Total
66	T. SYKES	1	18	18	18
33	M. MELANDRI	19	22	4	4

TOTAL LEADER LAPS		
No.	Rider	Laps
66	T. SYKES	18
33	M. MELANDRI	4

Start 15:00 End 15:35 The results are provisional until the end of the time limit for protests and appeals and the completion of the technical checks.

24/02/2018 15:00 15:35 These data/results cannot be reproduced, stored and/or transmitted in whole or in part by any manner of electronic, mechanical, photocopying, recording, broadcasting or otherwise now known or herein after developed without the previous express consent by the copyright owner, except for reproduction in daily press and regular printed publications on sale to the public within 60 days of the event related to those data/results and always provided that copyright symbol appears together as follows below.

© DORNA WSBK ORGANIZATION Srl 2018



Australian Round, 23-24-25 February 2018 World Superbike - Results Race 1

Race Highlights

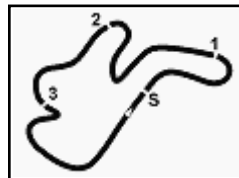
Time	No. Rider	Description
14.58.03		Warm-up Lap Start
15.00.41		Start
15.02.28		No Jump Start
15.03.31	47 Maxwell	Crashed - Turn 9
15.03.54	47 Maxwell	Re-joined
15.04.19	47 Maxwell	Entered Pits
15.05.00	47 Maxwell	Retired
15.16.16	25 Falzon	Entered Pits
15.17.29	25 Falzon	Retired
15.21.56	68 Hernandez	Crashed - Turn 6
15.23.09	68 Hernandez	Out
15.31.08	81 Torres	Technical Problem - Turn 4
15.32.08	81 Torres	Out
15.33.05	17 Herfoss	Technical Problem - Turn 2
15.33.20	17 Herfoss	Out
15.35.23		End Of Session

Start End The results are provisional until the end of the time limit for protests and appeals
24/02/2018 15:00 15:35 and the completion of the technical checks.

These data/results cannot be reproduced, stored and/or transmitted in whole or in part by any manner of electronic, mechanical, photocopying, recording, broadcasting or otherwise now known or herein after developed without the previous express consent by the copyright owner, except for reproduction in daily press and regular printed publications on sale to the public within 60 days of the event related to those data/results and always provided that copyright symbol appears together as follows below.

© DORNA WSBK ORGANIZATION Srl 2018





Phillip Island 4.445 m

1 / 3

Australian Round, 23-24-25 February 2018
World Superbike - Lap Chart Race 1

	Lap																					
	1	2	3	4	5	6	7	8	9	10	11	12	13	14	15	16	17	18	19	20	21	22
1	66	66	66	66	66	66	66	66	66	66	66	66	66	66	66	66	66	66	33	33	33	33
2	1	1	1	1	1	1	1	1	1	1	1	1	1	1	33	33	33	33	66	66	66	66
3	33	33	33	33	33	33	33	33	33	33	33	33	33	33	1	1	1	1	1	1	7	7
4	50	50	12	12	12	12	12	12	12	12	12	12	12	12	12	12	12	12	12	7	12	12
5	12	12	50	7	7	7	7	7	7	7	7	7	60	60	7	7	7	7	7	12	1	1
6	7	7	7	50	50	50	50	50	60	60	60	7	7	60	60	22	22	22	22	22	22	22
7	22	22	22	60	60	60	60	60	50	22	22	22	22	22	22	60	60	60	2	2	2	2
8	60	60	60	22	22	22	22	22	22	50	50	50	50	2	2	2	2	2	60	50	50	50
9	76	76	76	76	76	2	2	2	2	2	2	2	2	50	50	50	50	50	50	60	60	60
10	2	2	2	2	2	76	76	76	76	81	81	81	81	81	81	81	81	81	81	36	36	36
11	36	54	54	54	54	54	81	81	54	76	76	76	76	76	36	36	36	36	36	76	76	76
12	54	81	81	81	81	81	54	54	81	54	54	54	54	36	45	45	45	76	76	45	45	45
13	81	36	40	40	40	36	36	45	45	45	45	36	36	45	76	76	76	45	45	54	54	54
14	45	45	45	45	45	40	45	36	36	36	36	45	45	54	54	54	54	54	54	40	40	40
15	40	40	36	36	36	45	40	40	40	40	40	40	40	40	40	40	40	40	40	37	37	37
16	68	17	17	17	68	68	68	68	68	68	68	68	68	37	37	37	37	37	37	99	99	99
17	17	68	68	68	17	17	17	17	37	37	37	37	37	99	99	99	17	99	99			
18	37	37	37	37	37	37	37	37	17	17	17	17	99	17	17	17	99	17	17			
19	47	25	25	25	25	99	99	99	99	99	99	99	17									
20	25	99	99	99	99	25	25	25														
21	99																					

Final Result		
1	33 M. MELANDRI	Laps 22
2	66 T. SYKES	1.180
3	7 C. DAVIES	9.265
4	12 X. FORES	9.821
5	1 J. REA	13.896
6	22 A. LOWES	17.028
7	2 L. CAMIER	21.514
8	50 E. LAVERTY	23.662
9	60 M. VAN DER MARK	27.430
10	36 L. MERCADO	27.446
11	76 L. BAZ	27.748
12	45 J. GAGNE	28.466
13	54 T. RAZGATLIOGLU	30.000
14	40 R. RAMOS	53.619
15	37 O. JEZEK	1'02.682
16	99 P. JACOBSEN	1'09.775
RET	81 J. TORRES	3 Laps
RET	17 T. HERFOSS	3 Laps
RET	68 Y. HERNANDEZ	9 Laps
RET	25 D. FALZON	13 Laps
RET	47 W. MAXWELL	21 Laps

24/02/2018

These data/results cannot be reproduced, stored and/or transmitted in whole or in part by any manner of electronic, mechanical, photocopying, recording, broadcasting or otherwise now known or herein after developed without the previous express consent by the copyright owner, except for reproduction in daily press and regular printed publications on sale to the public within 60 days of the event related to those data/results and always provided that copyright symbol appears together as follows below.

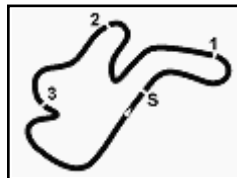
© DORNA WSBK ORGANIZATION Srl 2018

FCR PERUGIA TIMING


Official Tyre Supplier



Official Timekeeper



Phillip Island 4.445 m

Australian Round, 23-24-25 February 2018
World Superbike - Lap Chart Race 1
2 / 3
Lap 1

1	66 T.Sykes	
2	1 J.Rea	1.068
3	33 M.Melandri	1.126
4	50 E.Laverty	1.456
5	12 X.Fores	1.834
6	7 C.Davies	2.241
7	22 A.Lowes	2.925
8	60 M.van der Mark	3.143
9	76 L.Baz	3.169
10	2 L.Camier	3.433
11	36 L.Mercado	3.578
12	54 T.Razgatioglu	3.655
13	81 J.Torres	3.854
14	45 J.Gagne	4.033
15	40 R.Ramos	4.454
16	68 Y.Hernandez	4.600
17	17 T.Herfoss	4.694
18	37 O.Jezek	5.076
19	47 W.Maxwell	5.138
20	25 D.Falzon	5.784
21	99 P.Jacobsen	6.010

Lap 2

1	66 T.Sykes	
2	1 J.Rea	1.323
3	33 M.Melandri	1.348
4	50 E.Laverty	2.212
5	12 X.Fores	2.239
6	7 C.Davies	2.565
7	22 A.Lowes	3.475
8	60 M.van der Mark	3.501
9	76 L.Baz	4.037
10	2 L.Camier	4.203
11	54 T.Razgatioglu	4.324
12	81 J.Torres	4.801
13	36 L.Mercado	5.028
14	45 J.Gagne	5.173
15	40 R.Ramos	5.569
16	17 T.Herfoss	6.190
17	68 Y.Hernandez	6.763
18	37 O.Jezek	7.717
19	25 D.Falzon	8.241
20	99 P.Jacobsen	8.671

Lap 3

1	66 T.Sykes	
2	1 J.Rea	1.422
3	33 M.Melandri	1.640
4	12 X.Fores	2.627
5	50 E.Laverty	3.014
6	7 C.Davies	3.237
7	22 A.Lowes	4.167
8	60 M.van der Mark	4.198
9	76 L.Baz	5.104
10	2 L.Camier	5.155
11	54 T.Razgatioglu	5.289
12	81 J.Torres	5.648
13	40 R.Ramos	6.636
14	45 J.Gagne	6.976
15	36 L.Mercado	7.344
16	17 T.Herfoss	7.742
17	68 Y.Hernandez	8.380
18	37 O.Jezek	10.054
19	25 D.Falzon	10.660
20	99 P.Jacobsen	11.228

Lap 4

1	66 T.Sykes	
2	1 J.Rea	1.599
3	33 M.Melandri	1.813
4	12 X.Fores	2.944
5	7 C.Davies	3.465
6	50 E.Laverty	3.552

7	60 M.van der Mark	4.435
8	22 A.Lowes	4.732
9	76 L.Baz	5.970
10	2 L.Camier	5.995
11	54 T.Razgatioglu	6.303
12	81 J.Torres	6.343
13	40 R.Ramos	7.570
14	45 J.Gagne	7.722
15	36 L.Mercado	8.052
16	17 T.Herfoss	9.527
17	68 Y.Hernandez	9.848
18	37 O.Jezek	12.400
19	25 D.Falzon	13.237
20	99 P.Jacobsen	13.644

Lap 5

1	66 T.Sykes	
2	1 J.Rea	1.488
3	33 M.Melandri	1.764
4	12 X.Fores	3.172
5	7 C.Davies	3.451
6	50 E.Laverty	3.719
7	60 M.van der Mark	4.558
8	22 A.Lowes	4.711
9	76 L.Baz	6.876
10	2 L.Camier	6.942
11	54 T.Razgatioglu	6.942
12	81 J.Torres	7.069
13	40 R.Ramos	8.530
14	45 J.Gagne	8.565
15	36 L.Mercado	8.799
16	68 Y.Hernandez	11.650
17	17 T.Herfoss	12.388
18	37 O.Jezek	14.527
19	25 D.Falzon	15.790
20	99 P.Jacobsen	15.884

Lap 6

1	66 T.Sykes	
2	1 J.Rea	1.062
3	33 M.Melandri	1.582
4	12 X.Fores	3.010
5	7 C.Davies	3.490
6	50 E.Laverty	3.739
7	60 M.van der Mark	4.498
8	22 A.Lowes	4.873
9	2 L.Camier	7.448
10	76 L.Baz	7.769
11	54 T.Razgatioglu	7.773
12	81 J.Torres	7.834
13	36 L.Mercado	9.778
14	40 R.Ramos	9.798
15	45 J.Gagne	9.829
16	68 Y.Hernandez	13.343
17	17 T.Herfoss	14.766
18	37 O.Jezek	16.548
19	99 P.Jacobsen	18.338
20	25 D.Falzon	18.810

Lap 7

1	66 T.Sykes	
2	1 J.Rea	0.796
3	33 M.Melandri	1.178
4	12 X.Fores	3.084
5	7 C.Davies	3.693
6	50 E.Laverty	4.048
7	60 M.van der Mark	4.475
8	22 A.Lowes	5.243
9	2 L.Camier	7.682
10	76 L.Baz	8.515
11	81 J.Torres	8.559
12	54 T.Razgatioglu	8.579
13	36 L.Mercado	10.832
14	45 J.Gagne	10.908
15	40 R.Ramos	11.408

16	68 Y.Hernandez	14.851
17	17 T.Herfoss	17.326
18	37 O.Jezek	18.870
19	99 P.Jacobsen	20.666
20	25 D.Falzon	21.357

Lap 8

1	66 T.Sykes	
2	1 J.Rea	0.680
3	33 M.Melandri	0.924
4	12 X.Fores	3.248
5	7 C.Davies	4.022
6	50 E.Laverty	4.760
7	60 M.van der Mark	4.810
8	22 A.Lowes	5.331
9	2 L.Camier	8.185
10	76 L.Baz	9.455
11	81 J.Torres	9.534
12	54 T.Razgatioglu	9.641
13	45 J.Gagne	11.526
14	36 L.Mercado	11.951
15	40 R.Ramos	12.334
16	68 Y.Hernandez	16.529
17	17 T.Herfoss	19.865
18	37 O.Jezek	20.758
19	99 P.Jacobsen	23.437
20	25 D.Falzon	24.213

Lap 9

1	66 T.Sykes	
2	1 J.Rea	0.671
3	33 M.Melandri	0.848
4	12 X.Fores	3.864
5	7 C.Davies	4.360
6	60 M.van der Mark	5.014
7	50 E.Laverty	5.321
8	22 A.Lowes	5.449
9	2 L.Camier	8.574
10	76 L.Baz	10.758
11	54 T.Razgatioglu	10.861
12	81 J.Torres	11.115
13	45 J.Gagne	12.318
14	36 L.Mercado	12.715
15	40 R.Ramos	13.623
16	68 Y.Hernandez	18.476
17	37 O.Jezek	22.960
18	17 T.Herfoss	22.963
19	99 P.Jacobsen	26.517
20	25 D.Falzon	27.425

Lap 10

1	66 T.Sykes	
2	1 J.Rea	0.486
3	33 M.Melandri	0.730
4	12 X.Fores	4.289
5	7 C.Davies	4.673
6	60 M.van der Mark	4.974
7	22 A.Lowes	6.284
8	50 E.Laverty	6.648
9	2 L.Camier	9.115
10	81 J.Torres	12.307
11	76 L.Baz	12.619
12	54 T.Razgatioglu	12.838
13	45 J.Gagne	13.502
14	36 L.Mercado	13.741
15	40 R.Ramos	15.013
16	68 Y.Hernandez	20.509
17	37 O.Jezek	25.572
18	17 T.Herfoss	26.161
19	99 P.Jacobsen	29.865

Lap 11

1	66 T.Sykes	
2	1 J.Rea	0.630

Lap 12

1	66 T.Sykes	
2	1 J.Rea	0.937
3	33 M.Melandri	0.999
4	12 X.Fores	5.331
5	60 M.van der Mark	6.151
6	7 C.Davies	6.303
7	22 A.Lowes	7.662
8	50 E.Laverty	8.795
9	2 L.Camier	10.207
10	81 J.Torres	14.403
11	76 L.Baz	15.521
12	54 T.Razgatioglu	15.563
13	36 L.Mercado	15.668
14	45 J.Gagne	15.935
15	40 R.Ramos	18.540
16	68 Y.Hernandez	24.954
17	37 O.Jezek	31.267
18	17 T.Herfoss	34.886
19	99 P.Jacobsen	35.943

Lap 13

1	66 T.Sykes	
2	1 J.Rea	0.971
3	33 M.Melandri	1.166
4	12 X.Fores	6.142
5	60 M.van der Mark	7.333
6	7 C.Davies	7.541
7	22 A.Lowes	8.532
8	50 E.Laverty	10.193
9	2 L.Camier	10.899
10	81 J.Torres	15.429
11	76 L.Baz	16.758
12	54 T.Razgatioglu	16.810
13	36 L.Mercado	17.011
14	45 J.Gagne	17.034
15	40 R.Ramos	20.269
16	68 Y.Hernandez	27.272
17	37 O.Jezek	33.958
18	99 P.Jacobsen	39.104
19	17 T.Herfoss	39.632

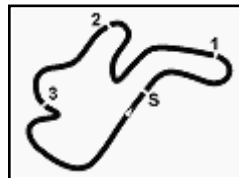
Lap 14

1	66 T.Sykes	
2	1 J.Rea	0.955
3	33 M.Melandri	1.058
4	12 X.Fores	6.529
5	7 C.Davies	8.058
6	60 M.van der Mark	8.337
7	22 A.Lowes	9.179
8	2 L.Camier	12.016
9	50 E.Laverty	12.288
10	81 J.Torres	16.195
11	76 L.Baz	18.399
12	36 L.Mercado	18.405
13	45 J.Gagne	18.487
14	54 T.Razgatioglu	19.494

24/02/2018

These data/results cannot be reproduced, stored and/or transmitted in whole or in part by any manner of electronic, mechanical, photocopying, recording, broadcasting or otherwise now known or herein after developed without the previous express consent by the copyright owner, except for reproduction in daily press and regular printed publications on sale to the public within 60 days of the event related to those data/results and always provided that copyright symbol appears together as follows below.

© DORNA WSBK ORGANIZATION Srl 2018



Phillip Island 4.445 m

Australian Round, 23-24-25 February 2018
World Superbike - Lap Chart Race 1

15	40	R.Ramos	22.518
16	37	O.Jezek	37.012
17	99	P.Jacobsen	42.802
18	17	T.Herfoss	43.197

9	50	E.Laverty	17.367
10	81	J.Torres	18.938
11	36	L.Mercado	23.059
12	76	L.Baz	23.262
13	45	J.Gagne	23.492
14	54	T.Razgatioglu	23.931
15	40	R.Ramos	34.504
16	37	O.Jezek	48.029
17	99	P.Jacobsen	54.873
18	17	T.Herfoss	55.335

7	2	L.Camier	21.514
8	50	E.Laverty	23.662
9	60	M.van der Mark	27.430
10	36	L.Mercado	27.446
11	76	L.Baz	27.748
12	45	J.Gagne	28.466
13	54	T.Razgatioglu	30.000
14	40	R.Ramos	53.619
15	37	O.Jezek	1'02.682
16	99	P.Jacobsen	1'09.775

Lap 15

1	66	T.Sykes	
2	33	M.Melandri	0.926
3	1	J.Rea	1.392
4	12	X.Fores	6.812
5	7	C.Davies	8.303
6	60	M.van der Mark	8.857
7	22	A.Lowes	9.431
8	2	L.Camier	12.436
9	50	E.Laverty	13.259
10	81	J.Torres	16.762
11	36	L.Mercado	19.428
12	45	J.Gagne	19.590
13	76	L.Baz	19.971
14	54	T.Razgatioglu	20.283
15	40	R.Ramos	24.557
16	37	O.Jezek	39.572
17	99	P.Jacobsen	45.561
18	17	T.Herfoss	45.725

Lap 19

1	33	M.Melandri	
2	66	T.Sykes	0.568
3	1	J.Rea	4.419
4	12	X.Fores	8.883
5	7	C.Davies	9.021
6	22	A.Lowes	12.926
7	2	L.Camier	16.104
8	60	M.van der Mark	16.415
9	50	E.Laverty	18.513
10	81	J.Torres	19.515
11	36	L.Mercado	24.223
12	76	L.Baz	24.626
13	45	J.Gagne	24.776
14	54	T.Razgatioglu	25.194
15	40	R.Ramos	38.204
16	37	O.Jezek	50.572
17	99	P.Jacobsen	58.969
18	17	T.Herfoss	1'02.330

Lap 16

1	66	T.Sykes	
2	33	M.Melandri	0.597
3	1	J.Rea	1.163
4	12	X.Fores	7.538
5	7	C.Davies	8.413
6	22	A.Lowes	9.928
7	60	M.van der Mark	9.992
8	2	L.Camier	13.255
9	50	E.Laverty	14.544
10	81	J.Torres	17.540
11	36	L.Mercado	20.595
12	45	J.Gagne	21.075
13	76	L.Baz	21.083
14	54	T.Razgatioglu	21.567
15	40	R.Ramos	27.466
16	37	O.Jezek	42.382
17	99	P.Jacobsen	48.695
18	17	T.Herfoss	48.834

Lap 20

1	33	M.Melandri	
2	66	T.Sykes	0.911
3	1	J.Rea	7.348
4	7	C.Davies	9.379
5	12	X.Fores	9.639
6	22	A.Lowes	14.597
7	2	L.Camier	18.236
8	50	E.Laverty	20.209
9	60	M.van der Mark	20.230
10	36	L.Mercado	25.592
11	76	L.Baz	25.932
12	45	J.Gagne	26.222
13	54	T.Razgatioglu	26.842
14	40	R.Ramos	43.027
15	37	O.Jezek	54.066
16	99	P.Jacobsen	1'02.674

Lap 17

1	66	T.Sykes	
2	33	M.Melandri	0.275
3	1	J.Rea	1.379
4	12	X.Fores	8.191
5	7	C.Davies	8.494
6	22	A.Lowes	11.554
7	60	M.van der Mark	11.806
8	2	L.Camier	13.947
9	50	E.Laverty	16.022
10	81	J.Torres	18.370
11	36	L.Mercado	22.092
12	45	J.Gagne	22.209
13	76	L.Baz	22.627
14	54	T.Razgatioglu	22.672
15	40	R.Ramos	30.610
16	37	O.Jezek	45.471
17	17	T.Herfoss	51.920
18	99	P.Jacobsen	51.958

Lap 21

1	33	M.Melandri	
2	66	T.Sykes	1.214
3	7	C.Davies	9.745
4	12	X.Fores	10.184
5	1	J.Rea	10.936
6	22	A.Lowes	15.983
7	2	L.Camier	20.121
8	50	E.Laverty	22.196
9	60	M.van der Mark	24.183
10	36	L.Mercado	27.168
11	76	L.Baz	27.213
12	45	J.Gagne	27.546
13	54	T.Razgatioglu	27.998
14	40	R.Ramos	48.056
15	37	O.Jezek	57.876
16	99	P.Jacobsen	1'06.471

Lap 18

1	66	T.Sykes	
2	33	M.Melandri	0.044
3	1	J.Rea	2.302
4	12	X.Fores	8.401
5	7	C.Davies	8.647
6	22	A.Lowes	12.033
7	60	M.van der Mark	13.472
8	2	L.Camier	14.951

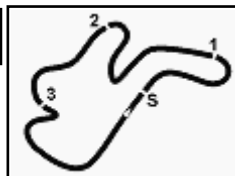
Lap 22

1	33	M.Melandri	
2	66	T.Sykes	1.180
3	7	C.Davies	9.265
4	12	X.Fores	9.821
5	1	J.Rea	13.896
6	22	A.Lowes	17.028

24/02/2018

These data/results cannot be reproduced, stored and/or transmitted in whole or in part by any manner of electronic, mechanical, photocopying, recording, broadcasting or otherwise now known or herein after developed without the previous express consent by the copyright owner, except for reproduction in daily press and regular printed publications on sale to the public within 60 days of the event related to those data/results and always provided that copyright symbol appears together as follows below.

© DORNA WSBK ORGANIZATION Srl 2018



Australian Round, 23-24-25 February 2018 World Superbike - Best Sector & Speed Race 1

RESULTS

1	33 M. MELANDRI	Ducati Panigale R	Laps 22
2	66 T. SYKES	Kawasaki ZX-10RR	1.180
3	7 C. DAVIES	Ducati Panigale R	9.265
4	12 X. FORES	Ducati Panigale R	9.821
5	1 J. REA	Kawasaki ZX-10RR	13.896
6	22 A. LOWES	Yamaha YZF R1	17.028
7	2 L. CAMIER	Honda CBR1000RR	21.514
8	50 E. LAVERTY	Aprilia RSV4 RF	23.662
9	60 M. VAN DER MARK	Yamaha YZF R1	27.430
10	36 L. MERCADO	Kawasaki ZX-10RR	27.446
11	76 L. BAZ	BMW S 1000 RR	27.748
12	45 J. GAGNE	Honda CBR1000RR	28.466
13	54 T. RAZGATLIOGLU	Kawasaki ZX-10RR	30.000
14	40 R. RAMOS	Kawasaki ZX-10RR	53.619
15	37 O. JEZEK	Yamaha YZF R1	1'02.682
16	99 P. JACOBSEN	Honda CBR1000RR	1'09.775
RET	81 J. TORRES	MV Agusta 1000 F4	3 Laps
RET	17 T. HERFOSS	Honda CBR1000RR	3 Laps
RET	68 Y. HERNANDEZ	Kawasaki ZX-10RR	9 Laps
RET	25 D. FALZON	Yamaha YZF R1	13 Laps
RET	47 W. MAXWELL	Yamaha YZF R1	21 Laps

SPEED

1	7 C. DAVIES	Ducati Panigale R	313,0
2	50 E. LAVERTY	Aprilia RSV4 RF	311,2
3	2 L. CAMIER	Honda CBR1000RR	311,2
4	36 L. MERCADO	Kawasaki ZX-10RR	311,2
5	22 A. LOWES	Yamaha YZF R1	311,2
6	12 X. FORES	Ducati Panigale R	310,3
7	54 T. RAZGATLIOGLU	Kawasaki ZX-10RR	310,3
8	33 M. MELANDRI	Ducati Panigale R	310,3
9	68 Y. HERNANDEZ	Kawasaki ZX-10RR	308,6
10	60 M. VAN DER MARK	Yamaha YZF R1	308,6
11	81 J. TORRES	MV Agusta 1000 F4	308,6
12	40 R. RAMOS	Kawasaki ZX-10RR	306,8
13	45 J. GAGNE	Honda CBR1000RR	306,8
14	37 O. JEZEK	Yamaha YZF R1	305,9
15	1 J. REA	Kawasaki ZX-10RR	305,9
16	76 L. BAZ	BMW S 1000 RR	305,1
17	66 T. SYKES	Kawasaki ZX-10RR	303,4
18	17 T. HERFOSS	Honda CBR1000RR	298,3
19	47 W. MAXWELL	Yamaha YZF R1	297,5
20	99 P. JACOBSEN	Honda CBR1000RR	297,5
21	25 D. FALZON	Yamaha YZF R1	294,3

SEG. 1

1	7 C. DAVIES	21.688
2	60 M. VAN DER MARK	21.700
3	1 J. REA	21.724
4	12 X. FORES	21.741
5	66 T. SYKES	21.761
6	22 A. LOWES	21.763
7	76 L. BAZ	21.809
8	33 M. MELANDRI	21.809
9	50 E. LAVERTY	21.837
10	54 T. RAZGATLIOGLU	21.849
11	2 L. CAMIER	21.912
12	81 J. TORRES	21.914
13	45 J. GAGNE	21.923
14	40 R. RAMOS	21.977
15	36 L. MERCADO	22.068
16	68 Y. HERNANDEZ	22.122
17	17 T. HERFOSS	22.198
18	47 W. MAXWELL	22.210
19	25 D. FALZON	22.222
20	99 P. JACOBSEN	22.245
21	37 O. JEZEK	22.325

SEG. 2

1	66 T. SYKES	26.161
2	1 J. REA	26.167
3	33 M. MELANDRI	26.211
4	50 E. LAVERTY	26.317
5	2 L. CAMIER	26.326
6	7 C. DAVIES	26.331
7	60 M. VAN DER MARK	26.351
8	22 A. LOWES	26.372
9	12 X. FORES	26.404
10	40 R. RAMOS	26.499
11	81 J. TORRES	26.509
12	76 L. BAZ	26.519
13	36 L. MERCADO	26.570
14	54 T. RAZGATLIOGLU	26.612
15	45 J. GAGNE	26.627
16	17 T. HERFOSS	26.645
17	68 Y. HERNANDEZ	26.762
18	37 O. JEZEK	26.865
19	47 W. MAXWELL	26.929
20	99 P. JACOBSEN	26.949
21	25 D. FALZON	27.030

SEG. 3

1	66 T. SYKES	17.343
2	12 X. FORES	17.351
3	1 J. REA	17.424
4	60 M. VAN DER MARK	17.491
5	33 M. MELANDRI	17.503
6	22 A. LOWES	17.513
7	50 E. LAVERTY	17.529
8	45 J. GAGNE	17.546
9	7 C. DAVIES	17.556
10	36 L. MERCADO	17.572
11	2 L. CAMIER	17.575
12	76 L. BAZ	17.591
13	17 T. HERFOSS	17.608
14	81 J. TORRES	17.627
15	40 R. RAMOS	17.627
16	54 T. RAZGATLIOGLU	17.639
17	68 Y. HERNANDEZ	17.710
18	99 P. JACOBSEN	17.938
19	47 W. MAXWELL	17.955
20	37 O. JEZEK	17.979
21	25 D. FALZON	18.037

SEG. 4

1	33 M. MELANDRI	25.266
2	50 E. LAVERTY	25.272
3	66 T. SYKES	25.483
4	12 X. FORES	25.493
5	7 C. DAVIES	25.511
6	54 T. RAZGATLIOGLU	25.529
7	2 L. CAMIER	25.573
8	1 J. REA	25.580
9	60 M. VAN DER MARK	25.609
10	22 A. LOWES	25.620
11	45 J. GAGNE	25.623
12	40 R. RAMOS	25.656
13	81 J. TORRES	25.669
14	36 L. MERCADO	25.737
15	76 L. BAZ	25.765
16	68 Y. HERNANDEZ	25.805
17	17 T. HERFOSS	25.821
18	25 D. FALZON	26.030
19	47 W. MAXWELL	26.056
20	37 O. JEZEK	26.137
21	99 P. JACOBSEN	26.176

24/02/2018

These data/results cannot be reproduced, stored and/or transmitted in whole or in part by any manner of electronic, mechanical, photocopying, recording, broadcasting or otherwise now known or herein after developed without the previous express consent by the copyright owner, except for reproduction in daily press and regular printed publications on sale to the public within 60 days of the event related to those data/results and always provided that copyright symbol appears together as follows below.

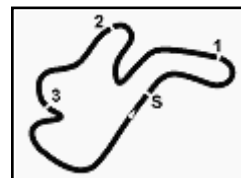
© DORNA WSBK ORGANIZATION Srl 2018

FICR PERUGIA TIMING


Official Tyre Supplier



Official Timekeeper



Phillip Island 4.445 m

Australian Round, 23-24-25 February 2018
World Superbike - Chronological Analysis Race 1

Start at 15:00'29.078

1 / 4

1° 33 M. MELANDRI (1'31.182)							
Lap	Seg.1	Seg.2	Seg.3	Seg.4	Lap Time	km/h	Local Time
1		26.454	17.616	25.266	1'37.223		15:02'06.301
2	22.052	26.214	17.503	25.424	1'31.193	304,2	15:03'37.494
3	22.005	26.480	17.618	25.505	1'31.608	302,5	15:05'09.102
4	21.923	26.502	17.567	25.530	1'31.522	310,3	15:06'40.624
5	21.979	26.338	17.531	25.524	1'31.372	310,3	15:08'11.996
6	21.883	26.322	17.593	25.552	1'31.350	307,7	15:09'43.346
7	21.872	26.211	17.523	25.576	1'31.182	305,9	15:11'14.528
8	21.833	26.281	17.561	25.699	1'31.374	305,1	15:12'45.902
9	21.822	26.325	17.552	25.678	1'31.377	308,6	15:14'17.279
10	21.809	26.381	17.560	25.528	1'31.278	307,7	15:15'48.557
11	21.946	26.346	17.608	25.548	1'31.448	310,3	15:17'20.005
12	21.879	26.493	17.622	25.514	1'31.508	306,8	15:18'51.513
13	21.998	26.511	17.524	25.559	1'31.592	305,9	15:20'23.105
14	21.893	26.356	17.582	25.522	1'31.357	307,7	15:21'54.462
15	21.960	26.520	17.676	25.544	1'31.700	309,5	15:23'26.162
16	21.877	26.342	17.607	25.534	1'31.360	305,9	15:24'57.522
17	21.854	26.277	17.630	25.654	1'31.415	303,4	15:26'28.937
18	22.022	26.595	17.735	25.540	1'31.892	308,6	15:28'00.829
19	21.959	26.568	17.732	25.745	1'32.004	303,4	15:29'32.833
20	21.981	26.462	17.707	25.677	1'31.827	302,5	15:31'04.660
21	22.018	26.484	17.717	25.859	1'32.078	300,8	15:32'36.738
22	22.158	26.587	17.979	25.970	1'32.694	295,9	15:34'09.432

13	22.151	26.725	17.827	25.960	1'32.663	310,3	15:20'29.480
14	21.989	26.417	17.694	25.882	1'31.982	310,3	15:22'01.462
15	22.155	26.453	17.658	25.811	1'32.077	304,2	15:23'33.539
16	21.876	26.423	17.669	25.831	1'31.799	306,8	15:25'05.338
17	21.838	26.479	17.686	25.815	1'31.818	306,8	15:26'37.156
18	21.924	26.650	17.663	26.039	1'32.276	310,3	15:28'09.432
19	21.980	26.850	17.751	25.841	1'32.422	308,6	15:29'41.854
20	22.001	26.576	17.790	25.818	1'32.185	308,6	15:31'14.039
21	22.061	26.663	17.738	25.982	1'32.444	305,9	15:32'46.483
22	22.106	26.589	17.751	25.768	1'32.214	303,4	15:34'18.697

2° 66 T. SYKES (1'30.971)							
Lap	Seg.1	Seg.2	Seg.3	Seg.4	Lap Time	km/h	Local Time
1		26.161	17.343	25.483	1'36.097		15:02'05.175
2	21.761	26.191	17.431	25.588	1'30.971	300,0	15:03'36.146
3	21.875	26.281	17.475	25.685	1'31.316	298,3	15:05'07.462
4	21.810	26.247	17.585	25.707	1'31.349	300,0	15:06'38.811
5	21.836	26.358	17.470	25.757	1'31.421	300,0	15:08'10.232
6	21.900	26.330	17.601	25.701	1'31.532	299,2	15:09'41.764
7	21.929	26.274	17.565	25.818	1'31.586	299,2	15:11'13.350
8	21.944	26.266	17.550	25.868	1'31.628	298,3	15:12'44.978
9	21.853	26.287	17.520	25.793	1'31.453	299,2	15:14'16.431
10	21.846	26.257	17.506	25.787	1'31.396	300,8	15:15'47.827
11	21.883	26.263	17.466	25.701	1'31.313	300,8	15:17'19.140
12	21.891	26.289	17.482	25.712	1'31.374	299,2	15:18'50.514
13	21.882	26.339	17.494	25.710	1'31.425	303,4	15:20'21.939
14	21.956	26.297	17.439	25.773	1'31.465	299,2	15:21'53.404
15	21.948	26.499	17.565	25.820	1'31.832	298,3	15:23'25.236
16	21.937	26.350	17.546	25.856	1'31.689	299,2	15:24'56.925
17	21.851	26.377	17.679	25.830	1'31.737	299,2	15:26'28.662
18	22.015	26.506	17.613	25.989	1'32.123	300,8	15:28'00.785
19	22.318	26.614	17.670	26.014	1'32.616	297,5	15:29'33.401
20	22.006	26.486	17.692	25.986	1'32.170	301,7	15:31'05.571
21	21.958	26.618	17.761	26.044	1'32.381	301,7	15:32'37.952
22	21.999	26.664	17.837	26.160	1'32.660	302,5	15:34'10.612

4° 12 X. FORES (1'31.370)							
Lap	Seg.1	Seg.2	Seg.3	Seg.4	Lap Time	km/h	Local Time
1			27.097	17.430	25.493	1'37.931	15:02'07.009
2	21.792	26.404	17.449	25.731	1'31.376	310,3	15:03'38.385
3	22.053	26.516	17.351	25.784	1'31.704	305,1	15:05'10.089
4	21.823	26.610	17.486	25.747	1'31.666	305,1	15:06'41.755
5	21.773	26.586	17.544	25.746	1'31.649	303,4	15:08'13.404
6	21.741	26.530	17.454	25.645	1'31.370	303,4	15:09'44.774
7	21.775	26.696	17.482	25.707	1'31.660	304,2	15:11'16.434
8	21.849	26.597	17.498	25.848	1'31.792	305,1	15:12'48.226
9	22.123	26.748	17.447	25.751	1'32.069	303,4	15:14'20.295
10	21.926	26.650	17.459	25.786	1'31.821	303,4	15:15'52.116
11	21.829	26.546	17.591	25.799	1'31.765	303,4	15:17'23.881
12	21.856	26.706	17.534	25.868	1'31.964	301,7	15:18'55.845
13	22.034	26.805	17.546	25.851	1'32.236	300,8	15:20'28.081
14	21.893	26.661	17.553	25.745	1'31.852	301,7	15:21'59.933
15	22.012	26.665	17.546	25.892	1'32.115	302,5	15:23'32.048
16	21.957	26.797	17.640	26.021	1'32.415	302,5	15:25'04.463
17	21.958	26.830	17.603	25.999	1'32.390	301,7	15:26'36.853
18	21.891	26.802	17.614	26.026	1'32.333	301,7	15:28'09.186
19	21.977	26.908	17.735	25.910	1'32.530	299,2	15:29'41.716
20	22.309	26.755	17.619	25.900	1'32.583	300,8	15:31'14.299
21	21.920	26.824	17.786	26.093	1'32.623	305,1	15:32'46.922
22	21.867	26.744	17.807	25.913	1'32.331	304,2	15:34'19.253

3° 7 C. DAVIES (1'31.295)							
Lap	Seg.1	Seg.2	Seg.3	Seg.4	Lap Time	km/h	Local Time
1		27.108	17.571	25.557	1'38.338		15:02'07.416
2	21.780	26.380	17.624	25.511	1'31.295	313,0	15:03'38.711
3	21.924	26.728	17.616	25.720	1'31.988	311,2	15:05'10.699
4	21.732	26.590	17.572	25.683	1'31.577	311,2	15:06'42.276
5	21.818	26.331	17.566	25.692	1'31.407	307,7	15:08'13.683
6	21.688	26.494	17.567	25.822	1'31.571	308,6	15:09'45.254
7	21.895	26.448	17.659	25.787	1'31.789	307,7	15:11'17.043
8	21.972	26.376	17.651	25.958	1'31.957	307,7	15:12'49.000
9	21.982	26.444	17.556	25.809	1'31.791	306,8	15:14'20.791
10	21.834	26.486	17.645	25.744	1'31.709	309,5	15:15'52.500
11	21.960	26.456	17.700	25.882	1'31.998	308,6	15:17'24.498
12	22.102	26.727	17.668	25.822	1'32.319	308,6	15:18'56.817

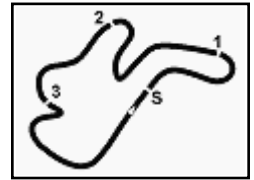
5° 1 J. REA (1'31.106)							
Lap	Seg.1	Seg.2	Seg.3	Seg.4	Lap Time	km/h	Local Time
1		26.359	17.503	25.580	1'37.165		15:02'06.243
2	21.734	26.167	17.635	25.690	1'31.226	302,5	15:03'37.469
3	21.839	26.386	17.472	25.718	1'31.415	294,3	15:05'08.884
4	21.917	26.341	17.509	25.759	1'31.526	302,5	15:06'40.410
5	21.841	26.346	17.424	25.699	1'31.310	301,7	15:08'11.720
6	21.755	26.245	17.479	25.627	1'31.106	301,7	15:09'42.826
7	21.813	26.273	17.442	25.792	1'31.320	302,5	15:11'14.146
8	21.788	26.294	17.585	25.845	1'31.512	302,5	15:12'45.658
9	21.732	26.315	17.595	25.802	1'31.444	302,5	15:14'17.102
10	21.724	26.270	17.522	25.695	1'31.211	304,2	15:15'48.313
11	21.868	26.326	17.548	25.715	1'31.457	305,1	15:17'19.770
12	21.821	26.557	17.535	25.768	1'31.681	302,5	15:18'51.451
13	21.757	26.423	17.557	25.722	1'31.459	301,7	15:20'22.910
14	21.773	26.351	17.575	25.750	1'31.449	302,5	15:21'54.359
15	21.913	26.962	17.667	25.727	1'32.269	301,7	15:23'26.628
16	21.742	26.419	17.483	25.816	1'31.460	305,9	15:24'58.088
17	21.776	26.561	17.600	26.016	1'31.953	305,1	15:26'30.041
18	21.971	26.628	17.800	26.647	1'33.046	302,5	15:28'03.087
19	22.287	27.013	18.110	26.755	1'34.165	300,0	15:29'37.252
20	22.484	27.040	18.154	27.078	1'34.756	299,2	15:31'12.008
21	22.640	27.415	18.415	27.196	1'35.666	297,5	15:32'47.674
22	22.540	27.605	18.396	27.113	1'35.654	302,5	15:34'23.328

6° 22 A. LOWES (1'31.400)							
Lap	Seg.1	Seg.2	Seg.3	Seg.4	Lap Time	km/h	Local Time
1			27.272	17.702	25.777	1'39.022	15:02'08.100

24/02/2018 P = Pits In/Out - C = Lap Time Cancelled

These data/results cannot be reproduced, stored and/or transmitted in whole or in part by any manner of electronic, mechanical, photocopying, recording, broadcasting or otherwise now known or herein after developed without the previous express consent by the copyright owner, except for reproduction in daily press and regular printed publications on sale to the public within 60 days of the event related to those data/results and always provided that copyright symbol appears together as follows below.

© DORNA WSBK ORGANIZATION Srl 2018



Phillip Island 4.445 m

Australian Round, 23-24-25 February 2018
World Superbike - Chronological Analysis Race 1

Start at 15:00'29.078

2 / 4

2	21.827	26.372	17.556	25.766	1'31.521	310,3	15:03'39.621	16	22.110	26.896	18.034	25.934	1'32.974	304,2	15:25'11.469
3	21.793	26.695	17.581	25.939	1'32.008	310,3	15:05'11.629	17	22.126	26.883	17.994	26.212	1'33.215	302,5	15:26'44.684
4	22.031	26.636	17.520	25.727	1'31.914	309,5	15:06'43.543	18	22.222	26.904	18.220	26.122	1'33.468	300,0	15:28'18.152
5	21.763	26.435	17.513	25.689	1'31.400	311,2	15:08'14.943	19	22.177	26.784	18.157	26.076	1'33.194	300,8	15:29'51.346
6	21.901	26.540	17.579	25.674	1'31.694	307,7	15:09'46.637	20	22.178	26.911	18.043	26.391	1'33.523	300,8	15:31'24.869
7	21.929	26.562	17.682	25.783	1'31.956	308,6	15:11'18.593	21	22.629	27.126	18.122	26.188	1'34.065	295,1	15:32'58.934
8	21.961	26.379	17.608	25.768	1'31.716	308,6	15:12'50.309	22	22.402	27.045	18.275	26.438	1'34.160	298,3	15:34'33.094

9° 60 M. VAN DER MARK (1'31.329)							
Lap	Seg.1	Seg.2	Seg.3	Seg.4	Lap Time	km/h	Local Time
1		27.643	17.804	25.652	1'39.240		15:02'08.318
2	21.716	26.513	17.491	25.609	1'31.329	308,6	15:03'39.647
3	21.911	26.668	17.597	25.837	1'32.013	299,2	15:05'11.660
4	21.782	26.580	17.525	25.699	1'31.586	304,2	15:06'43.246
5	21.733	26.420	17.564	25.827	1'31.544	305,1	15:08'14.790
6	21.700	26.508	17.589	25.675	1'31.472	303,4	15:09'46.262
7	21.764	26.500	17.604	25.695	1'31.563	303,4	15:11'17.825
8	21.716	26.579	17.620	26.048	1'31.963	304,2	15:12'49.788
9	21.811	26.493	17.572	25.781	1'31.657	301,7	15:14'21.445
10	21.720	26.351	17.622	25.663	1'31.356	304,2	15:15'52.801
11	21.802	26.565	17.667	25.711	1'31.745	305,9	15:17'24.546
12	21.868	26.693	17.651	25.907	1'32.119	304,2	15:18'56.665
13	22.099	26.714	17.866	25.928	1'32.607	300,0	15:20'29.272
14	22.030	26.869	17.760	25.810	1'32.496	298,3	15:22'01.741
15	22.029	26.658	17.719	25.946	1'32.352	303,4	15:23'34.093
16	22.032	26.774	17.815	26.203	1'32.824	301,7	15:25'06.917
17	22.298	26.973	18.142	26.138	1'33.551	304,2	15:26'40.468
18	22.255	26.914	18.224	26.396	1'33.789	303,4	15:28'14.257
19	22.674	27.346	18.414	26.557	1'34.991	299,2	15:29'46.248
20	22.634	27.492	18.665	26.851	1'35.642	298,3	15:31'24.890
21	22.876	27.430	18.619	27.106	1'36.031	291,1	15:33'00.921
22	22.748	27.509	18.719	26.965	1'35.941	296,7	15:34'36.862

7° 2 L. CAMIER (1'31.741)							
Lap	Seg.1	Seg.2	Seg.3	Seg.4	Lap Time	km/h	Local Time
1		27.645	17.752	25.689	1'39.530		15:02'08.608
2	21.917	26.655	17.596	25.573	1'31.741	311,2	15:03'40.349
3	22.007	26.909	17.620	25.732	1'32.268	304,2	15:05'12.617
4	22.157	26.715	17.575	25.742	1'32.189	305,9	15:06'44.806
5	21.920	26.691	17.826	25.931	1'32.368	298,3	15:08'17.174
6	21.937	26.583	17.641	25.877	1'32.038	296,7	15:09'49.212
7	22.008	26.326	17.665	25.821	1'31.820	298,3	15:11'21.032
8	21.998	26.331	17.848	25.954	1'32.131	299,2	15:12'53.163
9	21.912	26.347	17.673	25.910	1'31.842	298,3	15:14'25.005
10	22.004	26.467	17.620	25.846	1'31.937	298,3	15:15'56.942
11	22.008	26.467	17.675	25.823	1'31.973	299,2	15:17'28.915
12	21.929	26.422	17.682	25.773	1'31.806	298,3	15:19'00.721
13	21.969	26.574	17.664	25.910	1'32.117	300,0	15:20'32.838
14	21.912	26.546	18.062	26.062	1'32.582	301,7	15:22'05.420
15	22.022	26.476	17.777	25.977	1'32.252	297,5	15:23'37.672
16	22.000	26.652	17.795	26.061	1'32.508	297,5	15:25'10.180
17	22.005	26.574	17.778	26.072	1'32.429	298,3	15:26'42.609
18	22.109	26.831	17.948	26.239	1'33.127	298,3	15:28'15.736
19	22.186	26.713	18.079	26.223	1'33.201	298,3	15:29'48.937
20	22.244	27.023	18.274	26.418	1'33.959	296,7	15:31'22.896
21	22.256	27.193	18.133	26.381	1'33.963	296,7	15:32'56.859
22	22.494	27.076	18.103	26.414	1'34.087	295,1	15:34'30.946

10° 36 L. MERCADO (1'32.057)							
Lap	Seg.1	Seg.2	Seg.3	Seg.4	Lap Time	km/h	Local Time
1		27.161	17.853	25.913	1'39.675		15:02'08.753
2	22.115	26.618	17.778	25.910	1'32.421	311,2	15:03'41.174
3	22.238	28.085	17.572	25.737	1'33.632	302,5	15:05'14.806
4	22.102	26.570	17.609	25.776	1'32.057	301,7	15:06'46.863
5	22.068	26.603	17.701	25.796	1'32.168	305,9	15:08'19.031
6	22.142	26.642	17.722	26.005	1'32.511	304,2	15:09'51.542
7	22.310	26.698	17.656	25.976	1'32.640	298,3	15:11'24.182
8	22.376	26.671	17.696	26.004	1'32.747	297,5	15:12'56.929
9	22.103	26.666	17.621	25.827	1'32.217	299,2	15:14'29.146
10	22.116	26.710	17.697	25.899	1'32.422	302,5	15:16'01.568
11	22.081	26.624	17.692	25.801	1'32.198	304,2	15:17'33.766
12	22.119	26.677	17.754	25.866	1'32.416	304,2	15:19'06.182
13	22.202	26.816	17.731	26.019	1'32.768	295,9	15:20'38.950
14	22.208	26.701	17.812	26.138	1'32.859	295,1	15:22'11.809
15	22.292	26.867	17.715	25.981	1'32.855	295,1	15:23'44.664
16	22.312	26.869	17.662	26.013	1'32.856	293,5	15:25'17.520
17	22.266	26.876	18.055	26.037	1'33.234	295,9	15:26'50.754
18	22.306	26.833	17.796	26.155	1'33.090	293,5	15:28'23.844
19	22.447	26.875	17.831	26.059	1'33.212	291,9	15:29'57.056
20	22.284	27.031	17.852	26.029	1'33.196	295,1	15:31'30.252
21	22.527	27.108	17.867	26.152	1'33.654	293,5	15:33'03.906
22	22.359	26.894	17.747	25.972	1'32.972	297,5	15:34'36.878

8° 50 E. LAVERTY (1'31.552)							
Lap	Seg.1	Seg.2	Seg.3	Seg.4	Lap Time	km/h	Local Time
1		26.796	17.529	25.272	1'37.553		15:02'06.631
2	21.952	26.349	17.667	25.759	1'31.727	311,2	15:03'38.358
3	21.971	26.849	17.648	25.650	1'32.118	302,5	15:05'10.476
4	21.872	26.846	17.646	25.523	1'31.887	308,6	15:06'42.363
5	22.016	26.317	17.624	25.631	1'31.588	306,8	15:08'13.951
6	21.837	26.410	17.731	25.574	1'31.552	308,6	15:09'45.503
7	21.963	26.609	17.669	25.654	1'31.895	305,1	15:11'17.398
8	21.855	26.646	17.805	26.034	1'32.340	307,7	15:12'49.738
9	22.026	26.589	17.649	25.750	1'32.014	304,2	15:14'21.752
10	21.909	27.152	17.682	25.980	1'32.723	307,7	15:15'54.475
11	22.158	26.599	17.782	25.905	1'32.444	302,5	15:17'26.919
12	22.040	26.705	17.832	25.813	1'32.390	304,2	15:18'59.309
13	22.096	26.861	17.974	25.892	1'32.823	302,5	15:20'32.132
14	22.102	26.723	18.355	26.380	1'33.560	300,8	15:22'05.692
15	22.096	26.724	18.005	25.978	1'32.803	300,0	15:23'38.495

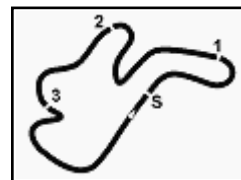
11° 76 L. BAZ (1'31.839)							
Lap	Seg.1	Seg.2	Seg.3	Seg.4	Lap Time	km/h	Local Time
1		27.107	17.768	25.836	1'39.266		15:02'08.344
2	21.964	26.519	17.591	25.765	1'31.839	303,4	15:03'40.183
3	21.889	26.989	17.625	25.880	1'32.383	303,4	15:05'12.566
4	22.016	26.608	17.699	25.892	1'32.215	305,1	15:06'44.781

24/02/2018

P = Pits In/Out - C = Lap Time Cancelled

These data/results cannot be reproduced, stored and/or transmitted in whole or in part by any manner of electronic, mechanical, photocopying, recording, broadcasting or otherwise now known or herein after developed without the previous express consent by the copyright owner, except for reproduction in daily press and regular printed publications on sale to the public within 60 days of the event related to those data/results and always provided that copyright symbol appears together as follows below.

© DORNA WSBK ORGANIZATION Srl 2018



Phillip Island 4.445 m

Australian Round, 23-24-25 February 2018 World Superbike - Chronological Analysis Race 1

Start at 15:00'29.078

3 / 4

Lap	Seg.1	Seg.2	Seg.3	Seg.4	Lap Time	km/h	Local Time
5	21.809	26.650	17.759	26.109	1'32.327	300,8	15:08'17.108
6	21.860	26.913	17.674	25.978	1'32.425	300,8	15:09'49.533
7	21.926	26.608	17.724	26.074	1'32.332	298,3	15:11'21.865
8	21.925	26.609	17.779	26.255	1'32.568	300,8	15:12'54.433
9	21.854	26.887	17.702	26.313	1'32.756	300,0	15:14'27.189
10	22.162	27.325	17.750	26.020	1'33.257	297,5	15:16'00.446
11	22.112	26.793	17.753	26.200	1'32.858	301,7	15:17'33.304
12	22.052	26.879	17.722	26.078	1'32.731	301,7	15:19'06.035
13	22.032	26.743	17.790	26.097	1'32.662	301,7	15:20'38.697
14	22.046	26.930	17.849	26.281	1'33.106	300,0	15:22'11.803
15	22.175	27.405	17.702	26.122	1'33.404	294,3	15:23'45.207
16	22.089	26.801	17.789	26.122	1'32.801	304,2	15:25'18.008
17	22.185	26.966	17.842	26.288	1'33.281	296,7	15:26'51.289
18	22.047	26.806	17.784	26.121	1'32.758	304,2	15:28'24.047
19	22.401	27.072	17.746	26.193	1'33.412	301,7	15:29'57.459
20	22.103	27.065	17.829	26.136	1'33.133	300,8	15:31'30.592
21	22.115	27.012	17.888	26.344	1'33.359	300,0	15:33'03.951
22	22.217	27.173	17.726	26.113	1'33.229	297,5	15:34'37.180

14° 40 R. RAMOS (1'32.086)							
Lap	Seg.1	Seg.2	Seg.3	Seg.4	Lap Time	km/h	Local Time
1		27.318	17.765	26.155	1'40.551		15:02'09.629
2	22.226	26.499	17.705	25.656	1'32.086	306,8	15:03'41.715
3	22.028	26.719	17.734	25.902	1'32.383	305,9	15:05'14.098
4	22.158	26.593	17.627	25.905	1'32.283	303,4	15:06'46.381
5	21.977	26.658	17.801	25.945	1'32.381	300,8	15:08'18.762
6	22.109	26.646	17.826	26.219	1'32.800	297,5	15:09'51.562
7	22.615	26.847	17.792	25.942	1'33.196	290,3	15:11'24.758
8	22.040	26.675	17.714	26.125	1'32.554	301,7	15:12'57.312
9	22.227	26.772	17.725	26.018	1'32.742	300,8	15:14'30.054
10	22.172	26.778	17.838	25.998	1'32.786	300,8	15:16'02.840
11	22.205	26.742	17.857	26.305	1'33.109	296,7	15:17'35.949
12	22.305	26.819	17.818	26.163	1'33.105	295,9	15:19'09.054
13	22.275	26.736	17.896	26.247	1'33.154	297,5	15:20'42.208
14	22.382	26.982	18.035	26.315	1'33.714	295,1	15:22'15.922
15	22.407	27.013	17.993	26.458	1'33.871	295,1	15:23'49.793
16	22.829	27.237	18.034	26.498	1'34.598	293,5	15:25'24.391
17	22.439	27.213	18.227	27.002	1'34.881	293,5	15:26'59.272
18	22.779	27.714	18.586	26.938	1'36.017	291,1	15:28'35.289
19	22.846	27.416	18.412	27.074	1'35.748	290,3	15:30'11.037
20	23.024	27.930	18.684	27.012	1'36.650	291,9	15:31'47.687
21	22.959	27.868	18.769	27.511	1'37.107	290,3	15:33'24.794
22	23.398	28.032	18.957	27.870	1'38.257	288,0	15:35'03.051

12° 45 J. GAGNE (1'32.095)							
Lap	Seg.1	Seg.2	Seg.3	Seg.4	Lap Time	km/h	Local Time
1		27.672	17.794	25.842	1'40.130		15:02'09.208
2	22.072	26.686	17.610	25.743	1'32.111	306,8	15:03'41.319
3	22.206	27.725	17.565	25.623	1'33.119	295,9	15:05'14.438
4	22.047	26.776	17.546	25.726	1'32.095	305,1	15:06'46.533
5	21.996	26.773	17.706	25.789	1'32.264	296,7	15:08'18.797
6	22.232	27.048	17.625	25.891	1'32.796	300,0	15:09'51.593
7	22.440	26.705	17.657	25.863	1'32.665	296,7	15:11'24.258
8	22.082	26.627	17.644	25.893	1'32.246	301,7	15:12'56.504
9	22.010	26.708	17.607	25.920	1'32.245	299,2	15:14'28.749
10	21.987	26.835	17.787	25.971	1'32.580	300,8	15:16'01.329
11	21.923	26.722	17.743	25.851	1'32.239	302,5	15:17'33.568
12	22.054	27.120	17.761	25.946	1'32.881	300,0	15:19'06.449
13	22.138	26.849	17.697	25.840	1'32.524	305,9	15:20'38.973
14	22.098	26.966	17.802	26.052	1'32.918	300,0	15:22'11.891
15	22.400	26.903	17.658	25.974	1'32.935	290,3	15:23'44.826
16	22.289	27.164	17.779	25.942	1'33.174	297,5	15:25'18.000
17	21.995	26.925	17.915	26.036	1'32.871	302,5	15:26'50.871
18	22.393	27.103	17.869	26.041	1'33.406	292,7	15:28'24.277
19	22.341	27.135	17.763	26.093	1'33.332	300,8	15:29'57.609
20	22.243	26.984	17.924	26.122	1'33.273	298,3	15:31'30.882
21	22.477	26.960	17.857	26.108	1'33.402	298,3	15:33'04.284
22	22.308	27.093	17.864	26.349	1'33.614	301,7	15:34'37.898

15° 37 O. JEZEK (1'33.516)							
Lap	Seg.1	Seg.2	Seg.3	Seg.4	Lap Time	km/h	Local Time
1		27.712	18.060	26.137	1'41.173		15:02'10.251
2	22.417	27.036	17.979	26.180	1'33.612	305,9	15:03'43.863
3	22.362	26.977	18.094	26.220	1'33.653	296,7	15:05'17.516
4	22.403	26.908	18.062	26.322	1'33.695	297,5	15:06'51.211
5	22.340	26.948	18.064	26.196	1'33.548	294,3	15:08'24.759
6	22.325	26.992	17.996	26.240	1'33.553	295,1	15:09'58.312
7	22.518	27.124	18.116	26.150	1'33.908	291,9	15:11'32.220
8	22.426	26.865	18.072	26.153	1'33.516	293,5	15:13'05.736
9	22.374	26.917	18.032	26.332	1'33.655	294,3	15:14'39.391
10	22.483	27.090	18.152	26.283	1'34.008	291,9	15:16'13.399
11	22.606	27.075	18.187	26.294	1'34.162	290,3	15:17'47.561
12	22.607	27.209	18.097	26.307	1'34.220	290,3	15:19'21.781
13	22.547	27.279	18.019	26.271	1'34.116	290,3	15:20'55.897
14	22.492	27.292	18.445	26.290	1'34.519	290,3	15:22'30.416
15	22.574	27.282	18.124	26.412	1'34.392	289,5	15:24'04.808
16	22.577	27.349	18.140	26.433	1'34.499	288,8	15:25'39.307
17	22.590	27.499	18.224	26.513	1'34.826	288,0	15:27'14.133
18	22.600	27.260	18.308	26.513	1'34.681	288,0	15:28'48.814
19	22.598	27.231	18.280	26.482	1'34.591	290,3	15:30'23.405
20	22.787	27.562	18.433	26.539	1'35.321	288,0	15:31'58.726
21	22.853	27.659	18.532	26.844	1'35.888	288,8	15:33'34.614
22	23.047	27.909	18.910	27.634	1'37.500	288,0	15:35'12.114

13° 54 T. RAZGATLIOGLU (1'31.640)							
Lap	Seg.1	Seg.2	Seg.3	Seg.4	Lap Time	km/h	Local Time
1		28.020	17.684	25.842	1'39.752		15:02'08.830
2	21.853	26.619	17.639	25.529	1'31.640	310,3	15:03'40.470
3	22.116	26.842	17.667	25.656	1'32.281	303,4	15:05'12.751
4	22.140	26.789	17.696	25.738	1'32.363	301,7	15:06'45.114
5	21.849	26.612	17.737	25.862	1'32.060	306,8	15:08'17.174
6	22.269	26.633	17.685	25.776	1'32.363	284,2	15:09'49.537
7	22.150	26.671	17.694	25.877	1'32.392	295,1	15:11'21.929
8	22.263	26.696	17.722	26.009	1'32.690	292,7	15:12'54.619
9	22.102	26.844	17.846	25.881	1'32.673	301,7	15:14'27.292
10	22.280	26.838	17.688	26.567	1'33.373	295,9	15:16'00.665
11	22.123	26.846	17.764	25.953	1'32.686	304,2	15:17'33.351
12	22.138	26.892	17.749	25.947	1'32.726	298,3	15:19'06.077
13	22.203	26.798	17.791	25.880	1'32.672	297,5	15:20'38.749
14	22.146	27.992	18.015	25.996	1'34.149	297,5	15:22'12.898
15	21.982	26.906	17.787	25.946	1'32.621	300,8	15:23'45.519
16	22.101	26.961	17.840	26.071	1'32.973	304,2	15:25'18.492
17	22.079	26.852	17.855	26.056	1'32.842	303,4	15:26'51.334
18	22.324	26.958	17.877	26.223	1'33.382	301,7	15:28'24.716

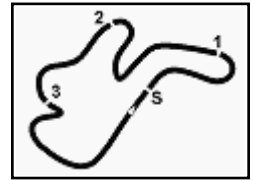
16° 99 P. JACOBSEN (1'33.632)							
Lap	Seg.1	Seg.2	Seg.3	Seg.4	Lap Time	km/h	Local Time
1		27.962	18.117	26.256	1'42.107		15:02'11.185
2	22.364	26.991	18.101	26.176	1'33.632	297,5	15:03'44.817
3	22.382	27.131	18.063	26.297	1'33.873	295,1	15:05'18.690
4	22.375	26.949	18.100	26.341	1'33.765	296,7	15:06'52.455
5	22.245	27.069	18.088	26.259	1'33.661	295,9	15:08'26.116
6	22.541	27.095	17.938	26.412	1'33.986	295,1	15:10'00.102
7	22.514	27.039	18.028	26.333	1'33.914	289,5	15:11'34.016

24/02/2018

P = Pits In/Out - C = Lap Time Cancelled

These data/results cannot be reproduced, stored and/or transmitted in whole or in part by any manner of electronic, mechanical, photocopying, recording, broadcasting or otherwise now known or herein after developed without the previous express consent by the copyright owner, except for reproduction in daily press and regular printed publications on sale to the public within 60 days of the event related to those data/results and always provided that copyright symbol appears together as follows below.

© DORNA WSBK ORGANIZATION Srl 2018



Phillip Island 4.445 m

Australian Round, 23-24-25 February 2018 World Superbike - Chronological Analysis Race 1

Start at 15:00'29.078

4 / 4

Lap	Seg.1	Seg.2	Seg.3	Seg.4	Lap Time	km/h	Local Time
8	22.497	27.265	18.138	26.499	1'34.399	291,9	15:13'08.415
9	22.543	27.106	18.049	26.835	1'34.533	290,3	15:14'42.948
10	22.831	27.137	18.157	26.619	1'34.744	291,9	15:16'17.692
11	22.555	27.169	18.034	26.678	1'34.436	290,3	15:17'52.128
12	22.559	27.087	18.092	26.591	1'34.329	290,3	15:19'26.457
13	22.624	27.210	18.201	26.551	1'34.586	292,7	15:21'01.043
14	22.667	27.078	18.669	26.749	1'35.163	289,5	15:22'36.206
15	22.622	27.240	18.153	26.576	1'34.591	290,3	15:24'10.797
16	22.828	27.236	18.116	26.643	1'34.823	290,3	15:25'45.620
17	22.707	27.208	18.245	26.840	1'35.000	290,3	15:27'20.620
18	22.683	27.211	18.272	26.872	1'35.038	292,7	15:28'55.658
19	22.972	27.910	18.408	26.854	1'36.144	282,0	15:30'31.802
20	22.780	27.558	18.355	26.839	1'35.532	289,5	15:32'07.334
21	22.950	27.480	18.466	26.979	1'35.875	290,3	15:33'43.209
22	23.028	27.467	18.453	27.050	1'35.998	289,5	15:35'19.207

RET 25 D. FALZON (1'33.428)							
Lap	Seg.1	Seg.2	Seg.3	Seg.4	Lap Time	km/h	Local Time
1		27.940	18.037	26.307	1'41.881		15:02'10.959
2	22.222	27.030	18.146	26.030	1'33.428	294,3	15:03'44.387
3	22.396	27.046	18.099	26.194	1'33.735	288,8	15:05'18.122
4	22.334	27.112	18.145	26.335	1'33.926	289,5	15:06'52.048
5	22.364	27.124	18.147	26.339	1'33.974	286,5	15:08'26.022
6	22.788	27.144	18.259	26.361	1'34.552	282,7	15:10'00.574
7	22.538	27.059	18.151	26.385	1'34.133	283,5	15:11'34.707
8	22.639	27.160	18.249	26.436	1'34.484	282,7	15:13'09.191
9	22.532	27.222	18.311	26.600	1'34.665	284,2	15:14'43.856

RET 81 J. TORRES (1'31.918)							
Lap	Seg.1	Seg.2	Seg.3	Seg.4	Lap Time	km/h	Local Time
1		27.731	17.732	25.871	1'39.951		15:02'09.029
2	22.055	26.509	17.659	25.695	1'31.918	308,6	15:03'40.947
3	22.020	26.844	17.627	25.672	1'32.163	302,5	15:05'13.110
4	22.114	26.523	17.738	25.669	1'32.044	304,2	15:06'45.154
5	22.014	26.554	17.663	25.916	1'32.147	305,1	15:08'17.301
6	22.223	26.657	17.656	25.761	1'32.297	301,7	15:09'49.598
7	22.207	26.687	17.640	25.777	1'32.311	297,5	15:11'21.909
8	21.965	26.644	17.690	26.304	1'32.603	300,0	15:12'54.512
9	21.914	26.848	17.689	26.583	1'33.034	301,7	15:14'27.546
10	22.221	26.723	17.773	25.871	1'32.588	293,5	15:16'00.134
11	22.202	26.787	17.643	25.864	1'32.496	295,1	15:17'32.630
12	22.205	26.586	17.657	25.839	1'32.287	294,3	15:19'04.917
13	22.248	26.557	17.748	25.898	1'32.451	292,7	15:20'37.368
14	22.126	26.538	17.689	25.878	1'32.231	293,5	15:22'09.599
15	22.178	26.602	17.712	25.907	1'32.399	294,3	15:23'41.998
16	22.208	26.640	17.677	25.942	1'32.467	295,1	15:25'14.465
17	22.154	26.650	17.688	26.075	1'32.567	292,7	15:26'47.032
18	22.204	26.651	17.803	26.033	1'32.691	293,5	15:28'19.723
19	22.213	26.712	17.702	25.998	1'32.625	295,9	15:29'52.348

RET 47 W. MAXWELL							
Lap	Seg.1	Seg.2	Seg.3	Seg.4	Lap Time	km/h	Local Time
1		27.830	17.955	26.056	1'41.235		15:02'10.313

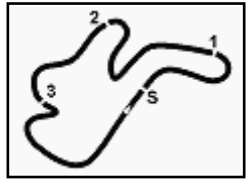
RET 17 T. HERFOSS (1'32.467)							
Lap	Seg.1	Seg.2	Seg.3	Seg.4	Lap Time	km/h	Local Time
1		27.476	17.933	25.987	1'40.791		15:02'09.869
2	22.198	26.645	17.803	25.821	1'32.467	296,7	15:03'42.336
3	22.369	26.892	17.608	25.999	1'32.868	294,3	15:05'15.204
4	22.236	26.710	17.852	26.336	1'33.134	298,3	15:06'48.338
5	22.950	27.158	17.947	26.227	1'34.282	289,5	15:08'22.620
6	22.462	27.008	18.047	26.393	1'33.910	288,0	15:09'56.530
7	22.753	26.846	18.193	26.354	1'34.146	285,7	15:11'30.676
8	22.709	26.910	18.086	26.462	1'34.167	285,7	15:13'04.843
9	22.697	27.168	18.170	26.516	1'34.551	286,5	15:14'39.394
10	22.686	27.249	18.257	26.402	1'34.594	279,8	15:16'13.988
11	22.826	27.567	18.515	26.825	1'35.733	281,3	15:17'49.721
12	22.808	27.505	18.698	26.668	1'35.679	284,2	15:19'25.400
13	23.098	27.972	18.304	26.797	1'36.171	285,0	15:21'01.571
14	22.750	27.371	18.281	26.628	1'35.030	289,5	15:22'36.601
15	22.646	27.140	18.117	26.457	1'34.360	288,8	15:24'10.961
16	22.799	27.219	18.100	26.680	1'34.798	291,9	15:25'45.759
17	22.766	27.222	18.071	26.764	1'34.823	292,7	15:27'20.582
18	22.869	27.612	18.389	26.668	1'35.538	285,7	15:28'56.120
19	23.904	28.578	19.024	27.537	1'39.043	282,0	15:30'35.163

RET 68 Y. HERNANDEZ (1'32.817)							
Lap	Seg.1	Seg.2	Seg.3	Seg.4	Lap Time	km/h	Local Time
1		27.679	17.948	25.968	1'40.697		15:02'09.775
2	22.477	27.062	17.790	25.805	1'33.134	308,6	15:03'42.909

24/02/2018 P = Pits In/Out - C = Lap Time Cancelled

These data/results cannot be reproduced, stored and/or transmitted in whole or in part by any manner of electronic, mechanical, photocopying, recording, broadcasting or otherwise now known or herein after developed without the previous express consent by the copyright owner, except for reproduction in daily press and regular printed publications on sale to the public within 60 days of the event related to those data/results and always provided that copyright symbol appears together as follows below.

© DORNA WSBK ORGANIZATION Srl 2018



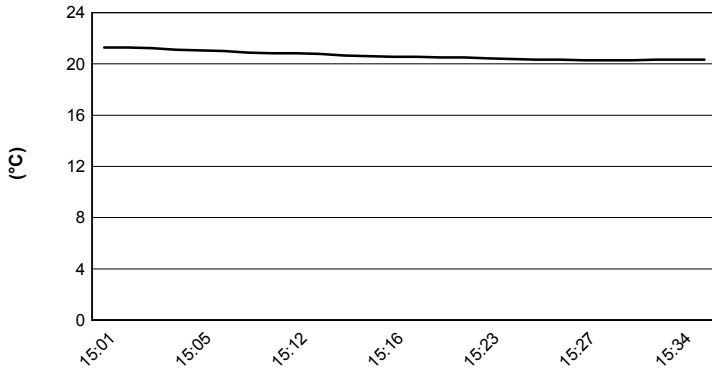
Phillip Island 4.445 m

Australian Round, 23-24-25 February 2018

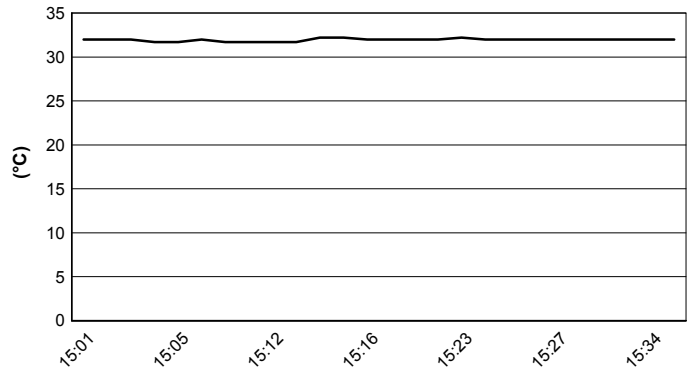
World Superbike - Weather Report Race 1

Session started 15:01 - Session ended 15:35

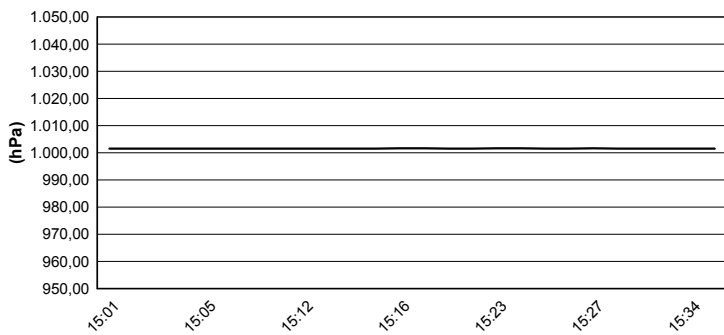
Air Temperature



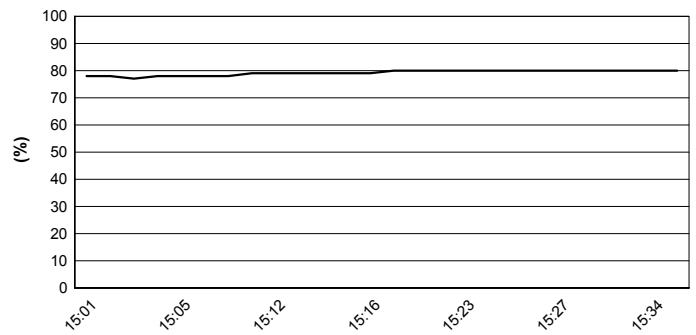
Track Temperature



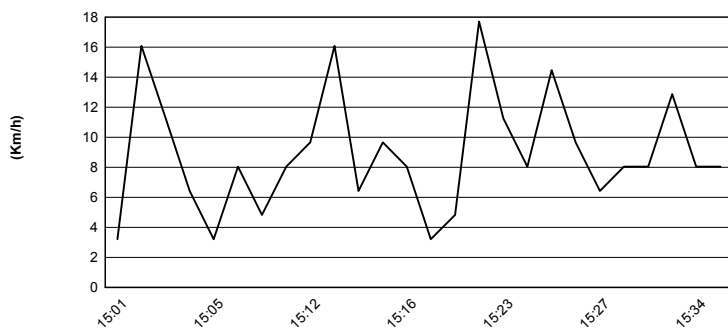
Air Pressure



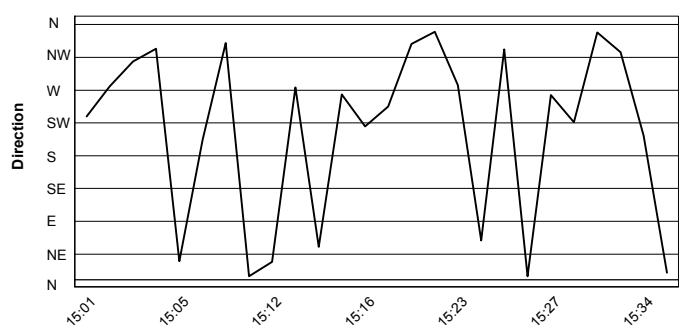
Humidity



Wind Speed



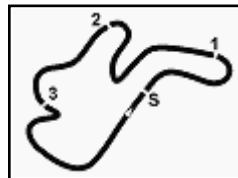
Wind Direction



24/02/2018

These data/results cannot be reproduced, stored and/or transmitted in whole or in part by any manner of electronic, mechanical, photocopying, recording, broadcasting or otherwise now known or herein after developed without the previous express consent by the copyright owner, except for reproduction in daily press and regular printed publications on sale to the public within 60 days of the event related to those data/results and always provided that copyright symbol appears together as follows below.

© DORNA WSBK ORGANIZATION Srl 2018



Phillip Island 4.445 m

Australian Round, 23-24-25 February 2018 World Superbike - Championship Standings

1 / 2

	Points	Points From First	Points From Previous	February 25 PHILLIP ISLAND	March 25 BURIRAM	April 15 ARAGÓN	April 22 ASSEN	May 13 IMOLA	May 27 DONINGTON PARK	June 10 BRNO	June 24 LAGUNA SECA	July 8 MISANO	September 16 PORTIMÃO	September 30 MAGNY COURS	October 14 VILLICUM	October 27 LOSAIL		
1 MELANDRI Marco (ITA)	25			25 1														
2 SYKES Tom (GBR)	20	5		20 2														
3 DAVIES Chaz (GBR)	16	9	4	16 3														
4 FORES Xavi (ESP)	13	12	3	13 4														
5 REA Jonathan (GBR)	11	14	2	11 5														
6 LOWES Alex (GBR)	10	15	1	10 6														
7 CAMIER Leon (GBR)	9	16	1	9 7														
8 LAVERTY Eugene (IRL)	8	17	1	8 8														
9 VAN DER MARK Michael (NED)	7	18	1	7 9														
10 MERCADO Leandro (ARG)	6	19	1	6 10														
11 BAZ Loris (FRA)	5	20	1	5 11														
12 GAGNE Jake (USA)	4	21	1	4 12														
13 RAZGATLIOGLU Toprak (TUR)	3	22	1	3 13														
14 RAMOS Román (ESP)	2	23	1	2 14														
15 JEZEK Ondrej (CZE)	1	24	1	1 15														

24/02/2018 First Line: Championship Standings - Second Line: Ranking Progression

These data/results cannot be reproduced, stored and/or transmitted in whole or in part by any manner of electronic, mechanical, photocopying, recording, broadcasting or otherwise now known or herein after developed without the previous express consent by the copyright owner, except for reproduction in daily press and regular printed publications on sale to the public within 60 days of the event related to those data/results and always provided that copyright symbol appears together as follows below.

© DORNA WSBK ORGANIZATION Srl 2018

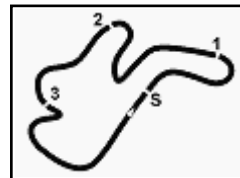
FICR PERUGIA TIMING



Official Tyre Supplier



Official Timekeeper



Phillip Island 4.445 m

Australian Round, 23-24-25 February 2018 World Superbike - Championship Standings

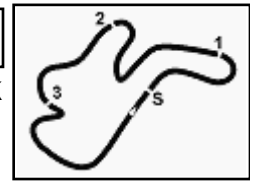
Points	Points From First	Points From Previous	February 25	March 25	April 15	April 22	May 13	May 27	June 10	June 24	July 8	September 16	September 30	October 14	October 27	
			PHILLIP ISLAND	BURIRAM	ARAGÓN	ASSEN	IMOLA	DONINGTON PARK	BRNO	LAGUNA SECA	MISANO	PORTIMÃO	MAGNY COURS	VILLICUM	LOSAIL	
Independent Riders																
1	FORES	13	13													
	Xavi (ESP)		1													
2	MERCADO	6	6													
	Leandro (ARG)	7	2													
3	RAZGATLIOGLU	3	3													
	Toprak (TUR)	10	3													
4	RAMOS	2	2													
	Román (ESP)	11	4													
5	JEZEK	1	1													
	Ondrej (CZE)	12	5													

24/02/2018 First Line: Championship Standings - Second Line: Ranking Progression

These data/results cannot be reproduced, stored and/or transmitted in whole or in part by any manner of electronic, mechanical, photocopying, recording, broadcasting or otherwise now known or herein after developed without the previous express consent by the copyright owner, except for reproduction in daily press and regular printed publications on sale to the public within 60 days of the event related to those data/results and always provided that copyright symbol appears together as follows below.

© DORNA WSBK ORGANIZATION Srl 2018





Phillip Island 4.445 m

Australian Round, 23-24-25 February 2018
World Superbike - Manufacturers Standings

	Points	Points From First	Points From Previous	February 25 PHILLIP ISLAND	March 25 BURIRAM	April 15 ARAGÓN	April 22 ASSEN	May 13 IMOLA	May 27 DONINGTON PARK	June 10 BRNO	June 24 LAGUNA SECA	July 8 MISANO	September 16 PORTIMÃO	September 30 MAGNY COURS	October 14 VILLICUM	October 27 LOSAIL	
1 DUCATI	25			25 1													
2 KAWASAKI	20	5		20 2													
3 YAMAHA	10	15	10	10 3													
4 HONDA	9	16	1	9 4													
5 APRILIA	8	17	1	8 5													
6 BMW	5	20	3	5 6													

24/02/2018

First Line: Championship Standings - Second Line: Ranking Progression

These data/results cannot be reproduced, stored and/or transmitted in whole or in part by any manner of electronic, mechanical, photocopying, recording, broadcasting or otherwise now known or herein after developed without the previous express consent by the copyright owner, except for reproduction in daily press and regular printed publications on sale to the public within 60 days of the event related to those data/results and always provided that copyright symbol appears together as follows below.

© DORNA WSBK ORGANIZATION Srl 2018

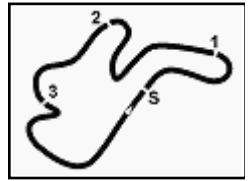
FIAT PERUGIA TIMING



Official Tyre Supplier



Official Timekeeper



Phillip Island 4.445 m

Australian Round, 23-24-25 February 2018

World Superbike - Pirelli Best Lap Award

Points	Points From First	Points From Previous	February 25 PHILLIP ISLAND	March 25 BURIRAM	April 15 ARAGÓN	April 22 ASSEN	May 13 IMOLA	May 27 DONINGTON PARK	June 10 BRNO	June 24 LAGUNA SECA	July 8 MISANO	September 16 PORTIMÃO	September 30 MAGNY COURS	October 14 VILLICUM	October 27 LOSAIL	
Fastest Laps																
1 SYKES Tom (GBR)	1	1														

24/02/2018

These data/results cannot be reproduced, stored and/or transmitted in whole or in part by any manner of electronic, mechanical, photocopying, recording, broadcasting or otherwise now known or herein after developed without the previous express consent by the copyright owner, except for reproduction in daily press and regular printed publications on sale to the public within 60 days of the event related to those data/results and always provided that copyright symbol appears together as follows below.

© DORNA WSBK ORGANIZATION Srl 2018

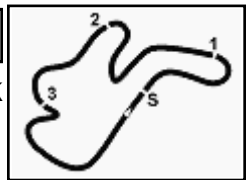
FKR PERUGIA TIMING



Official Tyre Supplier



Official Timekeeper



Australian Round, 23-24-25 February 2018

World Superbike - Best Laps & Speeds

Phillip Island 4.445 m

No.	Rider Bike	Nat	Best Lap		FP1		FP2		FP3		FP4		SP1		SP2		RC1	
			LL	SPD	LL	SPD	LL	SPD	LL	SPD	LL	SPD	LL	SPD	LL	SPD	LL	SPD
1	66 T. SYKES Kawasaki ZX-10RR	GBR	1'30.099		1'44.432		1'30.882		1'31.241		1'31.245				1'30.099		1'30.971	
			88	310,3	10	295,0	21	309,4	15	305,9	12	310,3			8	301,6	22	303,3
2	50 E. LAVERTY Aprilia RSV4 RF	IRL	1'30.339		1'43.384		1'30.746		1'31.540		1'31.346				1'30.339		1'31.552	
			87	313,9	10	300,8	15	311,2	20	313,9	11	313,9			9	305,0	22	311,2
3	32 L. SAVADORI Aprilia RSV4 RF	ITA	1'30.407		1'44.698		1'30.407		1'31.982		1'31.473							
			55	314,8	13	291,8	16	314,8	14	305,0	12	313,0						
4	33 M. MELANDRI Ducati Panigale R	ITA	1'30.660		1'42.974		1'30.973		1'31.484		1'31.307				1'30.660		1'31.182	
			88	314,8	14	299,1	15	314,8	18	309,4	12	314,8			7	305,9	22	310,3
5	2 L. CAMIER Honda CBR1000RR	GBR	1'30.722		1'43.792		1'30.722		1'31.233		1'31.646						1'31.741	
			78	313,0	12	296,7	16	312,1	17	305,9	11	313,0					22	311,2
6	22 A. LOWES Yamaha YZF R1	GBR	1'30.767		1'43.472				1'31.516		1'31.305				1'30.767		1'31.400	
			69	314,8	11	300,0			16	309,4	13	314,8			7	302,5	22	311,2
7	1 J. REA Kawasaki ZX-10RR	GBR	1'30.972		1'43.090		1'31.047		1'30.972		1'31.194				1'31.056		1'31.106	
			85	318,5	8	299,1	16	311,2	20	305,9	12	318,5			7	305,9	22	305,9
8	7 C. DAVIES Ducati Panigale R	GBR	1'31.009		1'43.804		1'31.523		1'31.515		1'31.490				1'31.009		1'31.295	
			88	313,0	15	298,3	17	312,1	12	303,3	13	313,0			9	307,6	22	313,0
9	12 X. FORES Ducati Panigale R	ESP	1'31.050		1'43.455		1'31.295		1'31.225		1'31.050				1'31.080		1'31.370	
			77	315,7	10	299,1	13	313,0	16	307,6	8	315,7			8	305,0	22	310,3
10	60 M. VAN DER MARK Yamaha YZF R1	NED	1'31.114		1'43.939		1'31.114		1'31.426		1'31.695				1'31.240		1'31.329	
			94	313,9	14	296,7	17	313,9	18	307,6	13	313,9			10	300,8	22	308,5
11	81 J. TORRES MV Agusta 1000 F4	ESP	1'31.555		1'46.789		1'32.011		1'31.924		1'32.239		1'31.555				1'31.918	
			86	308,5	13	292,6	14	308,5	18	308,5	13	305,9	9	300,0			19	308,5
12	54 T. RAZGATLIOGLU Kawasaki ZX-10RR	TUR	1'31.581		1'46.303		1'31.824		1'32.079		1'32.091		1'31.762		1'31.581		1'31.640	
			92	311,2	14	293,4	14	309,4	14	299,1	11	311,2	8	301,6	9	297,5	22	310,3
13	45 J. GAGNE Honda CBR1000RR	USA	1'31.689		1'45.156		1'31.689		1'31.936		1'32.113		1'31.957				1'32.095	
			88	310,3	14	292,6	18	310,3	14	308,5	12	310,3	8	302,5			22	306,8
14	76 L. BAZ BMW S 1000 RR	FRA	1'31.839		1'45.461		1'32.340		1'33.598		1'32.672		1'32.016				1'31.839	
			56	309,4	13	298,3	3	308,5	5	305,0	6	309,4	7	302,5			22	305,0
15	36 L. MERCADO Kawasaki ZX-10RR	ARG	1'32.057		1'46.938		1'32.583		1'32.285		1'32.676		1'32.386				1'32.057	
			79	311,2	10	292,6	16	307,6	17	301,6	6	311,2	8	300,8			22	311,2
16	40 R. RAMOS Kawasaki ZX-10RR	ESP	1'32.086		1'44.609		1'32.244		1'32.676		1'32.105		1'32.161				1'32.086	
			89	309,4	14	290,3	16	306,8	16	306,8	13	309,4	8	303,3			22	306,8
17	47 W. MAXWELL Yamaha YZF R1	AUS	1'32.193		1'46.351		1'32.723				1'32.798		1'32.193					
			41	299,1	9	282,7	15	295,0			9	299,1	8	288,7				
18	68 Y. HERNANDEZ Kawasaki ZX-10RR	COL	1'32.347		1'44.104		1'32.652		1'32.347		1'32.362		1'32.554				1'32.817	
			83	308,5	17	291,1	18	305,9	16	297,5	11	305,9	8	299,1			13	308,5
19	17 T. HERFOSS Honda CBR1000RR	AUS	1'32.467				1'32.683		1'32.985		1'33.873		1'32.640				1'32.467	
			57	300,0			11	300,0	12	294,2	9	300,0	6	292,6			19	298,3
20	99 P. JACOBSEN Honda CBR1000RR	USA	1'32.501		1'43.766		1'32.501		1'33.088		1'33.530		1'33.875				1'33.632	
			75	306,8	16	290,3	16	305,9	11	301,6	2	306,8	8	295,8			22	297,5
21	25 D. FALZON Yamaha YZF R1	AUS	1'32.991		1'46.943		1'33.124		1'32.991		1'33.623		1'33.126				1'33.428	
			70	303,3	14	282,7	16	303,3	12	297,5	10	300,0	9	295,0			9	294,2
22	37 O. JEZEK Yamaha YZF R1	CZE	1'33.088				1'33.928		1'33.553		1'33.541		1'33.088				1'33.516	
			73	305,9			15	300,8	18	295,8	10	302,5	8	303,3			22	305,9

24/02/2018

These data/results cannot be reproduced, stored and/or transmitted in whole or in part by any manner of electronic, mechanical, photocopying, recording, broadcasting or otherwise now known or herein after developed without the previous express consent by the copyright owner, except for reproduction in daily press and regular printed publications on sale to the public within 60 days of the event related to those data/results and always provided that copyright symbol appears together as follows below.

© DORNA WSBK ORGANIZATION Srl 2018

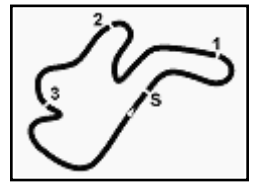
PIRELLI PERUGIA TIMING



Official Tyre Supplier



Official Timekeeper



Phillip Island 4.445 m

Australian Round, 23-24-25 February 2018

World Superbike - Provisional Starting Grid - Race 2

22 Laps x 4,445 km = 97,790 km

1	12 FORES X. Ducati	2	1 REA J. Kawasaki	3	22 LOWES A. Yamaha
2	2 CAMIER L. Honda	5	50 LAVERTY E. Aprilia	6	60 VAN DER MARK M. Yamaha
3	7 DAVIES C. Ducati	8	66 SYKES T. Kawasaki	9	33 MELANDRI M. Ducati
4	54 RAZGATLIOGLU T. Kawasaki	11	81 TORRES J. MV Agusta	12	45 GAGNE J. Honda
5	76 BAZ L. BMW	14	40 RAMOS R. Kawasaki	15	47 MAXWELL W. Yamaha
6	36 MERCADO L. Kawasaki	17	68 HERNANDEZ Y. Kawasaki	18	17 HERFOSS T. Honda
7	37 JEZEK O. Yamaha	20	25 FALZON D. Yamaha	21	99 JACOBSEN P. Honda

N.32 (Savadori L.) will not take part in the race. Declared unfit after SP2

24/02/2018 Jury President

..... Race Director

These data/results cannot be reproduced, stored and/or transmitted in whole or in part by any manner of electronic, mechanical, photocopying, recording, broadcasting or otherwise now known or herein after developed without the previous express consent by the copyright owner, except for reproduction in daily press and regular printed publications on sale to the public within 60 days of the event related to those data/results and always provided that copyright symbol appears together as follows below.

© DORNA WSBK ORGANIZATION Srl 2018

FICR PERUGIA TIMING



Official Tyre Supplier



Official Timekeeper