

Australian Round, 23-24-25 February 2018 World Superbike - Results Race 2

Laps 22 = 97,790 Km - Time of Race 34'42.633 - Avg. 169,038 km/h

Phillip Island 4.445 m

1 / 2

Pos	Race	Grid	No. Rider	Nat	Team	Bike	Class	LL	Gap	Fastest Lap	Speed	Qualifying		Ranking			
												Time	Speed	R1	R2	Tot	Pos
1	3	33	M. MELANDRI	ITA	Aruba.it Racing - Ducati	Ducati Panigale R		22		1'30.848	317,6	1'30.660	305,9	25	25	50	1
2	6	1	J. REA	GBR	Kawasaki Racing Team WorldSBK	Kawasaki ZX-10RR		22	0.021	1'31.004	310,3	1'31.056	305,9	11	20	31	3
3	7	12	X. FORES	ESP	Barni Racing Team	Ducati Panigale R	IND	22	0.304	1'31.172	306,8	1'31.080	305,1	13	16	29	4
4	1	66	T. SYKES	GBR	Kawasaki Racing Team WorldSBK	Kawasaki ZX-10RR		22	1.488	1'31.175	312,1	1'30.099	301,7	20	13	33	2
5	4	22	A. LOWES	GBR	Pata Yamaha Official WorldSBK Team	Yamaha YZF R1		22	2.474	1'31.129	310,3	1'30.767	302,5	10	11	21	5
6	11	2	L. CAMIER	GBR	Red Bull Honda World Superbike Team	Honda CBR1000RR		22	2.745	1'31.208	311,2		300,8	9	10	19	6
7	8	60	M. VAN DER MARK	NED	Pata Yamaha Official WorldSBK Team	Yamaha YZF R1		22	3.098	1'31.300	310,3	1'31.240	300,8	7	9	16	8
8	12	81	J. TORRES	ESP	MV Agusta Reparto Corse	MV Agusta 1000 F4		22	14.301	1'31.596	312,1		300,0		8	8	13
9	14	76	L. BAZ	FRA	GULF ALTHEA BMW Racing Team	BMW S 1000 RR		22	14.361	1'31.728	313,0	1'32.016	302,5	5	7	12	9
10	9	54	T. RAZGATLIOGLU	TUR	Kawasaki Puccetti Racing	Kawasaki ZX-10RR	IND	22	19.785	1'31.521	314,0	1'31.581	301,7	3	6	9	12
11	15	40	R. RAMOS	ESP	Team GoEleven Kawasaki	Kawasaki ZX-10RR	IND	22	25.237	1'32.077	302,5	1'32.161	303,4	2	5	7	14
12	17	36	L. MERCADO	ARG	Orelac Racing VerdNatura	Kawasaki ZX-10RR	IND	22	40.504	1'31.738	305,9	1'32.386	300,8	6	4	10	10
13	13	45	J. GAGNE	USA	Red Bull Honda World Superbike Team	Honda CBR1000RR		22	58.923	1'31.769	309,5	1'31.957	302,5	4	3	7	15
14	22	99	P. JACOBSEN	USA	TripleM Honda World Superbike Team	Honda CBR1000RR	IND	22	1'00.084	1'33.004	297,5	1'33.875	295,9		2	2	16
15	2	50	E. LAVERTY	IRL	Milwaukee Aprilia	Aprilia RSV4 RF		20	2 Laps	1'31.217	299,2	1'30.339	305,1	8	1	9	11
-----Not Classified-----																	
RET	5	7	C. DAVIES	GBR	Aruba.it Racing - Ducati	Ducati Panigale R		11	11 Laps	1'31.384	308,6	1'31.009	307,7	16		16	7
RET	20	37	O. JEZEK	CZE	Guandalini Racing	Yamaha YZF R1	IND	0				1'33.088	303,4	1		1	17
-----Disqualified-----																	
DSQ	21	25	D. FALZON	AUS	Yamaha Racing Team	Yamaha YZF R1	IND	12	10 Laps	1'33.546	291,9	1'33.126	295,1				

AIR	Humidity:	56%	Temp:	20°C
TRACK	Condition:	Dry	Temp:	29°C

Records	Pole (SP2)	2017	J.Rea	1'29.573	178,65 Km/h
	Race (RC1)	2014	C.Davies	1'30.949	175,94 Km/h
	Circuit (SP2)	2017	J.Rea	1'29.573	178,65 Km/h
Race Fastest Lap	(New Record)	Lap 15	M.Melandri	1'30.848	176,14 Km/h

LAP LEADERS				
No. Rider	From	To	Laps	Total
50 E. LAVERTY	1	2	2	2
7 C. DAVIES	3	7	5	
12 X. FORES	8	9	2	
7 C. DAVIES	10	10	1	6
99 P. JACOBSEN	11	11	1	1
25 D. FALZON	12	12	1	1
12 X. FORES	13	19	7	9
1 J. REA	20	20	1	1
33 M. MELANDRI	21	22	2	2

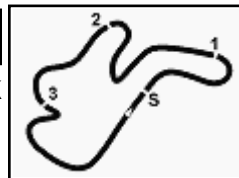
TOTAL LEADER LAPS				
No. Rider	Laps			
66 T. SYKES	18	99 P. JACOBSEN		1
12 X. FORES	9			
7 C. DAVIES	6			
33 M. MELANDRI	6			
50 E. LAVERTY	2			
1 J. REA	1			
25 D. FALZON	1			

Start 15:00 End 15:36 The results are provisional until the end of the time limit for protests and appeals and the completion of the technical checks.

25/02/2018 15:00 15:36 These data/results cannot be reproduced, stored and/or transmitted in whole or in part by any manner of electronic, mechanical, photocopying, recording, broadcasting or otherwise now known or herein after developed without the previous express consent by the copyright owner, except for reproduction in daily press and regular printed publications on sale to the public within 60 days of the event related to those data/results and always provided that copyright symbol appears together as follows below.

© DORNA WSBK ORGANIZATION Srl 2018





Australian Round, 23-24-25 February 2018 World Superbike - Results Race 2

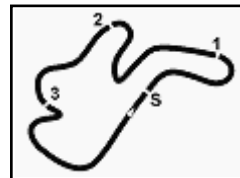
Race Highlights

Time	No. Rider	Description
14.57.56		Warm-up Lap Start
14.58.46		WorldSBK Pit Intervention Time: 1min 3secs
15.00.31		Start
15.00.55	37 Jezek	Technical Problem - Turn 1
15.01.23		No Jump Start
15.01.32	37 Jezek	Out
15.04.22	50 Laverty	Crashed - Turn 6
15.05.06	50 Laverty	Re-joined
15.10.28	45 Gagne	Crashed - Turn 4
15.10.41	45 Gagne	Re-joined
15.15.20	50 Laverty	Entered Pits
15.15.35	12 Fores	Entered Pits
15.15.36	1 Rea	Entered Pits
15.15.37	60 van der Mark	Entered Pits
15.15.38	54 Razgatlioglu	Entered Pits
15.17.07	7 Davies	Entered Pits
15.17.08	33 Melandri	Entered Pits
15.17.09	22 Lowes	Entered Pits
15.17.10	66 Sykes	Entered Pits
15.17.11	2 Camier	Entered Pits
15.17.13	81 Torres	Entered Pits
15.17.14	76 Baz	Entered Pits
15.17.16	36 Mercado	Entered Pits
15.17.17	40 Ramos	Entered Pits
15.17.43	45 Gagne	Entered Pits
15.19.05	99 Jacobsen	Entered Pits
15.19.35	7 Davies	Crashed - Turn 10
15.20.05	25 Falzon	BLACK FLAG (No Tyres Change)
15.20.49	25 Falzon	Entered Pits
15.22.06	7 Davies	Out
15.22.30	25 Falzon	Disqualified
15.29.53	50 Laverty	Entered Pits
15.36.05		End Of Session

Start End The results are provisional until the end of the time limit for protests and appeals
25/02/2018 15:00 15:36 and the completion of the technical checks.

These data/results cannot be reproduced, stored and/or transmitted in whole or in part by any manner of electronic, mechanical, photocopying, recording, broadcasting or otherwise now known or herein after developed without the previous express consent by the copyright owner, except for reproduction in daily press and regular printed publications on sale to the public within 60 days of the event related to those data/results and always provided that copyright symbol appears together as follows below.

© DORNA WSBK ORGANIZATION Srl 2018



Phillip Island 4.445 m

1 / 3

Australian Round, 23-24-25 February 2018
World Superbike - Lap Chart Race 2

		Lap																					
	1	2	3	4	5	6	7	8	9	10	11	12	13	14	15	16	17	18	19	20	21	22	
1	50	50	7	7	7	7	7	12	12	7	99	25	12	12	12	12	12	12	12	1	33	33	
2	1	2	12	1	12	12	12	7	7	2	25	33	66	1	1	1	1	1	1	33	1	1	
3	12	1	60	12	1	1	1	1	1	33	7	12	1	66	66	66	33	33	33	12	12	12	
4	2	7	1	33	60	33	33	60	60	66	66	66	33	60	33	33	66	66	66	66	66	66	
5	7	12	33	60	33	60	60	33	33	22	33	22	60	33	60	22	22	2	2	22	22	22	
6	60	60	2	2	2	2	2	2	2	81	22	1	22	22	22	60	2	22	22	2	2	2	
7	33	33	66	54	66	66	66	66	22	76	2	60	2	2	2	60	60	60	60	60	60	60	
8	66	66	54	66	54	54	22	22	66	36	12	2	81	81	81	81	81	81	81	81	81	81	
9	54	22	22	22	22	22	54	54	54	40	60	81	76	76	76	76	76	76	76	76	76	76	
10	22	54	76	76	81	81	81	81	81	99	1	76	54	54	54	54	54	54	54	54	54	54	
11	76	76	81	81	76	76	76	76	76	25	81	54	40	40	40	40	40	40	40	40	40	40	
12	36	81	45	45	45	45	36	36	36	45	76	40	36	36	36	36	36	36	36	36	36	36	
13	81	36	36	36	36	36	40	40	40	60	40	36	99	99	99	99	99	99	45	45	45	45	
14	45	45	40	40	40	40	99	99	99	1	54	99	45	45	45	45	45	45	99	99	99	99	
15	40	40	99	99	99	99	25	25	25	12	36	45	50	50	50	50	50	50	50				
16	99	99	25	25	25	25	45	45	45	54	45	50											
17	25	25	50	50	50	50	50	50	50	50	50												

Final Result			
1	33	M. MELANDRI	Laps 22
2	1	J. REA	0.021
3	12	X. FORES	0.304
4	66	T. SYKES	1.488
5	22	A. LOWES	2.474
6	2	L. CAMIER	2.745
7	60	M. VAN DER MARK	3.098
8	81	J. TORRES	14.301
9	76	L. BAZ	14.361
10	54	T. RAZGATLIOGLU	19.785
11	40	R. RAMOS	25.237
12	36	L. MERCADO	40.504
13	45	J. GAGNE	58.923
14	99	P. JACOBSEN	1'00.084
15	50	E. LAVERTY	2 Laps
RET	7	C. DAVIES	11 Laps
RET	37	O. JEZEK	
DSQ	25	D. FALZON	10 Laps

25/02/2018

These data/results cannot be reproduced, stored and/or transmitted in whole or in part by any manner of electronic, mechanical, photocopying, recording, broadcasting or otherwise now known or herein after developed without the previous express consent by the copyright owner, except for reproduction in daily press and regular printed publications on sale to the public within 60 days of the event related to those data/results and always provided that copyright symbol appears together as follows below.

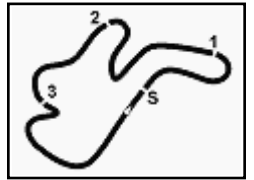
© DORNA WSBK ORGANIZATION Srl 2018

PIRELLI PERIGIA TIMING


Official Tyre Supplier



Official Timekeeper



Phillip Island 4.445 m

Australian Round, 23-24-25 February 2018
World Superbike - Lap Chart Race 2

Lap 1	
1	50 E.Lavery
2	1 J.Rea 1.119
3	12 X.Fores 1.155
4	2 L.Camier 1.186
5	7 C.Davies 1.208
6	60 M.van der Mark 1.485
7	33 M.Melandri 1.737
8	66 T.Sykes 1.997
9	54 T.Razgatioglu 2.091
10	22 A.Lowes 2.251
11	76 L.Baz 2.396
12	36 L.Mercado 2.679
13	81 J.Torres 2.745
14	45 J.Gagne 3.217
15	40 R.Ramos 3.226
16	99 P.Jacobsen 3.885
17	25 D.Falzon 4.096

Lap 2	
1	50 E.Lavery
2	2 L.Camier 1.227
3	1 J.Rea 1.303
4	7 C.Davies 1.375
5	12 X.Fores 1.557
6	60 M.van der Mark 1.662
7	33 M.Melandri 1.889
8	66 T.Sykes 2.292
9	22 A.Lowes 2.944
10	54 T.Razgatioglu 2.993
11	76 L.Baz 3.073
12	81 J.Torres 3.124
13	36 L.Mercado 3.714
14	45 J.Gagne 3.837
15	40 R.Ramos 4.304
16	99 P.Jacobsen 5.672
17	25 D.Falzon 6.425

Lap 3	
1	7 C.Davies
2	12 X.Fores 0.244
3	60 M.van der Mark 0.570
4	1 J.Rea 0.662
5	33 M.Melandri 0.745
6	2 L.Camier 1.042
7	66 T.Sykes 1.329
8	54 T.Razgatioglu 1.487
9	22 A.Lowes 1.600
10	76 L.Baz 2.053
11	81 J.Torres 2.068
12	45 J.Gagne 2.579
13	36 L.Mercado 2.898
14	40 R.Ramos 3.354
15	99 P.Jacobsen 6.194
16	25 D.Falzon 8.175
17	50 E.Lavery 58.702

Lap 4	
1	7 C.Davies
2	1 J.Rea 0.010
3	12 X.Fores 0.036
4	33 M.Melandri 0.172
5	60 M.van der Mark 0.388
6	2 L.Camier 0.844
7	54 T.Razgatioglu 1.004
8	66 T.Sykes 1.035
9	22 A.Lowes 2.107
10	76 L.Baz 2.173
11	81 J.Torres 2.173
12	45 J.Gagne 2.399
13	36 L.Mercado 2.545
14	40 R.Ramos 3.477
15	99 P.Jacobsen 7.815
16	25 D.Falzon 10.315

Lap 5	
1	7 C.Davies
2	12 X.Fores 0.033
3	1 J.Rea 0.375
4	60 M.van der Mark 0.430
5	33 M.Melandri 0.497
6	2 L.Camier 0.951
7	66 T.Sykes 1.247
8	54 T.Razgatioglu 1.408
9	22 A.Lowes 1.812
10	81 J.Torres 2.741
11	76 L.Baz 2.818
12	45 J.Gagne 3.044
13	36 L.Mercado 3.467
14	40 R.Ramos 4.624
15	99 P.Jacobsen 10.390
16	25 D.Falzon 13.237
17	50 E.Lavery 1'07.130

Lap 6	
1	7 C.Davies
2	12 X.Fores 0.032
3	1 J.Rea 0.458
4	33 M.Melandri 0.668
5	60 M.van der Mark 0.801
6	2 L.Camier 1.082
7	66 T.Sykes 1.221
8	54 T.Razgatioglu 1.506
9	22 A.Lowes 1.582
10	81 J.Torres 3.719
11	76 L.Baz 4.109
12	45 J.Gagne 4.150
13	36 L.Mercado 4.669
14	40 R.Ramos 5.390
15	99 P.Jacobsen 12.773
16	25 D.Falzon 16.401
17	50 E.Lavery 1'09.883

Lap 7	
1	7 C.Davies
2	12 X.Fores 0.065
3	1 J.Rea 0.375
4	33 M.Melandri 0.468
5	60 M.van der Mark 0.715
6	2 L.Camier 1.052
7	66 T.Sykes 1.408
8	22 A.Lowes 1.740
9	54 T.Razgatioglu 2.194
10	81 J.Torres 4.091
11	76 L.Baz 4.944
12	36 L.Mercado 5.865
13	40 R.Ramos 6.819
14	99 P.Jacobsen 15.106
15	25 D.Falzon 19.857
16	45 J.Gagne 29.279
17	50 E.Lavery 1'11.967

Lap 8	
1	12 X.Fores
2	7 C.Davies 0.263
3	1 J.Rea 0.368
4	60 M.van der Mark 0.452
5	33 M.Melandri 0.639
6	2 L.Camier 1.280
7	66 T.Sykes 1.472
8	22 A.Lowes 1.490
9	54 T.Razgatioglu 2.530
10	81 J.Torres 4.588
11	76 L.Baz 5.444
12	36 L.Mercado 6.625
13	40 R.Ramos 8.197
14	99 P.Jacobsen 17.353

Lap 9	
1	12 X.Fores
2	7 C.Davies 0.226
3	1 J.Rea 0.531
4	60 M.van der Mark 0.571
5	33 M.Melandri 0.767
6	2 L.Camier 1.162
7	22 A.Lowes 1.663
8	66 T.Sykes 1.734
9	54 T.Razgatioglu 3.227
10	81 J.Torres 4.794
11	76 L.Baz 6.002
12	36 L.Mercado 7.574
13	40 R.Ramos 9.255
14	99 P.Jacobsen 19.729
15	25 D.Falzon 25.931
16	45 J.Gagne 33.034
17	50 E.Lavery

Lap 10	
1	7 C.Davies
2	2 L.Camier 1.243
3	33 M.Melandri 1.247
4	66 T.Sykes 1.309
5	22 A.Lowes 1.382
6	81 J.Torres 4.599
7	76 L.Baz 5.993
8	36 L.Mercado 7.588
9	40 R.Ramos 9.795
10	99 P.Jacobsen 21.598
11	25 D.Falzon 28.103
12	45 J.Gagne 33.774
13	60 M.van der Mark 57.353
14	1 J.Rea 57.606
15	12 X.Fores 58.343
16	54 T.Razgatioglu 1'06.220
17	50 E.Lavery

Lap 11	
1	99 P.Jacobsen
2	25 D.Falzon 7.006
3	7 C.Davies 33.923
4	66 T.Sykes 34.530
5	33 M.Melandri 34.595
6	22 A.Lowes 35.067
7	2 L.Camier 35.101
8	12 X.Fores 38.327
9	60 M.van der Mark 38.617
10	1 J.Rea 38.804
11	81 J.Torres 39.454
12	76 L.Baz 39.771
13	40 R.Ramos 43.435
14	54 T.Razgatioglu 46.235
15	36 L.Mercado 51.976
16	45 J.Gagne 1'09.644
17	50 E.Lavery

Lap 12	
1	25 D.Falzon
2	33 M.Melandri 27.272
3	12 X.Fores 27.348
4	66 T.Sykes 27.457
5	22 A.Lowes 27.537
6	1 J.Rea 27.967
7	60 M.van der Mark 28.079
8	2 L.Camier 29.213
9	81 J.Torres 32.757
10	76 L.Baz 33.308
11	54 T.Razgatioglu 35.785
12	40 R.Ramos 37.023

13	36 L.Mercado 48.180
14	99 P.Jacobsen 58.294
15	45 J.Gagne 1'05.979
16	50 E.Lavery

Lap 13	
1	12 X.Fores
2	66 T.Sykes 0.153
3	1 J.Rea 0.255
4	33 M.Melandri 0.480
5	60 M.van der Mark 0.663
6	22 A.Lowes 0.920
7	2 L.Camier 1.705
8	81 J.Torres 5.898
9	76 L.Baz 6.320
10	54 T.Razgatioglu 9.911
11	40 R.Ramos 10.912
12	36 L.Mercado 22.251
13	99 P.Jacobsen 37.491
14	45 J.Gagne 41.204
15	50 E.Lavery

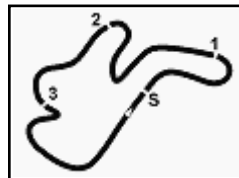
Lap 14	
1	12 X.Fores
2	1 J.Rea 0.265
3	66 T.Sykes 0.422
4	60 M.van der Mark 0.993
5	33 M.Melandri 1.003
6	22 A.Lowes 1.304
7	2 L.Camier 1.677
8	81 J.Torres 6.561
9	76 L.Baz 6.846
10	54 T.Razgatioglu 10.803
11	40 R.Ramos 12.254
12	36 L.Mercado 23.525
13	99 P.Jacobsen 39.745
14	45 J.Gagne 43.473
15	50 E.Lavery

Lap 15	
1	12 X.Fores
2	1 J.Rea 0.328
3	66 T.Sykes 0.543
4	33 M.Melandri 0.679
5	60 M.van der Mark 1.391
6	22 A.Lowes 1.457
7	2 L.Camier 1.854
8	81 J.Torres 7.319
9	76 L.Baz 7.627
10	54 T.Razgatioglu 11.929
11	40 R.Ramos 13.654
12	36 L.Mercado 25.041
13	99 P.Jacobsen 42.427
14	45 J.Gagne 45.745
15	50 E.Lavery

Lap 16	
1	12 X.Fores
2	1 J.Rea 0.240
3	66 T.Sykes 0.554
4	33 M.Melandri 0.629
5	22 A.Lowes 1.486
6	60 M.van der Mark 1.612
7	2 L.Camier 1.973
8	81 J.Torres 7.933
9	76 L.Baz 8.490
10	54 T.Razgatioglu 12.891
11	40 R.Ramos 15.315
12	36 L.Mercado 26.208
13	99 P.Jacobsen 45.127
14	45 J.Gagne 47.736
15	50 E.Lavery

Lap 17	

25/02/2018
 These data/results cannot be reproduced, stored and/or transmitted in whole or in part by any manner of electronic, mechanical, photocopying, recording, broadcasting or otherwise now known or herein after developed without the previous express consent by the copyright owner, except for reproduction in daily press and regular printed publications on sale to the public within 60 days of the event related to those data/results and always provided that copyright symbol appears together as follows below.
 © DORNA WSBK ORGANIZATION Srl 2018



Phillip Island 4.445 m

3 / 3

Australian Round, 23-24-25 February 2018

World Superbike - Lap Chart Race 2

1	12	X.Fores		7	60	M.van der Mark	2.626
2	1	J.Rea	0.242	8	81	J.Torres	12.438
3	33	M.Melandri	0.350	9	76	L.Baz	12.696
4	66	T.Sykes	1.413	10	54	T.Razgatioglu	18.504
5	22	A.Lowes	1.740	11	40	R.Ramos	22.875
6	2	L.Camier	2.092	12	36	L.Mercado	34.854
7	60	M.van der Mark	2.172	13	45	J.Gagne	57.049
8	81	J.Torres	8.525	14	99	P.Jacobsen	57.834
9	76	L.Baz	9.132				
10	54	T.Razgatioglu	13.758				
11	40	R.Ramos	17.298				
12	36	L.Mercado	27.776				
13	99	P.Jacobsen	47.892				
14	45	J.Gagne	49.519				
15	50	E.Laverty					

Lap 22

1	33	M.Melandri	
2	1	J.Rea	0.021
3	12	X.Fores	0.304
4	66	T.Sykes	1.488
5	22	A.Lowes	2.474
6	2	L.Camier	2.745
7	60	M.van der Mark	3.098
8	81	J.Torres	14.301
9	76	L.Baz	14.361
10	54	T.Razgatioglu	19.785
11	40	R.Ramos	25.237
12	36	L.Mercado	40.504
13	45	J.Gagne	58.923
14	99	P.Jacobsen	1'00.084

Lap 18

1	12	X.Fores	
2	1	J.Rea	0.154
3	33	M.Melandri	0.254
4	66	T.Sykes	1.070
5	2	L.Camier	1.790
6	22	A.Lowes	2.070
7	60	M.van der Mark	2.434
8	81	J.Torres	9.499
9	76	L.Baz	10.060
10	54	T.Razgatioglu	14.605
11	40	R.Ramos	18.573
12	36	L.Mercado	29.357
13	99	P.Jacobsen	50.598
14	45	J.Gagne	51.353
15	50	E.Laverty	

Lap 19

1	12	X.Fores	
2	1	J.Rea	0.162
3	33	M.Melandri	0.249
4	66	T.Sykes	0.677
5	2	L.Camier	1.476
6	22	A.Lowes	1.577
7	60	M.van der Mark	2.187
8	81	J.Torres	10.065
9	76	L.Baz	10.605
10	54	T.Razgatioglu	15.476
11	40	R.Ramos	19.606
12	36	L.Mercado	30.687
13	45	J.Gagne	52.730
14	99	P.Jacobsen	52.750
15	50	E.Laverty	

Lap 20

1	1	J.Rea	
2	33	M.Melandri	0.245
3	12	X.Fores	0.437
4	66	T.Sykes	0.865
5	22	A.Lowes	1.846
6	2	L.Camier	2.252
7	60	M.van der Mark	2.351
8	81	J.Torres	11.098
9	76	L.Baz	11.403
10	54	T.Razgatioglu	16.749
11	40	R.Ramos	21.075
12	36	L.Mercado	32.463
13	45	J.Gagne	54.808
14	99	P.Jacobsen	55.280
15	50	E.Laverty	

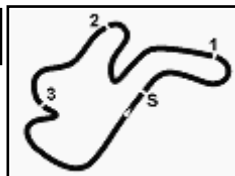
Lap 21

1	33	M.Melandri	
2	1	J.Rea	0.008
3	12	X.Fores	0.394
4	66	T.Sykes	1.070
5	22	A.Lowes	2.174
6	2	L.Camier	2.520

25/02/2018

These data/results cannot be reproduced, stored and/or transmitted in whole or in part by any manner of electronic, mechanical, photocopying, recording, broadcasting or otherwise now known or herein after developed without the previous express consent by the copyright owner, except for reproduction in daily press and regular printed publications on sale to the public within 60 days of the event related to those data/results and always provided that copyright symbol appears together as follows below.

© DORNA WSBK ORGANIZATION Srl 2018



Phillip Island 4.445 m

Australian Round, 23-24-25 February 2018 World Superbike - Best Sector & Speed Race 2

RESULTS

1	33 M. MELANDRI	Ducati Panigale R	Laps 22
2	1 J. REA	Kawasaki ZX-10RR	0.021
3	12 X. FORES	Ducati Panigale R	0.304
4	66 T. SYKES	Kawasaki ZX-10RR	1.488
5	22 A. LOWES	Yamaha YZF R1	2.474
6	2 L. CAMIER	Honda CBR1000RR	2.745
7	60 M. VAN DER MARK	Yamaha YZF R1	3.098
8	81 J. TORRES	MV Austa 1000 F4	14.301
9	76 L. BAZ	BMW S 1000 RR	14.361
10	54 T. RAZGATLIOGLU	Kawasaki ZX-10RR	19.785
11	40 R. RAMOS	Kawasaki ZX-10RR	25.237
12	36 L. MERCADO	Kawasaki ZX-10RR	40.504
13	45 J. GAGNE	Honda CBR1000RR	58.923
14	99 P. JACOBSEN	Honda CBR1000RR	1'00.084
15	50 E. LAVERTY	Aprilia RSV4 RF	2 Laps
RET	7 C. DAVIES	Ducati Panigale R	11 Laps
RET	37 O. JEZEK	Yamaha YZF R1	
DSQ	25 D. FALZON	Yamaha YZF R1	10 Laps

SPEED

1	33 M. MELANDRI	Ducati Panigale R	317,6
2	54 T. RAZGATLIOGLU	Kawasaki ZX-10RR	314,0
3	76 L. BAZ	BMW S 1000 RR	313,0
4	66 T. SYKES	Kawasaki ZX-10RR	312,1
5	81 J. TORRES	MV Agusta 1000 F4	312,1
6	2 L. CAMIER	Honda CBR1000RR	311,2
7	1 J. REA	Kawasaki ZX-10RR	310,3
8	22 A. LOWES	Yamaha YZF R1	310,3
9	60 M. VAN DER MARK	Yamaha YZF R1	310,3
10	45 J. GAGNE	Honda CBR1000RR	309,5
11	7 C. DAVIES	Ducati Panigale R	308,6
12	12 X. FORES	Ducati Panigale R	306,8
13	36 L. MERCADO	Kawasaki ZX-10RR	305,9
14	40 R. RAMOS	Kawasaki ZX-10RR	302,5
15	50 E. LAVERTY	Aprilia RSV4 RF	299,2
16	99 P. JACOBSEN	Honda CBR1000RR	297,5
17	25 D. FALZON	Yamaha YZF R1	291,9

SEG. 1

1	2 L. CAMIER	21.679
2	12 X. FORES	21.680
3	60 M. VAN DER MARK	21.688
4	1 J. REA	21.702
5	33 M. MELANDRI	21.743
6	22 A. LOWES	21.750
7	54 T. RAZGATLIOGLU	21.764
8	66 T. SYKES	21.784
9	76 L. BAZ	21.812
10	7 C. DAVIES	21.870
11	45 J. GAGNE	21.875
12	50 E. LAVERTY	21.903
13	36 L. MERCADO	21.990
14	81 J. TORRES	22.008
15	40 R. RAMOS	22.025
16	99 P. JACOBSEN	22.218
17	25 D. FALZON	22.347

SEG. 2

1	7 C. DAVIES	26.142
2	2 L. CAMIER	26.230
3	1 J. REA	26.233
4	50 E. LAVERTY	26.249
5	66 T. SYKES	26.271
6	33 M. MELANDRI	26.282
7	22 A. LOWES	26.291
8	60 M. VAN DER MARK	26.440
9	81 J. TORRES	26.450
10	12 X. FORES	26.453
11	54 T. RAZGATLIOGLU	26.479
12	36 L. MERCADO	26.531
13	76 L. BAZ	26.539
14	40 R. RAMOS	26.596
15	45 J. GAGNE	26.692
16	99 P. JACOBSEN	26.873
17	25 D. FALZON	27.045

SEG. 3

1	12 X. FORES	17.232
2	66 T. SYKES	17.249
3	22 A. LOWES	17.250
4	7 C. DAVIES	17.251
5	50 E. LAVERTY	17.254
6	60 M. VAN DER MARK	17.271
7	2 L. CAMIER	17.288
8	54 T. RAZGATLIOGLU	17.289
9	1 J. REA	17.296
10	33 M. MELANDRI	17.333
11	76 L. BAZ	17.416
12	45 J. GAGNE	17.424
13	81 J. TORRES	17.453
14	40 R. RAMOS	17.454
15	36 L. MERCADO	17.493
16	99 P. JACOBSEN	17.678
17	25 D. FALZON	17.763

SEG. 4

1	33 M. MELANDRI	25.446
2	60 M. VAN DER MARK	25.464
3	50 E. LAVERTY	25.466
4	12 X. FORES	25.484
5	1 J. REA	25.503
6	22 A. LOWES	25.527
7	66 T. SYKES	25.548
8	7 C. DAVIES	25.555
9	81 J. TORRES	25.604
10	2 L. CAMIER	25.662
11	54 T. RAZGATLIOGLU	25.672
12	45 J. GAGNE	25.723
13	36 L. MERCADO	25.724
14	76 L. BAZ	25.760
15	40 R. RAMOS	25.772
16	99 P. JACOBSEN	26.060
17	25 D. FALZON	26.128

25/02/2018

These data/results cannot be reproduced, stored and/or transmitted in whole or in part by any manner of electronic, mechanical, photocopying, recording, broadcasting or otherwise now known or herein after developed without the previous express consent by the copyright owner, except for reproduction in daily press and regular printed publications on sale to the public within 60 days of the event related to those data/results and always provided that copyright symbol appears together as follows below.

© DORNA WSBK ORGANIZATION Srl 2018

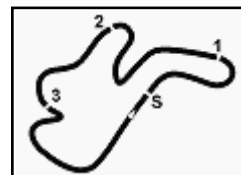
FICR PERUGIA TIMING



Official Tyre Supplier



Official Timekeeper



Phillip Island 4.445 m

Australian Round, 23-24-25 February 2018 World Superbike - Chronological Analysis Race 2

Start at 15:00'18.034

1 / 4

1° 33 M. MELANDRI (1'30.848)

Lap	Seg.1	Seg.2	Seg.3	Seg.4	Lap Time	km/h	Local Time
1		26.748	17.461	25.663	1'38.329		15:01'56.363
2	22.000	26.590	17.333	25.446	1'31.369	317,6	15:03'27.732
3	21.926	26.676	17.705	25.576	1'31.883	314,0	15:04'59.615
4	21.961	26.548	17.402	25.607	1'31.518	310,3	15:06'31.133
5	22.251	26.619	17.410	25.469	1'31.749	291,1	15:08'02.882
6	22.081	26.546	17.444	25.621	1'31.712	308,6	15:09'34.594
7	21.755	26.506	17.429	25.580	1'31.270	313,0	15:11'05.864
8	21.888	26.675	17.451	25.807	1'31.821	313,0	15:12'37.685
9	21.981	26.612	17.489	25.714	1'31.796	309,5	15:14'09.481
10	21.828	26.617	17.534	26.941	1'32.920	308,6	15:15'42.401
11	21.875	26.388	17.471	1'23.570	2'29.304P	305,1	15:18'11.705
12	25.425	26.364	17.377	25.899	1'35.065P		15:19'46.770
13	22.328	26.741	17.379	25.476	1'31.924	297,5	15:21'18.694
14	21.905	26.915	17.407	25.621	1'31.849	310,3	15:22'50.543
15	21.743	26.282	17.358	25.465	1'30.848	303,4	15:24'21.391
16	21.900	26.479	17.420	25.532	1'31.331	311,2	15:25'52.722
17	21.875	26.361	17.411	25.510	1'31.157	307,7	15:27'23.879
18	21.857	26.427	17.465	25.673	1'31.422	306,8	15:28'55.301
19	21.932	26.651	17.449	25.655	1'31.687	300,8	15:30'26.988
20	21.880	26.476	17.422	25.517	1'31.295	307,7	15:31'58.283
21	21.775	26.348	17.407	25.463	1'30.993	306,8	15:33'29.276
22	22.058	26.456	17.345	25.532	1'31.391	300,0	15:35'00.667

13	21.733	26.523	17.389	25.723	1'31.368	300,8	15:21'18.214
14	21.719	26.453	17.319	25.835	1'31.326	296,7	15:22'49.540
15	21.718	26.478	17.269	25.707	1'31.172	296,7	15:24'20.712
16	21.713	26.525	17.328	25.815	1'31.381	297,5	15:25'52.093
17	21.695	26.602	17.380	25.759	1'31.436	295,9	15:27'23.529
18	21.779	26.487	17.377	25.875	1'31.518	296,7	15:28'55.047
19	21.907	26.582	17.344	25.859	1'31.692	295,9	15:30'26.739
20	21.969	26.795	17.363	25.609	1'31.736	297,5	15:31'58.475
21	21.776	26.458	17.303	25.658	1'31.195	300,0	15:33'29.670
22	21.772	26.615	17.232	25.682	1'31.301	302,5	15:35'00.971

4° 66 T. SYKES (1'31.175)

Lap	Seg.1	Seg.2	Seg.3	Seg.4	Lap Time	km/h	Local Time
1		27.042	17.372	25.750	1'38.589		15:01'56.623
2	21.966	26.555	17.339	25.652	1'31.512	312,1	15:03'28.135
3	21.898	26.693	17.703	25.770	1'32.064	307,7	15:05'00.199
4	21.912	26.725	17.453	25.707	1'31.797	307,7	15:06'31.996
5	21.900	26.514	17.410	25.812	1'31.636	306,8	15:08'03.632
6	21.912	26.414	17.466	25.723	1'31.515	305,1	15:09'35.147
7	21.953	26.541	17.408	25.755	1'31.657	310,3	15:11'06.804
8	21.784	26.453	17.540	25.937	1'31.714	306,8	15:12'38.518
9	22.175	26.543	17.480	25.732	1'31.930	305,1	15:14'10.448
10	21.851	26.489	17.443	26.232	1'32.015	310,3	15:15'42.463
11	22.195	26.792	17.631	1'22.559	2'29.177P	307,7	15:18'11.640
12	26.119	26.399	17.249	25.548	1'35.315P		15:19'46.955
13	22.009	26.383	17.347	25.673	1'31.412	289,5	15:21'18.367
14	22.108	26.463	17.316	25.708	1'31.595	299,2	15:22'49.962
15	21.821	26.472	17.291	25.709	1'31.293	306,8	15:24'21.255
16	21.805	26.377	17.442	25.768	1'31.392	303,4	15:25'52.647
17	22.832	26.400	17.315	25.748	1'32.295	300,8	15:27'24.942
18	21.856	26.271	17.390	25.658	1'31.175	295,9	15:28'56.117
19	21.814	26.349	17.385	25.751	1'31.299	301,7	15:30'27.416
20	21.795	26.492	17.410	25.790	1'31.487	303,4	15:31'58.903
21	21.918	26.320	17.399	25.806	1'31.443	300,8	15:33'30.346
22	21.853	26.501	17.474	25.981	1'31.809	302,5	15:35'02.155

2° 1 J. REA (1'31.004)

Lap	Seg.1	Seg.2	Seg.3	Seg.4	Lap Time	km/h	Local Time
1		26.774	17.439	26.133	1'37.711		15:01'55.745
2	22.154	26.367	17.296	25.584	1'31.401	295,1	15:03'27.146
3	22.101	26.752	17.796	25.737	1'32.386	301,7	15:04'59.532
4	21.702	26.363	17.392	25.982	1'31.439	307,7	15:06'30.971
5	22.170	26.559	17.390	25.670	1'31.789	290,3	15:08'02.760
6	21.792	26.649	17.411	25.772	1'31.624	309,5	15:09'34.384
7	21.733	26.467	17.419	25.768	1'31.387	306,8	15:11'05.771
8	21.811	26.638	17.415	25.779	1'31.643	310,3	15:12'37.414
9	22.020	26.654	17.418	25.739	1'31.831	308,6	15:14'09.245
10	21.751	26.486	17.509	1'23.769	2'29.515P	306,8	15:16'38.760
11	27.461	26.448	17.490	25.755	1'37.154P		15:18'15.914
12	21.952	26.680	17.345	25.574	1'31.551	308,6	15:19'47.465
13	21.830	26.328	17.343	25.503	1'31.004	307,7	15:21'18.469
14	21.853	26.345	17.376	25.762	1'31.336	309,5	15:22'49.805
15	21.802	26.387	17.325	25.721	1'31.235	300,8	15:24'21.040
16	21.747	26.338	17.370	25.838	1'31.293	301,7	15:25'52.333
17	21.841	26.488	17.353	25.756	1'31.438	303,4	15:27'23.771
18	21.769	26.433	17.485	25.743	1'31.430	303,4	15:28'55.201
19	21.886	26.621	17.388	25.805	1'31.700	307,7	15:30'26.901
20	21.730	26.233	17.381	25.793	1'31.137	308,6	15:31'58.038
21	21.847	26.239	17.366	25.794	1'31.246	295,1	15:33'29.284
22	21.979	26.253	17.349	25.823	1'31.404	295,9	15:35'00.688

5° 22 A. LOWES (1'31.129)

Lap	Seg.1	Seg.2	Seg.3	Seg.4	Lap Time	km/h	Local Time
1		26.833	17.333	26.614	1'38.843		15:01'56.877
2	21.950	26.692	17.369	25.899	1'31.910	310,3	15:03'28.787
3	21.948	26.543	17.665	25.527	1'31.683	305,9	15:05'00.470
4	21.890	26.792	17.426	26.490	1'32.598	309,5	15:06'33.068
5	21.865	26.291	17.327	25.646	1'31.129	305,1	15:08'04.197
6	21.763	26.467	17.434	25.647	1'31.311	306,8	15:09'35.508
7	21.908	26.471	17.458	25.791	1'31.628	307,7	15:11'07.136
8	21.750	26.394	17.420	25.836	1'31.400	308,6	15:12'38.536
9	21.853	26.429	17.402	26.157	1'31.841	305,9	15:14'10.377
10	22.034	26.558	17.479	26.088	1'32.159	303,4	15:15'42.536
11	22.181	26.433	17.367	1'23.660	2'29.641P	306,8	15:18'12.177
12	25.341	26.379	17.250	25.888	1'34.858P		15:19'47.035
13	22.603	26.563	17.398	25.535	1'32.099	291,1	15:21'19.134
14	21.830	26.772	17.475	25.633	1'31.710	308,6	15:22'50.844
15	21.853	26.501	17.383	25.588	1'31.325	308,6	15:24'22.169
16	21.845	26.427	17.390	25.748	1'31.410	304,2	15:25'53.579
17	22.026	26.570	17.404	25.690	1'31.690	302,5	15:27'25.269
18	21.843	26.787	17.493	25.725	1'31.848	300,8	15:28'57.117
19	21.820	26.369	17.378	25.632	1'31.199	304,2	15:30'28.316
20	21.845	26.515	17.452	25.756	1'31.568	309,5	15:31'59.884
21	21.860	26.441	17.404	25.861	1'31.566	301,7	15:33'31.450
22	21.876	26.424	17.468	25.923	1'31.691	299,2	15:35'03.141

3° 12 X. FORES (1'31.172)

Lap	Seg.1	Seg.2	Seg.3	Seg.4	Lap Time	km/h	Local Time
1		26.815	17.394	26.043	1'37.747		15:01'55.781
2	22.238	26.562	17.335	25.484	1'31.619	296,7	15:03'27.400
3	21.945	26.683	17.521	25.565	1'31.714	306,8	15:04'59.114
4	21.805	27.014	17.354	25.710	1'31.883	303,4	15:06'30.997
5	21.912	26.478	17.312	25.719	1'31.421	295,1	15:08'02.418
6	21.932	26.557	17.368	25.683	1'31.540	298,3	15:09'33.958
7	21.751	26.648	17.433	25.671	1'31.503	295,9	15:11'05.461
8	21.680	26.644	17.445	25.816	1'31.585	299,2	15:12'37.046
9	21.847	26.608	17.373	25.840	1'31.668	295,9	15:14'08.714
10	21.878	26.548	17.482	1'24.875	2'30.783P	296,7	15:16'39.497
11	26.102	26.653	17.363	25.822	1'35.940P		15:18'15.437
12	21.797	26.456	17.282	25.874	1'31.409	294,3	15:19'46.846

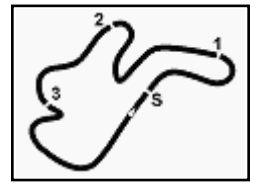
6° 2 L. CAMIER (1'31.208)

Lap	Seg.1	Seg.2	Seg.3	Seg.4	Lap Time	km/h	Local Time
1		26.902	17.388	25.709	1'37.778		15:01'55.812

25/02/2018 P = Pits In/Out - C = Lap Time Cancelled

These data/results cannot be reproduced, stored and/or transmitted in whole or in part by any manner of electronic, mechanical, photocopying, recording, broadcasting or otherwise now known or herein after developed without the previous express consent by the copyright owner, except for reproduction in daily press and regular printed publications on sale to the public within 60 days of the event related to those data/results and always provided that copyright symbol appears together as follows below.

© DORNA WSBK ORGANIZATION Srl 2018



Australian Round, 23-24-25 February 2018

World Superbike - Chronological Analysis Race 2

Phillip Island 4.445 m

Start at 15:00'18.034

2 / 4

2	21.992	26.230	17.325	25.711	1'31.258	298,3	15:03'27.070	16	22.091	26.515	17.519	25.870	1'31.995	292,7	15:26'00.026
3	22.489	27.042	17.548	25.763	1'32.842	296,7	15:04'59.912	17	22.027	26.499	17.572	25.930	1'32.028	291,1	15:27'32.054
4	22.027	26.543	17.356	25.967	1'31.893	309,5	15:06'31.805	18	22.155	26.917	17.524	25.896	1'32.492	288,8	15:29'04.546
5	21.821	26.581	17.462	25.667	1'31.531	307,7	15:08'03.336	19	22.052	26.595	17.664	25.947	1'32.258	291,1	15:30'36.804
6	21.879	26.515	17.369	25.909	1'31.672	305,9	15:09'35.008	20	22.178	26.557	17.680	25.917	1'32.332	292,7	15:32'09.136
7	21.900	26.488	17.390	25.662	1'31.440	311,2	15:11'06.448	21	22.179	26.816	17.551	26.032	1'32.578	291,1	15:33'41.714
8	21.733	26.638	17.395	26.112	1'31.878	309,5	15:12'38.326	22	22.301	26.791	17.626	26.536	1'33.254	288,0	15:35'14.968
9	21.881	26.485	17.349	25.835	1'31.550	305,1	15:14'09.876								

9° 76 L. BAZ (1'31.728)

Lap	Seg.1	Seg.2	Seg.3	Seg.4	Lap Time	km/h	Local Time
1					1'38.988	300,0	15:18'12.211
2	21.946	26.772	17.416	25.760	1'31.894	313,0	15:03'28.916
3	21.976	26.673	17.502	25.856	1'32.007	308,6	15:05'00.923
4	21.812	26.643	17.445	26.311	1'32.211	300,0	15:06'33.134
5	21.976	26.557	17.491	26.045	1'32.069	298,3	15:08'05.203
6	22.046	26.950	17.730	26.106	1'32.832	297,5	15:09'38.035
7	22.001	26.723	17.553	26.028	1'32.305	298,3	15:11'10.340
8	21.838	26.673	17.608	26.031	1'32.150	298,3	15:12'42.490
9	21.957	26.590	17.647	26.032	1'32.226	296,7	15:14'14.716
10	21.979	26.744	17.617	26.091	1'32.431	296,7	15:15'47.147
11	21.964	26.648	17.603	1'23.519	2'29.734P	297,5	15:18'16.881
12	25.736	26.796	17.474	25.919	1'35.925P		15:19'52.806
13	21.830	26.539	17.555	25.804	1'31.728	296,7	15:21'24.534
14	21.846	26.624	17.490	25.892	1'31.852	300,0	15:22'56.386
15	21.903	26.680	17.499	25.871	1'31.953	301,7	15:24'28.339
16	21.961	26.791	17.553	25.939	1'32.244	297,5	15:26'00.583
17	21.921	26.649	17.547	25.961	1'32.078	296,7	15:27'32.661
18	22.102	26.787	17.537	26.020	1'32.446	295,1	15:29'05.107
19	21.888	26.685	17.639	26.025	1'32.237	297,5	15:30'37.344
20	21.933	26.634	17.554	25.976	1'32.097	297,5	15:32'09.441
21	22.081	26.760	17.613	26.077	1'32.531	298,3	15:33'41.972
22	22.000	27.025	17.554	26.477	1'33.056	295,9	15:35'15.028

10° 54 T. RAZGATLIOGLU (1'31.521)

Lap	Seg.1	Seg.2	Seg.3	Seg.4	Lap Time	km/h	Local Time
1					1'38.077		15:01'56.111
2	22.153	26.503	17.274	25.464	1'31.394	302,5	15:03'27.505
3	21.929	26.733	17.665	25.608	1'31.935	304,2	15:04'59.440
4	22.223	26.600	17.409	25.677	1'31.909	296,7	15:06'31.349
5	21.900	26.626	17.317	25.623	1'31.466	302,5	15:08'02.815
6	21.882	26.690	17.293	26.047	1'31.912	309,5	15:09'34.727
7	21.842	26.566	17.431	25.545	1'31.384	310,3	15:11'06.111
8	21.784	26.735	17.271	25.597	1'31.387	307,7	15:12'37.498
9	22.057	26.440	17.603	25.687	1'31.787	303,4	15:14'09.285
10	21.817	26.647	17.380	1'23.378	2'29.222P	299,2	15:16'38.507
11	27.268	26.744	17.403	25.805	1'37.220P		15:18'15.727
12	22.228	26.594	17.466	25.562	1'31.850	295,9	15:19'47.577
13	21.841	26.627	17.313	25.519	1'31.300	307,7	15:21'18.877
14	21.904	26.617	17.375	25.760	1'31.656	305,9	15:22'50.533
15	22.014	26.535	17.357	25.664	1'31.570	298,3	15:24'22.103
16	22.045	26.600	17.347	25.610	1'31.602	295,1	15:25'53.705
17	22.066	26.891	17.433	25.606	1'31.996	306,8	15:27'25.701
18	21.739	26.791	17.368	25.882	1'31.780	308,6	15:28'57.481
19	21.688	26.547	17.440	25.770	1'31.445	304,2	15:30'28.926
20	21.745	26.542	17.477	25.699	1'31.463	298,3	15:32'00.389
21	21.709	26.661	17.432	25.711	1'31.513	305,1	15:33'31.902
22	21.802	26.715	17.499	25.847	1'31.863	305,9	15:35'03.765
12	22.066	26.519	17.510	25.843	1'31.938	288,8	15:19'55.283
13	21.964	26.479	17.567	26.832	1'32.842	291,9	15:21'28.125
14	22.154	26.492	17.606	25.966	1'32.218	288,8	15:23'00.343
15	22.097	26.530	17.582	26.089	1'32.298	291,9	15:24'32.641
16	22.118	26.565	17.582	26.078	1'32.343	290,3	15:26'04.984
17	22.171	26.543	17.556	26.033	1'32.303	290,3	15:27'37.287
18	22.144	26.603	17.605	26.013	1'32.365	289,5	15:29'09.652
19	22.122	26.683	17.633	26.125	1'32.563	293,5	15:30'42.215
20	22.138	26.698	17.683	26.053	1'32.572	292,7	15:32'14.787
21	22.301	26.771	17.731	26.190	1'32.993	290,3	15:33'47.780
22	22.218	26.601	17.690	26.163	1'32.672	289,5	15:35'20.452

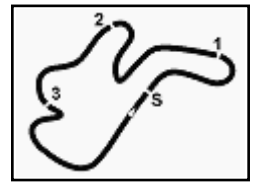
11° 40 R. RAMOS (1'32.077)

Lap	Seg.1	Seg.2	Seg.3	Seg.4	Lap Time	km/h	Local Time
1					1'39.337		15:01'57.371
2	22.049	26.490	17.453	25.604	1'31.596	312,1	15:03'28.967
3	22.008	26.749	17.567	25.647	1'31.971	306,8	15:05'00.938
4	22.087	26.606	17.508	25.995	1'32.196	294,3	15:06'33.134
5	22.132	26.556	17.555	25.749	1'31.992	295,9	15:08'05.126
6	22.181	26.922	17.542	25.874	1'32.519	298,3	15:09'37.645
7	22.080	26.476	17.496	25.790	1'31.842	295,1	15:11'09.487
8	22.095	26.645	17.535	25.872	1'32.147	295,1	15:12'41.634
9	22.072	26.551	17.491	25.760	1'31.874	295,1	15:14'13.508
10	22.109	26.537	17.542	26.057	1'32.245	295,1	15:15'45.753
11	22.096	26.603	17.545	1'24.567	2'30.811P	294,3	15:18'16.564
12	25.505	26.635	17.515	26.036	1'35.691P		15:19'52.255
13	22.029	26.450	17.501	25.877	1'31.857	291,9	15:21'24.112
14	22.088	26.523	17.533	25.845	1'31.989	291,9	15:22'56.101
15	22.043	26.454	17.535	25.898	1'31.930	292,7	15:24'28.031
1					1'39.818		15:01'57.852
2	22.261	26.621	17.486	25.927	1'32.295	298,3	15:03'30.147
3	22.115	26.641	17.549	25.772	1'32.077	300,8	15:05'02.224
4	22.025	26.664	17.479	26.046	1'32.214	302,5	15:06'34.438

25/02/2018 P = Pits In/Out - C = Lap Time Cancelled

These data/results cannot be reproduced, stored and/or transmitted in whole or in part by any manner of electronic, mechanical, photocopying, recording, broadcasting or otherwise now known or herein after developed without the previous express consent by the copyright owner, except for reproduction in daily press and regular printed publications on sale to the public within 60 days of the event related to those data/results and always provided that copyright symbol appears together as follows below.

© DORNA WSBK ORGANIZATION Srl 2018



Australian Round, 23-24-25 February 2018 World Superbike - Chronological Analysis Race 2

Phillip Island 4.445 m

Start at 15:00'18.034

3 / 4

Lap	Seg.1	Seg.2	Seg.3	Seg.4	Lap Time	km/h	Local Time
5	22.135	26.724	17.610	26.102	1'32.571	299,2	15:08'07.009
6	22.138	26.596	17.586	25.987	1'32.307	295,1	15:09'39.316
7	22.387	26.818	17.579	26.115	1'32.899	296,7	15:11'12.215
8	22.188	26.818	17.734	26.288	1'33.028	295,1	15:12'45.243
9	22.184	26.759	17.575	26.208	1'32.726	291,9	15:14'17.969
10	22.228	26.860	17.731	26.161	1'32.980	291,9	15:15'50.949
11	22.209	26.811	17.748	1'22.828	2'29.596P	293,5	15:18'20.545
12	25.702	26.698	17.454	26.122	1'35.976P		15:19'56.521
13	22.142	26.695	17.703	26.065	1'32.605	291,1	15:21'29.126
14	22.223	26.656	17.642	26.147	1'32.668	291,1	15:23'01.794
15	22.143	26.652	17.612	26.165	1'32.572	290,3	15:24'34.366
16	22.251	26.865	17.706	26.220	1'33.042	289,5	15:26'07.408
17	22.260	27.027	17.740	26.392	1'33.419	288,8	15:27'40.827
18	22.167	26.775	17.683	26.168	1'32.793	285,0	15:29'13.620
19	22.227	26.777	17.574	26.147	1'32.725	288,8	15:30'46.345
20	22.192	26.678	17.694	26.204	1'32.768	288,8	15:32'19.113
21	22.259	26.758	17.733	26.288	1'33.038	288,0	15:33'52.151
22	22.433	26.912	17.805	26.603	1'33.753	285,0	15:35'25.904

14° 99 P. JACOBSEN (1'33.004)							
Lap	Seg.1	Seg.2	Seg.3	Seg.4	Lap Time	km/h	Local Time
1		27.470	17.787	26.060	1'40.477		15:01'58.511
2	22.218	26.873	17.678	26.235	1'33.004	297,5	15:03'31.515
3	22.335	26.958	17.888	26.368	1'33.549	291,9	15:05'05.064
4	22.419	27.005	17.840	26.448	1'33.712	289,5	15:06'38.776
5	22.450	27.111	18.003	26.435	1'33.999	288,0	15:08'12.775
6	22.535	27.036	17.960	26.393	1'33.924	285,7	15:09'46.699
7	22.381	27.122	17.878	26.422	1'33.803	286,5	15:11'20.502
8	22.440	27.071	17.948	26.438	1'33.897	287,2	15:12'54.399
9	22.521	27.058	17.956	26.509	1'34.044	284,2	15:14'28.443
10	22.570	27.281	17.960	26.498	1'34.309	285,7	15:16'02.752
11	22.487	27.084	18.036	26.751	1'34.358	285,7	15:17'37.110
12	22.569	27.066	17.997	1'33.050	2'40.682P	285,7	15:20'17.792
13	26.549	27.103	17.953	26.308	1'37.913P		15:21'55.705
14	22.397	26.944	17.900	26.339	1'33.580	287,2	15:23'29.285
15	22.456	26.994	17.929	26.475	1'33.854	288,0	15:25'03.139
16	22.538	27.045	17.903	26.595	1'34.081	288,0	15:26'37.220
17	22.452	27.139	18.098	26.512	1'34.201	285,0	15:28'11.421
18	22.508	27.097	17.979	26.640	1'34.224	285,0	15:29'45.645
19	22.399	27.035	17.965	26.445	1'33.844	286,5	15:31'19.489
20	22.459	27.042	17.874	26.454	1'33.829	288,0	15:32'53.318
21	22.293	27.134	17.951	26.414	1'33.792	287,2	15:34'27.110
22	22.364	26.956	17.848	26.473	1'33.641	288,0	15:36'00.751

12° 36 L. MERCADO (1'31.738)							
Lap	Seg.1	Seg.2	Seg.3	Seg.4	Lap Time	km/h	Local Time
1		27.268	17.578	25.773	1'39.271		15:01'57.305
2	22.374	26.566	17.530	25.782	1'32.252	305,9	15:03'29.557
3	22.224	26.613	17.590	25.784	1'32.211	302,5	15:05'01.768
4	21.990	26.531	17.493	25.724	1'31.738	305,1	15:06'33.506
5	22.088	26.815	17.624	25.819	1'32.346	298,3	15:08'05.852
6	22.141	27.106	17.641	25.855	1'32.743	300,0	15:09'38.595
7	22.086	27.042	17.648	25.890	1'32.666	298,3	15:11'11.261
8	22.209	26.674	17.565	25.962	1'32.410	295,1	15:12'43.671
9	22.284	26.677	17.607	26.049	1'32.617	292,7	15:14'16.288
10	22.200	26.627	17.510	26.117	1'32.454	292,7	15:15'48.742
11	22.224	26.700	17.592	1'33.828	2'40.344P	295,1	15:18'29.086
12	26.634	27.963	17.670	26.325	1'38.592P		15:20'07.678
13	22.327	26.725	17.678	26.057	1'32.787	287,2	15:21'40.465
14	22.285	26.588	17.655	26.072	1'32.600	289,5	15:23'13.065
15	22.322	26.737	17.561	26.068	1'32.688	288,0	15:24'45.753
16	22.273	26.665	17.651	25.959	1'32.548	288,0	15:26'18.301
17	22.397	26.847	17.734	26.026	1'33.004	288,8	15:27'51.305
18	22.417	26.803	17.674	26.205	1'33.099	285,0	15:29'24.404
19	22.337	26.868	17.770	26.047	1'33.022	289,5	15:30'57.426
20	22.386	26.705	17.907	26.077	1'33.075	290,3	15:32'30.501
21	22.506	26.816	17.977	26.330	1'33.629	288,0	15:34'04.130
22	23.792	28.680	18.111	26.458	1'37.041	285,0	15:35'41.171

15° 50 E. LAVERTY (1'31.217)							
Lap	Seg.1	Seg.2	Seg.3	Seg.4	Lap Time	km/h	Local Time
1		26.249	17.254	25.466	1'36.592		15:01'54.626
2	21.903	26.319	17.351	25.644	1'31.217	298,3	15:03'25.843
3	21.937	1'14.495	24.764	30.533	2'31.729	299,2	15:05'57.572
4	24.629	27.779	18.078	26.542	1'37.028	250,6	15:07'34.600
5	22.996	27.317	18.302	26.300	1'34.915	277,6	15:09'09.515
6	22.848	27.164	17.982	26.300	1'34.294	282,0	15:10'43.809
7	22.620	26.866	17.902	26.166	1'33.554	283,5	15:12'17.363
8	22.626	27.040	17.915	26.396	1'33.977	279,8	15:13'51.340
9	22.754	27.144	17.928	2'25.466	3'33.292P	277,6	15:17'24.632
10	25.851	27.021	17.785	26.132	1'36.789P		15:19'01.421
11	22.303	26.806	17.726	26.408	1'33.243	291,9	15:20'34.664
12	22.503	26.777	17.929	26.333	1'33.542	287,2	15:22'08.206
13	22.443	26.781	17.922	26.476	1'33.622	291,9	15:23'41.828
14	22.448	26.885	17.923	26.530	1'33.786	292,7	15:25'15.614
15	22.559	26.907	17.894	26.635	1'33.995	291,1	15:26'49.609
16	22.589	27.051	18.070	26.598	1'34.308	288,0	15:28'23.917
17	22.848	27.102	18.100	1'26.520	2'34.570P	288,0	15:30'58.487
18	26.772	27.240	18.244	26.740	1'38.996P		15:32'37.483
19	22.705	27.007	18.161	26.628	1'34.501	282,7	15:34'11.984
20	22.670	27.164	18.199	26.940	1'34.973	287,2	15:35'46.957

13° 45 J. GAGNE (1'31.769)							
Lap	Seg.1	Seg.2	Seg.3	Seg.4	Lap Time	km/h	Local Time
1		27.483	17.558	25.850	1'39.809		15:01'57.843
2	21.926	26.709	17.479	25.723	1'31.837	305,1	15:03'29.680
3	21.875	26.692	17.424	25.778	1'31.769	309,5	15:05'01.449
4	21.894	26.723	17.448	25.846	1'31.911	305,1	15:06'33.360
5	22.121	26.715	17.439	25.794	1'32.069	292,7	15:08'05.429
6	22.109	26.969	17.587	25.982	1'32.647	293,5	15:09'38.076
7	22.011	50.300	17.948	26.340	1'56.599	302,5	15:11'34.675
8	22.464	27.128	17.927	26.280	1'33.799	289,5	15:13'08.474
9	22.383	26.919	17.735	26.237	1'33.274	291,9	15:14'41.748
10	22.219	26.920	17.757	26.284	1'33.180	292,7	15:16'14.928
11	22.315	27.086	17.882	1'24.543	2'31.826P	294,3	15:18'46.754
12	27.021	27.560	17.710	26.432	1'38.723P		15:20'25.477
13	22.346	27.506	17.811	26.278	1'33.941	288,0	15:21'59.418
14	22.155	27.246	17.791	26.403	1'33.595	293,5	15:23'33.013
15	22.194	27.178	17.690	26.382	1'33.444	293,5	15:25'06.457
16	22.245	27.074	17.623	26.430	1'33.372	294,3	15:26'39.829
17	22.167	27.014	17.700	26.338	1'33.219	295,1	15:28'13.048
18	22.215	27.173	17.673	26.291	1'33.352	295,1	15:29'46.400

16° 25 D. FALZON (1'33.546)							
Lap	Seg.1	Seg.2	Seg.3	Seg.4	Lap Time	km/h	Local Time
1		27.528	17.763	26.128	1'40.688		15:01'58.722
2	22.347	27.045	17.807	26.347	1'33.546	291,9	15:03'32.268
3	22.625	27.218	18.270	26.664	1'34.777	281,3	15:05'07.045
4	22.809	27.137	17.974	26.311	1'34.231	276,2	15:06'41.276
5	22.761	27.048	18.075	26.462	1'34.346	276,2	15:08'15.622
6	22.841	27.131	18.271	26.462	1'34.705	274,8	15:09'50.327
7	22.757	27.338	18.144	26.687	1'34.926	277,6	15:11'25.253
8	22.762	27.118	18.206	26.542	1'34.628	272,7	15:12'59.881
9	22.801	27.140	18.190	26.633	1'34.764	274,8	15:14'34.645

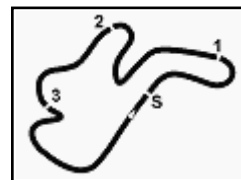
25/02/2018

P = Pits In/Out - C = Lap Time Cancelled

These data/results cannot be reproduced, stored and/or transmitted in whole or in part by any manner of electronic, mechanical, photocopying, recording, broadcasting or otherwise now known or herein after developed without the previous express consent by the copyright owner, except for reproduction in daily press and regular printed publications on sale to the public within 60 days of the event related to those data/results and always provided that copyright symbol appears together as follows below.

© DORNA WSBK ORGANIZATION Srl 2018





Australian Round, 23-24-25 February 2018

World Superbike - Chronological Analysis Race 2

Start at 15:00'18.034

10	22.715	27.309	18.040	26.548	1'34.612	272,7	15:16'09.257
11	22.769	27.254	18.188	26.648	1'34.859	276,9	15:17'44.116
12	23.099	27.249	18.300	26.734	1'35.382	272,0	15:19'19.498

RET 7 C. DAVIES (1'31.384)							
Lap	Seg.1	Seg.2	Seg.3	Seg.4	Lap Time	km/h	Local Time
1		26.598	17.362	25.995	1'37.800		15:01'55.834
2	22.316	26.262	17.251	25.555	1'31.384	297,5	15:03'27.218
3	21.963	26.521	17.489	25.679	1'31.652	308,6	15:04'58.870
4	21.962	26.957	17.360	25.812	1'32.091	296,7	15:06'30.961
5	21.870	26.246	17.479	25.829	1'31.424	299,2	15:08'02.385
6	21.886	26.375	17.492	25.788	1'31.541	299,2	15:09'33.926
7	21.977	26.320	17.437	25.736	1'31.470	300,8	15:11'05.396
8	21.989	26.607	17.463	25.854	1'31.913	291,9	15:12'37.309
9	21.880	26.500	17.449	25.802	1'31.631	306,8	15:14'08.940
10	21.871	26.506	17.549	26.288	1'32.214	308,6	15:15'41.154
11	21.884	26.276	17.487	1'24.232	2'29.879P	299,2	15:18'11.033

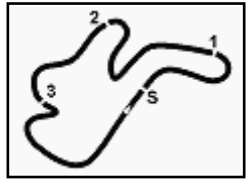
25/02/2018

P = Pits In/Out - C = Lap Time Cancelled

These data/results cannot be reproduced, stored and/or transmitted in whole or in part by any manner of electronic, mechanical, photocopying, recording, broadcasting or otherwise now known or herein after developed without the previous express consent by the copyright owner, except for reproduction in daily press and regular printed publications on sale to the public within 60 days of the event related to those data/results and always provided that copyright symbol appears together as follows below.

© DORNA WSBK ORGANIZATION Srl 2018





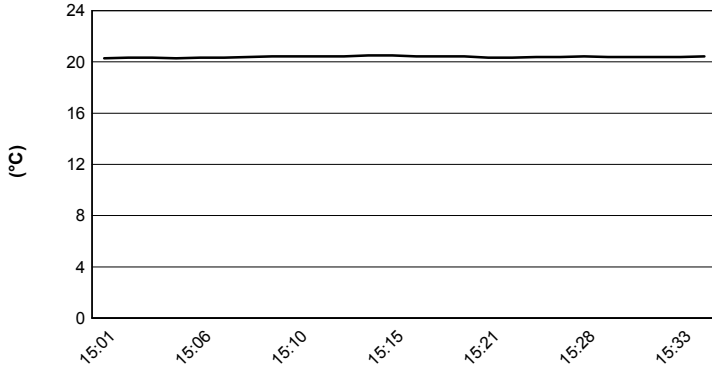
Phillip Island 4.445 m

Australian Round, 23-24-25 February 2018

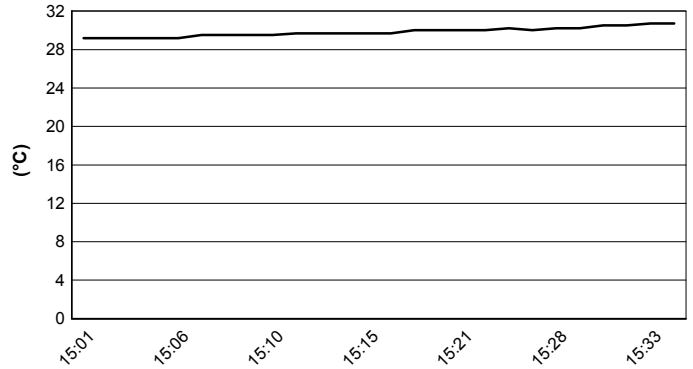
World Superbike - Weather Report Race 2

Session started 15:01 - Session ended 15:36

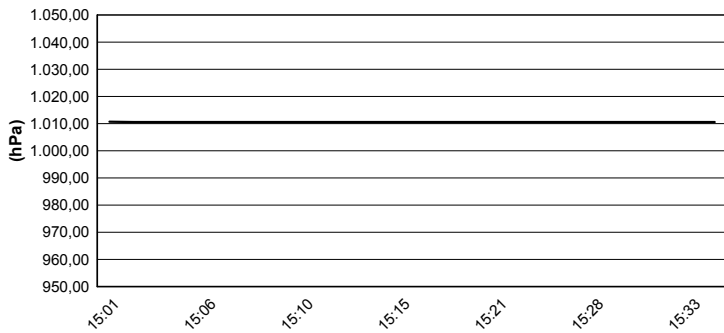
Air Temperature



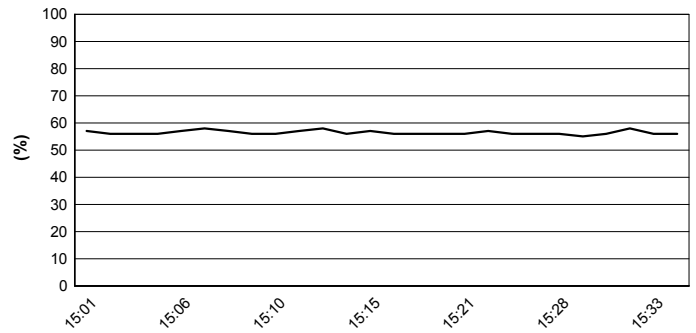
Track Temperature



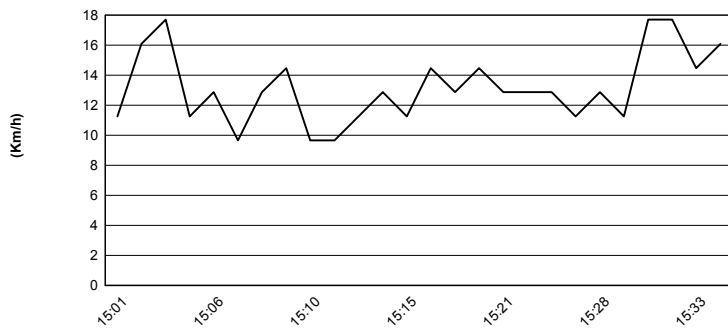
Air Pressure



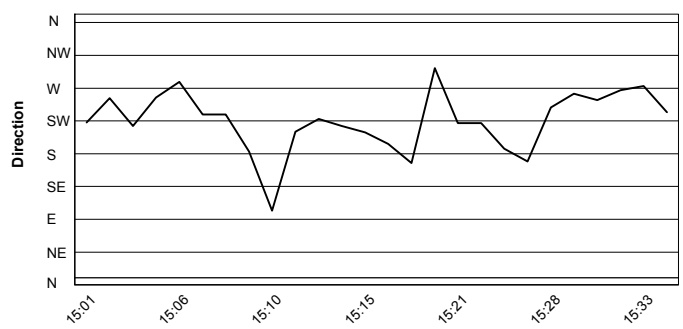
Humidity



Wind Speed



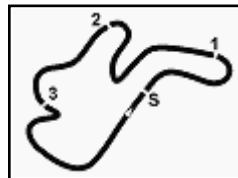
Wind Direction



25/02/2018

These data/results cannot be reproduced, stored and/or transmitted in whole or in part by any manner of electronic, mechanical, photocopying, recording, broadcasting or otherwise now known or herein after developed without the previous express consent by the copyright owner, except for reproduction in daily press and regular printed publications on sale to the public within 60 days of the event related to those data/results and always provided that copyright symbol appears together as follows below.

© DORNA WSBK ORGANIZATION Srl 2018



Phillip Island 4.445 m

Australian Round, 23-24-25 February 2018 World Superbike - Championship Standings

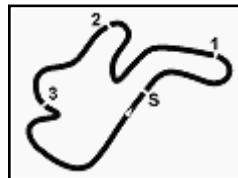
1 / 2

	Points	Points From First	Points From Previous	February 25 PHILLIP ISLAND	March 25 BURIRAM	April 15 ARAGÓN	April 22 ASSEN	May 13 IMOLA	May 27 DONINGTON PARK	June 10 BRNO	June 24 LAGUNA SECA	July 8 MISANO	September 16 PORTIMÃO	September 30 MAGNY COURS	October 14 VILLICUM	October 27 LOSAIL		
1 MELANDRI Marco (ITA)	50			25 25 1 1														
2 SYKES Tom (GBR)	33	17		20 13 2 2														
3 REA Jonathan (GBR)	31	19	2	11 20 5 3														
4 FORES Xavi (ESP)	29	21	2	13 16 4 4														
5 LOWES Alex (GBR)	21	29	8	10 11 6 5														
6 CAMIER Leon (GBR)	19	31	2	9 10 7 6														
7 DAVIES Chaz (GBR)	16	34	3	16 3 7														
8 VAN DER MARK Michael (NED)	16	34	0	7 9 9 7														
9 BAZ Loris (FRA)	12	38	4	5 7 11 9														
10 MERCADO Leandro (ARG)	10	40	2	6 4 10 10														
11 LAVERTY Eugene (IRL)	9	41	1	8 1 8 11														
12 RAZGATLIOGLU Toprak (TUR)	9	41	0	3 6 13 11														
13 TORRES Jordi (ESP)	8	42	1	8 13														
14 RAMOS Román (ESP)	7	43	1	2 5 14 14														
15 GAGNE Jake (USA)	7	43	0	4 3 12 14														
16 JACOBSEN PJ (USA)	2	48	5	2 16														
17 JEZEK Ondrej (CZE)	1	49	1	1 15 17														

25/02/2018 First Line: Championship Standings - Second Line: Ranking Progression

These data/results cannot be reproduced, stored and/or transmitted in whole or in part by any manner of electronic, mechanical, photocopying, recording, broadcasting or otherwise now known or herein after developed without the previous express consent by the copyright owner, except for reproduction in daily press and regular printed publications on sale to the public within 60 days of the event related to those data/results and always provided that copyright symbol appears together as follows below.

© DORNA WSBK ORGANIZATION Srl 2018



Phillip Island 4.445 m

Australian Round, 23-24-25 February 2018 World Superbike - Championship Standings

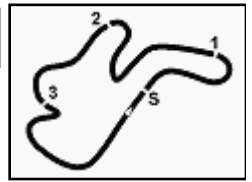
Points	Points From First	Points From Previous	February 25	March 25	April 15	April 22	May 13	May 27	June 10	June 24	July 8	September 16	September 30	October 14	October 27	
			PHILLIP ISLAND	BURIRAM	ARAGÓN	ASSEN	IMOLA	DONINGTON PARK	BRNO	LAGUNA SECA	MISANO	PORTIMÃO	MAGNY COURS	VILLICUM	LOSAIL	
Independent Riders																
1	FORES	29	13	16												
	Xavi (ESP)		1	1												
2	MERCADO	10	6	4												
	Leandro (ARG)	19	2	2												
3	RAZGATLIOGLU	9	3	6												
	Toprak (TUR)	20 1	3	3												
4	RAMOS	7	2	5												
	Román (ESP)	22 2	4	4												
5	JACOBSEN	2	2	5												
	PJ (USA)	27 5	5	5												
6	JEZEK	1	1	6												
	Ondrej (CZE)	28 1	5	6												

25/02/2018 First Line: Championship Standings - Second Line: Ranking Progression

These data/results cannot be reproduced, stored and/or transmitted in whole or in part by any manner of electronic, mechanical, photocopying, recording, broadcasting or otherwise now known or herein after developed without the previous express consent by the copyright owner, except for reproduction in daily press and regular printed publications on sale to the public within 60 days of the event related to those data/results and always provided that copyright symbol appears together as follows below.

© DORNA WSBK ORGANIZATION Srl 2018





Phillip Island 4.445 m

Australian Round, 23-24-25 February 2018 World Superbike - Manufacturers Standings

	Points	Points From First	Points From Previous	February 25 PHILLIP ISLAND	March 25 BURIRAM	April 15 ARAGÓN	April 22 ASSEN	May 13 IMOLA	May 27 DONINGTON PARK	June 10 BRNO	June 24 LAGUNA SECA	July 8 MISANO	September 16 PORTIMÃO	September 30 MAGNY COURS	October 14 VILLICUM	October 27 LOSAIL		
1 DUCATI	50			25 25 1 1														
2 KAWASAKI	40	10		20 20 2 2														
3 YAMAHA	21	29	19	10 11 3 3														
4 HONDA	19	31	2	9 10 4 4														
5 BMW	12	38	7	5 7 6 5														
6 APRILIA	9	41	3	8 1 5 6														
7 MV AGUSTA	8	42	1	8 7														

25/02/2018

First Line: Championship Standings - Second Line: Ranking Progression

These data/results cannot be reproduced, stored and/or transmitted in whole or in part by any manner of electronic, mechanical, photocopying, recording, broadcasting or otherwise now known or herein after developed without the previous express consent by the copyright owner, except for reproduction in daily press and regular printed publications on sale to the public within 60 days of the event related to those data/results and always provided that copyright symbol appears together as follows below.

© DORNA WSBK ORGANIZATION Srl 2018

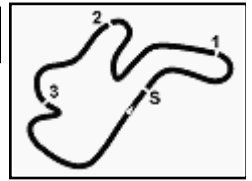
FIAT PERUGIA TIMING



Official Tyre Supplier



Official Timekeeper



Phillip Island 4.445 m

Australian Round, 23-24-25 February 2018 World Superbike - Pirelli Best Lap Award

Points	Points From First	Points From Previous	February 25	March 25	April 15	April 22	May 13	May 27	June 10	June 24	July 8	September 16	September 30	October 14	October 27	
			PHILLIP ISLAND	BURIRAM	ARAGÓN	ASSEN	IMOLA	DONINGTON PARK	BRNO	LAGUNA SECA	MISANO	PORTIMÃO	MAGNY COURS	VILLICUM	LOSAIL	
Fastest Laps																
1 MELANDRI Marco (ITA)	1		1													
2 SYKES Tom (GBR)	1 0		1													

25/02/2018

These data/results cannot be reproduced, stored and/or transmitted in whole or in part by any manner of electronic, mechanical, photocopying, recording, broadcasting or otherwise now known or herein after developed without the previous express consent by the copyright owner, except for reproduction in daily press and regular printed publications on sale to the public within 60 days of the event related to those data/results and always provided that copyright symbol appears together as follows below.

© DORNA WSBK ORGANIZATION Srl 2018

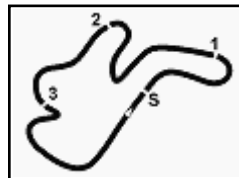
FKR PERUGIA TIMING



Official Tyre Supplier



Official Timekeeper



Australian Round, 23-24-25 February 2018

World Superbike - Rider's Performance

Phillip Island 4.445 m

	Points	Points From First	Points From Previous	February 25	March 25	April 15	April 22	May 13	May 27	June 10	June 24	July 8	September 16	September 30	October 14	October 27		
				PHILLIP ISLAND	BURIRAM	ARAGÓN	ASSEN	IMOLA	DONINGTON PARK	BRNO	LAGUNA SECA	MISANO	PORTIMÃO	MAGNY COURS	VILLICUM	LOSAIL	G 1 2	G 1 2
1 MELANDRI	50			3 1 1														
2 SYKES	33	17		1 2 4														
3 REA	31	19	2	6 5 2														
4 FORES	29	21	2	7 4 3														
5 LOWES	21	29	8	4 6 5														
6 CAMIER	19	31	2	11 7 6														
7 DAVIES	16	34	3	5 3 Rt														
8 VAN DER MARK	16	34	0	8 9 7														
9 BAZ	12	38	4	14 11 9														
10 MERCADO	10	40	2	17 10 12														
11 RAZGATLIOGLU	9	41	1	9 13 10														
12 LAVERTY	9	41	0	2 8 15														
13 TORRES	8	42	1	12 Rt 8														
14 RAMOS	7	43	1	15 14 11														
15 GAGNE	7	43	0	13 12 13														
16 JACOBSEN	2	48	5	22 16 14														
17 JEZEK	1	49	1	20 15 Rt														

G = Grid - 1 = Race 1 - 2 = Race 2

Ns = Did Not Start - Rt = Retired - Ex = Excluded

25/02/2018

These data/results cannot be reproduced, stored and/or transmitted in whole or in part by any manner of electronic, mechanical, photocopying, recording, broadcasting or otherwise now known or herein after developed without the previous express consent by the copyright owner, except for reproduction in daily press and regular printed publications on sale to the public within 60 days of the event related to those data/results and always provided that copyright symbol appears together as follows below.

© DORNA WSBK ORGANIZATION Srl 2018

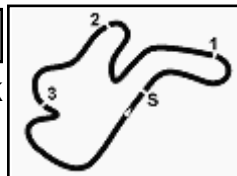
FKR PERUGIA TIMING



Official Tyre Supplier



Official Timekeeper



Phillip Island 4.445 m

Australian Round, 23-24-25 February 2018 World Superbike - Best Laps & Speeds

No.	Rider Bike	Nat	Best Lap		FP1		FP2		FP3		FP4		SP1		SP2		RC1		WUP		RC2	
			LL	SPD	LL	SPD	LL	SPD	LL	SPD	LL	SPD	LL	SPD	LL	SPD	LL	SPD	LL	SPD	LL	SPD
1	66 T. SYKES Kawasaki ZX-10RR	GBR	1'30.099	119 312,1	1'44.432	10 295,0	1'30.882	21 309,4	1'31.241	15 305,9	1'31.245	12 310,3			1'30.099	8 301,6	1'30.971	22 303,3	1'31.510	9 295,0	1'31.175	22 312,1
2	50 E. LAVERTY Aprilia RSV4 RF	IRL	1'30.339	115 313,9	1'43.384	10 300,8	1'30.746	15 311,2	1'31.540	20 313,9	1'31.346	11 313,9			1'30.339	9 305,0	1'31.552	22 311,2	1'31.216	8 304,2	1'31.217	20 299,1
3	32 L. SAVADORI Aprilia RSV4 RF	ITA	1'30.407	55 314,8	1'44.698	13 291,8	1'30.407	16 314,8	1'31.982	14 305,0	1'31.473	12 313,0										
4	33 M. MELANDRI Ducati Panigale R	ITA	1'30.660	119 317,6	1'42.974	14 299,1	1'30.973	15 314,8	1'31.484	18 309,4	1'31.307	12 314,8			1'30.660	7 305,9	1'31.182	22 310,3	1'30.935	9 309,4	1'30.848	22 317,6
5	2 L. CAMIER Honda CBR1000RR	GBR	1'30.722	110 313,0	1'43.792	12 296,7	1'30.722	16 312,1	1'31.233	17 305,9	1'31.646	11 313,0					1'31.741	22 311,2	1'31.234	10 301,6	1'31.208	22 311,2
6	22 A. LOWES Yamaha YZF R1	GBR	1'30.767	100 314,8	1'43.472	11 300,0			1'31.516	16 309,4	1'31.305	13 314,8			1'30.767	7 302,5	1'31.400	22 311,2	1'31.575	9 300,0	1'31.129	22 310,3
7	1 J. REA Kawasaki ZX-10RR	GBR	1'30.972	116 318,5	1'43.090	8 299,1	1'31.047	16 311,2	1'30.972	20 305,9	1'31.194	12 318,5			1'31.056	7 305,9	1'31.106	22 305,9	1'31.153	9 303,3	1'31.004	22 310,3
8	7 C. DAVIES Ducati Panigale R	GBR	1'31.009	99 313,0	1'43.804	15 298,3	1'31.523	17 312,1	1'31.515	12 303,3	1'31.490	13 313,0			1'31.009	9 307,6	1'31.295	22 313,0			1'31.384	11 308,5
9	12 X. FORES Ducati Panigale R	ESP	1'31.045	108 315,7	1'43.455	10 299,1	1'31.295	13 313,0	1'31.225	16 307,6	1'31.050	8 315,7			1'31.080	8 305,0	1'31.370	22 310,3	1'31.045	9 300,8	1'31.172	22 306,8
10	60 M. VAN DER MARK Yamaha YZF R1	NED	1'31.114	116 313,9	1'43.939	14 296,7	1'31.114	17 313,9	1'31.426	18 307,6	1'31.695	13 313,9			1'31.240	10 300,8	1'31.329	22 308,5			1'31.300	22 310,3
11	54 T. RAZGATLIOGLU Kawasaki ZX-10RR	TUR	1'31.341	124 313,9	1'46.303	14 293,4	1'31.824	14 309,4	1'32.079	14 299,1	1'32.091	11 311,2	1'31.762	8 301,6	1'31.581	9 297,5	1'31.640	22 310,3	1'31.341	10 301,6	1'31.521	22 313,9
12	81 J. TORRES MV Agusta 1000 F4	ESP	1'31.555	117 312,1	1'46.789	13 292,6	1'32.011	14 308,5	1'31.924	18 308,5	1'32.239	13 305,9	1'31.555	9 300,0			1'31.918	22 310,3	1'31.956	9 295,8	1'31.596	22 312,1
13	45 J. GAGNE Honda CBR1000RR	USA	1'31.689	120 310,3	1'45.156	14 292,6	1'31.689	18 310,3	1'31.936	14 308,5	1'32.113	12 310,3	1'31.957	8 302,5			1'32.095	22 306,8	1'31.777	10 300,8	1'31.769	22 309,4
14	76 L. BAZ BMW S 1000 RR	FRA	1'31.728	84 313,0	1'45.461	13 298,3	1'32.340	3 308,5	1'33.598	5 305,0	1'32.672	6 309,4	1'32.016	7 302,5			1'31.839	22 305,0	1'32.091	6 298,3	1'31.728	22 313,0
15	36 L. MERCADO Kawasaki ZX-10RR	ARG	1'31.738	111 311,2	1'46.938	10 292,6	1'32.583	16 307,6	1'32.285	17 301,6	1'32.676	6 311,2	1'32.386	8 300,8			1'32.057	22 311,2	1'32.457	10 299,1	1'31.738	22 305,9
16	40 R. RAMOS Kawasaki ZX-10RR	ESP	1'32.077	120 309,4	1'44.609	14 290,3	1'32.244	16 306,8	1'32.676	16 306,8	1'32.105	13 309,4	1'32.161	8 303,3			1'32.086	22 306,8	1'32.651	9 298,3	1'32.077	22 302,5
17	47 W. MAXWELL Yamaha YZF R1	AUS	1'32.193	41 299,1	1'46.351	9 282,7	1'32.723	15 295,0			1'32.798	9 299,1	1'32.193	8 288,7								
18	68 Y. HERNANDEZ Kawasaki ZX-10RR	COL	1'32.347	85 308,5	1'44.104	17 291,1	1'32.652	18 305,9	1'32.347	16 297,5	1'32.362	11 305,9	1'32.554	8 299,1			1'32.817	22 310,3	1'36.984	2 287,2		
19	17 T. HERFOSS Honda CBR1000RR	AUS	1'32.467	57 300,0			1'32.683	11 300,0	1'32.985	12 294,2	1'33.873	9 300,0	1'32.640	6 292,6			1'32.467	19 298,3				
20	99 P. JACOBSEN Honda CBR1000RR	USA	1'32.501	106 306,8	1'43.766	16 290,3	1'32.501	16 305,9	1'33.088	11 301,6	1'33.530	2 306,8	1'33.875	8 295,8			1'33.632	22 297,5	1'33.655	9 291,8	1'33.004	22 297,5
21	25 D. FALZON Yamaha YZF R1	AUS	1'32.991	92 303,3	1'46.943	14 282,7	1'33.124	16 303,3	1'32.991	12 297,5	1'33.623	10 300,0	1'33.126	9 295,0			1'33.428	22 297,5	1'34.039	10 279,7	1'33.546	12 291,8
22	37 O. JEZEK Yamaha YZF R1	CZE	1'33.054	83 305,9			1'33.928	15 300,8	1'33.553	18 295,8	1'33.541	10 302,5	1'33.088	8 303,3			1'33.516	22 305,9	1'33.054	10 287,2		

25/02/2018

These data/results cannot be reproduced, stored and/or transmitted in whole or in part by any manner of electronic, mechanical, photocopying, recording, broadcasting or otherwise now known or herein after developed without the previous express consent by the copyright owner, except for reproduction in daily press and regular printed publications on sale to the public within 60 days of the event related to those data/results and always provided that copyright symbol appears together as follows below.

© DORNA WSBK ORGANIZATION Srl 2018

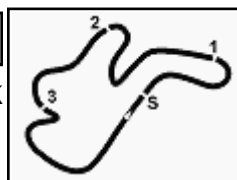
FIGR PERUGIA TIMING



Official Tyre Supplier



Official Timekeeper



Phillip Island 4.445 m

Australian Round, 23-24-25 February 2018

World Superbike - Race Winners

	2015	2016	2017	2018
01 Phillip Island	R1: Rea (Gbr) Kaw R2: Haslam (Gbr) Apr	R1: Rea (Gbr) Kaw R2: Rea (Gbr) Kaw	R1: Rea (Gbr) Kaw R2: Rea (Gbr) Kaw	R1: Melandri (Ita) Duc R2: Melandri (Ita) Duc
02 Chang	R1: Rea (Gbr) Kaw R2: Rea (Gbr) Kaw	R1: Rea (Gbr) Kaw R2: Sykes (Gbr) Kaw	R1: Rea (Gbr) Kaw R2: Rea (Gbr) Kaw	
03 Motorland Aragon	R1: Rea (Gbr) Kaw R2: Davies (Gbr) Duc	R1: Davies (Gbr) Duc R2: Davies (Gbr) Duc	R1: Rea (Gbr) Kaw R2: Davies (Gbr) Duc	
04 TT Circuit Assen	R1: Rea (Gbr) Kaw R2: Rea (Gbr) Kaw	R1: Rea (Gbr) Kaw R2: Rea (Gbr) Kaw	R1: Rea (Gbr) Kaw R2: Rea (Gbr) Kaw	
05 Autodromo Imola	R1: Rea (Gbr) Kaw R2: Rea (Gbr) Kaw	R1: Davies (Gbr) Duc R2: Davies (Gbr) Duc	R1: Davies (Gbr) Duc R2: Davies (Gbr) Duc	
06 Donington Park	R1: Sykes (Gbr) Kaw R2: Sykes (Gbr) Kaw	R1: Sykes (Gbr) Kaw R2: Sykes (Gbr) Kaw	R1: Sykes (Gbr) Kaw R2: Rea (Gbr) Kaw	
08 Laguna Seca	R1: Davies (Gbr) Duc R2: Davies (Gbr) Duc	R1: Rea (Gbr) Kaw R2: Sykes (Gbr) Kaw	R1: Davies (Gbr) Duc R2: Rea (Gbr) Kaw	
09 Misano World Circuit	R1: Sykes (Gbr) Kaw R2: Rea (Gbr) Kaw	R1: Rea (Gbr) Kaw R2: Rea (Gbr) Kaw	R1: Sykes (Gbr) Kaw R2: Melandri (Ita) Duc	
10 Portimão	R1: Rea (Gbr) Kaw R2: Rea (Gbr) Kaw		R1: Rea (Gbr) Kaw R2: Rea (Gbr) Kaw	
11 Magny-Cours	R1: Rea (Gbr) Kaw R2: Rea (Gbr) Kaw	R1: Davies (Gbr) Duc R2: Davies (Gbr) Duc	R1: Rea (Gbr) Kaw R2: Davies (Gbr) Duc	
13 Losail	R1: Torres (Esp) Apr R2: Haslam (Gbr) Apr	R1: Davies (Gbr) Duc R2: Davies (Gbr) Duc	R1: Rea (Gbr) Kaw R2: Rea (Gbr) Kaw	

2018

2 M. Melandri

ALL TIMES

59 C. Fogarty	16 G. Falappa	8 A. Gobert	2 D. Chandler	1 A. Morillas
54 J. Rea	16 N. Hodgson	7 B. Bostrom	2 P. Goddard	1 G. Goodfellow
52 T. Bayliss	16 J. Toseland	5 D. Tardozzi	2 M. Lucchinelli	1 P. Picotte
43 N. Haga	14 J. Kocinski	5 L. Haslam	2 M. Dowson	1 T. Kipp
33 T. Corser	14 S. Russell	4 R. Phillis	2 K. Magee	1 A. Meklau
33 T. Sykes	14 B. Spies	4 Y. Kagayama	2 H. Izutsu	1 J. Reynolds
31 C. Edwards	13 A. Slight	4 M. Fabrizio	2 S. Byrne	1 C. Walker
27 D. Polen	13 E. Laverty	3 M. Doohan	2 M. Neukirchner	1 N. Hayden
27 C. Davies	11 S. Mertens	3 A. Yanagawa	2 L. Baz	1 A. Pitt
24 C. Checa	11 R. Xaus	3 M. Tamada	1 A. Ryo	1 G. McCoy
23 R. Roche	11 R. Laconi	3 L. Lanzi	1 K. Kitagawa	1 F. Nieto
22 M. Melandri	10 F. Pirovano	3 R. Kiyonari	1 Y. Takeda	1 A. Barros
21 M. Biaggi	10 C. Vermeulen	3 C. Crutchlow	1 T. Aoki	1 J. Torres
17 P. Chili	9 S. Guintoli	2 M. Lucchiari	1 J. Whitham	
	8 F. Merkel	2 T. Rymer	1 A. Vieira	

25/02/2018

These data/results cannot be reproduced, stored and/or transmitted in whole or in part by any manner of electronic, mechanical, photocopying, recording, broadcasting or otherwise now known or herein after developed without the previous express consent by the copyright owner, except for reproduction in daily press and regular printed publications on sale to the public within 60 days of the event related to those data/results and always provided that copyright symbol appears together as follows below.

© DORNA WSBK ORGANIZATION Srl 2018

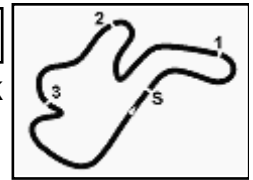
FKR PERUGIA TIMING



Official Tyre Supplier



Official Timekeeper



Phillip Island 4.445 m

Australian Round, 23-24-25 February 2018

World Superbike - Team Standings

1 / 2

	February 25 PHILLIP ISLAND	March 25 BURIRAM	April 15 ARAGÓN	April 22 ASSEN	May 13 IMOLA	May 27 DONINGTON PARK	June 10 BRNO	June 24 LAGUNA SECA	July 8 MISANO	September 16 PORTIMÃO	September 30 MAGNY COURS	October 14 VILLICUM	October 27 LOSAIL	
1 Aruba.it Racing - Ducati	66													
MELANDRI Marco	50	25	25											
DAVIES Chaz	16	16												
2 Kawasaki Racing Team WorldSBK	64 (-2)													
SYKES Tom	33	20	13											
REA Jonathan	31	11	20											
3 Pata Yamaha Official WorldSBK Team	37 (-29)													
LOWES Alex	21	10	11											
VAN DER MARK Michael	16	7	9											
4 Barni Racing Team*	29 (-37)													
FORES Xavi	29	13	16											
5 Red Bull Honda World Superbike Team	26 (-40)													
CAMIER Leon	19	9	10											
GAGNE Jake	7	4	3											
6 GULF ALTHEA BMW Racing Team	12 (-54)													
BAZ Loris	12	5	7											
7 Orelac Racing VerdNatura*	10 (-56)													
MERCADO Leandro	10	6	4											
8 Kawasaki Puccetti Racing*	9 (-57)													
RAZGATLIOGLU Toprak	9	3	6											
9 Milwaukee Aprilia	9 (-57)													
LAVERTY Eugene	9	8	1											
10 MV Agusta Reparto Corse	8 (-58)													
TORRES Jordi	8		8											
11 Team GoEleven Kawasaki*	7 (-59)													
RAMOS Román	7	2	5											
12 TripleM Honda World Superbike Team*	2 (-64)													
JACOBSEN PJ	2		2											
13 Guandalini Racing*	1 (-65)													
JEZEK Ondrej	1	1												

25/02/2018 * Independent teams

These data/results cannot be reproduced, stored and/or transmitted in whole or in part by any manner of electronic, mechanical, photocopying, recording, broadcasting or otherwise now known or herein after developed without the previous express consent by the copyright owner, except for reproduction in daily press and regular printed publications on sale to the public within 60 days of the event related to those data/results and always provided that copyright symbol appears together as follows below.

© DORNA WSBK ORGANIZATION Srl 2018

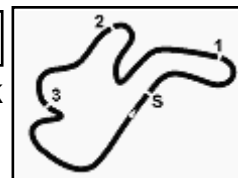
FIGR PERUGIA TIMING



Official Tyre Supplier



Official Timekeeper



Phillip Island 4.445 m

Australian Round, 23-24-25 February 2018

World Superbike - Team Standings

2 / 2

February 25 PHILLIP ISLAND	March 25 BURIRAM	April 15 ARAGÓN	April 22 ASSEN	May 13 IMOLA	May 27 DONINGTON PARK	June 10 BRNO	June 24 LAGUNA SECA	July 8 MISANO	September 16 PORTIMÃO	September 30 MAGNY COURS	October 14 VILLICUM	October 27 LOSAIL
-------------------------------	---------------------	--------------------	-------------------	-----------------	--------------------------	-----------------	------------------------	------------------	--------------------------	-----------------------------	------------------------	----------------------

Independent Teams

1 Barni Racing Team													29									
FORES Xavi	29	13	16																			
2 Orelac Racing VerdNatura													10 (-19)									
MERCADO Leandro	10	6	4																			
3 Kawasaki Puccetti Racing													9 (-20)									
RAZGATLIOGLU Toprak	9	3	6																			
4 Team GoEleven Kawasaki													7 (-22)									
RAMOS Román	7	2	5																			
5 TripleM Honda World Superbike Team													2 (-27)									
JACOBSEN PJ	2		2																			
6 Guandalini Racing													1 (-28)									
JEZEK Ondrej	1	1																				

25/02/2018

These data/results cannot be reproduced, stored and/or transmitted in whole or in part by any manner of electronic, mechanical, photocopying, recording, broadcasting or otherwise now known or herein after developed without the previous express consent by the copyright owner, except for reproduction in daily press and regular printed publications on sale to the public within 60 days of the event related to those data/results and always provided that copyright symbol appears together as follows below.

© DORNA WSBK ORGANIZATION Srl 2018

FICR PERUGIA TIMING



Official Tyre Supplier



Official Timekeeper