

Phillip Island 4.445 m

## Australian Round, 23-24-25 February 2018

### World Superbike - Biographical Entry List

No.	Rider (Abbreviation)			Nat	Bike Team	Wins 2018	Podiums 2018	Pole 2018	Races 2018	Tyres	Class
	Age	Date of Birth	Place of Birth								
1	1	<b>REA Jonathan</b> (Rea) 31 02/02/1987	Ballymena	GBR	<b>Kawasaki ZX-10RR</b> Kawasaki Racing Team WorldSBK	54	112	14	218	Pirelli	
2	2	<b>CAMIER Leon</b> (Cam) 31 04/08/1986	Ashford Kent	GBR	<b>Honda CBR1000RR</b> Red Bull Honda World Superbike Team		9		185	Pirelli	
3	7	<b>DAVIES Chaz</b> (Dav) 31 10/02/1987	Knighton	GBR	<b>Ducati Panigale R</b> Aruba.it Racing - Ducati	27	67	5	152	Pirelli	
4	12	<b>FORES Xavi</b> (For) 32 16/09/1985	Llombai	ESP	<b>Ducati Panigale R</b> Barni Racing Team		1		66	Pirelli	IND
5*	17	<b>HERFOSS Troy</b> (Hef) 31 04/02/1987	Goulburn	AUS	<b>Honda CBR1000RR</b> Penrite Honda					Pirelli	IND
6	22	<b>LOWES Alex</b> (Low) 27 14/09/1990	Lincoln	GBR	<b>Yamaha YZF R1</b> Pata Yamaha Official WorldSBK Team		7		104	Pirelli	
7*	25	<b>FALZON Daniel</b> (Fal) 23 16/03/1994	Hazelwood Park	AUS	<b>Yamaha YZF R1</b> Yamaha Racing Team					Pirelli	IND
8	32	<b>SAVADORI Lorenzo</b> (Sav) 24 04/04/1993	Cesena	ITA	<b>Aprilia RSV4 RF</b> Milwaukee Aprilia				51	Pirelli	
9	33	<b>MELANDRI Marco</b> (Mel) 35 07/08/1982	Ravenna	ITA	<b>Ducati Panigale R</b> Aruba.it Racing - Ducati	20	62	2	128	Pirelli	
10	36	<b>MERCADO Leandro</b> (Mer) 26 15/02/1992	Cordoba	ARG	<b>Kawasaki ZX-10RR</b> Orelac Racing VerdNatura				60	Pirelli	IND
11	37	<b>JEZEK Ondrej</b> (Jez) 28 15/03/1989	Brno	CZE	<b>Yamaha YZF R1</b> Guandalini Racing				24	Pirelli	IND
12	40	<b>RAMOS Román</b> (Ram) 27 06/01/1991	Santander	ESP	<b>Kawasaki ZX-10RR</b> Team GoEleven Kawasaki				74	Pirelli	IND
13	45	<b>GAGNE Jake</b> (Gag) 24 27/08/1993	Ramona, California	USA	<b>Honda CBR1000RR</b> Red Bull Honda World Superbike Team				6	Pirelli	
14**	47	<b>MAXWELL Wayne</b> (Max) 35 18/10/1982	Cranbourne	AUS	<b>Yamaha YZF R1</b> Yamaha Racing Team					Pirelli	IND
15	50	<b>LAVERTY Eugene</b> (Lav) 31 03/06/1986	Toomebridge	IRL	<b>Aprilia RSV4 RF</b> Milwaukee Aprilia	13	33	2	130	Pirelli	
16	54	<b>RAZGATLIOGLU Toprak</b> (Raz) 21 16/10/1996	Sakarya	TUR	<b>Kawasaki ZX-10RR</b> Kawasaki Puccetti Racing					Pirelli	IND
17	60	<b>VAN DER MARK Michael</b> (vdM) 25 26/10/1992	Gouda	NED	<b>Yamaha YZF R1</b> Pata Yamaha Official WorldSBK Team			11	78	Pirelli	
18	66	<b>SYKES Tom</b> (Syk) 32 19/08/1985	Huddersfield	GBR	<b>Kawasaki ZX-10RR</b> Kawasaki Racing Team WorldSBK	33	100	42	234	Pirelli	
19	68	<b>HERNANDEZ Yonny</b> (Her) 29 25/07/1988	Medellin	COL	<b>Kawasaki ZX-10RR</b> Team Pedercini Racing					Pirelli	IND
20	76	<b>BAZ Lorís</b> (Baz) 25 01/02/1993	Sallanches	FRA	<b>BMW S 1000 RR</b> GULF ALTHEA BMW Racing Team	2	14	2	61	Pirelli	
21	81	<b>TORRES Jordi</b> (Tor) 30 27/08/1987	Rubi	ESP	<b>MV Agusta 1000 F4</b> MV Agusta Reparto Corse	1	4		77	Pirelli	
22	99	<b>JACOBSEN PJ</b> (Jac) 24 07/08/1993	Montgomery	USA	<b>Honda CBR1000RR</b> TripleM Honda World Superbike Team					Pirelli	IND

23/02/2018

\* = Wild Card

\*\* = One Event

These data/results cannot be reproduced, stored and/or transmitted in whole or in part by any manner of electronic, mechanical, photocopying, recording, broadcasting or otherwise now known or herein after developed without the previous express consent by the copyright owner, except for reproduction in daily press and regular printed publications on sale to the public within 60 days of the event related to those data/results and always provided that copyright symbol appears together as follows below.

© DORNA WSBK ORGANIZATION Srl 2018

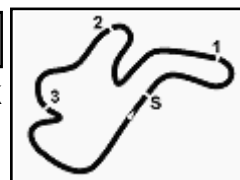
FICR PERUGIA TIMING



Official Tyre Supplier



Official Timekeeper



## Australian Round, 23-24-25 February 2018

### World Superbike - Results Free Practice 1st Session

Phillip Island 4.445 m

1 / 2

No.	Rider	Nat	Team	Bike	Class	Time	Gap	Rel.	Laps	Speed	
										Avg	Max
1	33 M. MELANDRI	ITA	Aruba.it Racing - Ducati	Ducati Panigale R		<b>1'42.974</b>			14	155,398	<b>299,2</b>
2	1 J. REA	GBR	Kawasaki Racing Team WorldSBK	Kawasaki ZX-10RR		<b>1'43.090</b>	0.116	0.116	8	155,224	<b>299,2</b>
3	50 E. LAVERTY	IRL	Milwaukee Aprilia	Aprilia RSV4 RF		<b>1'43.384</b>	0.410	0.294	10	154,782	<b>300,8</b>
4	12 X. FORES	ESP	Barni Racing Team	Ducati Panigale R	IND	<b>1'43.455</b>	0.481	0.071	10	154,676	<b>299,2</b>
5	22 A. LOWES	GBR	Pata Yamaha Official WorldSBK Team	Yamaha YZF R1		<b>1'43.472</b>	0.498	0.017	11	154,651	<b>300,0</b>
6	99 P. JACOBSEN	USA	TripleM Honda World Superbike Team	Honda CBR1000RR	IND	<b>1'43.766</b>	0.792	0.294	16	154,212	<b>290,3</b>
7	2 L. CAMIER	GBR	Red Bull Honda World Superbike Team	Honda CBR1000RR		<b>1'43.792</b>	0.818	0.026	12	154,174	<b>296,7</b>
8	7 C. DAVIES	GBR	Aruba.it Racing - Ducati	Ducati Panigale R		<b>1'43.804</b>	0.830	0.012	15	154,156	<b>298,3</b>
9	60 M. VAN DER MARK	NED	Pata Yamaha Official WorldSBK Team	Yamaha YZF R1		<b>1'43.939</b>	0.965	0.135	14	153,956	<b>296,7</b>
10	68 Y. HERNANDEZ	COL	Team Pedercini Racing	Kawasaki ZX-10RR	IND	<b>1'44.104</b>	1.130	0.165	17	153,712	<b>291,1</b>
11	66 T. SYKES	GBR	Kawasaki Racing Team WorldSBK	Kawasaki ZX-10RR		<b>1'44.432</b>	1.458	0.328	10	153,229	<b>295,1</b>
12	40 R. RAMOS	ESP	Team GoEleven Kawasaki	Kawasaki ZX-10RR	IND	<b>1'44.609</b>	1.635	0.177	14	152,970	<b>290,3</b>
13	32 L. SAVADORI	ITA	Milwaukee Aprilia	Aprilia RSV4 RF		<b>1'44.698</b>	1.724	0.089	13	152,840	<b>291,9</b>
14	45 J. GAGNE	USA	Red Bull Honda World Superbike Team	Honda CBR1000RR		<b>1'45.156</b>	2.182	0.458	14	152,174	<b>292,7</b>
15	76 L. BAZ	FRA	GULF ALTHEA BMW Racing Team	BMW S 1000 RR		<b>1'45.461</b>	2.487	0.305	13	151,734	<b>298,3</b>
16	54 T. RAZGATLIOGLU	TUR	Kawasaki Puccetti Racing	Kawasaki ZX-10RR	IND	<b>1'46.303</b>	3.329	0.842	14	150,532	<b>293,5</b>
17	47 W. MAXWELL	AUS	Yamaha Racing Team	Yamaha YZF R1	IND	<b>1'46.351</b>	3.377	0.048	9	150,464	<b>282,7</b>
18	81 J. TORRES	ESP	MV Agusta Reparto Corse	MV Agusta 1000 F4		<b>1'46.789</b>	3.815	0.438	13	149,847	<b>292,7</b>
19	36 L. MERCADO	ARG	Orelac Racing VerdNatura	Kawasaki ZX-10RR	IND	<b>1'46.938</b>	3.964	0.149	10	149,638	<b>292,7</b>
20	25 D. FALZON	AUS	Yamaha Racing Team	Yamaha YZF R1	IND	<b>1'46.943</b>	3.969	0.005	14	149,631	<b>282,7</b>
----- Out 107% in this Session -----											
21	17 T. HERFOSS	AUS	Penrite Honda	Honda CBR1000RR	IND				0		
22	37 O. JEZEK	CZE	Guandalini Racing	Yamaha YZF R1	IND				0		

Qualifying Lap Time (107% of 1'42.974): 1'50.183

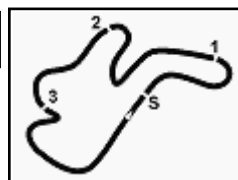
AIR	Humidity:	84%	Temp:	22°C
TRACK	Condition:	Wet	Temp:	25°C

Records	Pole (SP2)	2017	J.Rea	1'29.573	178,650	Km/h
	Race (RC1)	2014	C.Davies	1'30.949	175,940	Km/h
	Circuit (SP2)	2017	J.Rea	1'29.573	178,650	Km/h

23/02/2018 Start 09:45 End 10:26 The results are provisional until the end of the time limit for protests and appeals and the completion of the technical checks.

These data/results cannot be reproduced, stored and/or transmitted in whole or in part by any manner of electronic, mechanical, photocopying, recording, broadcasting or otherwise now known or herein after developed without the previous express consent by the copyright owner, except for reproduction in daily press and regular printed publications on sale to the public within 60 days of the event related to those data/results and always provided that copyright symbol appears together as follows below.

© DORNA WSBK ORGANIZATION Srl 2018



## Australian Round, 23-24-25 February 2018

### World Superbike - Results Free Practice 1st Session

#### Session Highlights

Local Time	No. Rider	Description
09.45.00		Start
09.45.10		Wet Practice
09.48.58		WorldSBK Pit Intervention Time: 1min 3secs
10.01.10		Switch Rear Safety Light On
10.24.23		RED FLAG
10.24.45		RED FLAG - Session Ended
10.26.40		End Of Session

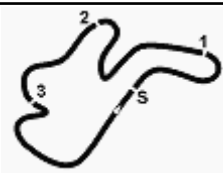
#### Fastest Laps Sequence

No.	Rider	Nat	Team	Bike	Local Time	Time	Gap	Avg
50	E. LAVERTY	IRL	Milwaukee Aprilia	Aprilia RSV4 RF	09:48'59.837	<b>1'49.914</b>		145,587
76	L. BAZ	FRA	GULF ALTHEA BMW Racing Team	BMW S 1000 RR	09:49'02.893	<b>1'48.920</b>	-0.994	146,915
1	J. REA	GBR	Kawasaki Racing Team WorldSBK	Kawasaki ZX-10RR	09:49'06.001	<b>1'46.071</b>	-2.849	150,861
76	L. BAZ	FRA	GULF ALTHEA BMW Racing Team	BMW S 1000 RR	09:50'48.868	<b>1'45.975</b>	-0.096	150,998
1	J. REA	GBR	Kawasaki Racing Team WorldSBK	Kawasaki ZX-10RR	09:50'50.511	<b>1'44.510</b>	-1.465	153,115
1	J. REA	GBR	Kawasaki Racing Team WorldSBK	Kawasaki ZX-10RR	09:52'33.601	<b>1'43.090</b>	-1.420	155,224
33	M. MELANDRI	ITA	Aruba.it Racing - Ducati	Ducati Panigale R	10:23'02.660	<b>1'42.974</b>	-0.116	155,398

23/02/2018      Start      End      The results are provisional until the end of the time limit for protests and appeals  
09:45      10:26      and the completion of the technical checks.

These data/results cannot be reproduced, stored and/or transmitted in whole or in part by any manner of electronic, mechanical, photocopying, recording, broadcasting or otherwise now known or herein after developed without the previous express consent by the copyright owner, except for reproduction in daily press and regular printed publications on sale to the public within 60 days of the event related to those data/results and always provided that copyright symbol appears together as follows below.

© DORNA WSBK ORGANIZATION Srl 2018


**Australian Round, 23-24-25 February 2018**
**World Superbike - Best Sector & Speed Free Practice 1st Session**

BEST LAP			
1	33 M. MELANDRI	Ducati Panigale R	1'42.974
2	1 J. REA	Kawasaki ZX-10RR	1'43.090
3	50 E. LAVERTY	Aprilia RSV4 RF	1'43.384
4	12 X. FORES	Ducati Panigale R	1'43.455
5	22 A. LOWES	Yamaha YZF R1	1'43.472
6	99 P. JACOBSEN	Honda CBR1000RR	1'43.766
7	2 L. CAMIER	Honda CBR1000RR	1'43.792
8	7 C. DAVIES	Ducati Panigale R	1'43.804
9	60 M. VAN DER MARK	Yamaha YZF R1	1'43.939
10	68 Y. HERNANDEZ	Kawasaki ZX-10RR	1'44.104
11	66 T. SYKES	Kawasaki ZX-10RR	1'44.432
12	40 R. RAMOS	Kawasaki ZX-10RR	1'44.609
13	32 L. SAVADORI	Aprilia RSV4 RF	1'44.698
14	45 J. GAGNE	Honda CBR1000RR	1'45.156
15	76 L. BAZ	BMW S 1000 RR	1'45.461
16	54 T. RAZGATLIOGLU	Kawasaki ZX-10RR	1'46.303
17	47 W. MAXWELL	Yamaha YZF R1	1'46.351
18	81 J. TORRES	MV Agusta 1000 F4	1'46.789
19	36 L. MERCADO	Kawasaki ZX-10RR	1'46.938
20	25 D. FALZON	Yamaha YZF R1	1'46.943
21	37 O. JEZEK	Yamaha YZF R1	
22	17 T. HERFOSS	Honda CBR1000RR	

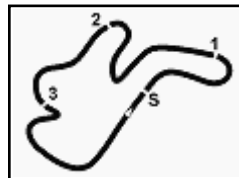
SPEED			
1	50 E. LAVERTY	Aprilia RSV4 RF	300,8
2	22 A. LOWES	Yamaha YZF R1	300,0
3	1 J. REA	Kawasaki ZX-10RR	299,2
4	12 X. FORES	Ducati Panigale R	299,2
5	33 M. MELANDRI	Ducati Panigale R	299,2
6	7 C. DAVIES	Ducati Panigale R	298,3
7	76 L. BAZ	BMW S 1000 RR	298,3
8	2 L. CAMIER	Honda CBR1000RR	296,7
9	60 M. VAN DER MARK	Yamaha YZF R1	296,7
10	66 T. SYKES	Kawasaki ZX-10RR	295,1
11	54 T. RAZGATLIOGLU	Kawasaki ZX-10RR	293,5
12	81 J. TORRES	MV Agusta 1000 F4	292,7
13	36 L. MERCADO	Kawasaki ZX-10RR	292,7
14	45 J. GAGNE	Honda CBR1000RR	292,7
15	32 L. SAVADORI	Aprilia RSV4 RF	291,9
16	68 Y. HERNANDEZ	Kawasaki ZX-10RR	291,1
17	40 R. RAMOS	Kawasaki ZX-10RR	290,3
18	99 P. JACOBSEN	Honda CBR1000RR	290,3
19	25 D. FALZON	Yamaha YZF R1	282,7
20	47 W. MAXWELL	Yamaha YZF R1	282,7

SEG. 1		SEG. 2		SEG. 3		SEG. 4					
1	50 E. LAVERTY	24.317	1	1 J. REA	29.841	1	33 M. MELANDRI	19.794	1	22 A. LOWES	28.503
2	22 A. LOWES	24.459	2	60 M. VAN DER MARK	29.955	2	22 A. LOWES	19.822	2	33 M. MELANDRI	28.513
3	2 L. CAMIER	24.490	3	22 A. LOWES	29.966	3	1 J. REA	19.829	3	1 J. REA	28.638
4	12 X. FORES	24.517	4	7 C. DAVIES	29.978	4	12 X. FORES	19.917	4	99 P. JACOBSEN	28.643
5	33 M. MELANDRI	24.576	5	33 M. MELANDRI	29.993	5	60 M. VAN DER MARK	19.957	5	7 C. DAVIES	28.774
6	60 M. VAN DER MARK	24.622	6	12 X. FORES	30.037	6	2 L. CAMIER	19.961	6	60 M. VAN DER MARK	28.811
7	1 J. REA	24.676	7	66 T. SYKES	30.040	7	99 P. JACOBSEN	19.993	7	68 Y. HERNANDEZ	28.844
8	45 J. GAGNE	24.707	8	50 E. LAVERTY	30.101	8	50 E. LAVERTY	20.011	8	32 L. SAVADORI	28.885
9	7 C. DAVIES	24.744	9	68 Y. HERNANDEZ	30.205	9	7 C. DAVIES	20.046	9	12 X. FORES	28.891
10	68 Y. HERNANDEZ	24.772	10	99 P. JACOBSEN	30.236	10	32 L. SAVADORI	20.049	10	50 E. LAVERTY	28.955
11	99 P. JACOBSEN	24.842	11	2 L. CAMIER	30.245	11	68 Y. HERNANDEZ	20.117	11	2 L. CAMIER	28.966
12	32 L. SAVADORI	24.857	12	40 R. RAMOS	30.275	12	66 T. SYKES	20.123	12	40 R. RAMOS	28.975
13	40 R. RAMOS	24.880	13	32 L. SAVADORI	30.554	13	45 J. GAGNE	20.138	13	54 T. RAZGATLIOGLU	29.221
14	76 L. BAZ	24.902	14	76 L. BAZ	30.564	14	40 R. RAMOS	20.341	14	66 T. SYKES	29.242
15	66 T. SYKES	25.008	15	45 J. GAGNE	30.723	15	76 L. BAZ	20.496	15	45 J. GAGNE	29.304
16	25 D. FALZON	25.147	16	47 W. MAXWELL	30.898	16	47 W. MAXWELL	20.501	16	81 J. TORRES	29.338
17	54 T. RAZGATLIOGLU	25.296	17	54 T. RAZGATLIOGLU	30.961	17	54 T. RAZGATLIOGLU	20.549	17	76 L. BAZ	29.381
18	47 W. MAXWELL	25.342	18	36 L. MERCADO	31.047	18	36 L. MERCADO	20.559	18	47 W. MAXWELL	29.482
19	81 J. TORRES	25.488	19	25 D. FALZON	31.100	19	25 D. FALZON	20.607	19	36 L. MERCADO	29.547
20	36 L. MERCADO	25.528	20	81 J. TORRES	31.193	20	81 J. TORRES	20.610	20	25 D. FALZON	29.685

23/02/2018

These data/results cannot be reproduced, stored and/or transmitted in whole or in part by any manner of electronic, mechanical, photocopying, recording, broadcasting or otherwise now known or herein after developed without the previous express consent by the copyright owner, except for reproduction in daily press and regular printed publications on sale to the public within 60 days of the event related to those data/results and always provided that copyright symbol appears together as follows below.

© DORNA WSBK ORGANIZATION Srl 2018



## Australian Round, 23-24-25 February 2018

### World Superbike - Ideal Times Free Practice 1st Session

Phillip Island 4.445 m

No.	Rider	Nat	Bike	Seg. 1	Seg. 2	Seg. 3	Seg. 4	Ideal Time		
				Diff. 1	Diff. 2	Diff. 3	Diff. 4	Best Lap	Pos.	Diff.
1	<b>22 A. LOWES</b>	GBR	Yamaha YZF R1	24.459 0.222	29.966	19.822 0.166	<b>28.503</b> 0.334	<b>1'42.750</b> 1'43.472	7	0.722
2	<b>33 M. MELANDRI</b>	ITA	Ducati Panigale R	24.576	29.993 0.098	<b>19.794</b>	28.513	<b>1'42.876</b> 1'42.974	3	0.098
3	<b>1 J. REA</b>	GBR	Kawasaki ZX-10RR	24.676	<b>29.841</b> 0.106	19.829	28.638	<b>1'42.984</b> 1'43.090	4	0.106
4	<b>60 M. VAN DER MARK</b>	NED	Yamaha YZF R1	24.622 0.318	29.955 0.276	19.957	28.811	<b>1'43.345</b> 1'43.939	11	0.594
5	<b>12 X. FORES</b>	ESP	Ducati Panigale R	24.517	30.037	19.917 0.048	28.891 0.045	<b>1'43.362</b> 1'43.455	6	0.093
6	<b>50 E. LAVERTY</b>	IRL	Aprilia RSV4 RF	<b>24.317</b>	30.101	20.011	28.955	<b>1'43.384</b> 1'43.384	5	
7	<b>7 C. DAVIES</b>	GBR	Ducati Panigale R	24.744 0.262	29.978	20.046	28.774	<b>1'43.542</b> 1'43.804	10	0.262
8	<b>2 L. CAMIER</b>	GBR	Honda CBR1000RR	24.490 0.064	30.245 0.066	19.961	28.966	<b>1'43.662</b> 1'43.792	9	0.130
9	<b>99 P. JACOBSEN</b>	USA	Honda CBR1000RR	24.842	30.236 0.052	19.993	28.643	<b>1'43.714</b> 1'43.766	8	0.052
10	<b>68 Y. HERNANDEZ</b>	COL	Kawasaki ZX-10RR	24.772	30.205	20.117 0.099	28.844 0.067	<b>1'43.938</b> 1'44.104	12	0.166
11	<b>32 L. SAVADORI</b>	ITA	Aprilia RSV4 RF	24.857 0.138	30.554 0.215	20.049	28.885	<b>1'44.345</b> 1'44.698	15	0.353
12	<b>66 T. SYKES</b>	GBR	Kawasaki ZX-10RR	25.008	30.040	20.123	29.242 0.019	<b>1'44.413</b> 1'44.432	13	0.019
13	<b>40 R. RAMOS</b>	ESP	Kawasaki ZX-10RR	24.880 0.071	30.275 0.001	20.341 0.066	28.975	<b>1'44.471</b> 1'44.609	14	0.138
14	<b>45 J. GAGNE</b>	USA	Honda CBR1000RR	24.707 0.240	30.723	20.138 0.044	29.304	<b>1'44.872</b> 1'45.156	16	0.284
15	<b>76 L. BAZ</b>	FRA	BMW S 1000 RR	24.902 0.107	30.564	20.496 0.011	29.381	<b>1'45.343</b> 1'45.461	17	0.118
16	<b>54 T. RAZGATLIOGLU</b>	TUR	Kawasaki ZX-10RR	25.296	30.961	20.549	29.221 0.276	<b>1'46.027</b> 1'46.303	18	0.276
17	<b>47 W. MAXWELL</b>	AUS	Yamaha YZF R1	25.342	30.898	20.501	29.482 0.128	<b>1'46.223</b> 1'46.351	19	0.128
18	<b>25 D. FALZON</b>	AUS	Yamaha YZF R1	25.147 0.214	31.100	20.607	29.685 0.190	<b>1'46.539</b> 1'46.943	22	0.404
19	<b>81 J. TORRES</b>	ESP	MV Agusta 1000 F4	25.488	31.193	20.610	29.338 0.160	<b>1'46.629</b> 1'46.789	20	0.160
20	<b>36 L. MERCADO</b>	ARG	Kawasaki ZX-10RR	25.528 0.236	31.047 0.021	20.559	29.547	<b>1'46.681</b> 1'46.938	21	0.257
<b>Overall Ideal Time</b>				24.317	29.841	19.794	28.503	<b>1'42.455</b>		

23/02/2018

These data/results cannot be reproduced, stored and/or transmitted in whole or in part by any manner of electronic, mechanical, photocopying, recording, broadcasting or otherwise now known or herein after developed without the previous express consent by the copyright owner, except for reproduction in daily press and regular printed publications on sale to the public within 60 days of the event related to those data/results and always provided that copyright symbol appears together as follows below.

© DORNA WSBK ORGANIZATION Srl 2018

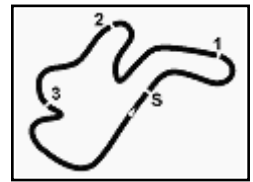
PIR PERUGIA TIMING



Official Tyre Supplier



Official Timekeeper



## Australian Round, 23-24-25 February 2018 World Superbike - Chronological Analysis Free Practice 1st Session

Phillip Island 4.445 m

1 / 3

1° 33 M. MELANDRI (1'42.974)							
Lap	Seg.1	Seg.2	Seg.3	Seg.4	Lap Time	km/h	Local Time
							9:45'35.666
1	34.752	36.407	23.222	32.686	2'07.067P		9:47'42.733
2	27.524	33.936	22.590	30.772	1'54.822	279,8	9:49'37.555
3	25.987	31.628	21.131	29.850	1'48.596	295,1	9:51'26.151
4	25.373	30.852	20.344	28.932	1'45.501	287,2	9:53'11.652
5	27.518	35.802	22.858	6'10.059	7'36.237P	262,1	10:00'47.889
6	32.472	31.485	21.577	31.228	1'56.762P		10:02'44.651
7	25.772	30.703	20.233	29.142	1'45.850	285,0	10:04'30.501
8	25.097	30.136	20.278	28.985	1'44.496	293,5	10:06'14.997
9	24.666	30.057	20.189	29.071	1'43.983	<b>299,2</b>	10:07'58.980
10	24.734	<b>29.993</b>	19.968	28.979	1'43.674	295,9	10:09'42.654
11	27.023	31.882	21.692	6'39.156	7'59.753P	263,4	10:17'42.407
12	31.994	31.824	20.620	29.396	1'53.834P		10:19'36.241
13	24.776	30.295	19.806	28.568	1'43.445	295,1	10:21'19.686
14	<b>24.576</b>	30.091	<b>19.794</b>	28.513	<b>1'42.974</b>	294,3	10:23'02.660

2° 1 J. REA (1'43.090)							
Lap	Seg.1	Seg.2	Seg.3	Seg.4	Lap Time	km/h	Local Time
							9:45'21.825
1	32.709	32.759	22.200	30.437	1'58.105P		9:47'19.930
2	25.593	30.684	20.531	29.263	1'46.071	295,9	9:49'06.001
3	25.012	30.241	20.317	28.940	1'44.510	<b>299,2</b>	9:50'50.511
4	<b>24.676</b>	29.947	<b>19.829</b>	28.638	<b>1'43.090</b>	<b>299,2</b>	9:52'33.601
5	26.698	32.998	20.693	15'12.006	16'32.395P	296,7	10:09'05.996
6	31.710	30.904	20.185	29.264	1'52.063P		10:10'58.059
7	24.691	<b>29.841</b>	20.007	28.830	1'43.369	297,5	10:12'41.428
8	25.884	31.891	20.505	9'41.950	11'00.230P	<b>299,2</b>	10:23'41.658

3° 50 E. LAVERTY (1'43.384)							
Lap	Seg.1	Seg.2	Seg.3	Seg.4	Lap Time	km/h	Local Time
							9:45'12.083
1	30.699	33.633	22.143	31.365	1'57.840P		9:47'09.923
2	26.341	32.178	21.192	30.203	1'49.914	281,3	9:48'59.837
3	25.373	30.961	20.625	14'58.489	16'15.448P	287,2	10:05'15.285
4	30.726	32.049	21.150	29.702	1'53.627P		10:07'08.912
5	25.073	30.640	20.339	29.298	1'45.350	295,9	10:08'54.262
6	24.709	30.256	20.314	29.335	1'44.614	294,3	10:10'38.876
7	24.588	30.130	20.231	29.272	1'44.221	295,1	10:12'23.097
8	25.192	31.424	21.165	6'27.057	7'44.838P	295,9	10:20'07.935
9	30.899	31.408	21.001	30.563	1'53.871P		10:22'01.806
10	<b>24.317</b>	<b>30.101</b>	<b>20.011</b>	28.955	<b>1'43.384</b>	<b>300,8</b>	10:23'45.190

4° 12 X. FORES (1'43.455)							
Lap	Seg.1	Seg.2	Seg.3	Seg.4	Lap Time	km/h	Local Time
							9:46'02.176
1			22.044	31.218	2'20.846P		9:48'23.022
2	26.778	32.026	21.094	30.301	1'50.199	274,1	9:50'13.221
3	25.628	31.038	20.604	29.500	1'46.770	285,7	9:51'59.991
4	25.594	31.131	20.076	29.122	1'45.923	271,4	9:53'45.914
5	24.989	30.386	20.277	29.162	1'44.814	292,7	9:55'30.728
6	24.718	30.294	20.018	29.088	1'44.118	<b>299,2</b>	9:57'14.846
7	24.870	30.307	<b>19.917</b>	29.104	1'44.198	295,9	9:58'59.044
8	25.917	33.785	20.077	28.891	1'48.670	296,7	10:00'47.714
9	24.629	30.433	19.970	28.921	1'43.953	295,9	10:02'31.667
10	<b>24.517</b>	<b>30.037</b>	19.965	28.936	<b>1'43.455</b>	296,7	10:04'15.122

5° 22 A. LOWES (1'43.472)							
Lap	Seg.1	Seg.2	Seg.3	Seg.4	Lap Time	km/h	Local Time
							9:49'45.357
1	35.449	38.252	22.455	30.927	2'07.083P		9:51'52.440
2	26.642	32.096	21.110	29.813	1'49.661	279,1	9:53'42.101
3	29.222	31.607	20.511	29.071	1'50.411	274,1	9:55'32.512

4	25.163	30.614	20.205	29.052	1'45.034	298,3	9:57'17.546
5	24.804	30.210	20.163	28.926	1'44.103	<b>300,0</b>	9:59'01.649
6	24.681	<b>29.966</b>	19.988	28.837	<b>1'43.472</b>	299,2	10:00'45.121
7	25.223	31.689	22.070	12'33.861	13'52.843P	294,3	10:14'37.964
8	34.596	32.414	20.826	29.085	1'56.921P		10:16'34.885
9	24.896	30.116	<b>19.822</b>	28.724	1'43.558	297,5	10:18'18.443
10	24.628	30.682	20.097	2'08.899	3'24.306P	287,2	10:21'42.749
11	30.807	33.153	21.090	28.503	1'53.553P		10:23'36.302

6° 99 P. JACOBSEN (1'43.766)							
Lap	Seg.1	Seg.2	Seg.3	Seg.4	Lap Time	km/h	Local Time
							9:46'02.176
1	34.784	34.491	24.020	32.402	2'05.697P		9:48'07.873
2	27.183	32.324	21.961	30.654	1'52.122	251,2	9:49'59.995
3	26.330	31.828	21.510	30.574	1'50.242	267,3	9:51'50.237
4	26.379	31.760	21.714	30.758	1'50.611	268,7	9:53'40.848
5	26.278	31.314	21.187	30.044	1'48.823	264,7	9:55'29.671
6	26.472	31.526	21.166	29.525	1'48.689	271,4	9:57'18.360
7	25.264	30.744	20.786	29.419	1'46.213	277,6	9:59'04.573
8	26.314	30.765	21.383	8'53.568	10'12.030P	258,4	10:09'16.603
9	33.385	31.661	21.002	29.594	1'55.642P		10:11'12.245
10	25.448	30.494	20.563	29.200	1'45.705	285,7	10:12'57.950
11	25.159	30.922	20.506	29.674	1'46.261	282,7	10:14'44.211
12	25.123	<b>30.236</b>	20.291	28.913	1'44.563	285,7	10:16'28.774
13	25.581	30.875	20.420	29.096	1'45.972	272,0	10:18'14.746
14	25.082	30.324	20.177	29.153	1'44.736	279,8	10:19'59.482
15	25.472	30.772	20.553	29.200	1'45.997	268,0	10:21'45.479
16	<b>24.842</b>	30.288	<b>19.993</b>	28.643	<b>1'43.766</b>	287,2	10:23'29.245

7° 2 L. CAMIER (1'43.792)							
Lap	Seg.1	Seg.2	Seg.3	Seg.4	Lap Time	km/h	Local Time
							9:48'50.870
1	35.264	33.276	20.897	30.949	2'00.386P		9:50'51.256
2	25.154	30.544	20.273	29.221	1'45.192	291,9	9:52'36.448
3	24.848	30.290	20.256	29.225	1'44.619	288,8	9:54'21.067
4	26.588	32.382	21.194	8'48.880	10'09.044P	291,1	10:04'30.111
5	32.318	31.584	20.641	29.786	1'54.329P		10:06'24.440
6	24.973	30.491	20.176	29.354	1'44.994	295,1	10:08'09.434
7	24.740	30.252	20.150	29.416	1'44.558	293,5	10:09'53.992
8	<b>24.490</b>	<b>30.245</b>	20.236	29.561	1'44.532	293,5	10:11'38.524
9	25.790	31.773	20.592	5'16.797	6'34.952P	285,7	10:18'13.476
10	32.305	31.249	20.524	29.284	1'53.362P		10:20'06.838
11	24.757	30.366	20.156	29.244	1'44.523	293,5	10:21'51.361
12	24.554	30.311	<b>19.961</b>	28.966	<b>1'43.792</b>	295,1	10:23'35.153

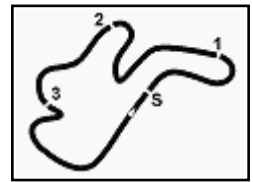
8° 7 C. DAVIES (1'43.804)							
Lap	Seg.1	Seg.2	Seg.3	Seg.4	Lap Time	km/h	Local Time
							9:46'24.919
1	34.523	34.854	22.169	31.824	2'03.370P		9:48'28.289
2	27.125	31.748	21.173	30.175	1'50.221	274,1	9:50'18.510
3	25.992	30.746	20.636	29.777	1'47.151	276,2	9:52'05.661
4	25.353	30.322	20.578	29.585	1'45.838	289,5	9:53'51.499
5	25.022	30.405	20.577	29.547	1'45.551	296,7	9:55'37.050
6	25.229	30.138	20.258	29.191	1'44.816	295,9	9:57'21.866
7	25.006	<b>29.978</b>	<b>20.046</b>	28.774	<b>1'43.804</b>	297,5	9:59'05.670
8	25.065	30.107	20.141	29.022	1'44.335	292,7	10:00'50.005
9	<b>24.744</b>	30.412	20.185	29.430	1'44.771	<b>298,3</b>	10:02'34.776
10	24.867	30.241	20.144	28.965	1'44.217	297,5	10:04'18.993
11	25.421	31.985	21.108	11'48.165	13'06.679P	297,5	10:17'25.672
12	30.431	32.570	20.937	29.643	1'53.581P		10:19'19.253
13	25.064	30.371	20.432	29.267	1'45.134	296,7	10:21'04.387
14	24.882	30.539	20.225	29.282	1'44.928	297,5	10:22'49.315
15	24.904	30.592	20.282	28.928	1'44.706C	295,1	10:24'34.021

23/02/2018

P = Pits In/Out - C = Lap Time Cancelled

These data/results cannot be reproduced, stored and/or transmitted in whole or in part by any manner of electronic, mechanical, photocopying, recording, broadcasting or otherwise now known or herein after developed without the previous express consent by the copyright owner, except for reproduction in daily press and regular printed publications on sale to the public within 60 days of the event related to those data/results and always provided that copyright symbol appears together as follows below.

© DORNA WSBK ORGANIZATION Srl 2018



## Australian Round, 23-24-25 February 2018 World Superbike - Chronological Analysis Free Practice 1st Session

Phillip Island 4.445 m

2 / 3

9° 60 M. VAN DER MARK (1'43.939)							
Lap	Seg.1	Seg.2	Seg.3	Seg.4	Lap Time	km/h	Local Time
1	32.630	33.497	21.887	31.475	1'59.489P		9:48'08.793
2	27.088	31.993	20.871	30.067	1'50.019	265,4	9:51'58.301
3	25.770	31.039	20.595	29.400	1'46.804	288,8	9:53'45.105
4	25.505	30.441	20.323	29.237	1'45.506	288,8	9:55'30.611
5	25.541	30.491	20.191	29.193	1'45.416	288,8	9:57'16.027
6	24.956	30.034	20.019	29.064	1'44.073	289,5	9:59'00.100
7	24.995	30.086	20.014	29.077	1'44.172	291,9	10:00'44.272
8	26.554	32.377	20.599	10'39.509	11'59.039P	284,2	10:12'43.311
9	31.547	34.112	24.701	30.482	2'00.842P		10:14'44.153
10	24.921	<b>29.955</b>	20.345	28.860	1'44.081	295,9	10:16'28.234
11	25.056	30.240	20.690	29.502	1'45.488	284,2	10:18'13.722
12	25.166	30.579	20.654	29.314	1'45.713	291,9	10:19'59.435
13	25.958	30.728	20.457	29.591	1'46.734	293,5	10:21'46.169
14	24.940	30.231	<b>19.957</b>	28.811	<b>1'43.939</b>	292,7	10:23'30.108

9	25.514	30.744	20.608	29.299	1'46.165	288,8	10:10'24.963
10	24.951	30.276	20.407	28.975	<b>1'44.609</b>	<b>290,3</b>	10:12'09.572
11	26.672	31.320	21.566	5'44.365	7'03.923P	<b>290,3</b>	10:19'13.495
12	35.559	31.697	21.043	29.416	1'57.715P		10:21'11.210
13	25.536	30.464	20.409	29.316	1'45.725	<b>290,3</b>	10:22'56.935
14	<b>24.880</b>	<b>30.275</b>	<b>20.341</b>	29.313	1'44.809C	<b>290,3</b>	10:24'41.744

10° 68 Y. HERNANDEZ (1'44.104)							
Lap	Seg.1	Seg.2	Seg.3	Seg.4	Lap Time	km/h	Local Time
1	34.649	35.060	22.581	31.906	2'04.196P		9:46'28.828
2	27.506	32.474	21.385	30.324	1'51.689	261,5	9:48'33.024
3	25.996	32.036	20.802	29.707	1'48.541	288,0	9:50'24.713
4	25.734	31.373	20.561	29.276	1'46.944	273,4	9:52'13.254
5	25.460	30.596	20.564	29.275	1'45.895	271,4	9:54'00.198
6	25.867	30.631	20.299	28.987	1'45.784	279,8	9:55'46.093
7	25.062	30.511	20.139	28.847	1'44.559	285,7	9:57'31.877
8	<b>24.772</b>	<b>30.205</b>	20.216	28.811	<b>1'44.104</b>	<b>291,1</b>	9:59'16.436
9	25.117	30.791	20.520	7'37.358	8'53.786P	286,5	10:01'00.540
10	30.901	32.018	20.889	30.151	1'53.959P		10:09'54.326
11	25.455	30.981	20.327	29.133	1'45.896	279,8	10:11'48.285
12	24.942	30.730	20.199	29.170	1'45.041	285,7	10:13'34.181
13	25.001	30.856	20.272	29.074	1'45.203	287,2	10:15'19.222
14	25.099	30.657	20.257	28.956	1'44.969	289,5	10:17'04.425
15	25.001	30.863	20.328	29.183	1'45.375	289,5	10:18'49.394
16	24.987	30.839	<b>20.117</b>	28.844	1'44.787	288,0	10:20'34.769
17	25.392	33.887	21.334	31.202	1'51.815	288,0	10:22'19.556

13° 32 L. SAVADORI (1'44.698)							
Lap	Seg.1	Seg.2	Seg.3	Seg.4	Lap Time	km/h	Local Time
1	36.561	37.825	31.274	5'12.720	6'58.380P		9:45'48.668
2	38.698	35.080	23.186	33.220	2'10.184P		9:52'47.048
3	27.362	34.049	22.316	31.882	1'55.609	279,8	9:54'57.232
4	26.590	32.400	21.573	31.077	1'51.640	285,0	9:56'52.841
5	26.236	32.054	21.200	30.629	1'50.119	289,5	9:58'44.481
6	29.863	41.265	21.114	30.141	2'02.383	288,0	10:00'34.600
7	25.699	31.312	20.669	29.817	1'47.497	290,3	10:02'36.983
8	26.772	35.050	21.265	7'59.421	9'22.508P	278,4	10:04'24.480
9	45.847	38.315	21.063	30.704	2'15.929P		10:10'42.917
10	25.383	30.945	20.557	29.557	1'46.442	<b>291,9</b>	10:12'49.359
11	28.327	30.993	20.441	29.344	1'49.105	276,9	10:16'02.917
12	24.995	30.769	<b>20.049</b>	28.885	<b>1'44.698</b>	290,3	10:19'38.464
13	27.256	40.772	22.511	29.862	2'00.401	291,1	10:21'23.162

11° 66 T. SYKES (1'44.432)							
Lap	Seg.1	Seg.2	Seg.3	Seg.4	Lap Time	km/h	Local Time
1	36.311	35.036	22.657	32.306	2'06.310P		9:47'34.923
2	28.369	32.619	21.286	30.413	1'52.687	219,5	9:49'41.233
3	25.696	31.039	20.685	29.652	1'47.072	284,2	9:51'33.920
4	25.560	30.788	20.620	29.526	1'46.494	291,9	9:53'20.992
5	<b>25.008</b>	<b>30.040</b>	<b>20.123</b>	29.261	<b>1'44.432</b>	293,5	9:55'07.486
6	28.050	34.237	21.222	7'08.705	8'32.214P	294,3	9:56'51.918
7	37.314	31.222	20.965	29.526	1'59.027P		10:05'24.132
8	25.134	30.300	20.375	29.245	1'45.054	294,3	10:07'23.159
9	26.899	32.928	23.357	10'55.061	12'18.245P	275,5	10:09'08.213
10	32.323	32.129	20.902	29.242	1'54.596P		10:21'26.458

14° 45 J. GAGNE (1'45.156)							
Lap	Seg.1	Seg.2	Seg.3	Seg.4	Lap Time	km/h	Local Time
1	39.748	38.345	23.877	33.326	2'15.296P		9:47'48.206
2	27.964	33.486	21.738	31.526	1'54.714	254,1	9:50'03.502
3	26.811	32.150	20.962	30.180	1'50.103	260,9	9:51'58.216
4	26.009	31.557	20.736	30.188	1'48.490	271,4	9:53'48.319
5	25.856	31.197	20.579	29.878	1'47.510	276,2	9:55'36.809
6	25.573	30.829	20.426	29.874	1'46.702	281,3	9:57'24.319
7	25.346	30.950	20.414	29.970	1'46.680	285,7	9:59'11.021
8	25.689	35.306	23.221	10'23.593	11'47.809P	281,3	10:00'57.701
9	33.065	32.766	21.487	33.273	2'00.591P		10:12'45.510
10	25.364	30.767	20.264	29.568	1'45.963	289,5	10:14'46.101
11	25.085	30.830	20.220	29.527	1'45.662	287,2	10:16'32.064
12	24.908	30.884	<b>20.138</b>	29.538	1'45.468	291,1	10:18'17.726
13	24.941	34.854	20.619	29.857	1'50.271	<b>292,7</b>	10:20'03.194
14	24.947	<b>30.723</b>	20.182	29.304	<b>1'45.156</b>	291,1	10:21'53.465

12° 40 R. RAMOS (1'44.609)							
Lap	Seg.1	Seg.2	Seg.3	Seg.4	Lap Time	km/h	Local Time
1	33.695	34.638	22.578	1'37.292	3'08.203P		9:46'28.119
2	34.608	33.010	21.838	30.890	2'00.346P		9:49'36.322
3	26.610	31.771	21.188	30.129	1'49.698	285,7	9:51'36.666
4	26.028	31.249	20.920	29.779	1'47.976	285,7	9:53'26.368
5	25.569	30.743	20.840	29.530	1'46.682	288,8	9:55'14.342
6	25.460	30.373	20.495	29.299	1'45.627	288,8	9:57'01.024
7	25.970	31.324	20.690	6'37.007	7'54.991P	289,5	9:58'46.651
8	33.012	32.462	21.699	29.983	1'57.156P		10:06'41.642

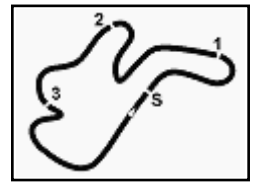
15° 76 L. BAZ (1'45.461)							
Lap	Seg.1	Seg.2	Seg.3	Seg.4	Lap Time	km/h	Local Time
1	32.985	33.543	22.418	31.051	1'59.997P		9:45'13.976
2	25.900	31.646	21.332	30.042	1'48.920	283,5	9:47'13.973
3	25.298	30.642	20.574	29.461	1'45.975	291,9	9:49'02.893
4	25.220	31.520	<b>20.496</b>	29.426	1'46.662	290,3	9:50'48.868
5	25.009	<b>30.564</b>	20.507	29.381	<b>1'45.461</b>	291,9	9:52'35.530
6	26.821	33.279	21.872	11'49.863	13'11.835P	279,8	9:54'20.991
7	35.637	32.461	21.722	30.323	2'00.143P		9:57'32.826
8	25.164	31.043	20.750	29.534	1'46.491	291,9	10:09'32.969
9	25.065	31.097	20.753	29.639	1'46.554	292,7	10:11'19.460
10	24.922	31.967	22.970	3'56.431	5'16.290P	291,1	10:13'06.014
11	33.449	33.247	21.963	31.037	1'59.696P		10:18'22.304
12	25.797	31.232	21.001	29.557	1'47.587	293,5	10:20'22.000
13	<b>24.902</b>	30.807	20.699	29.469	1'45.877	296,7	10:22'09.587

16° 54 T. RAZGATLIOGLU (1'46.303)							
Lap	Seg.1	Seg.2	Seg.3	Seg.4	Lap Time	km/h	Local Time
1	37.554	36.708	24.730	34.915	2'13.907P		9:50'55.047
2	31.016	34.594	22.723	33.291	2'01.624	278,4	9:53'08.954

23/02/2018 P = Pits In/Out - C = Lap Time Cancelled

These data/results cannot be reproduced, stored and/or transmitted in whole or in part by any manner of electronic, mechanical, photocopying, recording, broadcasting or otherwise now known or herein after developed without the previous express consent by the copyright owner, except for reproduction in daily press and regular printed publications on sale to the public within 60 days of the event related to those data/results and always provided that copyright symbol appears together as follows below.

© DORNA WSBK ORGANIZATION Srl 2018



Phillip Island 4.445 m

3 / 3

## Australian Round, 23-24-25 February 2018 World Superbike - Chronological Analysis Free Practice 1st Session

3	27.288	33.709	21.951	31.792	1'54.740	281,3	9:57'05.318	5	25.361	<b>31.100</b>	<b>20.607</b>	29.875	<b>1'46.943</b>	279,8	9:57'24.529
4	27.160	32.858	22.110	36.774	1'58.902	276,9	9:59'04.220	6	29.508	35.000	21.312	30.443	1'56.263	268,7	9:59'20.792
5	27.962	31.973	22.523	34.502	1'56.960	261,5	10:01'01.180	7	25.561	31.330	20.729	29.685	1'47.305	279,8	10:01'08.097
6	26.235	31.625	21.380	30.448	1'49.688	279,8	10:02'50.868	8	27.238	38.071	23.790	10'06.656	11'35.755P	280,5	10:12'43.852
7	26.466	31.720	21.324	30.398	1'49.908	288,8	10:04'40.776	9	31.675	32.629	21.708	30.351	1'56.363P		10:14'40.215
8	26.126	31.278	21.010	30.071	1'48.485	279,1	10:06'29.261	10	25.375	31.428	20.724	30.051	1'47.578	278,4	10:16'27.793
9	26.052	31.623	21.197	29.957	1'48.829	285,7	10:08'18.090	11	25.475	32.851	20.969	29.748	1'49.043	279,1	10:18'16.836
10	25.842	31.134	21.126	30.090	1'48.192	290,3	10:10'06.282	12	25.393	31.435	20.800	29.937	1'47.565	<b>282,7</b>	10:20'04.401
11	27.186	31.562	21.400	6'01.368	7'21.516P	289,5	10:17'27.798	13	29.399	37.848	24.015	34.996	2'06.258	270,0	10:22'10.659
12	30.501	32.708	21.686	29.683	1'54.578P		10:19'22.376	14	<b>25.147</b>	31.748	20.932	30.096	1'47.923	281,3	10:23'58.582
13	25.504	30.964	20.737	29.221	1'46.426	291,9	10:21'08.802								
14	<b>25.296</b>	<b>30.961</b>	<b>20.549</b>	29.497	<b>1'46.303</b>	<b>293,5</b>	10:22'55.105								

17° 47 W. MAXWELL (1'46.351)							
Lap	Seg.1	Seg.2	Seg.3	Seg.4	Lap Time	km/h	Local Time
							9:46'31.816
1	33.569	34.168	22.575	31.551	2'01.863P		9:48'33.679
2	27.183	32.323	21.328	30.297	1'51.131	250,6	9:50'24.810
3	26.032	31.371	20.767	29.795	1'47.965	258,4	9:52'12.775
4	25.630	31.214	20.638	29.482	1'46.964	279,8	9:53'59.739
5	26.527	32.594	21.507	9'41.546	11'02.174P	279,8	10:05'01.913
6	31.525	32.025	20.798	29.687	1'54.035P		10:06'55.948
7	25.983	31.334	20.881	29.760	1'47.958	279,8	10:08'43.906
8	25.469	31.105	20.590	29.567	1'46.731	<b>282,7</b>	10:10'30.637
9	<b>25.342</b>	<b>30.898</b>	<b>20.501</b>	29.610	<b>1'46.351</b>	280,5	10:12'16.988

18° 81 J. TORRES (1'46.789)							
Lap	Seg.1	Seg.2	Seg.3	Seg.4	Lap Time	km/h	Local Time
							9:45'13.296
1	33.739	35.714	23.163	4'57.350	6'29.966P		9:51'43.262
2	37.354	37.424	22.658	32.691	2'10.127P		9:53'53.389
3	27.010	32.600	21.464	30.799	1'51.873	271,4	9:55'45.262
4	26.876	32.290	21.269	30.753	1'51.188	277,6	9:57'36.450
5	26.149	32.069	21.373	6'03.594	7'23.185P	288,8	10:04'59.635
6	32.176	31.924	21.077	30.231	1'55.408P		10:06'55.043
7	27.744	32.037	21.082	30.018	1'50.881	<b>292,7</b>	10:08'45.924
8	25.977	31.320	20.724	29.871	1'47.892	272,0	10:10'33.816
9	25.621	31.339	20.657	29.964	1'47.581	287,2	10:12'21.397
10	25.995	31.383	20.737	29.727	1'47.842	279,1	10:14'09.239
11	26.388	31.784	21.209	4'57.666	6'17.047P	282,7	10:20'26.286
12	30.487	34.104	20.897	29.338	1'54.826P		10:22'21.112
13	<b>25.488</b>	<b>31.193</b>	<b>20.610</b>	29.498	<b>1'46.789</b>	274,1	10:24'07.901

19° 36 L. MERCADO (1'46.938)							
Lap	Seg.1	Seg.2	Seg.3	Seg.4	Lap Time	km/h	Local Time
							9:45'24.802
1	36.841	37.218	26.312	32.921	2'13.292P		9:47'38.094
2	28.121	33.042	23.575	30.623	1'55.361	273,4	9:49'33.455
3	26.258	31.737	21.249	30.054	1'49.298	283,5	9:51'22.753
4	26.026	31.323	20.935	29.820	1'48.104	279,8	9:53'10.857
5	25.969	32.035	21.413	15'26.722	16'46.139P	270,0	10:09'56.996
6	33.687	31.606	20.923	29.650	1'55.866P		10:11'52.862
7	25.764	31.068	<b>20.559</b>	29.547	<b>1'46.938</b>	<b>292,7</b>	10:13'39.800
8	<b>25.528</b>	32.791	20.821	29.631	1'48.771	285,0	10:15'28.571
9	25.605	<b>31.047</b>	20.889	29.562	1'47.103	285,7	10:17'15.674
10	25.747	31.093	21.138	5'33.165	6'51.143P	287,2	10:24'06.817

20° 25 D. FALZON (1'46.943)							
Lap	Seg.1	Seg.2	Seg.3	Seg.4	Lap Time	km/h	Local Time
							9:48'07.087
1	33.709	33.602	22.190	31.382	2'00.883P		9:50'07.970
2	26.648	32.692	21.334	30.572	1'51.246	276,2	9:51'59.216
3	25.961	32.301	21.042	30.306	1'49.610	274,8	9:53'48.826
4	25.849	31.834	20.831	30.246	1'48.760	277,6	9:55'37.586

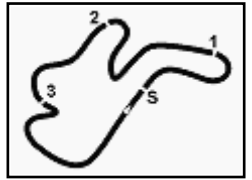
23/02/2018 P = Pits In/Out - C = Lap Time Cancelled

These data/results cannot be reproduced, stored and/or transmitted in whole or in part by any manner of electronic, mechanical, photocopying, recording, broadcasting or otherwise now known or herein after developed without the previous express consent by the copyright owner, except for reproduction in daily press and regular printed publications on sale to the public within 60 days of the event related to those data/results and always provided that copyright symbol appears together as follows below.

© DORNA WSBK ORGANIZATION Srl 2018



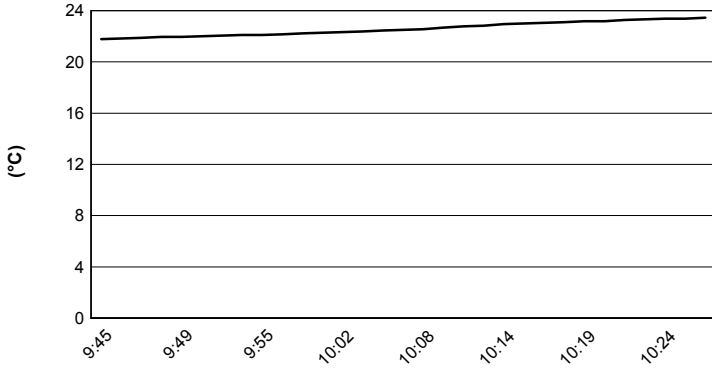




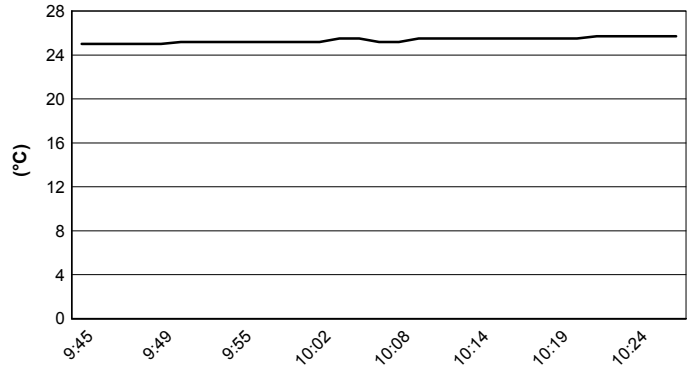
Phillip Island 4.445 m

**Australian Round, 23-24-25 February 2018**  
**World Superbike - Weather Report Free Practice 1st Session**  
 Session started 09:45 - Session ended 10:26

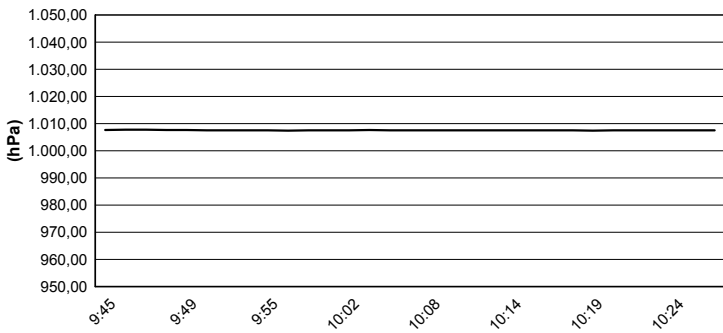
### Air Temperature



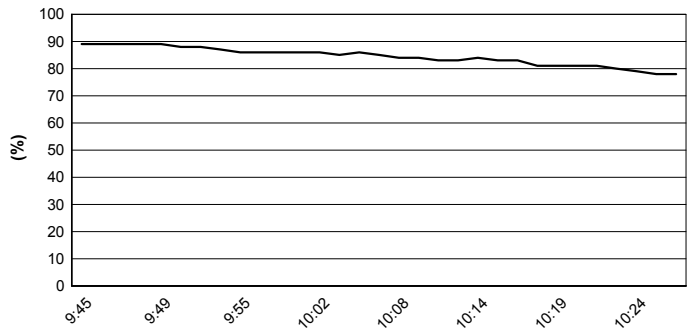
### Track Temperature



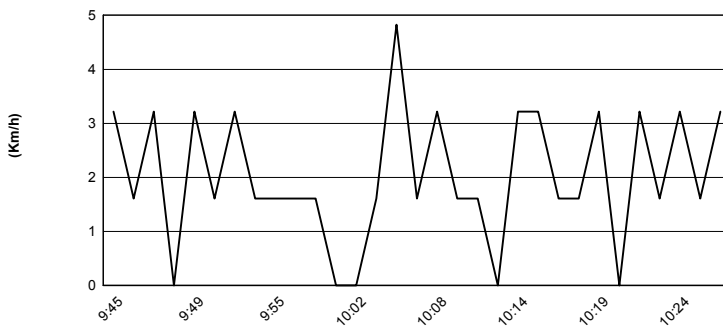
### Air Pressure



### Humidity



### Wind Speed



### Wind Direction



23/02/2018

These data/results cannot be reproduced, stored and/or transmitted in whole or in part by any manner of electronic, mechanical, photocopying, recording, broadcasting or otherwise now known or herein after developed without the previous express consent by the copyright owner, except for reproduction in daily press and regular printed publications on sale to the public within 60 days of the event related to those data/results and always provided that copyright symbol appears together as follows below.

© DORNA WSBK ORGANIZATION Srl 2018