

Phillip Island 4.445 m

Australian Round, 23-24-25 February 2018

World Superbike - Free Practices Combined Results

No.	Rider	Nat	Team	Bike	Class	FP1	FP2	FP3	Time	Gap	Rel.	Avg Laps
1	32 L. SAVADORI	ITA	Milwaukee Aprilia	Aprilia RSV4 RF		1'44.698	1'30.407		1'30.407			177,000
2	2 L. CAMIER	GBR	Red Bull Honda World Superbike Team	Honda CBR1000RR		1'43.792	1'30.722		1'30.722	0.315	0.315	176,385
3	50 E. LAVERTY	IRL	Milwaukee Aprilia	Aprilia RSV4 RF		1'43.384	1'30.746		1'30.746	0.339	0.024	176,338
4	66 T. SYKES	GBR	Kawasaki Racing Team WorldSBK	Kawasaki ZX-10RR		1'44.432	1'30.882		1'30.882	0.475	0.136	176,074
5	33 M. MELANDRI	ITA	Aruba.it Racing - Ducati	Ducati Panigale R		1'42.974	1'30.973		1'30.973	0.566	0.091	175,898
6	1 J. REA	GBR	Kawasaki Racing Team WorldSBK	Kawasaki ZX-10RR		1'43.090	1'31.047		1'31.047	0.640	0.074	175,755
7	60 M. VAN DER MARK	NED	Pata Yamaha Official WorldSBK Team	Yamaha YZF R1		1'43.939	1'31.114		1'31.114	0.707	0.067	175,626
8	12 X. FORES	ESP	Barni Racing Team	Ducati Panigale R	IND	1'43.455	1'31.295		1'31.295	0.888	0.181	175,278
9	7 C. DAVIES	GBR	Aruba.it Racing - Ducati	Ducati Panigale R		1'43.804	1'31.523		1'31.523	1.116	0.228	174,841
10	45 J. GAGNE	USA	Red Bull Honda World Superbike Team	Honda CBR1000RR		1'45.156	1'31.689		1'31.689	1.282	0.166	174,525
11	54 T. RAZGATLIOGLU	TUR	Kawasaki Puccetti Racing	Kawasaki ZX-10RR	IND	1'46.303	1'31.824		1'31.824	1.417	0.135	174,268
12	81 J. TORRES	ESP	MV Agusta Reparto Corse	MV Agusta 1000 F4		1'46.789	1'32.011		1'32.011	1.604	0.187	173,914
13	40 R. RAMOS	ESP	Team GoEleven Kawasaki	Kawasaki ZX-10RR	IND	1'44.609	1'32.244		1'32.244	1.837	0.233	173,475
14	76 L. BAZ	FRA	GULF ALTHEA BMW Racing Team	BMW S 1000 RR		1'45.461	1'32.340		1'32.340	1.933	0.096	173,294
15	99 P. JACOBSEN	USA	TripleM Honda World Superbike Team	Honda CBR1000RR	IND	1'43.766	1'32.501		1'32.501	2.094	0.161	172,993
16	36 L. MERCADO	ARG	Orelac Racing VerdNatura	Kawasaki ZX-10RR	IND	1'46.938	1'32.583		1'32.583	2.176	0.082	172,840
17	68 Y. HERNANDEZ	COL	Team Pedercini Racing	Kawasaki ZX-10RR	IND	1'44.104	1'32.652		1'32.652	2.245	0.069	172,711
18	17 T. HERFOSS	AUS	Penrite Honda	Honda CBR1000RR	IND		1'32.683		1'32.683	2.276	0.031	172,653
19	47 W. MAXWELL	AUS	Yamaha Racing Team	Yamaha YZF R1	IND	1'46.351	1'32.723		1'32.723	2.316	0.040	172,579
20	25 D. FALZON	AUS	Yamaha Racing Team	Yamaha YZF R1	IND	1'46.943	1'33.124		1'33.124	2.717	0.401	171,835
21	37 O. JEZEK	CZE	Guandalini Racing	Yamaha YZF R1	IND		1'33.928		1'33.928	3.521	0.804	170,365
22	22 A. LOWES	GBR	Pata Yamaha Official WorldSBK Team	Yamaha YZF R1		1'43.472			1'43.472	13.065	9.544	154,651

23/02/2018

These data/results cannot be reproduced, stored and/or transmitted in whole or in part by any manner of electronic, mechanical, photocopying, recording, broadcasting or otherwise now known or herein after developed without the previous express consent by the copyright owner, except for reproduction in daily press and regular printed publications on sale to the public within 60 days of the event related to those data/results and always provided that copyright symbol appears together as follows below.

© DORNA WSBK ORGANIZATION Srl 2018

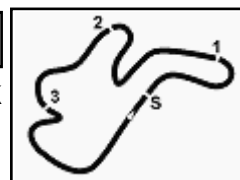
PIRELLI PERUGIA TIMING



Official Tyre Supplier



Official Timekeeper



Australian Round, 23-24-25 February 2018

World Superbike - Results Free Practice 2nd Session

Phillip Island 4.445 m

1 / 2

No.	Rider	Nat	Team	Bike	Class	Time	Gap	Rel.	Laps	Speed	
										Avg	Max
1	32 L. SAVADORI	ITA	Milwaukee Aprilia	Aprilia RSV4 RF		1'30.407			16	177,000	314,9
2	2 L. CAMIER	GBR	Red Bull Honda World Superbike Team	Honda CBR1000RR		1'30.722	0.315	0.315	16	176,385	312,1
3	50 E. LAVERTY	IRL	Milwaukee Aprilia	Aprilia RSV4 RF		1'30.746	0.339	0.024	15	176,338	311,2
4	66 T. SYKES	GBR	Kawasaki Racing Team WorldSBK	Kawasaki ZX-10RR		1'30.882	0.475	0.136	21	176,074	309,5
5	33 M. MELANDRI	ITA	Aruba.it Racing - Ducati	Ducati Panigale R		1'30.973	0.566	0.091	15	175,898	314,9
6	1 J. REA	GBR	Kawasaki Racing Team WorldSBK	Kawasaki ZX-10RR		1'31.047	0.640	0.074	16	175,755	311,2
7	60 M. VAN DER MARK	NED	Pata Yamaha Official WorldSBK Team	Yamaha YZF R1		1'31.114	0.707	0.067	17	175,626	314,0
8	12 X. FOFES	ESP	Barni Racing Team	Ducati Panigale R	IND	1'31.295	0.888	0.181	13	175,278	313,0
9	7 C. DAVIES	GBR	Aruba.it Racing - Ducati	Ducati Panigale R		1'31.523	1.116	0.228	17	174,841	312,1
10	45 J. GAGNE	USA	Red Bull Honda World Superbike Team	Honda CBR1000RR		1'31.689	1.282	0.166	18	174,525	310,3
11	54 T. RAZGATLIOGLU	TUR	Kawasaki Puccetti Racing	Kawasaki ZX-10RR	IND	1'31.824	1.417	0.135	14	174,268	309,5
12	81 J. TORRES	ESP	MV Agusta Reparto Corse	MV Agusta 1000 F4		1'32.011	1.604	0.187	14	173,914	308,6
13	40 R. RAMOS	ESP	Team GoEleven Kawasaki	Kawasaki ZX-10RR	IND	1'32.244	1.837	0.233	16	173,475	306,8
14	76 L. BAZ	FRA	GULF ALTHEA BMW Racing Team	BMW S 1000 RR		1'32.340	1.933	0.096	3	173,294	308,6
15	99 P. JACOBSEN	USA	TripleM Honda World Superbike Team	Honda CBR1000RR	IND	1'32.501	2.094	0.161	16	172,993	305,9
16	36 L. MERCADO	ARG	Orelac Racing VerdNatura	Kawasaki ZX-10RR	IND	1'32.583	2.176	0.082	16	172,840	307,7
17	68 Y. HERNANDEZ	COL	Team Pedercini Racing	Kawasaki ZX-10RR	IND	1'32.652	2.245	0.069	18	172,711	305,9
18	17 T. HERFOSS	AUS	Penrite Honda	Honda CBR1000RR	IND	1'32.683	2.276	0.031	11	172,653	300,0
19	47 W. MAXWELL	AUS	Yamaha Racing Team	Yamaha YZF R1	IND	1'32.723	2.316	0.040	15	172,579	295,1
20	25 D. FALZON	AUS	Yamaha Racing Team	Yamaha YZF R1	IND	1'33.124	2.717	0.401	16	171,835	303,4
21	37 O. JEZEK	CZE	Guandalini Racing	Yamaha YZF R1	IND	1'33.928	3.521	0.804	15	170,365	300,8
----- Out 107% in this Session -----											
22	22 A. LOWES	GBR	Pata Yamaha Official WorldSBK Team	Yamaha YZF R1					1		311,2

Qualifying Lap Time (107% of 1'30.407): 1'36.736

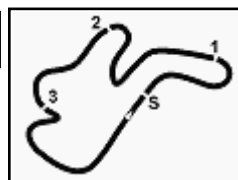
AIR	Humidity:	55%	Temp:	28°C
TRACK	Condition:	Dry	Temp:	30°C

Records	Pole (SP2)	2017	J.Rea	1'29.573	178,650	Km/h
	Race (RC1)	2014	C.Davies	1'30.949	175,940	Km/h
	Circuit (SP2)	2017	J.Rea	1'29.573	178,650	Km/h

Start 23/02/2018 12:25 End 13:07 The results are provisional until the end of the time limit for protests and appeals and the completion of the technical checks.

These data/results cannot be reproduced, stored and/or transmitted in whole or in part by any manner of electronic, mechanical, photocopying, recording, broadcasting or otherwise now known or herein after developed without the previous express consent by the copyright owner, except for reproduction in daily press and regular printed publications on sale to the public within 60 days of the event related to those data/results and always provided that copyright symbol appears together as follows below.

© DORNA WSBK ORGANIZATION Srl 2018



Australian Round, 23-24-25 February 2018

World Superbike - Results Free Practice 2nd Session

Session Highlights

Local Time	No. Rider	Description
12.25.00		Start
12.25.27		WorldSBK Pit Intervention Time: 1min 3secs
12.28.17	22 A. LOWES	Crashed - Turn 6
12.30.46	76 L. BAZ	Crashed - Turn 4
12.31.58	76 L. BAZ	Medical Centre
13.07.12		End Of Session

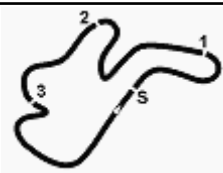
Fastest Laps Sequence

No.	Rider	Nat	Team	Bike	Local Time	Time	Gap	Avg
1	J. REA	GBR	Kawasaki Racing Team WorldSBK	Kawasaki ZX-10RR	12:28'18.510	1'31.921		174,084
50	E. LAVERTY	IRL	Milwaukee Aprilia	Aprilia RSV4 RF	12:28'18.538	1'31.458	-0.463	174,966
32	L. SAVADORI	ITA	Milwaukee Aprilia	Aprilia RSV4 RF	12:28'18.636	1'31.386	-0.072	175,103
66	T. SYKES	GBR	Kawasaki Racing Team WorldSBK	Kawasaki ZX-10RR	12:29'07.577	1'31.277	-0.109	175,313
50	E. LAVERTY	IRL	Milwaukee Aprilia	Aprilia RSV4 RF	12:29'49.284	1'30.746	-0.531	176,338
2	L. CAMIER	GBR	Red Bull Honda World Superbike Team	Honda CBR1000RR	13:00'03.373	1'30.722	-0.024	176,385
32	L. SAVADORI	ITA	Milwaukee Aprilia	Aprilia RSV4 RF	13:04'55.958	1'30.407	-0.315	177,000

23/02/2018 Start End The results are provisional until the end of the time limit for protests and appeals
12:25 13:07 and the completion of the technical checks.

These data/results cannot be reproduced, stored and/or transmitted in whole or in part by any manner of electronic, mechanical, photocopying, recording, broadcasting or otherwise now known or herein after developed without the previous express consent by the copyright owner, except for reproduction in daily press and regular printed publications on sale to the public within 60 days of the event related to those data/results and always provided that copyright symbol appears together as follows below.

© DORNA WSBK ORGANIZATION Srl 2018



Phillip Island 4.445 m

Australian Round, 23-24-25 February 2018
World Superbike - Best Sector & Speed Free Practice 2nd Session

BEST LAP			
1	32 L. SAVADORI	Aprilia RSV4 RF	1'30.407
2	2 L. CAMIER	Honda CBR1000RR	1'30.722
3	50 E. LAVERTY	Aprilia RSV4 RF	1'30.746
4	66 T. SYKES	Kawasaki ZX-10RR	1'30.882
5	33 M. MELANDRI	Ducati Panigale R	1'30.973
6	1 J. REA	Kawasaki ZX-10RR	1'31.047
7	60 M. VAN DER MARK	Yamaha YZF R1	1'31.114
8	12 X. FORES	Ducati Panigale R	1'31.295
9	7 C. DAVIES	Ducati Panigale R	1'31.523
10	45 J. GAGNE	Honda CBR1000RR	1'31.689
11	54 T. RAZGATLIOGLU	Kawasaki ZX-10RR	1'31.824
12	81 J. TORRES	MV Agusta 1000 F4	1'32.011
13	40 R. RAMOS	Kawasaki ZX-10RR	1'32.244
14	76 L. BAZ	BMW S 1000 RR	1'32.340
15	99 P. JACOBSEN	Honda CBR1000RR	1'32.501
16	36 L. MERCADO	Kawasaki ZX-10RR	1'32.583
17	68 Y. HERNANDEZ	Kawasaki ZX-10RR	1'32.652
18	17 T. HERFOSS	Honda CBR1000RR	1'32.683
19	47 W. MAXWELL	Yamaha YZF R1	1'32.723
20	25 D. FALZON	Yamaha YZF R1	1'33.124
21	37 O. JEZEK	Yamaha YZF R1	1'33.928
22	22 A. LOWES	Yamaha YZF R1	

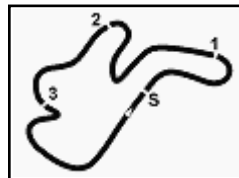
SPEED			
1	32 L. SAVADORI	Aprilia RSV4 RF	314,9
2	33 M. MELANDRI	Ducati Panigale R	314,9
3	60 M. VAN DER MARK	Yamaha YZF R1	314,0
4	12 X. FORES	Ducati Panigale R	313,0
5	2 L. CAMIER	Honda CBR1000RR	312,1
6	7 C. DAVIES	Ducati Panigale R	312,1
7	22 A. LOWES	Yamaha YZF R1	311,2
8	1 J. REA	Kawasaki ZX-10RR	311,2
9	50 E. LAVERTY	Aprilia RSV4 RF	311,2
10	45 J. GAGNE	Honda CBR1000RR	310,3
11	54 T. RAZGATLIOGLU	Kawasaki ZX-10RR	309,5
12	66 T. SYKES	Kawasaki ZX-10RR	309,5
13	76 L. BAZ	BMW S 1000 RR	308,6
14	81 J. TORRES	MV Agusta 1000 F4	308,6
15	36 L. MERCADO	Kawasaki ZX-10RR	307,7
16	40 R. RAMOS	Kawasaki ZX-10RR	306,8
17	99 P. JACOBSEN	Honda CBR1000RR	305,9
18	68 Y. HERNANDEZ	Kawasaki ZX-10RR	305,9
19	25 D. FALZON	Yamaha YZF R1	303,4
20	37 O. JEZEK	Yamaha YZF R1	300,8
21	17 T. HERFOSS	Honda CBR1000RR	300,0
22	47 W. MAXWELL	Yamaha YZF R1	295,1

SEG. 1			SEG. 2			SEG. 3			SEG. 4		
1	32 L. SAVADORI	21.564	1	2 L. CAMIER	26.103	1	32 L. SAVADORI	17.318	1	32 L. SAVADORI	25.242
2	50 E. LAVERTY	21.662	2	33 M. MELANDRI	26.178	2	66 T. SYKES	17.353	2	2 L. CAMIER	25.415
3	60 M. VAN DER MARK	21.681	3	66 T. SYKES	26.209	3	12 X. FORES	17.377	3	50 E. LAVERTY	25.429
4	1 J. REA	21.687	4	50 E. LAVERTY	26.235	4	60 M. VAN DER MARK	17.395	4	66 T. SYKES	25.466
5	33 M. MELANDRI	21.690	5	32 L. SAVADORI	26.263	5	50 E. LAVERTY	17.414	5	33 M. MELANDRI	25.503
6	2 L. CAMIER	21.699	6	60 M. VAN DER MARK	26.307	6	2 L. CAMIER	17.431	6	12 X. FORES	25.526
7	22 A. LOWES	21.718	7	22 A. LOWES	26.312	7	1 J. REA	17.453	7	60 M. VAN DER MARK	25.536
8	66 T. SYKES	21.751	8	1 J. REA	26.316	8	33 M. MELANDRI	17.463	8	1 J. REA	25.550
9	12 X. FORES	21.756	9	7 C. DAVIES	26.317	9	45 J. GAGNE	17.472	9	7 C. DAVIES	25.675
10	76 L. BAZ	21.775	10	76 L. BAZ	26.476	10	22 A. LOWES	17.585	10	22 A. LOWES	25.676
11	45 J. GAGNE	21.807	11	12 X. FORES	26.484	11	7 C. DAVIES	17.594	11	45 J. GAGNE	25.692
12	7 C. DAVIES	21.820	12	54 T. RAZGATLIOGLU	26.508	12	76 L. BAZ	17.602	12	81 J. TORRES	25.702
13	54 T. RAZGATLIOGLU	21.903	13	45 J. GAGNE	26.513	13	54 T. RAZGATLIOGLU	17.609	13	54 T. RAZGATLIOGLU	25.703
14	81 J. TORRES	21.914	14	81 J. TORRES	26.582	14	36 L. MERCADO	17.614	14	40 R. RAMOS	25.755
15	40 R. RAMOS	22.041	15	40 R. RAMOS	26.615	15	81 J. TORRES	17.617	15	17 T. HERFOSS	25.862
16	99 P. JACOBSEN	22.083	16	36 L. MERCADO	26.625	16	17 T. HERFOSS	17.671	16	68 Y. HERNANDEZ	25.868
17	17 T. HERFOSS	22.089	17	17 T. HERFOSS	26.724	17	47 W. MAXWELL	17.678	17	36 L. MERCADO	25.883
18	68 Y. HERNANDEZ	22.104	18	99 P. JACOBSEN	26.762	18	40 R. RAMOS	17.683	18	47 W. MAXWELL	25.893
19	47 W. MAXWELL	22.110	19	68 Y. HERNANDEZ	26.798	19	68 Y. HERNANDEZ	17.715	19	76 L. BAZ	25.914
20	25 D. FALZON	22.228	20	47 W. MAXWELL	26.939	20	99 P. JACOBSEN	17.726	20	99 P. JACOBSEN	25.930
21	36 L. MERCADO	22.242	21	25 D. FALZON	27.012	21	25 D. FALZON	17.825	21	25 D. FALZON	25.952
22	37 O. JEZEK	22.434	22	37 O. JEZEK	27.161	22	37 O. JEZEK	18.025	22	37 O. JEZEK	26.168

23/02/2018

These data/results cannot be reproduced, stored and/or transmitted in whole or in part by any manner of electronic, mechanical, photocopying, recording, broadcasting or otherwise now known or herein after developed without the previous express consent by the copyright owner, except for reproduction in daily press and regular printed publications on sale to the public within 60 days of the event related to those data/results and always provided that copyright symbol appears together as follows below.

© DORNA WSBK ORGANIZATION Srl 2018



Phillip Island 4.445 m

Australian Round, 23-24-25 February 2018

World Superbike - Ideal Times Free Practice 2nd Session

No.	Rider	Nat	Bike	Seg. 1	Seg. 2	Seg. 3	Seg. 4	Ideal Time			
				Diff. 1	Diff. 2	Diff. 3	Diff. 4	Best Lap	Pos.	Diff.	
1	32 L. SAVADORI	ITA	Aprilia RSV4 RF	21.564	26.263 0.020	17.318	25.242	1'30.387	1'30.407	2	0.020
2	2 L. CAMIER	GBR	Honda CBR1000RR	21.699 0.035	26.103	17.431 0.039	25.415	1'30.648	1'30.722	3	0.074
3	50 E. LAVERTY	IRL	Aprilia RSV4 RF	21.662	26.235 0.006	17.414	25.429	1'30.740	1'30.746	4	0.006
4	66 T. SYKES	GBR	Kawasaki ZX-10RR	21.751 0.017	26.209 0.086	17.353	25.466	1'30.779	1'30.882	5	0.103
5	33 M. MELANDRI	ITA	Ducati Panigale R	21.690	26.178 0.043	17.463 0.065	25.503 0.031	1'30.834	1'30.973	6	0.139
6	60 M. VAN DER MARK	NED	Yamaha YZF R1	21.681 0.141	26.307	17.395 0.054	25.536	1'30.919	1'31.114	8	0.195
7	1 J. REA	GBR	Kawasaki ZX-10RR	21.687 0.021	26.316 0.002	17.453 0.018	25.550	1'31.006	1'31.047	7	0.041
8	12 X. FORES	ESP	Ducati Panigale R	21.756	26.484	17.377 0.081	25.526 0.071	1'31.143	1'31.295	9	0.152
9	7 C. DAVIES	GBR	Ducati Panigale R	21.820 0.113	26.317	17.594 0.002	25.675 0.002	1'31.406	1'31.523	10	0.117
10	45 J. GAGNE	USA	Honda CBR1000RR	21.807 0.083	26.513	17.472 0.050	25.692 0.072	1'31.484	1'31.689	11	0.205
11	54 T. RAZGATLIOGLU	TUR	Kawasaki ZX-10RR	21.903 0.067	26.508	17.609 0.034	25.703	1'31.723	1'31.824	12	0.101
12	76 L. BAZ	FRA	BMW S 1000 RR	21.775	26.476 0.149	17.602 0.328	25.914 0.096	1'31.767	1'32.340	15	0.573
13	81 J. TORRES	ESP	MV Agusta 1000 F4	21.914 0.156	26.582	17.617 0.040	25.702	1'31.815	1'32.011	13	0.196
14	40 R. RAMOS	ESP	Kawasaki ZX-10RR	22.041 0.048	26.615 0.061	17.683 0.008	25.755 0.033	1'32.094	1'32.244	14	0.150
15	17 T. HERFOSS	AUS	Honda CBR1000RR	22.089 0.244	26.724 0.021	17.671 0.042	25.862 0.030	1'32.346	1'32.683	19	0.337
16	36 L. MERCADO	ARG	Kawasaki ZX-10RR	22.242	26.625 0.164	17.614 0.055	25.883	1'32.364	1'32.583	17	0.219
17	68 Y. HERNANDEZ	COL	Kawasaki ZX-10RR	22.104 0.117	26.798	17.715 0.050	25.868	1'32.485	1'32.652	18	0.167
18	99 P. JACOBSEN	USA	Honda CBR1000RR	22.083	26.762	17.726	25.930	1'32.501	1'32.501	16	
19	47 W. MAXWELL	AUS	Yamaha YZF R1	22.110 0.030	26.939 0.073	17.678	25.893	1'32.620	1'32.723	20	0.103
20	25 D. FALZON	AUS	Yamaha YZF R1	22.228 0.005	27.012 0.039	17.825 0.029	25.952 0.034	1'33.017	1'33.124	21	0.107
21	37 O. JEZEK	CZE	Yamaha YZF R1	22.434 0.005	27.161	18.025 0.135	26.168	1'33.788	1'33.928	22	0.140
Overall Ideal Time				21.564	26.103	17.318	25.242	1'30.227			

23/02/2018
 These data/results cannot be reproduced, stored and/or transmitted in whole or in part by any manner of electronic, mechanical, photocopying, recording, broadcasting or otherwise now known or herein after developed without the previous express consent by the copyright owner, except for reproduction in daily press and regular printed publications on sale to the public within 60 days of the event related to those data/results and always provided that copyright symbol appears together as follows below.
 © DORNA WSBK ORGANIZATION Srl 2018

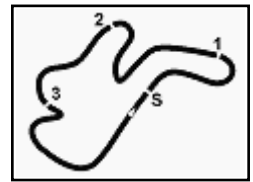
PIRELLI PERUGIA TIMING



Official Tyre Supplier



Official Timekeeper



Australian Round, 23-24-25 February 2018 World Superbike - Chronological Analysis Free Practice 2nd Session

Phillip Island 4.445 m

1 / 4

1° 32 L. SAVADORI (1'30.407)								3 21.751 26.378 17.443 25.605 1'31.177 309,5 12:30'38.754							
Lap	Seg.1	Seg.2	Seg.3	Seg.4	Lap Time	km/h	Local Time	Lap	Seg.1	Seg.2	Seg.3	Seg.4	Lap Time	km/h	Local Time
							12:25'09.881	4	21.865	26.412	17.386	25.604	1'31.267	307,7	12:32'10.021
1	26.698	27.224	17.600	25.847	1'37.369P		12:26'47.250	5	21.903	26.251	17.455	25.559	1'31.168	307,7	12:33'41.189
2	21.856	26.443	17.457	25.630	1'31.386	313,0	12:28'18.636	6	21.802	26.209	17.430	25.552	1'30.993	307,7	12:35'12.182
3	22.046	26.263	17.342	25.386	1'31.037	301,7	12:29'49.673	7	22.060	26.415	17.437	25.601	1'31.513	305,9	12:36'43.695
4	21.761	26.391	17.463	25.472	1'31.087	311,2	12:31'20.760	8	21.913	26.280	17.565	25.690	1'31.448	305,9	12:38'15.143
5	22.052	29.942	17.905	25.783	1'35.682	310,3	12:32'56.442	9	21.845	26.332	17.416	25.847	1'31.440	305,1	12:39'46.583
6	21.871	26.422	17.590	25.742	1'31.625	309,5	12:34'28.067	10	21.839	26.222	17.502	25.634	1'31.197	305,9	12:41'17.780
7	23.178	29.320	18.134	10'48.121	11'58.753P	305,9	12:46'26.820	11	21.869	26.254	17.431	25.595	1'31.149	305,1	12:42'48.929
8	29.414	27.454	18.036	26.170	1'41.074P		12:48'07.894	12	22.570	27.050	17.959	5'46.846	6'54.425P	305,1	12:49'43.354
9	22.575	27.524	17.745	25.758	1'33.602	305,9	12:49'41.496	13	32.131	27.554	24.231	26.504	1'50.420P		12:51'33.774
10	22.081	26.611	17.656	25.646	1'31.994	308,6	12:51'13.490	14	21.768	26.295	17.353	25.466	1'30.882	307,7	12:53'04.656
11	21.936	26.555	17.586	25.689	1'31.766	307,7	12:52'45.256	15	22.034	27.462	17.770	26.007	1'33.273	308,6	12:54'37.929
12	21.985	26.640	17.537	25.765	1'31.927	307,7	12:54'17.183	16	21.880	26.430	17.547	25.775	1'31.632	309,5	12:56'09.561
13	23.487	27.385	18.144	5'57.887	7'06.903P	306,8	13:01'24.006	17	26.147	32.754	17.744	29.736	1'46.381	305,9	12:57'55.942
14	35.663	31.502	25.072	29.228	2'01.465P		13:03'25.551	18	22.095	26.492	17.499	25.688	1'31.774	306,8	12:59'27.716
15	21.564	26.283	17.318	25.242	1'30.407	310,3	13:04'55.958	19	21.873	26.428	17.482	25.677	1'31.460	307,7	13:00'59.176
16	21.823	26.480	17.562	25.580	1'31.445	314,9	13:06'27.403	20	21.902	26.378	17.482	25.705	1'31.467	308,6	13:02'30.643
								21	26.731	29.430	18.093	26.136	1'40.390	303,4	13:04'11.033

2° 2 L. CAMIER (1'30.722)								5° 33 M. MELANDRI (1'30.973)							
Lap	Seg.1	Seg.2	Seg.3	Seg.4	Lap Time	km/h	Local Time	Lap	Seg.1	Seg.2	Seg.3	Seg.4	Lap Time	km/h	Local Time
							12:25'24.736	1	28.078	28.804	19.028	27.224	1'43.134P		12:27'00.836
1	29.850	27.706	17.923	29.756	1'45.235P		12:27'09.971	2	24.354	29.329	20.415	8'56.957	10'11.055P	314,0	12:37'11.891
2	21.863	26.427	17.951	28.368	1'34.609	306,8	12:28'44.580	3	29.398	28.150	18.264	26.518	1'42.330P		12:38'54.221
3	21.794	26.493	17.578	25.823	1'31.688	307,7	12:30'16.268	4	22.500	27.335	17.754	25.902	1'33.491	309,5	12:40'27.712
4	21.741	26.417	17.566	25.662	1'31.376	306,8	12:31'47.644	5	21.921	26.314	17.463	25.667	1'31.365	308,6	12:41'59.077
5	22.828	27.794	18.661	28.896	1'38.179	306,8	12:33'25.823	6	21.785	26.354	17.552	25.652	1'31.343	311,2	12:43'30.420
6	21.827	26.419	17.488	25.537	1'31.271	306,8	12:34'57.094	7	22.602	28.320	18.222	5'31.959	6'41.103P	309,5	12:50'11.523
7	22.997	28.302	18.195	11'50.707	13'00.201P	312,1	12:47'57.295	8	28.289	27.746	17.979	26.375	1'40.389P		12:51'51.912
8	30.876	31.155	18.593	26.259	1'46.883P		12:49'44.178	9	22.370	26.751	17.803	26.087	1'33.011	310,3	12:53'24.923
9	21.876	26.490	17.484	25.773	1'31.623	306,8	12:51'15.801	10	21.882	26.258	17.597	25.636	1'31.373	309,5	12:54'56.296
10	21.852	26.539	17.655	4'29.057	5'35.103P	307,7	12:56'50.904	11	22.394	27.773	17.847	3'58.748	5'06.762P	314,0	13:00'03.058
11	30.034	27.835	17.948	25.930	1'41.747P		12:58'32.651	12	29.318	29.017	18.137	26.364	1'42.836P		13:01'45.894
12	21.734	26.103	17.470	25.415	1'30.722	307,7	13:00'03.373	13	22.124	26.243	17.571	25.538	1'31.476	313,0	13:03'17.370
13	21.699	29.285	22.763	31.494	1'45.241	308,6	13:01'48.614	14	22.017	26.178	17.508	25.503	1'31.206	313,0	13:04'48.576
14	24.128	27.377	17.932	26.141	1'35.578	285,7	13:03'24.192	15	21.690	26.221	17.528	25.534	1'30.973	314,9	13:06'19.549
15	21.845	26.376	17.431	25.584	1'31.236	309,5	13:04'55.428								
16	23.075	27.119	18.839	27.727	1'36.760	310,3	13:06'32.188								

3° 50 E. LAVERTY (1'30.746)								6° 1 J. REA (1'31.047)							
Lap	Seg.1	Seg.2	Seg.3	Seg.4	Lap Time	km/h	Local Time	Lap	Seg.1	Seg.2	Seg.3	Seg.4	Lap Time	km/h	Local Time
							12:25'09.338	1	26.559	26.984	17.627	25.727	1'36.897P		12:26'46.589
1	26.622	27.594	17.573	25.953	1'37.742P		12:26'47.080	2	22.162	26.455	17.473	25.831	1'31.921	306,8	12:28'18.510
2	21.777	26.491	17.457	25.733	1'31.458	310,3	12:28'18.538	3	22.089	27.413	18.059	26.069	1'33.630	300,8	12:29'52.140
3	21.662	26.241	17.414	25.429	1'30.746	306,8	12:29'49.284	4	21.708	26.318	17.471	25.550	1'31.047	308,6	12:31'23.187
4	21.818	26.235	17.502	25.451	1'31.006	308,6	12:31'20.290	5	21.687	26.382	17.533	25.716	1'31.318	308,6	12:32'54.505
5	22.711	28.413	17.567	25.661	1'34.352	306,8	12:32'54.642	6	22.622	27.972	18.373	10'09.404	11'18.371P	307,7	12:44'12.876
6	21.939	26.690	17.964	11'44.811	12'51.404P	309,5	12:45'46.046	7	28.300	27.180	17.658	26.081	1'39.219P		12:45'52.095
7	29.771	28.129	18.608	26.199	1'42.707P		12:47'28.753	8	21.901	26.316	17.505	25.714	1'31.436	305,1	12:47'23.531
8	21.940	26.449	17.752	25.604	1'31.745	308,6	12:49'00.498	9	21.693	26.318	17.520	26.013	1'31.544	306,8	12:48'55.075
9	22.021	26.414	17.554	25.566	1'31.555	310,3	12:50'32.053	10	21.902	26.367	17.536	25.841	1'31.646	306,8	12:50'26.721
10	21.888	26.440	17.661	25.632	1'31.621	310,3	12:52'03.674	11	21.737	26.454	17.774	5'45.642	6'51.607P	306,8	12:57'18.328
11	21.996	26.492	17.626	25.537	1'31.651	309,5	12:53'35.325	12	29.554	27.736	17.988	26.197	1'41.475P		12:58'59.803
12	21.968	26.348	17.653	25.630	1'31.599	309,5	12:55'06.924	13	21.691	26.441	17.453	25.583	1'31.168	308,6	13:00'30.971
13	21.974	26.701	18.015	6'07.570	7'14.260P	308,6	13:02'21.184	14	21.720	26.329	17.523	25.633	1'31.205	309,5	13:02'02.176
14	27.926	27.696	19.812	27.224	1'42.658P		13:04'03.842	15	21.888	26.454	17.752	26.160	1'32.254	311,2	13:03'34.430
15	21.814	26.292	17.597	25.532	1'31.235	311,2	13:05'35.077	16	21.796	26.381	17.568	25.736	1'31.481	309,5	13:05'05.911

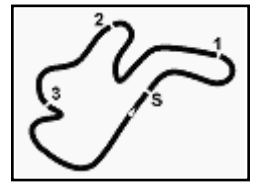
4° 66 T. SYKES (1'30.882)								7° 60 M. VAN DER MARK (1'31.114)							
Lap	Seg.1	Seg.2	Seg.3	Seg.4	Lap Time	km/h	Local Time	Lap	Seg.1	Seg.2	Seg.3	Seg.4	Lap Time	km/h	Local Time
							12:25'53.448	1	27.655	28.201	18.112	26.157	1'40.125P		12:26'51.300
1	29.878	28.428	18.137	26.409	1'42.852P		12:27'36.300	2	21.844	26.673	17.538	25.566	1'31.621	313,0	12:28'22.921
2	21.867	26.474	17.458	25.478	1'31.277	306,8	12:29'07.577								

23/02/2018 P = Pits In/Out - C = Lap Time Cancelled

These data/results cannot be reproduced, stored and/or transmitted in whole or in part by any manner of electronic, mechanical, photocopying, recording, broadcasting or otherwise now known or herein after developed without the previous express consent by the copyright owner, except for reproduction in daily press and regular printed publications on sale to the public within 60 days of the event related to those data/results and always provided that copyright symbol appears together as follows below.

© DORNA WSBK ORGANIZATION Srl 2018





Australian Round, 23-24-25 February 2018 World Superbike - Chronological Analysis Free Practice 2nd Session

Phillip Island 4.445 m

2 / 4

3	21.808	26.767	17.587	25.685	1'31.847	314,0	12:29'54.768	8	28.388	27.395	17.721	26.217	1'39.721P	12:43'21.431	
4	21.968	26.753	17.554	25.901	1'32.176	308,6	12:31'26.944	9	22.239	26.666	17.472	25.923	1'32.300	305,9	12:44'53.731
5	21.805	26.850	17.710	25.711	1'32.076	311,2	12:32'59.020	10	21.960	26.632	17.565	25.996	1'32.153	305,1	12:46'25.884
6	21.872	26.737	17.553	25.821	1'31.983	308,6	12:34'31.003	11	22.077	26.721	17.562	26.093	1'32.453	304,2	12:47'58.337
7	21.946	27.320	21.482	11'08.623	12'19.371P	306,8	12:46'50.374	12	22.067	27.390	17.814	7'17.249	8'24.520P	303,4	12:56'22.857
8	28.492	27.053	17.707	25.852	1'39.104P		12:48'29.478	13	30.009	27.593	17.976	26.211	1'41.789P		12:58'04.646
9	21.822	26.307	17.449	25.536	1'31.114	305,9	12:50'00.592	14	21.890	26.513	17.522	25.764	1'31.689	306,8	12:59'36.335
10	21.681	26.498	17.395	25.677	1'31.251	306,8	12:51'31.843	15	21.918	26.731	17.622	25.998	1'32.269	305,9	13:01'08.604
11	21.837	26.561	17.455	25.779	1'31.632	305,1	12:53'03.475	16	22.281	29.376	18.229	26.488	1'36.374	306,8	13:02'44.978
12	21.763	26.476	17.464	25.798	1'31.501	305,1	12:54'34.976	17	22.031	26.669	17.582	26.224	1'32.506	305,9	13:04'17.484
13	21.826	26.635	17.613	25.758	1'31.832	305,1	12:56'06.808	18	22.372	28.055	18.312	26.820	1'35.559	305,1	13:05'53.043
14	21.768	26.452	17.513	25.790	1'31.523	305,1	12:57'38.331								
15	23.870	28.800	18.043	3'37.683	4'48.396P	303,4	13:02'26.727								
16	27.781	29.406	17.723	25.839	1'40.749P		13:04'07.476								
17	21.713	26.488	17.581	25.779	1'31.561	307,7	13:05'39.037								

11° 54 T. RAZGATLIOGLU (1'31.824)

Lap	Seg.1	Seg.2	Seg.3	Seg.4	Lap Time	km/h	Local Time
1	27.437	29.282	18.650	26.272	1'41.641P		12:25'17.442
2	22.044	27.439	18.064	26.353	1'33.900	307,7	12:28'32.983
3	22.234	26.987	17.882	26.010	1'33.113	308,6	12:30'06.096
4	22.108	26.772	17.658	25.982	1'32.520	309,5	12:31'38.616
5	28.355	27.674	18.187	26.743	1'40.959	305,9	12:33'19.575
6	22.348	26.971	17.771	26.181	1'33.271	301,7	12:34'52.846
7	22.602	33.317	18.336	10'32.092	11'46.347P	304,2	12:46'39.193
8	27.657	27.277	17.846	26.137	1'38.917P		12:48'18.110
9	22.016	26.710	17.752	25.924	1'32.402	300,0	12:49'50.512
10	22.141	26.669	17.774	25.956	1'32.540	302,5	12:51'23.052
11	24.246	30.290	19.277	7'43.886	8'57.699P	300,8	13:00'20.751
12	27.619	29.428	19.032	26.114	1'42.193P		13:02'02.944
13	21.970	26.508	17.643	25.703	1'31.824	305,1	13:03'34.768
14	21.903	26.580	17.609	25.815	1'31.907	308,6	13:05'06.675

12° 81 J. TORRES (1'32.011)

Lap	Seg.1	Seg.2	Seg.3	Seg.4	Lap Time	km/h	Local Time
1	27.723	28.098	17.803	25.880	1'39.504P		12:25'10.495
2	22.172	26.770	17.653	25.810	1'32.405	308,6	12:28'22.404
3	21.914	26.686	17.720	25.799	1'32.119	304,2	12:29'54.523
4	22.070	26.582	17.657	25.702	1'32.011	305,9	12:31'26.534
5	22.056	26.831	17.709	25.924	1'32.520	303,4	12:32'59.054
6	22.032	26.804	17.617	25.710	1'32.163	303,4	12:34'31.217
7	22.074	26.769	18.005	10'42.315	11'49.163P	306,8	12:46'20.380
8	31.052	27.534	18.072	26.318	1'42.976P		12:48'03.356
9	22.324	26.799	18.056	6'56.484	8'03.663P	298,3	12:56'07.019
10	31.479	28.138	18.298	26.119	1'44.034P		12:57'51.053
11	22.320	26.601	17.887	25.819	1'32.627	294,3	12:59'23.680
12	22.263	26.787	17.812	25.774	1'32.636	295,1	13:00'56.316
13	22.081	26.591	17.793	25.867	1'32.332	296,7	13:02'28.648
14	22.167	26.720	17.708	25.870	1'32.465	296,7	13:04'01.113

13° 40 R. RAMOS (1'32.244)

Lap	Seg.1	Seg.2	Seg.3	Seg.4	Lap Time	km/h	Local Time
1	34.981	30.064	18.027	26.276	1'49.348P		12:28'29.834
2	22.207	26.890	19.007	29.049	1'37.153	305,1	12:30'06.987
3	22.204	26.823	17.735	25.755	1'32.517	305,9	12:31'39.504
4	22.041	26.765	17.699	25.975	1'32.480	305,1	12:33'11.984
5	25.059	30.641	19.277	26.097	1'41.074	304,2	12:34'53.058
6	22.272	26.735	17.692	25.939	1'32.638	305,9	12:36'25.696
7	22.353	27.055	17.930	7'42.232	8'49.570P	303,4	12:45'15.266
8	28.103	27.298	18.078	26.349	1'39.828P		12:46'55.094
9	22.162	26.924	17.843	26.240	1'33.169	300,0	12:48'28.263
10	23.482	26.908	18.186	5'54.033	7'02.609P	301,7	12:55'30.872
11	29.051	28.637	17.913	26.551	1'42.152P		12:57'13.024
12	22.214	26.615	17.767	25.819	1'32.415	300,0	12:58'45.439
13	22.111	26.738	17.767	25.962	1'32.578	300,8	13:00'18.017

8° 12 X. FORES (1'31.295)

Lap	Seg.1	Seg.2	Seg.3	Seg.4	Lap Time	km/h	Local Time
1	29.601	27.384	17.806	26.049	1'40.840P		12:25'42.847
2	22.193	26.604	17.591	25.760	1'32.148	307,7	12:28'55.835
3	21.913	26.913	17.507	25.870	1'32.203	307,7	12:30'28.038
4	21.855	26.639	17.435	25.759	1'31.688	310,3	12:31'59.726
5	22.768	33.152	21.138	14'36.961	15'54.019P	307,7	12:47'53.745
6	29.718	26.999	17.604	25.986	1'40.307P		12:49'34.052
7	21.930	26.648	17.527	25.763	1'31.868	308,6	12:51'05.920
8	21.872	27.592	21.163	6'07.211	7'17.838P	307,7	12:58'23.758
9	35.756	27.870	17.682	25.679	1'46.987P		13:00'10.745
10	21.834	26.571	17.377	25.526	1'31.308	309,5	13:01'42.053
11	21.756	26.484	17.458	25.597	1'31.295	313,0	13:03'13.348
12	21.823	26.589	17.377	25.636	1'31.425	309,5	13:04'44.773
13	21.761	26.581	17.486	25.675	1'31.503	311,2	13:06'16.276

9° 7 C. DAVIES (1'31.523)

Lap	Seg.1	Seg.2	Seg.3	Seg.4	Lap Time	km/h	Local Time
1	29.544	28.750	18.465	26.230	1'42.989P		12:25'47.409
2	24.033	26.679	17.752	26.016	1'34.480	307,7	12:27'30.398
3	22.110	27.460	21.650	26.020	1'37.240	305,9	12:30'42.118
4	21.997	26.420	17.732	25.862	1'32.011	309,5	12:32'14.129
5	21.902	28.909	19.709	8'11.340	9'21.860P	307,7	12:41'35.989
6	27.271	27.308	18.017	26.357	1'38.953P		12:43'14.942
7	21.933	26.317	17.596	25.677	1'31.523	304,2	12:44'46.465
8	21.926	26.381	17.698	26.037	1'32.042	305,1	12:46'18.507
9	21.960	26.473	17.740	26.019	1'32.192	305,1	12:47'50.699
10	22.695	27.391	18.003	6'23.612	7'31.701P	305,9	12:55'22.400
11	27.862	27.754	18.056	28.123	1'41.795P		12:57'04.195
12	21.994	26.485	17.665	25.773	1'31.917	305,9	12:58'36.112
13	21.820	26.476	17.769	25.831	1'31.896	309,5	13:00'08.008
14	21.845	26.782	17.757	25.842	1'32.226	307,7	13:01'40.234
15	25.704	30.816	21.793	29.171	1'47.484	307,7	13:03'27.718
16	21.949	26.472	17.624	25.675	1'31.720	308,6	13:04'59.438
17	21.862	26.372	17.594	25.971	1'31.799	312,1	13:06'31.237

10° 45 J. GAGNE (1'31.689)

Lap	Seg.1	Seg.2	Seg.3	Seg.4	Lap Time	km/h	Local Time
1	28.023	28.014	17.765	25.875	1'39.677P		12:25'10.613
2	22.046	26.911	17.568	25.692	1'32.217	309,5	12:26'50.290
3	22.034	26.716	17.628	25.711	1'32.089	292,7	12:29'54.596
4	22.295	26.776	17.557	25.935	1'32.563	299,2	12:31'27.159
5	21.807	26.858	17.640	25.798	1'32.103	310,3	12:32'59.262
6	21.989	26.814	17.573	25.754	1'32.130	300,0	12:34'31.392
7	23.295	27.256	17.817	6'01.950	7'10.318P	300,0	12:41'41.710

23/02/2018

P = Pits In/Out - C = Lap Time Cancelled

These data/results cannot be reproduced, stored and/or transmitted in whole or in part by any manner of electronic, mechanical, photocopying, recording, broadcasting or otherwise now known or herein after developed without the previous express consent by the copyright owner, except for reproduction in daily press and regular printed publications on sale to the public within 60 days of the event related to those data/results and always provided that copyright symbol appears together as follows below.

© DORNA WSBK ORGANIZATION Srl 2018

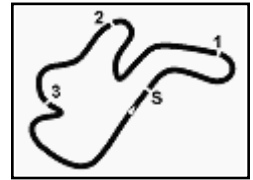
FIKR PERUGIA TIMING



Official Tyre Supplier



Official Timekeeper



Australian Round, 23-24-25 February 2018 World Superbike - Chronological Analysis Free Practice 2nd Session

Phillip Island 4.445 m

3 / 4

14° 76 L. BAZ (1'32.340)							
Lap	Seg.1	Seg.2	Seg.3	Seg.4	Lap Time	km/h	Local Time
							12:25'10.846
1	27.470	27.686	17.745	25.914	1'38.815P		12:26'49.661
2	21.845	26.476	17.602	32.476	1'38.399	306,8	12:28'28.060
3	21.775	26.625	17.930	26.010	1'32.340	305,1	12:30'00.400

15° 99 P. JACOBSEN (1'32.501)							
Lap	Seg.1	Seg.2	Seg.3	Seg.4	Lap Time	km/h	Local Time
							12:25'15.710
1	28.965	28.330	18.506	26.849	1'42.650P		12:26'58.360
2	22.550	27.118	18.125	26.435	1'34.228	300,0	12:28'32.588
3	22.378	26.876	17.905	26.298	1'33.457	305,1	12:30'06.045
4	22.352	27.098	17.809	26.142	1'33.401	305,9	12:31'39.446
5	22.428	27.273	18.323	26.327	1'34.351	305,9	12:33'13.797
6	22.456	27.397	17.989	26.441	1'34.283	303,4	12:34'48.080
7	22.481	26.949	17.900	26.268	1'33.598	298,3	12:36'21.678
8	27.260	28.479	18.315	15'53.097	17'07.151P	300,8	12:53'28.829
9	30.710	27.816	18.282	26.597	1'43.405P		12:55'12.234
10	22.083	26.762	17.726	25.930	1'32.501	300,8	12:56'44.735
11	22.276	26.871	17.843	26.585	1'33.575	299,2	12:58'18.310
12	22.613	27.583	18.151	26.136	1'34.483	295,9	12:59'52.793
13	22.232	27.011	17.843	26.218	1'33.304	299,2	13:01'26.097
14	26.836	27.929	18.293	26.627	1'39.685	299,2	13:03'05.782
15	22.453	27.064	17.860	26.196	1'33.573	300,0	13:04'39.355
16	22.280	27.929	18.520	26.537	1'35.266	305,1	13:06'14.621

16° 36 L. MERCADO (1'32.583)							
Lap	Seg.1	Seg.2	Seg.3	Seg.4	Lap Time	km/h	Local Time
							12:25'26.089
1	29.538	27.751	17.779	27.046	1'42.114P		12:27'08.203
2	22.925	26.882	17.941	29.310	1'37.058	304,2	12:28'45.261
3	22.501	26.673	17.725	26.004	1'32.903	307,7	12:30'18.164
4	22.335	26.625	18.038	25.937	1'32.935	305,9	12:31'51.099
5	22.324	26.867	17.614	25.945	1'32.750	305,1	12:33'23.849
6	22.402	26.756	17.728	26.062	1'32.948	305,1	12:34'56.797
7	23.481	27.505	17.803	11'49.715	12'58.504P	304,2	12:47'55.301
8	29.270	27.170	17.822	26.063	1'40.325P		12:49'35.626
9	22.594	29.058	20.982	26.240	1'38.874	305,9	12:51'14.500
10	22.331	27.042	17.751	26.037	1'33.161	304,2	12:52'47.661
11	22.396	26.929	17.729	26.054	1'33.108	303,4	12:54'20.769
12	22.474	27.082	17.893	4'25.971	5'33.420P	304,2	12:59'54.189
13	34.232	33.420	18.123	26.341	1'52.116P		13:01'46.305
14	22.242	26.789	17.669	25.883	1'32.583	305,1	13:03'18.888
15	22.379	26.800	17.672	25.978	1'32.829	305,1	13:04'51.717
16	22.369	26.903	17.767	25.948	1'32.987	301,7	13:06'24.704

17° 68 Y. HERNANDEZ (1'32.652)							
Lap	Seg.1	Seg.2	Seg.3	Seg.4	Lap Time	km/h	Local Time
							12:25'11.835
1	28.452	29.089	18.613	26.431	1'42.585P		12:26'54.420
2	22.537	27.227	18.318	26.317	1'34.399	303,4	12:28'28.819
3	22.201	27.627	18.118	27.306	1'35.252	305,1	12:30'04.071
4	22.273	27.042	17.804	25.879	1'32.998	304,2	12:31'37.069
5	22.104	26.927	17.715	26.183	1'32.929	305,9	12:33'09.998
6	25.820	30.302	17.929	25.904	1'39.955	301,7	12:34'49.953
7	22.380	26.827	17.799	25.898	1'32.904	301,7	12:36'22.857
8	22.491	27.510	18.081	11'38.116	12'46.198P	303,4	12:49'09.055
9	29.974	34.233	23.224	30.053	1'57.484P		12:51'06.539
10	22.146	26.880	17.871	25.883	1'32.780	303,4	12:52'39.319

11	22.263	29.061	18.029	28.989	1'38.342	297,5	12:54'17.661
12	22.170	26.827	17.788	25.881	1'32.666	302,5	12:55'50.327
13	26.741	28.195	18.216	35.921	1'49.073	300,0	12:57'39.400
14	22.422	28.867	18.293	39.588	1'49.170	300,8	12:59'28.570
15	22.221	26.798	17.765	25.868	1'32.652	303,4	13:01'01.222
16	22.140	27.004	17.841	25.952	1'32.937	303,4	13:02'34.159
17	22.243	27.063	17.884	26.099	1'33.289	300,0	13:04'07.448
18	25.288	37.536	18.848	26.673	1'48.345	300,8	13:05'55.793

18° 17 T. HERFOSS (1'32.683)							
Lap	Seg.1	Seg.2	Seg.3	Seg.4	Lap Time	km/h	Local Time
							12:25'30.696
1	27.280	28.127	18.398	26.507	1'40.312P		12:27'11.008
2	22.166	26.991	17.671	28.344	1'35.172	298,3	12:28'46.180
3	22.333	26.745	17.713	25.892	1'32.683	297,5	12:30'18.863
4	22.089	28.445	22.472	28.160	1'41.166	299,2	12:32'00.029
5	22.278	30.712	20.821	27.781	1'41.592	296,7	12:33'41.621
6	22.269	30.622	19.888	12'47.196	13'59.975P	296,7	12:47'41.596
7	28.510	30.957	22.817	32.029	1'54.313P		12:49'35.909
8	28.451	33.684	20.042	27.669	1'49.846	300,0	12:51'25.755
9	22.156	26.724	17.839	26.112	1'32.831	295,1	12:52'58.586
10	24.429	31.339	17.833	25.862	1'39.463	290,3	12:54'38.049
11	22.156	26.852	17.762	25.988	1'32.758	299,2	12:56'10.807

19° 47 W. MAXWELL (1'32.723)							
Lap	Seg.1	Seg.2	Seg.3	Seg.4	Lap Time	km/h	Local Time
							12:26'48.937
1	32.983	32.454	20.891	29.187	1'55.515P		12:28'44.452
2	22.404	39.085	18.239	26.554	1'46.282	289,5	12:30'30.734
3	22.316	27.413	17.853	26.114	1'33.696	294,3	12:32'04.430
4	22.202	26.997	17.770	26.114	1'33.083	293,5	12:33'37.513
5	23.456	29.195	18.172	10'54.061	12'04.884P	291,9	12:45'42.397
6	27.757	27.328	17.972	26.268	1'39.325P		12:47'21.722
7	22.349	27.074	17.849	26.282	1'33.554	290,3	12:48'55.276
8	22.273	27.105	17.866	26.180	1'33.424	295,1	12:50'28.700
9	23.515	29.475	18.156	3'31.838	4'42.984P	293,5	12:55'11.684
10	28.902	27.534	17.929	26.251	1'40.616P		12:56'52.300
11	22.140	27.012	17.678	25.893	1'32.723	291,9	12:58'25.023
12	22.110	26.939	17.862	26.014	1'32.925	293,5	12:59'57.948
13	22.769	27.270	18.023	1'47.542	2'55.604P	295,1	13:02'53.552
14	27.181	27.396	17.925	26.197	1'38.699P		13:04'32.251
15	22.117	26.973	17.801	26.198	1'33.089	293,5	13:06'05.340

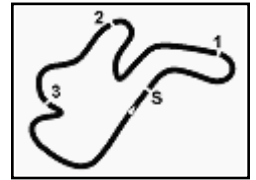
20° 25 D. FALZON (1'33.124)							
Lap	Seg.1	Seg.2	Seg.3	Seg.4	Lap Time	km/h	Local Time
							12:25'14.552
1	27.346	28.628	18.373	25.952	1'40.299P		12:26'54.851
2	22.386	27.332	18.182	26.199	1'34.099	300,0	12:28'28.950
3	22.448	27.094	17.973	26.049	1'33.564	303,4	12:30'02.514
4	22.233	27.051	17.854	25.986	1'33.124	295,1	12:31'35.638
5	22.411	31.473	18.264	26.229	1'38.377	298,3	12:33'14.015
6	22.370	27.545	18.005	26.254	1'34.174	297,5	12:34'48.189
7	22.491	27.101	17.898	26.140	1'33.630	300,0	12:36'21.819
8	24.083	27.471	18.129	26.452	1'36.135	295,9	12:37'57.954
9	22.541	27.333	18.082	26.307	1'34.263	285,0	12:39'32.217
10	24.657	28.603	18.544	14'53.274	16'05.078P	286,5	12:55'37.295
11	29.546	29.084	18.647	26.364	1'43.641P		12:57'20.936
12	22.442	27.058	17.825	26.017	1'33.342	288,8	12:58'54.278
13	22.269	27.012	17.981	26.093	1'33.355	289,5	13:00'27.633
14	22.228	27.061	17.961	26.124	1'33.374	290,3	13:02'01.007
15	25.343	29.338	18.637	26.426	1'39.744	290,3	13:03'40.751
16	22.342	27.093	18.186	26.265	1'33.886	291,1	13:05'14.637

23/02/2018

P = Pits In/Out - C = Lap Time Cancelled

These data/results cannot be reproduced, stored and/or transmitted in whole or in part by any manner of electronic, mechanical, photocopying, recording, broadcasting or otherwise now known or herein after developed without the previous express consent by the copyright owner, except for reproduction in daily press and regular printed publications on sale to the public within 60 days of the event related to those data/results and always provided that copyright symbol appears together as follows below.

© DORNA WSBK ORGANIZATION Srl 2018



Phillip Island 4.445 m

4 / 4

Australian Round, 23-24-25 February 2018 World Superbike - Chronological Analysis Free Practice 2nd Session

21° 37 O. JEZEK (1'33.928)							
Lap	Seg.1	Seg.2	Seg.3	Seg.4	Lap Time	km/h	Local Time
							12:25'10.078
1	28.070	28.766	18.054	26.322	1'41.212P		12:26'51.290
2	22.775	27.444	18.162	26.504	1'34.885	300,8	12:28'26.175
3	22.730	27.379	18.025	26.322	1'34.456	296,7	12:30'00.631
4	22.434	27.671	18.159	26.418	1'34.682	299,2	12:31'35.313
5	22.637	27.424	18.228	11'41.437	12'49.726P	294,3	12:44'25.039
6	38.453	28.665	18.760	28.110	1'53.988P		12:46'19.027
7	22.459	27.300	18.103	26.470	1'34.332	295,9	12:47'53.359
8	23.254	28.981	20.544	5'55.765	7'08.544P	294,3	12:55'01.903
9	31.027	28.885	18.250	26.395	1'44.557P		12:56'46.460
10	22.566	27.210	18.060	26.358	1'34.194	295,1	12:58'20.654
11	22.439	27.161	18.160	26.168	1'33.928	296,7	12:59'54.582
12	22.526	27.338	18.198	26.290	1'34.352	296,7	13:01'28.934
13	22.616	27.299	18.261	26.404	1'34.580	296,7	13:03'03.514
14	22.698	27.348	18.241	26.386	1'34.673	293,5	13:04'38.187
15	22.806	27.303	18.276	26.353	1'34.738	289,5	13:06'12.925

22° 22 A. LOWES							
Lap	Seg.1	Seg.2	Seg.3	Seg.4	Lap Time	km/h	Local Time
							12:25'10.234
1	27.190	27.814	17.585	25.676	1'38.265P		12:26'48.499

23/02/2018

P = Pits In/Out - C = Lap Time Cancelled

These data/results cannot be reproduced, stored and/or transmitted in whole or in part by any manner of electronic, mechanical, photocopying, recording, broadcasting or otherwise now known or herein after developed without the previous express consent by the copyright owner, except for reproduction in daily press and regular printed publications on sale to the public within 60 days of the event related to those data/results and always provided that copyright symbol appears together as follows below.

© DORNA WSBK ORGANIZATION Srl 2018

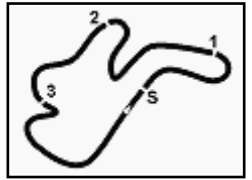
FKR PERUGIA TIMING



Official Tyre Supplier



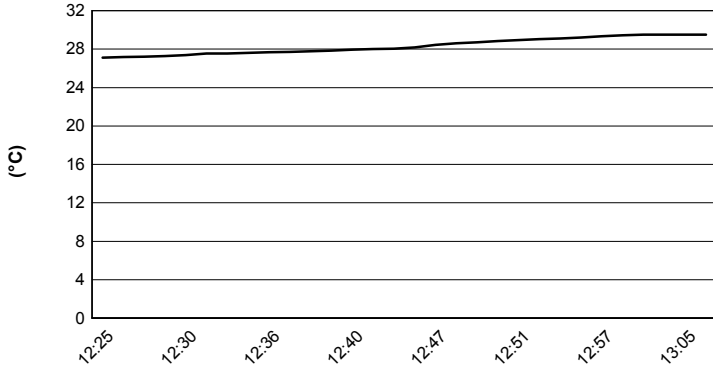
Official Timekeeper



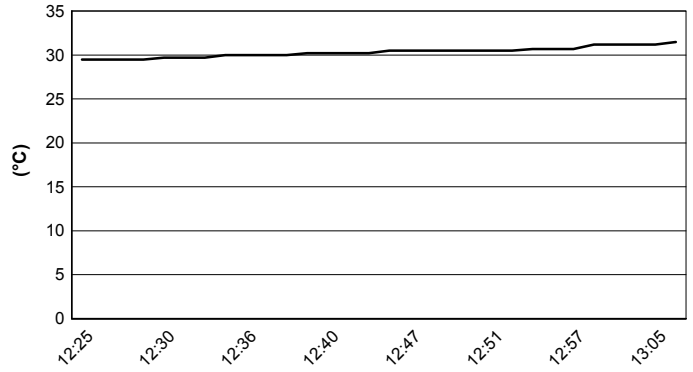
Phillip Island 4.445 m

Australian Round, 23-24-25 February 2018
World Superbike - Weather Report Free Practice 2nd Session
 Session started 12:25 - Session ended 13:07

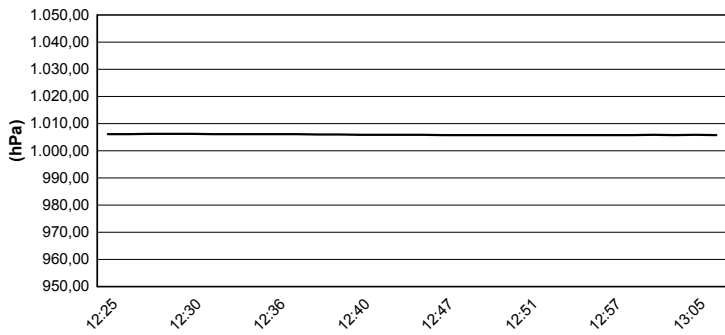
Air Temperature



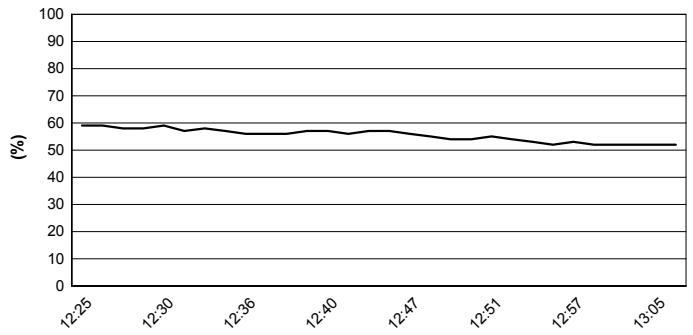
Track Temperature



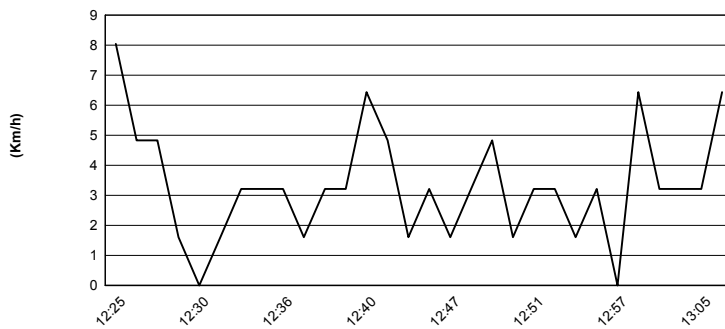
Air Pressure



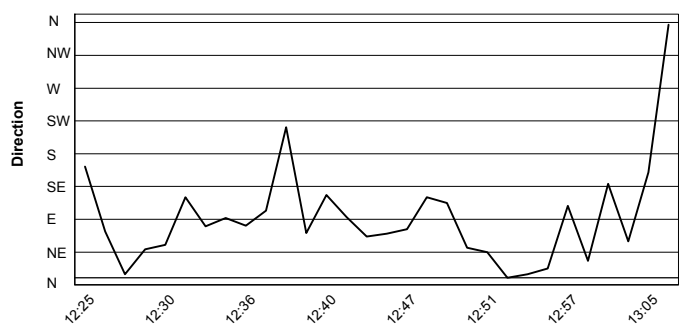
Humidity



Wind Speed



Wind Direction



23/02/2018

These data/results cannot be reproduced, stored and/or transmitted in whole or in part by any manner of electronic, mechanical, photocopying, recording, broadcasting or otherwise now known or herein after developed without the previous express consent by the copyright owner, except for reproduction in daily press and regular printed publications on sale to the public within 60 days of the event related to those data/results and always provided that copyright symbol appears together as follows below.

© DORNA WSBK ORGANIZATION Srl 2018