

Australian Round, 23-24-25 February 2018

World Superbike - Results Free Practice 4th Session

Phillip Island 4.445 m

1 / 2

No.	Rider	Nat	Team	Bike	Class	Time	Gap	Rel.	Laps	Speed	
										Avg	Max
1	12 X. FORES	ESP	Barni Racing Team	Ducati Panigale R	IND	1'31.050			8	175,750	315,8
2	1 J. REA	GBR	Kawasaki Racing Team WorldSBK	Kawasaki ZX-10RR		1'31.194	0.144	0.144	12	175,472	318,6
3	66 T. SYKES	GBR	Kawasaki Racing Team WorldSBK	Kawasaki ZX-10RR		1'31.245	0.195	0.051	12	175,374	310,3
4	22 A. LOWES	GBR	Pata Yamaha Official WorldSBK Team	Yamaha YZF R1		1'31.305	0.255	0.060	13	175,259	314,9
5	33 M. MELANDRI	ITA	Aruba.it Racing - Ducati	Ducati Panigale R		1'31.307	0.257	0.002	12	175,255	314,9
6	50 E. LAVERTY	IRL	Milwaukee Aprilia	Aprilia RSV4 RF		1'31.346	0.296	0.039	11	175,180	314,0
7	32 L. SAVADORI	ITA	Milwaukee Aprilia	Aprilia RSV4 RF		1'31.473	0.423	0.127	12	174,937	313,0
8	7 C. DAVIES	GBR	Aruba.it Racing - Ducati	Ducati Panigale R		1'31.490	0.440	0.017	13	174,904	313,0
9	2 L. CAMIER	GBR	Red Bull Honda World Superbike Team	Honda CBR1000RR		1'31.646	0.596	0.156	11	174,607	313,0
10	60 M. VAN DER MARK	NED	Pata Yamaha Official WorldSBK Team	Yamaha YZF R1		1'31.695	0.645	0.049	13	174,513	314,0
11	54 T. RAZGATLIOGLU	TUR	Kawasaki Puccetti Racing	Kawasaki ZX-10RR	IND	1'32.091	1.041	0.396	11	173,763	311,2
12	40 R. RAMOS	ESP	Team GoEleven Kawasaki	Kawasaki ZX-10RR	IND	1'32.105	1.055	0.014	13	173,736	309,5
13	45 J. GAGNE	USA	Red Bull Honda World Superbike Team	Honda CBR1000RR		1'32.113	1.063	0.008	12	173,721	310,3
14	81 J. TORRES	ESP	MV Agusta Reparto Corse	MV Agusta 1000 F4		1'32.239	1.189	0.126	13	173,484	305,9
15	68 Y. HERNANDEZ	COL	Team Pedercini Racing	Kawasaki ZX-10RR	IND	1'32.362	1.312	0.123	11	173,253	305,9
16	76 L. BAZ	FRA	GULF ALTHEA BMW Racing Team	BMW S 1000 RR		1'32.672	1.622	0.310	6	172,674	309,5
17	36 L. MERCADO	ARG	Orelac Racing VerdNatura	Kawasaki ZX-10RR	IND	1'32.676	1.626	0.004	6	172,666	311,2
18	47 W. MAXWELL	AUS	Yamaha Racing Team	Yamaha YZF R1	IND	1'32.798	1.748	0.122	9	172,439	299,2
19	99 P. JACOBSEN	USA	TripleM Honda World Superbike Team	Honda CBR1000RR	IND	1'33.530	2.480	0.732	2	171,089	306,8
20	37 O. JEZEK	CZE	Guandalini Racing	Yamaha YZF R1	IND	1'33.541	2.491	0.011	10	171,069	302,5
21	25 D. FALZON	AUS	Yamaha Racing Team	Yamaha YZF R1	IND	1'33.623	2.573	0.082	10	170,920	300,0
22	17 T. HERFOSS	AUS	Penrite Honda	Honda CBR1000RR	IND	1'33.873	2.823	0.250	9	170,464	300,0

AIR	Humidity:	55%	Temp:	27°C
TRACK	Condition:	Dry	Temp:	26°C

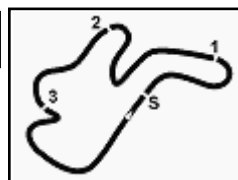
Records	Pole (SP2)	2017	J.Rea	1'29.573	178,650	Km/h
	Race (RC1)	2014	C.Davies	1'30.949	175,940	Km/h
	Circuit (SP2)	2017	J.Rea	1'29.573	178,650	Km/h

24/02/2018 Start End
09:40 10:04

The results are provisional until the end of the time limit for protests and appeals and the completion of the technical checks.

These data/results cannot be reproduced, stored and/or transmitted in whole or in part by any manner of electronic, mechanical, photocopying, recording, broadcasting or otherwise now known or herein after developed without the previous express consent by the copyright owner, except for reproduction in daily press and regular printed publications on sale to the public within 60 days of the event related to those data/results and always provided that copyright symbol appears together as follows below.

© DORNA WSBK ORGANIZATION Srl 2018



Australian Round, 23-24-25 February 2018

World Superbike - Results Free Practice 4th Session

Session Highlights

Local Time	No. Rider	Description
09.40.00		Start
09.40.05		WorldSBK Pit Intervention Time: 1min 3secs
09.45.33		RED FLAG
09.46.50	99 P. JACOBSEN	Crashed
09.47.06	99 P. JACOBSEN	Medical Centre
09.48.00		Session Restart
09.53.24	17 T. HERFOSS	On the Gravel - Re-Joined - Turn 4
10.01.27	40 R. RAMOS	On the Gravel - Turn 1
10.01.49	40 R. RAMOS	Re-joined
10.04.28		End Of Session

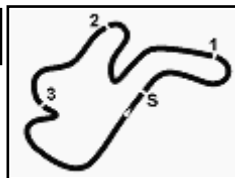
Fastest Laps Sequence

No.	Rider	Nat	Team	Bike	Local Time	Time	Gap	Avg
60	M. VAN DER MARK	NED	Pata Yamaha Official WorldSBK Team	Yamaha YZF R1	09:43'23.670	1'31.909		174,107
50	E. LAVERTY	IRL	Milwaukee Aprilia	Aprilia RSV4 RF	09:43'30.583	1'31.905	-0.004	174,115
60	M. VAN DER MARK	NED	Pata Yamaha Official WorldSBK Team	Yamaha YZF R1	09:44'55.365	1'31.695	-0.210	174,513
50	E. LAVERTY	IRL	Milwaukee Aprilia	Aprilia RSV4 RF	09:45'01.967	1'31.384	-0.311	175,107
1	J. REA	GBR	Kawasaki Racing Team WorldSBK	Kawasaki ZX-10RR	09:52'00.667	1'31.242	-0.142	175,380
12	X. FORES	ESP	Barni Racing Team	Ducati Panigale R	09:56'14.699	1'31.050	-0.192	175,750

Start 09:40 End 10:04 The results are provisional until the end of the time limit for protests and appeals and the completion of the technical checks.

These data/results cannot be reproduced, stored and/or transmitted in whole or in part by any manner of electronic, mechanical, photocopying, recording, broadcasting or otherwise now known or herein after developed without the previous express consent by the copyright owner, except for reproduction in daily press and regular printed publications on sale to the public within 60 days of the event related to those data/results and always provided that copyright symbol appears together as follows below.

© DORNA WSBK ORGANIZATION Srl 2018



Australian Round, 23-24-25 February 2018

World Superbike - Best Sector & Speed Free Practice 4th Session

BEST LAP			
1	12 X. FORES	Ducati Panigale R	1'31.050
2	1 J. REA	Kawasaki ZX-10RR	1'31.194
3	66 T. SYKES	Kawasaki ZX-10RR	1'31.245
4	22 A. LOWES	Yamaha YZF R1	1'31.305
5	33 M. MELANDRI	Ducati Panigale R	1'31.307
6	50 E. LAVERTY	Aprilia RSV4 RF	1'31.346
7	32 L. SAVADORI	Aprilia RSV4 RF	1'31.473
8	7 C. DAVIES	Ducati Panigale R	1'31.490
9	2 L. CAMIER	Honda CBR1000RR	1'31.646
10	60 M. VAN DER MARK	Yamaha YZF R1	1'31.695
11	54 T. RAZGATLIOGLU	Kawasaki ZX-10RR	1'32.091
12	40 R. RAMOS	Kawasaki ZX-10RR	1'32.105
13	45 J. GAGNE	Honda CBR1000RR	1'32.113
14	81 J. TORRES	MV Agusta 1000 F4	1'32.239
15	68 Y. HERNANDEZ	Kawasaki ZX-10RR	1'32.362
16	76 L. BAZ	BMW S 1000 RR	1'32.672
17	36 L. MERCADO	Kawasaki ZX-10RR	1'32.676
18	47 W. MAXWELL	Yamaha YZF R1	1'32.798
19	99 P. JACOBSEN	Honda CBR1000RR	1'33.530
20	37 O. JEZEK	Yamaha YZF R1	1'33.541
21	25 D. FALZON	Yamaha YZF R1	1'33.623
22	17 T. HERFOSS	Honda CBR1000RR	1'33.873

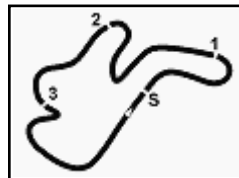
SPEED			
1	1 J. REA	Kawasaki ZX-10RR	318,6
2	12 X. FORES	Ducati Panigale R	315,8
3	22 A. LOWES	Yamaha YZF R1	314,9
4	33 M. MELANDRI	Ducati Panigale R	314,9
5	50 E. LAVERTY	Aprilia RSV4 RF	314,0
6	60 M. VAN DER MARK	Yamaha YZF R1	314,0
7	32 L. SAVADORI	Aprilia RSV4 RF	313,0
8	7 C. DAVIES	Ducati Panigale R	313,0
9	2 L. CAMIER	Honda CBR1000RR	313,0
10	36 L. MERCADO	Kawasaki ZX-10RR	311,2
11	54 T. RAZGATLIOGLU	Kawasaki ZX-10RR	311,2
12	66 T. SYKES	Kawasaki ZX-10RR	310,3
13	45 J. GAGNE	Honda CBR1000RR	310,3
14	40 R. RAMOS	Kawasaki ZX-10RR	309,5
15	76 L. BAZ	BMW S 1000 RR	309,5
16	99 P. JACOBSEN	Honda CBR1000RR	306,8
17	81 J. TORRES	MV Agusta 1000 F4	305,9
18	68 Y. HERNANDEZ	Kawasaki ZX-10RR	305,9
19	37 O. JEZEK	Yamaha YZF R1	302,5
20	17 T. HERFOSS	Honda CBR1000RR	300,0
21	25 D. FALZON	Yamaha YZF R1	300,0
22	47 W. MAXWELL	Yamaha YZF R1	299,2

SEG. 1			SEG. 2			SEG. 3			SEG. 4		
1	1 J. REA	21.711	1	66 T. SYKES	26.397	1	12 X. FORES	17.361	1	50 E. LAVERTY	25.279
2	22 A. LOWES	21.715	2	1 J. REA	26.413	2	1 J. REA	17.383	2	12 X. FORES	25.309
3	12 X. FORES	21.719	3	7 C. DAVIES	26.415	3	66 T. SYKES	17.424	3	33 M. MELANDRI	25.379
4	50 E. LAVERTY	21.749	4	33 M. MELANDRI	26.457	4	32 L. SAVADORI	17.480	4	32 L. SAVADORI	25.449
5	32 L. SAVADORI	21.755	5	50 E. LAVERTY	26.470	5	22 A. LOWES	17.521	5	22 A. LOWES	25.461
6	66 T. SYKES	21.756	6	22 A. LOWES	26.474	6	45 J. GAGNE	17.523	6	66 T. SYKES	25.489
7	7 C. DAVIES	21.785	7	32 L. SAVADORI	26.494	7	33 M. MELANDRI	17.524	7	1 J. REA	25.497
8	60 M. VAN DER MARK	21.786	8	2 L. CAMIER	26.508	8	50 E. LAVERTY	17.556	8	68 Y. HERNANDEZ	25.508
9	76 L. BAZ	21.842	9	12 X. FORES	26.605	9	68 Y. HERNANDEZ	17.577	9	60 M. VAN DER MARK	25.527
10	2 L. CAMIER	21.880	10	60 M. VAN DER MARK	26.639	10	2 L. CAMIER	17.595	10	7 C. DAVIES	25.596
11	33 M. MELANDRI	21.900	11	54 T. RAZGATLIOGLU	26.680	11	60 M. VAN DER MARK	17.598	11	40 R. RAMOS	25.603
12	45 J. GAGNE	21.922	12	40 R. RAMOS	26.695	12	7 C. DAVIES	17.607	12	2 L. CAMIER	25.624
13	54 T. RAZGATLIOGLU	21.933	13	81 J. TORRES	26.704	13	54 T. RAZGATLIOGLU	17.628	13	81 J. TORRES	25.627
14	40 R. RAMOS	21.973	14	36 L. MERCADO	26.804	14	81 J. TORRES	17.633	14	54 T. RAZGATLIOGLU	25.685
15	81 J. TORRES	22.016	15	45 J. GAGNE	26.862	15	36 L. MERCADO	17.665	15	45 J. GAGNE	25.727
16	68 Y. HERNANDEZ	22.046	16	68 Y. HERNANDEZ	26.865	16	40 R. RAMOS	17.762	16	36 L. MERCADO	25.765
17	47 W. MAXWELL	22.107	17	76 L. BAZ	26.970	17	47 W. MAXWELL	17.792	17	47 W. MAXWELL	25.833
18	36 L. MERCADO	22.264	18	47 W. MAXWELL	26.993	18	76 L. BAZ	17.876	18	25 D. FALZON	25.955
19	99 P. JACOBSEN	22.274	19	99 P. JACOBSEN	27.078	19	17 T. HERFOSS	17.907	19	37 O. JEZEK	25.980
20	37 O. JEZEK	22.323	20	37 O. JEZEK	27.165	20	99 P. JACOBSEN	17.926	20	76 L. BAZ	25.984
21	25 D. FALZON	22.407	21	17 T. HERFOSS	27.168	21	37 O. JEZEK	17.961	21	17 T. HERFOSS	26.000
22	17 T. HERFOSS	22.464	22	25 D. FALZON	27.184	22	25 D. FALZON	17.984	22	99 P. JACOBSEN	26.083

24/02/2018

These data/results cannot be reproduced, stored and/or transmitted in whole or in part by any manner of electronic, mechanical, photocopying, recording, broadcasting or otherwise now known or herein after developed without the previous express consent by the copyright owner, except for reproduction in daily press and regular printed publications on sale to the public within 60 days of the event related to those data/results and always provided that copyright symbol appears together as follows below.

© DORNA WSBK ORGANIZATION Srl 2018



Australian Round, 23-24-25 February 2018 World Superbike - Ideal Times Free Practice 4th Session

Phillip Island 4.445 m

No.	Rider	Nat	Bike	Seg. 1	Seg. 2	Seg. 3	Seg. 4	Ideal Time		
				Diff. 1	Diff. 2	Diff. 3	Diff. 4	Best Lap	Pos.	Diff.
1	12 X. FORES	ESP	Ducati Panigale R	21.719 0.044	26.605 0.009	17.361 0.003	25.309	1'30.994 1'31.050	1	0.056
2	1 J. REA	GBR	Kawasaki ZX-10RR	21.711	26.413 0.173	17.383 0.017	25.497	1'31.004 1'31.194	2	0.190
3	50 E. LAVERTY	IRL	Aprilia RSV4 RF	21.749 0.062	26.470	17.556 0.091	25.279 0.139	1'31.054 1'31.346	6	0.292
4	66 T. SYKES	GBR	Kawasaki ZX-10RR	21.756 0.081	26.397 0.098	17.424	25.489	1'31.066 1'31.245	3	0.179
5	22 A. LOWES	GBR	Yamaha YZF R1	21.715 0.093	26.474	17.521 0.041	25.461	1'31.171 1'31.305	4	0.134
6	32 L. SAVADORI	ITA	Aprilia RSV4 RF	21.755 0.001	26.494	17.480 0.117	25.449 0.177	1'31.178 1'31.473	7	0.295
7	33 M. MELANDRI	ITA	Ducati Panigale R	21.900 0.023	26.457 0.024	17.524	25.379	1'31.260 1'31.307	5	0.047
8	7 C. DAVIES	GBR	Ducati Panigale R	21.785 0.082	26.415	17.607 0.005	25.596	1'31.403 1'31.490	8	0.087
9	60 M. VAN DER MARK	NED	Yamaha YZF R1	21.786 0.052	26.639 0.008	17.598 0.085	25.527	1'31.550 1'31.695	10	0.145
10	2 L. CAMIER	GBR	Honda CBR1000RR	21.880 0.002	26.508 0.005	17.595 0.032	25.624	1'31.607 1'31.646	9	0.039
11	54 T. RAZGATLIOGLU	TUR	Kawasaki ZX-10RR	21.933 0.070	26.680 0.043	17.628	25.685 0.052	1'31.926 1'32.091	11	0.165
12	81 J. TORRES	ESP	MV Agusta 1000 F4	22.016 0.017	26.704 0.095	17.633 0.036	25.627 0.111	1'31.980 1'32.239	14	0.259
13	68 Y. HERNANDEZ	COL	Kawasaki ZX-10RR	22.046 0.012	26.865 0.127	17.577 0.128	25.508 0.099	1'31.996 1'32.362	15	0.366
14	40 R. RAMOS	ESP	Kawasaki ZX-10RR	21.973	26.695 0.040	17.762 0.032	25.603	1'32.033 1'32.105	12	0.072
15	45 J. GAGNE	USA	Honda CBR1000RR	21.922 0.079	26.862	17.523	25.727	1'32.034 1'32.113	13	0.079
16	36 L. MERCADO	ARG	Kawasaki ZX-10RR	22.264 0.019	26.804 0.113	17.665 0.046	25.765	1'32.498 1'32.676	17	0.178
17	76 L. BAZ	FRA	BMW S 1000 RR	21.842	26.970	17.876	25.984	1'32.672 1'32.672	16	
18	47 W. MAXWELL	AUS	Yamaha YZF R1	22.107 0.073	26.993	17.792	25.833	1'32.725 1'32.798	18	0.073
19	99 P. JACOBSEN	USA	Honda CBR1000RR	22.274 0.169	27.078	17.926	26.083	1'33.361 1'33.530	19	0.169
20	37 O. JEZEK	CZE	Yamaha YZF R1	22.323	27.165	17.961 0.074	25.980 0.038	1'33.429 1'33.541	20	0.112
21	25 D. FALZON	AUS	Yamaha YZF R1	22.407 0.009	27.184 0.025	17.984	25.955 0.059	1'33.530 1'33.623	21	0.093
22	17 T. HERFOSS	AUS	Honda CBR1000RR	22.464	27.168 0.186	17.907 0.004	26.000 0.144	1'33.539 1'33.873	22	0.334
Overall Ideal Time				21.711	26.397	17.361	25.279	1'30.748		

24/02/2018

These data/results cannot be reproduced, stored and/or transmitted in whole or in part by any manner of electronic, mechanical, photocopying, recording, broadcasting or otherwise now known or herein after developed without the previous express consent by the copyright owner, except for reproduction in daily press and regular printed publications on sale to the public within 60 days of the event related to those data/results and always provided that copyright symbol appears together as follows below.

© DORNA WSBK ORGANIZATION Srl 2018

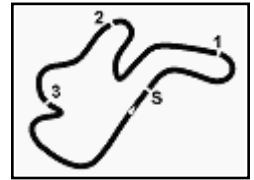
PIRELLI PERUGIA TIMING



Official Tyre Supplier



Official Timekeeper



Australian Round, 23-24-25 February 2018

World Superbike - Chronological Analysis Free Practice 4th Session

18° 47 W. MAXWELL (1'32.798)							
Lap	Seg.1	Seg.2	Seg.3	Seg.4	Lap Time	km/h	Local Time
							9:41'09.009
1	29.674	30.344	19.557	27.032	1'46.607P		9:42'55.616
2	22.766	27.541	18.128	26.097	1'34.532	295,1	9:44'30.148
3	23.360	27.205	18.487	4'05.598	5'14.650P	296,7	9:49'44.798
4	27.505	27.651	18.191	26.153	1'39.500P		9:51'24.298
5	22.180	26.993	17.792	25.833	1'32.798	296,7	9:52'57.096
6	22.315	27.170	17.853	2'06.055	3'13.393P	295,9	9:56'10.489
7	32.382	27.770	17.881	26.055	1'44.088P		9:57'54.577
8	22.226	26.993	17.884	25.879	1'32.982	298,3	9:59'27.559
9	22.107	27.130	17.860	25.960	1'33.057	299,2	10:01'00.616

19° 99 P. JACOBSEN (1'33.530)							
Lap	Seg.1	Seg.2	Seg.3	Seg.4	Lap Time	km/h	Local Time
							9:40'45.702
1	33.001	29.218	18.573	26.630	1'47.422P		9:42'33.124
2	22.443	27.078	17.926	26.083	1'33.530	305,9	9:44'06.654

20° 37 O. JEZEK (1'33.541)							
Lap	Seg.1	Seg.2	Seg.3	Seg.4	Lap Time	km/h	Local Time
							9:40'09.978
1	29.199	29.240	19.186	27.233	1'44.858P		9:41'54.836
2	23.212	27.776	18.387	27.053	1'36.428	273,4	9:43'31.264
3	22.328	27.388	18.086	26.077	1'33.879	302,5	9:45'05.143
4	26.484	28.013	21.235	3'25.941	4'41.673P	299,2	9:49'46.816
5	36.462	28.890	18.387	26.264	1'50.003P		9:51'36.819
6	22.323	27.165	18.035	26.018	1'33.541	301,7	9:53'10.360
7	22.333	27.259	18.180	25.980	1'33.752	300,8	9:54'44.112
8	22.341	27.194	17.961	26.344	1'33.840	301,7	9:56'17.952
9	22.458	27.491	18.338	26.612	1'34.899	300,0	9:57'52.851
10	22.335	27.170	18.033	26.074	1'33.612	297,5	9:59'26.463

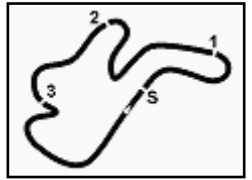
21° 25 D. FALZON (1'33.623)							
Lap	Seg.1	Seg.2	Seg.3	Seg.4	Lap Time	km/h	Local Time
							9:40'32.034
1	28.339	29.589	19.060	27.425	1'44.413P		9:42'16.447
2	23.039	30.507	18.240	26.234	1'38.020	294,3	9:43'54.467
3	22.844	29.267	19.008	3'42.364	4'53.483P	300,0	9:48'47.950
4	28.518	27.756	18.650	26.850	1'41.774P		9:50'29.724
5	22.407	27.184	18.099	25.986	1'33.676	300,0	9:52'03.400
6	22.425	27.230	18.049	25.955	1'33.659	295,1	9:53'37.059
7	22.416	27.209	17.984	26.014	1'33.623	295,1	9:55'10.682
8	24.480	30.132	18.490	26.290	1'39.392	294,3	9:56'50.074
9	22.444	27.388	18.149	26.132	1'34.113	295,1	9:58'24.187
10	24.155	27.818	18.388	27.100	1'37.461	291,1	10:00'01.648

22° 17 T. HERFOSS (1'33.873)							
Lap	Seg.1	Seg.2	Seg.3	Seg.4	Lap Time	km/h	Local Time
							9:40'10.802
1	29.550	32.918	18.477	27.173	1'48.118P		9:41'58.920
2	22.464	27.354	17.911	26.144	1'33.873	300,0	9:43'32.793
3	22.678	27.168	17.934	26.100	1'33.880	295,1	9:45'06.673
4	25.377	28.784	21.955	4'26.687	5'42.803P	294,3	9:50'49.476
5	27.879	29.101	17.907	26.000	1'40.887P		9:52'30.363
6	24.491	45.003	22.632	29.222	2'01.348	293,5	9:54'31.711
7	22.730	27.282	18.285	26.504	1'34.801	294,3	9:56'06.512
8	22.520	29.894	18.993	3'19.304	4'30.711P	295,1	10:00'37.223
9	34.308	32.178	19.362	28.657	1'54.505P		10:02'31.728

24/02/2018 P = Pits In/Out - C = Lap Time Cancelled

These data/results cannot be reproduced, stored and/or transmitted in whole or in part by any manner of electronic, mechanical, photocopying, recording, broadcasting or otherwise now known or herein after developed without the previous express consent by the copyright owner, except for reproduction in daily press and regular printed publications on sale to the public within 60 days of the event related to those data/results and always provided that copyright symbol appears together as follows below.

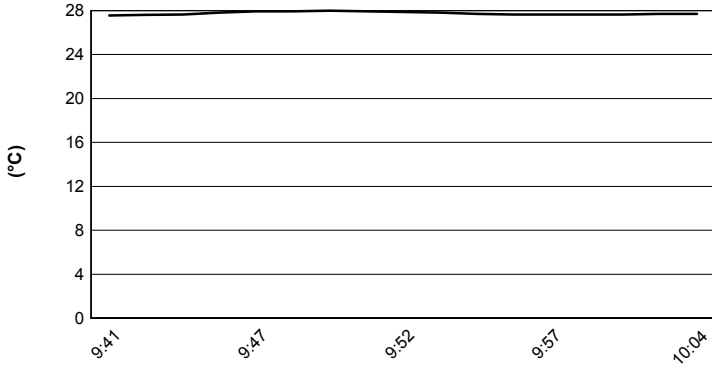
© DORNA WSBK ORGANIZATION Srl 2018



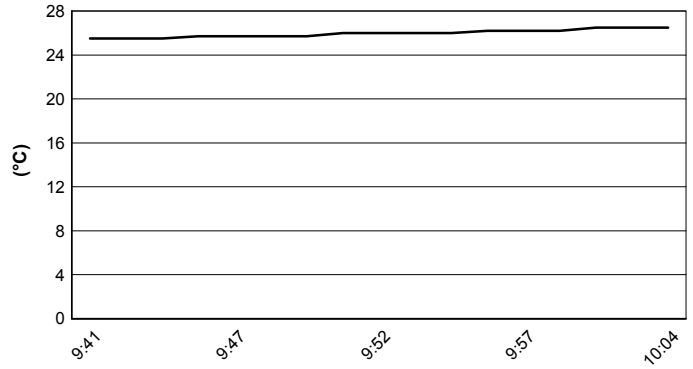
Phillip Island 4.445 m

Australian Round, 23-24-25 February 2018
World Superbike - Weather Report Free Practice 4th Session
 Session started 09:40 - Session ended 10:04


Air Temperature



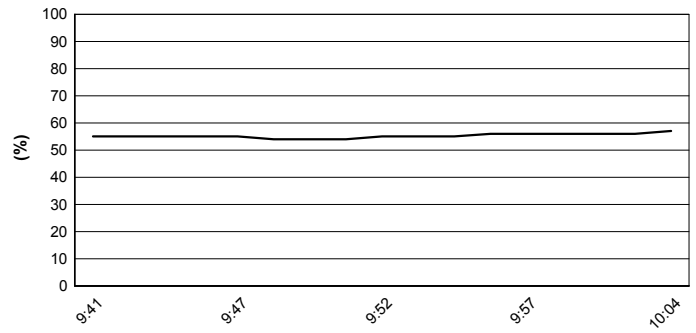
Track Temperature



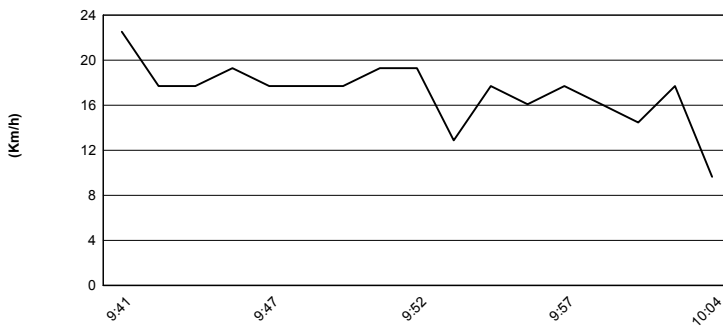
Air Pressure



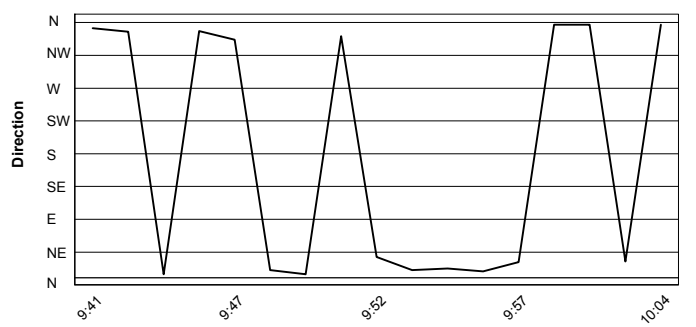
Humidity



Wind Speed



Wind Direction



24/02/2018

These data/results cannot be reproduced, stored and/or transmitted in whole or in part by any manner of electronic, mechanical, photocopying, recording, broadcasting or otherwise now known or herein after developed without the previous express consent by the copyright owner, except for reproduction in daily press and regular printed publications on sale to the public within 60 days of the event related to those data/results and always provided that copyright symbol appears together as follows below.

© DORNA WSBK ORGANIZATION Srl 2018