

Phillip Island 4.445 m

Australian Round, 23-24-25 February 2018

World Superbike - Free Practices & Superpole Combined Results

| No. | Rider | Nat | Team | Bike | Class | FPs | LL | Superpole | Gap | Time | Avg |
|-----|---------------------------|-----|-------------------------------------|-------------------|-------|----------|----|-----------------|-------|-----------------|---------|
| 1 | 66 T. SYKES | GBR | Kawasaki Racing Team WorldSBK | Kawasaki ZX-10RR | | 1'30.882 | 46 | 1'30.099 | | 1'30.099 | 177,605 |
| 2 | 50 E. LAVERTY | IRL | Milwaukee Aprilia | Aprilia RSV4 RF | | 1'30.746 | 45 | 1'30.339 | 0.240 | 1'30.339 | 177,133 |
| 3 | 33 M. MELANDRI | ITA | Aruba.it Racing - Ducati | Ducati Panigale R | | 1'30.973 | 47 | 1'30.660 | 0.561 | 1'30.660 | 176,506 |
| 4 | 22 A. LOWES | GBR | Pata Yamaha Official WorldSBK Team | Yamaha YZF R1 | | 1'31.516 | 28 | 1'30.767 | 0.668 | 1'30.767 | 176,298 |
| 5 | 7 C. DAVIES | GBR | Aruba.it Racing - Ducati | Ducati Panigale R | | 1'31.515 | 44 | 1'31.009 | 0.910 | 1'31.009 | 175,829 |
| 6 | 1 J. REA | GBR | Kawasaki Racing Team WorldSBK | Kawasaki ZX-10RR | | 1'30.972 | 44 | 1'31.056 | 0.957 | 1'31.056 | 175,738 |
| 7 | 12 X. FORES | ESP | Barni Racing Team | Ducati Panigale R | IND | 1'31.225 | 39 | 1'31.080 | 0.981 | 1'31.080 | 175,692 |
| 8 | 60 M. VAN DER MARK | NED | Pata Yamaha Official WorldSBK Team | Yamaha YZF R1 | | 1'31.114 | 49 | 1'31.240 | 1.141 | 1'31.240 | 175,384 |
| 9 | 54 T. RAZGATLIOGLU | TUR | Kawasaki Puccetti Racing | Kawasaki ZX-10RR | IND | 1'31.824 | 42 | 1'31.581 | 1.482 | 1'31.581 | 174,731 |
| 10 | 32 L. SAVADORI | ITA | Milwaukee Aprilia | Aprilia RSV4 RF | | 1'30.407 | 43 | | | 1'30.407 | 177,000 |
| 11 | 2 L. CAMIER | GBR | Red Bull Honda World Superbike Team | Honda CBR1000RR | | 1'30.722 | 45 | | | 1'30.722 | 176,385 |
| 12 | 81 J. TORRES | ESP | MV Agusta Reparto Corse | MV Agusta 1000 F4 | | 1'31.924 | 45 | | | 1'32.011 | 173,914 |
| 13 | 45 J. GAGNE | USA | Red Bull Honda World Superbike Team | Honda CBR1000RR | | 1'31.689 | 46 | 1'31.957 | | 1'31.957 | 174,016 |
| 14 | 76 L. BAZ | FRA | GULF ALTHEA BMW Racing Team | BMW S 1000 RR | | 1'32.340 | 21 | 1'32.016 | 0.059 | 1'32.016 | 173,905 |
| 15 | 40 R. RAMOS | ESP | Team GoEleven Kawasaki | Kawasaki ZX-10RR | IND | 1'32.244 | 46 | 1'32.161 | 0.204 | 1'32.161 | 173,631 |
| 16 | 47 W. MAXWELL | AUS | Yamaha Racing Team | Yamaha YZF R1 | IND | 1'32.723 | 24 | 1'32.193 | 0.236 | 1'32.193 | 173,571 |
| 17 | 36 L. MERCADO | ARG | Orelac Racing VerdNatura | Kawasaki ZX-10RR | IND | 1'32.285 | 43 | 1'32.386 | 0.429 | 1'32.386 | 173,208 |
| 18 | 68 Y. HERNANDEZ | COL | Team Pedercini Racing | Kawasaki ZX-10RR | IND | 1'32.347 | 51 | 1'32.554 | 0.597 | 1'32.554 | 172,894 |
| 19 | 17 T. HERFOSS | AUS | Penrite Honda | Honda CBR1000RR | IND | 1'32.683 | 23 | 1'32.640 | 0.683 | 1'32.640 | 172,733 |
| 20 | 37 O. JEZEK | CZE | Guandalini Racing | Yamaha YZF R1 | IND | 1'33.553 | 33 | 1'33.088 | 1.131 | 1'33.088 | 171,902 |
| 21 | 25 D. FALZON | AUS | Yamaha Racing Team | Yamaha YZF R1 | IND | 1'32.991 | 42 | 1'33.126 | 1.169 | 1'33.126 | 171,832 |
| 22 | 99 P. JACOBSEN | USA | TripleM Honda World Superbike Team | Honda CBR1000RR | IND | 1'32.501 | 43 | 1'33.875 | 1.918 | 1'33.875 | 170,461 |

24/02/2018

The results are provisional until the end of the time limit for protests and appeals and the completion of the technical checks.

These data/results cannot be reproduced, stored and/or transmitted in whole or in part by any manner of electronic, mechanical, photocopying, recording, broadcasting or otherwise now known or herein after developed without the previous express consent by the copyright owner, except for reproduction in daily press and regular printed publications on sale to the public within 60 days of the event related to those data/results and always provided that copyright symbol appears together as follows below.

© DORNA WSBK ORGANIZATION Srl 2018

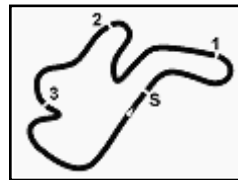
FIKX PERUGIA TIMING



Official Tyre Supplier



Official Timekeeper



Phillip Island 4.445 m

Australian Round, 23-24-25 February 2018

World Superbike - Starting Grid - Race 1

22 Laps x 4,445 km = 97,790 km

| Pos | Number | Name | Team | Time | Class |
|-----|--------|-----------------|-----------|----------|-------|
| 1 | 66 | SYKES T. | Kawasaki | 1'30.099 | SP2 |
| 2 | 50 | LAVERTY E. | Aprilia | 1'30.339 | SP2 |
| 3 | 33 | MELANDRI M. | Ducati | 1'30.660 | SP2 |
| 4 | 22 | LOWES A. | Yamaha | 1'30.767 | SP2 |
| 5 | 7 | DAVIES C. | Ducati | 1'31.009 | SP2 |
| 6 | 1 | REA J. | Kawasaki | 1'31.056 | SP2 |
| 7 | 12 | FORES X. | Ducati | 1'31.080 | SP2 |
| 8 | 60 | VAN DER MARK M. | Yamaha | 1'31.240 | SP2 |
| 9 | 54 | RAZGATLIOGLU T. | Kawasaki | 1'31.581 | SP2 |
| 10 | 2 | CAMIER L. | Honda | | SP2 |
| 11 | 81 | TORRES J. | MV Agusta | | SP2 |
| 12 | 45 | GAGNE J. | Honda | 1'31.957 | SP1 |
| 13 | 76 | BAZ L. | BMW | 1'32.016 | SP1 |
| 14 | 40 | RAMOS R. | Kawasaki | 1'32.161 | SP1 |
| 15 | 47 | MAXWELL W. | Yamaha | 1'32.193 | SP1 |
| 16 | 36 | MERCADO L. | Kawasaki | 1'32.386 | SP1 |
| 17 | 68 | HERNANDEZ Y. | Kawasaki | 1'32.554 | SP1 |
| 18 | 17 | HERFOSS T. | Honda | 1'32.640 | SP1 |
| 19 | 37 | JEZEK O. | Yamaha | 1'33.088 | SP1 |
| 20 | 25 | FALZON D. | Yamaha | 1'33.126 | SP1 |
| 21 | 99 | JACOBSEN P. | Honda | 1'33.875 | SP1 |

N.32 (Savadori L.) will not take part in the race. Declared unfit after SP2

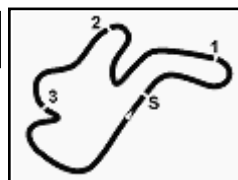
24/02/2018 Jury President

..... Race Director

These data/results cannot be reproduced, stored and/or transmitted in whole or in part by any manner of electronic, mechanical, photocopying, recording, broadcasting or otherwise now known or herein after developed without the previous express consent by the copyright owner, except for reproduction in daily press and regular printed publications on sale to the public within 60 days of the event related to those data/results and always provided that copyright symbol appears together as follows below.

© DORNA WSBK ORGANIZATION Srl 2018





Phillip Island 4.445 m

1 / 2

Australian Round, 23-24-25 February 2018

World Superbike - Results Superpole 2

| No. | Rider | Nat | Team | Bike | Class | Time | Gap | Rel. | Laps | Speed | |
|-----|---------------------------|-----|-------------------------------------|-------------------|-------|-----------------|-------|-------|------|---------|--------------|
| | | | | | | | | | | Avg | Max |
| 1 | 66 T. SYKES | GBR | Kawasaki Racing Team WorldSBK | Kawasaki ZX-10RR | | 1'30.099 | | | 8 | 177,605 | 301,7 |
| 2 | 50 E. LAVERTY | IRL | Milwaukee Aprilia | Aprilia RSV4 RF | | 1'30.339 | 0.240 | 0.240 | 9 | 177,133 | 305,1 |
| 3 | 33 M. MELANDRI | ITA | Aruba.it Racing - Ducati | Ducati Panigale R | | 1'30.660 | 0.561 | 0.321 | 7 | 176,506 | 305,9 |
| 4 | 22 A. LOWES | GBR | Pata Yamaha Official WorldSBK Team | Yamaha YZF R1 | | 1'30.767 | 0.668 | 0.107 | 7 | 176,298 | 302,5 |
| 5 | 7 C. DAVIES | GBR | Aruba.it Racing - Ducati | Ducati Panigale R | | 1'31.009 | 0.910 | 0.242 | 9 | 175,829 | 307,7 |
| 6 | 1 J. REA | GBR | Kawasaki Racing Team WorldSBK | Kawasaki ZX-10RR | | 1'31.056 | 0.957 | 0.047 | 7 | 175,738 | 305,9 |
| 7 | 12 X. FORES | ESP | Barni Racing Team | Ducati Panigale R | IND | 1'31.080 | 0.981 | 0.024 | 8 | 175,692 | 305,1 |
| 8 | 60 M. VAN DER MARK | NED | Pata Yamaha Official WorldSBK Team | Yamaha YZF R1 | | 1'31.240 | 1.141 | 0.160 | 10 | 175,384 | 300,8 |
| 9 | 54 T. RAZGATLIOGLU | TUR | Kawasaki Puccetti Racing | Kawasaki ZX-10RR | IND | 1'31.581 | 1.482 | 0.341 | 9 | 174,731 | 297,5 |
| 10 | 32 L. SAVADORI | ITA | Milwaukee Aprilia | Aprilia RSV4 RF | | | | | 1 | | 304,2 |
| 11 | 2 L. CAMIER | GBR | Red Bull Honda World Superbike Team | Honda CBR1000RR | | | | | 3 | | 300,8 |
| 12 | 81 J. TORRES | ESP | MV Agusta Reparto Corse | MV Agusta 1000 F4 | | | | | 4 | | 300,0 |

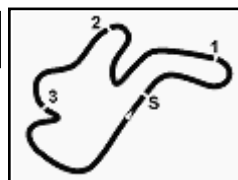
| | | | | |
|-------|------------|-----|-------|------|
| AIR | Humidity: | 82% | Temp: | 21°C |
| TRACK | Condition: | | Temp: | 33°C |

| | | | | | | |
|---------|---------------|------|----------|----------|---------|------|
| Records | Pole (SP2) | 2017 | J.Rea | 1'29.573 | 178,650 | Km/h |
| | Race (RC1) | 2014 | C.Davies | 1'30.949 | 175,940 | Km/h |
| | Circuit (SP2) | 2017 | J.Rea | 1'29.573 | 178,650 | Km/h |

24/02/2018 Start End The results are provisional until the end of the time limit for protests and appeals and the completion of the technical checks.

These data/results cannot be reproduced, stored and/or transmitted in whole or in part by any manner of electronic, mechanical, photocopying, recording, broadcasting or otherwise now known or herein after developed without the previous express consent by the copyright owner, except for reproduction in daily press and regular printed publications on sale to the public within 60 days of the event related to those data/results and always provided that copyright symbol appears together as follows below.

© DORNA WSBK ORGANIZATION Srl 2018



Australian Round, 23-24-25 February 2018

World Superbike - Results Superpole 2

Session Highlights

| Local Time | No. Rider | Description |
|------------|----------------|--|
| 12.55.00 | | Start |
| 12.57.55 | 32 L. SAVADORI | Crashed - Turn 6 |
| 12.58.11 | | RED FLAG |
| 13.03.00 | | Session Restart |
| 13.05.39 | 2 L. CAMIER | Crashed - Turn 4 |
| 13.06.28 | 81 J. TORRES | Crashed - Turn 10 |
| 13.07.42 | 22 A. LOWES | Crashed - Turn 5 |
| 13.07.51 | 22 A. LOWES | Re-joined |
| 13.09.21 | 32 L. SAVADORI | Medical Centre |
| 13.15.09 | | WorldSSP SP1 Pit Lane Will Open at 13.35 |
| 13.16.18 | | End Of Session |

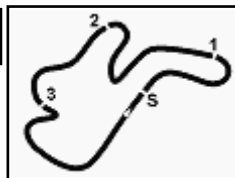
Fastest Laps Sequence

| No. | Rider | Nat | Team | Bike | Local Time | Time | Gap | Avg |
|-----|-------------|-----|-------------------------------|-------------------|--------------|-----------------|--------|---------|
| 12 | X. FORES | ESP | Barni Racing Team | Ducati Panigale R | 13:06'34.208 | 1'31.776 | | 174,359 |
| 33 | M. MELANDRI | ITA | Aruba.it Racing - Ducati | Ducati Panigale R | 13:06'37.299 | 1'31.205 | -0.571 | 175,451 |
| 7 | C. DAVIES | GBR | Aruba.it Racing - Ducati | Ducati Panigale R | 13:06'48.087 | 1'31.009 | -0.196 | 175,829 |
| 50 | E. LAVERTY | IRL | Milwaukee Aprilia | Aprilia RSV4 RF | 13:06'54.948 | 1'30.339 | -0.670 | 177,133 |
| 66 | T. SYKES | GBR | Kawasaki Racing Team WorldSBK | Kawasaki ZX-10RR | 13:14'26.574 | 1'30.099 | -0.240 | 177,605 |

Start 12:55 End 13:16 The results are provisional until the end of the time limit for protests and appeals and the completion of the technical checks.

These data/results cannot be reproduced, stored and/or transmitted in whole or in part by any manner of electronic, mechanical, photocopying, recording, broadcasting or otherwise now known or herein after developed without the previous express consent by the copyright owner, except for reproduction in daily press and regular printed publications on sale to the public within 60 days of the event related to those data/results and always provided that copyright symbol appears together as follows below.

© DORNA WSBK ORGANIZATION Srl 2018



Phillip Island 4.445 m

Australian Round, 23-24-25 February 2018

World Superbike - Best Sector & Speed Superpole 2

| BEST LAP | | |
|----------|--------------------|----------------------------|
| 1 | 66 T. SYKES | Kawasaki ZX-10RR 1'30.099 |
| 2 | 50 E. LAVERTY | Aprilia RSV4 RF 1'30.339 |
| 3 | 33 M. MELANDRI | Ducati Panigale R 1'30.660 |
| 4 | 22 A. LOWES | Yamaha YZF R1 1'30.767 |
| 5 | 7 C. DAVIES | Ducati Panigale R 1'31.009 |
| 6 | 1 J. REA | Kawasaki ZX-10RR 1'31.056 |
| 7 | 12 X. FORES | Ducati Panigale R 1'31.080 |
| 8 | 60 M. VAN DER MARK | Yamaha YZF R1 1'31.240 |
| 9 | 54 T. RAZGATLIOGLU | Kawasaki ZX-10RR 1'31.581 |
| 10 | 81 J. TORRES | MV Agusta 1000 F4 |
| 11 | 2 L. CAMIER | Honda CBR1000RR |
| 12 | 32 L. SAVADORI | Aprilia RSV4 RF |

| SPEED | | |
|-------|--------------------|-------------------------|
| 1 | 7 C. DAVIES | Ducati Panigale R 307,7 |
| 2 | 1 J. REA | Kawasaki ZX-10RR 305,9 |
| 3 | 33 M. MELANDRI | Ducati Panigale R 305,9 |
| 4 | 50 E. LAVERTY | Aprilia RSV4 RF 305,1 |
| 5 | 12 X. FORES | Ducati Panigale R 305,1 |
| 6 | 32 L. SAVADORI | Aprilia RSV4 RF 304,2 |
| 7 | 22 A. LOWES | Yamaha YZF R1 302,5 |
| 8 | 66 T. SYKES | Kawasaki ZX-10RR 301,7 |
| 9 | 2 L. CAMIER | Honda CBR1000RR 300,8 |
| 10 | 60 M. VAN DER MARK | Yamaha YZF R1 300,8 |
| 11 | 81 J. TORRES | MV Agusta 1000 F4 300,0 |
| 12 | 54 T. RAZGATLIOGLU | Kawasaki ZX-10RR 297,5 |

| SEG. 1 | | SEG. 2 | | SEG. 3 | | SEG. 4 | |
|--------|---------------------------|--------|---------------------------|--------|---------------------------|--------|---------------------------|
| 1 | 66 T. SYKES 21.594 | 1 | 50 E. LAVERTY 25.935 | 1 | 66 T. SYKES 17.278 | 1 | 50 E. LAVERTY 25.259 |
| 2 | 50 E. LAVERTY 21.646 | 2 | 22 A. LOWES 25.948 | 2 | 12 X. FORES 17.286 | 2 | 66 T. SYKES 25.271 |
| 3 | 1 J. REA 21.687 | 3 | 66 T. SYKES 25.956 | 3 | 22 A. LOWES 17.381 | 3 | 33 M. MELANDRI 25.356 |
| 4 | 32 L. SAVADORI 21.691 | 4 | 33 M. MELANDRI 26.043 | 4 | 81 J. TORRES 17.442 | 4 | 22 A. LOWES 25.451 |
| 5 | 12 X. FORES 21.763 | 5 | 7 C. DAVIES 26.097 | 5 | 60 M. VAN DER MARK 17.452 | 5 | 12 X. FORES 25.540 |
| 6 | 33 M. MELANDRI 21.803 | 6 | 81 J. TORRES 26.191 | 6 | 33 M. MELANDRI 17.458 | 6 | 1 J. REA 25.543 |
| 7 | 60 M. VAN DER MARK 21.816 | 7 | 60 M. VAN DER MARK 26.260 | 7 | 7 C. DAVIES 17.490 | 7 | 7 C. DAVIES 25.554 |
| 8 | 7 C. DAVIES 21.834 | 8 | 2 L. CAMIER 26.262 | 8 | 50 E. LAVERTY 17.499 | 8 | 60 M. VAN DER MARK 25.626 |
| 9 | 2 L. CAMIER 21.858 | 9 | 1 J. REA 26.306 | 9 | 54 T. RAZGATLIOGLU 17.506 | 9 | 81 J. TORRES 25.671 |
| 10 | 22 A. LOWES 21.864 | 10 | 54 T. RAZGATLIOGLU 26.341 | 10 | 1 J. REA 17.506 | 10 | 54 T. RAZGATLIOGLU 25.784 |
| 11 | 54 T. RAZGATLIOGLU 21.950 | 11 | 12 X. FORES 26.430 | 11 | 32 L. SAVADORI 17.904 | 11 | 2 L. CAMIER 25.998 |
| 12 | 81 J. TORRES 21.959 | 12 | 32 L. SAVADORI 28.867 | 12 | 2 L. CAMIER 18.279 | 12 | 32 L. SAVADORI 26.154 |

24/02/2018

These data/results cannot be reproduced, stored and/or transmitted in whole or in part by any manner of electronic, mechanical, photocopying, recording, broadcasting or otherwise now known or herein after developed without the previous express consent by the copyright owner, except for reproduction in daily press and regular printed publications on sale to the public within 60 days of the event related to those data/results and always provided that copyright symbol appears together as follows below.

© DORNA WSBK ORGANIZATION Srl 2018

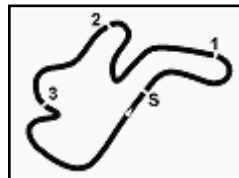
FICR PERUGIA TIMING



Official Tyre Supplier



Official Timekeeper



Phillip Island 4.445 m

Australian Round, 23-24-25 February 2018

World Superbike - Ideal Times Superpole 2

| No. | Rider | Nat | Bike | Seg. 1 | Seg. 2 | Seg. 3 | Seg. 4 | Ideal Time | | |
|---------------------------|---------------------------|-----|-------------------|-----------------|-----------------|---------------|-----------------|-----------------|------|-------|
| | | | | Diff. 1 | Diff. 2 | Diff. 3 | Diff. 4 | Best Lap | Pos. | Diff. |
| 1 | 66 T. SYKES | GBR | Kawasaki ZX-10RR | 21.594 | 25.956 | 17.278 | 25.271 | 1'30.099 | | |
| 2 | 50 E. LAVERTY | IRL | Aprilia RSV4 RF | 21.646 | 25.935 | 17.499 | 25.259 | 1'30.339 | 4 | |
| 3 | 22 A. LOWES | GBR | Yamaha YZF R1 | 21.864 0.123 | 25.948 | 17.381 | 25.451 | 1'30.644 | 5 | |
| 4 | 33 M. MELANDRI | ITA | Ducati Panigale R | 21.803 | 26.043 | 17.458 | 25.356 | 1'30.767 | 7 | 0.123 |
| 5 | 7 C. DAVIES | GBR | Ducati Panigale R | 21.834 0.034 | 26.097 | 17.490 | 25.554 | 1'30.660 | 6 | |
| 6 | 12 X. FORES | ESP | Ducati Panigale R | 21.763 0.013 | 26.430 0.048 | 17.286 | 25.540 | 1'30.975 | 8 | 0.034 |
| 7 | 1 J. REA | GBR | Kawasaki ZX-10RR | 21.687 0.014 | 26.306 | 17.506 | 25.543 | 1'31.009 | 10 | 0.061 |
| 8 | 60 M. VAN DER MARK | NED | Yamaha YZF R1 | 21.816 0.036 | 26.260 | 17.452 | 25.626 0.050 | 1'31.042 | 9 | 0.014 |
| 9 | 54 T. RAZGATLIOGLU | TUR | Kawasaki ZX-10RR | 21.950 | 26.341 | 17.506 | 25.784 | 1'31.056 | 11 | 0.086 |
| | | | | | | | | 1'31.581 | 12 | |
| Overall Ideal Time | | | | 21.594 | 25.935 | 17.278 | 25.259 | 1'30.066 | | |

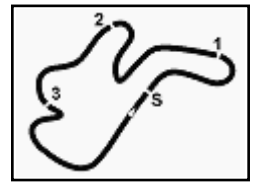
24/02/2018
 These data/results cannot be reproduced, stored and/or transmitted in whole or in part by any manner of electronic, mechanical, photocopying, recording, broadcasting or otherwise now known or herein after developed without the previous express consent by the copyright owner, except for reproduction in daily press and regular printed publications on sale to the public within 60 days of the event related to those data/results and always provided that copyright symbol appears together as follows below.
 © DORNA WSBK ORGANIZATION Srl 2018

FKR PERUGIA TIMING


Official Tyre Supplier



Official Timekeeper



Phillip Island 4.445 m

Australian Round, 23-24-25 February 2018 World Superbike - Chronological Analysis Superpole 2

1 / 2

| 1° 66 T. SYKES (1'30.099) | | | | | | | |
|---------------------------|---------------|---------------|---------------|----------|-----------------|--------------|--------------|
| Lap | Seg.1 | Seg.2 | Seg.3 | Seg.4 | Lap Time | km/h | Local Time |
| | | | | | | | 12:55'38.840 |
| 1 | 28.313 | 27.350 | 17.976 | 25.948 | 1'39.587P | | 12:57'18.427 |
| 2 | 21.946 | 26.304 | 17.688 | 5'46.545 | 6'52.483P | 300,8 | 13:04'10.910 |
| 3 | 27.740 | 26.900 | 17.653 | 25.788 | 1'38.081P | | 13:05'48.991 |
| 4 | 21.841 | 26.218 | 17.397 | 25.738 | 1'31.194 | 301,7 | 13:07'20.185 |
| 5 | 22.372 | 26.963 | 17.933 | 2'51.185 | 3'58.453P | 300,8 | 13:11'18.638 |
| 6 | 27.073 | 27.471 | 17.719 | 25.574 | 1'37.837P | | 13:12'56.475 |
| 7 | 21.594 | 25.956 | 17.278 | 25.271 | 1'30.099 | 300,8 | 13:14'26.574 |
| 8 | 22.657 | 26.796 | 17.824 | 27.693 | 1'34.970 | 301,7 | 13:16'01.544 |

| 2° 50 E. LAVERTY (1'30.339) | | | | | | | |
|-----------------------------|---------------|---------------|---------------|----------|-----------------|--------------|--------------|
| Lap | Seg.1 | Seg.2 | Seg.3 | Seg.4 | Lap Time | km/h | Local Time |
| | | | | | | | 12:55'09.883 |
| 1 | 25.841 | 26.777 | 17.621 | 25.652 | 1'35.891P | | 12:56'45.774 |
| 2 | 21.801 | 26.050 | 17.518 | 25.405 | 1'30.774C | 303,4 | 12:58'16.548 |
| 3 | 25.746 | 29.746 | 20.183 | 4'11.080 | 5'26.755P | 300,8 | 13:03'43.303 |
| 4 | 28.778 | 27.968 | 18.624 | 25.936 | 1'41.306P | | 13:05'24.609 |
| 5 | 21.646 | 25.935 | 17.499 | 25.259 | 1'30.339 | 305,1 | 13:06'54.948 |
| 6 | 23.380 | 28.263 | 18.994 | 2'55.977 | 4'06.614P | 302,5 | 13:11'01.562 |
| 7 | 28.077 | 27.832 | 18.056 | 25.691 | 1'39.656P | | 13:12'41.218 |
| 8 | 21.870 | 26.327 | 17.870 | 25.518 | 1'31.585 | 302,5 | 13:14'12.803 |
| 9 | 21.902 | 26.327 | 17.670 | 25.512 | 1'31.411 | 300,8 | 13:15'44.214 |

| 3° 33 M. MELANDRI (1'30.660) | | | | | | | |
|------------------------------|---------------|---------------|---------------|----------|-----------------|--------------|--------------|
| Lap | Seg.1 | Seg.2 | Seg.3 | Seg.4 | Lap Time | km/h | Local Time |
| | | | | | | | 12:55'23.127 |
| 1 | 28.399 | 30.100 | 19.158 | 31.890 | 1'49.547P | | 12:57'12.674 |
| 2 | 22.155 | 26.203 | 17.911 | 4'59.456 | 6'05.725P | 305,9 | 13:03'18.399 |
| 3 | 34.054 | 29.520 | 18.374 | 25.747 | 1'47.695P | | 13:05'06.094 |
| 4 | 21.996 | 26.169 | 17.476 | 25.564 | 1'31.205 | 298,3 | 13:06'37.299 |
| 5 | 23.057 | 27.236 | 18.163 | 2'34.845 | 3'43.301P | 299,2 | 13:10'20.600 |
| 6 | 35.352 | 33.941 | 23.676 | 26.775 | 1'59.744P | | 13:12'20.344 |
| 7 | 21.803 | 26.043 | 17.458 | 25.356 | 1'30.660 | 305,9 | 13:13'51.004 |

| 4° 22 A. LOWES (1'30.767) | | | | | | | |
|---------------------------|---------------|---------------|---------------|----------|-----------------|--------------|--------------|
| Lap | Seg.1 | Seg.2 | Seg.3 | Seg.4 | Lap Time | km/h | Local Time |
| | | | | | | | 12:55'29.432 |
| 1 | 26.702 | 27.876 | 18.351 | 29.323 | 1'42.252P | | 12:57'11.684 |
| 2 | 21.902 | 26.444 | 17.457 | 5'19.162 | 6'24.965P | 302,5 | 13:03'36.649 |
| 3 | 26.470 | 26.953 | 17.753 | 26.069 | 1'37.245P | | 13:05'13.894 |
| 4 | 21.888 | 26.121 | 17.597 | 25.804 | 1'31.410 | 300,8 | 13:06'45.304 |
| 5 | 21.864 | 50.842 | 18.969 | 3'44.193 | 5'15.868P | 301,7 | 13:12'01.172 |
| 6 | 28.388 | 29.920 | 19.253 | 26.728 | 1'44.289P | | 13:13'45.461 |
| 7 | 21.987 | 25.948 | 17.381 | 25.451 | 1'30.767 | 300,0 | 13:15'16.228 |

| 5° 7 C. DAVIES (1'31.009) | | | | | | | |
|---------------------------|---------------|---------------|---------------|----------|-----------------|--------------|--------------|
| Lap | Seg.1 | Seg.2 | Seg.3 | Seg.4 | Lap Time | km/h | Local Time |
| | | | | | | | 12:55'14.660 |
| 1 | 26.931 | 27.535 | 18.590 | 26.860 | 1'39.916P | | 12:56'54.576 |
| 2 | 21.834 | 26.286 | 17.593 | 25.885 | 1'31.598C | 307,7 | 12:58'26.174 |
| 3 | 24.752 | 29.546 | 19.127 | 3'58.808 | 5'12.233P | 235,3 | 13:03'38.407 |
| 4 | 26.379 | 27.679 | 18.634 | 25.979 | 1'38.671P | | 13:05'17.078 |
| 5 | 21.868 | 26.097 | 17.490 | 25.554 | 1'31.009 | 304,2 | 13:06'48.087 |
| 6 | 21.853 | 26.455 | 19.284 | 28.805 | 1'36.397 | 305,9 | 13:08'24.484 |
| 7 | 23.359 | 31.817 | 21.629 | 2'02.127 | 3'18.932P | 289,5 | 13:11'43.416 |
| 8 | 26.839 | 27.312 | 18.694 | 27.116 | 1'39.961P | | 13:13'23.377 |
| 9 | 22.212 | 26.342 | 17.637 | 25.668 | 1'31.859 | 303,4 | 13:14'55.236 |

| 6° 1 J. REA (1'31.056) | | | | | | | |
|------------------------|-------|-------|-------|-------|----------|------|--------------|
| Lap | Seg.1 | Seg.2 | Seg.3 | Seg.4 | Lap Time | km/h | Local Time |
| | | | | | | | 12:55'10.932 |

| | | | | | | | |
|---|--------|---------------|---------------|----------|-----------------|-------|--------------|
| 1 | 26.700 | 27.082 | 17.652 | 25.797 | 1'37.231P | | 12:56'48.163 |
| 2 | 21.727 | 26.833 | 17.605 | 25.783 | 1'31.948C | 305,1 | 12:58'20.111 |
| 3 | 23.803 | 28.801 | 19.023 | 3'54.656 | 5'06.283P | 303,4 | 13:03'26.394 |
| 4 | 27.572 | 27.144 | 17.798 | 26.025 | 1'38.539P | | 13:05'04.933 |
| 5 | 21.895 | 26.409 | 17.605 | 4'14.680 | 5'20.589P | 301,7 | 13:10'25.522 |
| 6 | 33.370 | 36.636 | 23.299 | 29.767 | 2'03.072P | | 13:12'28.594 |
| 7 | 21.701 | 26.306 | 17.506 | 25.543 | 1'31.056 | 303,4 | 13:13'59.650 |

| 7° 12 X. FORES (1'31.080) | | | | | | | |
|---------------------------|---------------|---------------|---------------|----------|-----------------|--------------|--------------|
| Lap | Seg.1 | Seg.2 | Seg.3 | Seg.4 | Lap Time | km/h | Local Time |
| | | | | | | | 12:55'21.986 |
| 1 | 27.981 | 30.948 | 23.344 | 26.571 | 1'48.844P | | 12:57'10.830 |
| 2 | 21.902 | 26.430 | 17.339 | 5'04.108 | 6'09.779P | 305,1 | 13:03'20.609 |
| 3 | 29.827 | 27.754 | 18.056 | 26.186 | 1'41.823P | | 13:05'02.432 |
| 4 | 22.004 | 26.511 | 17.392 | 25.869 | 1'31.776 | 303,4 | 13:06'34.208 |
| 5 | 21.915 | 26.575 | 17.464 | 3'00.421 | 4'06.375P | 302,5 | 13:10'40.583 |
| 6 | 27.352 | 28.448 | 21.078 | 30.079 | 1'46.957P | | 13:12'27.540 |
| 7 | 21.776 | 26.478 | 17.286 | 25.540 | 1'31.080 | 303,4 | 13:13'58.620 |
| 8 | 21.763 | 26.463 | 17.661 | 26.082 | 1'31.969 | 303,4 | 13:15'30.589 |

| 8° 60 M. VAN DER MARK (1'31.240) | | | | | | | |
|----------------------------------|---------------|---------------|---------------|----------|-----------------|--------------|--------------|
| Lap | Seg.1 | Seg.2 | Seg.3 | Seg.4 | Lap Time | km/h | Local Time |
| | | | | | | | 12:55'12.007 |
| 1 | 26.361 | 27.117 | 17.693 | 25.779 | 1'36.950P | | 12:56'48.957 |
| 2 | 21.931 | 26.526 | 17.523 | 25.721 | 1'31.701C | 300,8 | 12:58'20.658 |
| 3 | 24.028 | 28.548 | 19.091 | 3'56.994 | 5'08.661P | 300,0 | 13:03'29.319 |
| 4 | 27.809 | 28.705 | 18.556 | 25.816 | 1'40.886P | | 13:05'10.205 |
| 5 | 21.852 | 26.260 | 17.452 | 25.676 | 1'31.240 | 298,3 | 13:06'41.445 |
| 6 | 26.099 | 29.247 | 18.786 | 28.785 | 1'42.917 | 300,8 | 13:08'24.362 |
| 7 | 22.501 | 31.735 | 19.954 | 1'41.619 | 2'55.809P | 294,3 | 13:11'20.171 |
| 8 | 27.227 | 28.139 | 17.857 | 25.842 | 1'39.065P | | 13:12'59.236 |
| 9 | 21.821 | 26.422 | 17.511 | 25.626 | 1'31.380 | 298,3 | 13:14'30.616 |
| 10 | 21.816 | 26.399 | 17.532 | 25.690 | 1'31.437 | 297,5 | 13:16'02.053 |

| 9° 54 T. RAZGATLIOGLU (1'31.581) | | | | | | | |
|----------------------------------|---------------|---------------|---------------|----------|-----------------|--------------|--------------|
| Lap | Seg.1 | Seg.2 | Seg.3 | Seg.4 | Lap Time | km/h | Local Time |
| | | | | | | | 12:55'15.845 |
| 1 | 26.453 | 27.158 | 18.237 | 26.150 | 1'37.998P | | 12:56'53.843 |
| 2 | 22.050 | 26.592 | 17.692 | 25.898 | 1'32.232C | 294,3 | 12:58'26.075 |
| 3 | 23.662 | 29.639 | 19.115 | 5'01.550 | 6'13.966P | 260,2 | 13:04'40.041 |
| 4 | 31.965 | 31.087 | 17.875 | 26.189 | 1'47.116P | | 13:06'27.157 |
| 5 | 21.950 | 26.341 | 17.506 | 25.784 | 1'31.581 | 293,5 | 13:07'58.738 |
| 6 | 22.098 | 28.978 | 18.613 | 1'53.907 | 3'03.596P | 295,9 | 13:11'02.334 |
| 7 | 27.948 | 28.463 | 18.449 | 26.292 | 1'41.152P | | 13:12'43.486 |
| 8 | 22.070 | 26.506 | 17.660 | 25.852 | 1'32.088 | 294,3 | 13:14'15.574 |
| 9 | 22.001 | 26.402 | 17.605 | 25.904 | 1'31.912 | 297,5 | 13:15'47.486 |

| 10° 2 L. CAMIER | | | | | | | |
|-----------------|---------------|---------------|--------|-----------------|-----------|-------|--------------|
| Lap | Seg.1 | Seg.2 | Seg.3 | Seg.4 | Lap Time | km/h | Local Time |
| | | | | | | | 12:55'23.867 |
| 1 | 28.227 | 29.044 | 18.279 | 30.127 | 1'45.677P | | 12:57'09.544 |
| 2 | 21.877 | 26.262 | 17.551 | 4'56.522 | 6'02.212P | 300,0 | 13:03'11.756 |
| 3 | 27.499 | 30.247 | 18.369 | 25.998 | 1'42.113P | | 13:04'53.869 |

| 11° 32 L. SAVADORI | | | | | | | |
|--------------------|---------------|---------------|--------|--------|-----------|------|--------------|
| Lap | Seg.1 | Seg.2 | Seg.3 | Seg.4 | Lap Time | km/h | Local Time |
| | | | | | | | 12:55'09.995 |
| 1 | 27.074 | 28.867 | 17.904 | 26.154 | 1'39.999P | | 12:56'49.994 |

| 12° 81 J. TORRES | | | | | | | |
|------------------|---------------|---------------|--------|--------|-----------|-------|--------------|
| Lap | Seg.1 | Seg.2 | Seg.3 | Seg.4 | Lap Time | km/h | Local Time |
| | | | | | | | 12:55'10.259 |
| 1 | 26.262 | 26.630 | 17.719 | 25.671 | 1'36.282P | | 12:56'46.541 |
| 2 | 21.959 | 26.250 | 17.442 | 25.598 | 1'31.249C | 299,2 | 12:58'17.790 |

24/02/2018

P = Pits In/Out - C = Lap Time Cancelled

These data/results cannot be reproduced, stored and/or transmitted in whole or in part by any manner of electronic, mechanical, photocopying, recording, broadcasting or otherwise now known or herein after developed without the previous express consent by the copyright owner, except for reproduction in daily press and regular printed publications on sale to the public within 60 days of the event related to those data/results and always provided that copyright symbol appears together as follows below.

© DORNA WSBK ORGANIZATION Srl 2018

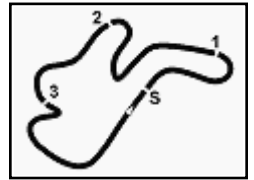
FICR PERUGIA TIMING



Official Tyre Supplier



Official Timekeeper



Phillip Island 4.445 m

2 / 2

Australian Round, 23-24-25 February 2018 World Superbike - Chronological Analysis Superpole 2

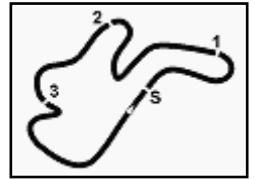
| | | | | | | | |
|---|---------------|---------------|--------|-----------------|-----------|--------------|--------------|
| 3 | 25.150 | 29.581 | 19.040 | 3'39.601 | 4'53.372P | 300,0 | 13:03'11.162 |
| 4 | 28.225 | 28.642 | 18.013 | 28.067 | 1'42.947P | | 13:04'54.109 |

24/02/2018 P = Pits In/Out - C = Lap Time Cancelled

These data/results cannot be reproduced, stored and/or transmitted in whole or in part by any manner of electronic, mechanical, photocopying, recording, broadcasting or otherwise now known or herein after developed without the previous express consent by the copyright owner, except for reproduction in daily press and regular printed publications on sale to the public within 60 days of the event related to those data/results and always provided that copyright symbol appears together as follows below.

© DORNA WSBK ORGANIZATION Srl 2018

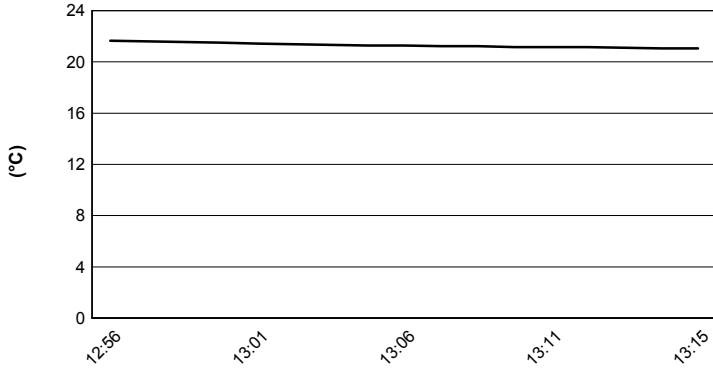




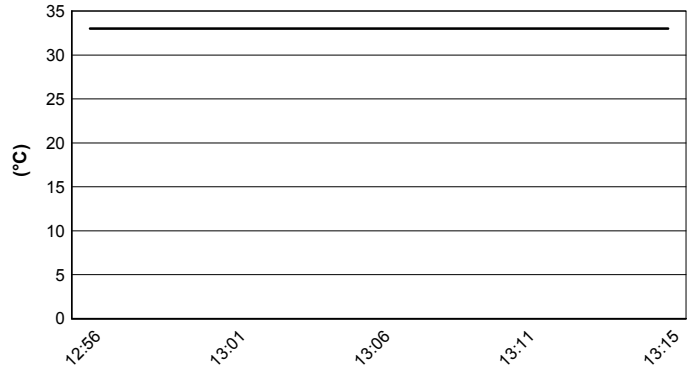
Phillip Island 4.445 m

Australian Round, 23-24-25 February 2018
World Superbike - Weather Report Superpole 2
 Session started 12:55 - Session ended 13:16

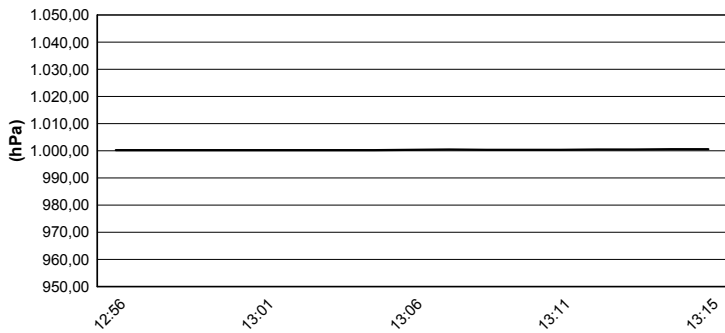
Air Temperature



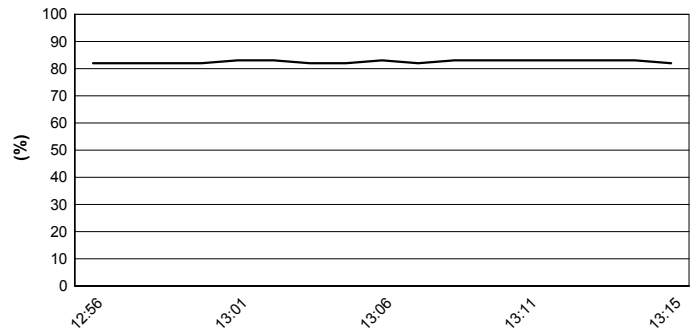
Track Temperature



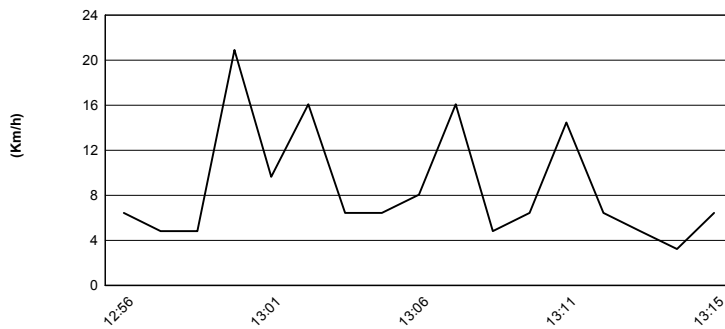
Air Pressure



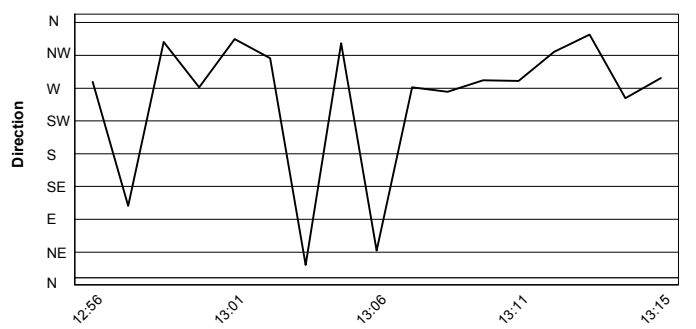
Humidity



Wind Speed



Wind Direction

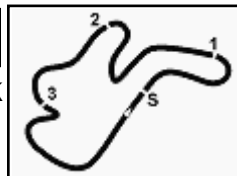


24/02/2018

These data/results cannot be reproduced, stored and/or transmitted in whole or in part by any manner of electronic, mechanical, photocopying, recording, broadcasting or otherwise now known or herein after developed without the previous express consent by the copyright owner, except for reproduction in daily press and regular printed publications on sale to the public within 60 days of the event related to those data/results and always provided that copyright symbol appears together as follows below.

© DORNA WSBK ORGANIZATION Srl 2018





Phillip Island 4.445 m

Australian Round, 23-24-25 February 2018

World Superbike - TISSOT Superpole Award

| | Points | Points From First | Points From Previous | February 25 PHILLIP ISLAND | March 25 BURIRAM | April 15 ARAGÓN | April 22 ASSEN | May 13 IMOLA | May 27 DONINGTON PARK | June 10 BRNO | June 24 LAGUNA SECA | July 8 MISANO | September 16 PORTIMÃO | September 30 MAGNY COURS | October 14 VILLICUM | October 27 LOSAIL | | | | |
|--|--------|-------------------|----------------------|-------------------------------|---------------------|--------------------|-------------------|-----------------|--------------------------|-----------------|------------------------|------------------|--------------------------|-----------------------------|------------------------|----------------------|--|--|--|--|
| 1 SYKES Tom (GBR) | 25 | | | 25 | | | | | | | | | | | | | | | | |
| 2 LAVERTY Eugene (IRL) | 20 | 5 | | 20 | | | | | | | | | | | | | | | | |
| 3 MELANDRI Marco (ITA) | 16 | 9 | 4 | 16 | | | | | | | | | | | | | | | | |
| 4 LOWES Alex (GBR) | 13 | 12 | 3 | 13 | | | | | | | | | | | | | | | | |
| 5 DAVIES Chaz (GBR) | 11 | 14 | 2 | 11 | | | | | | | | | | | | | | | | |
| 6 REA Jonathan (GBR) | 10 | 15 | 1 | 10 | | | | | | | | | | | | | | | | |
| 7 FORES Xavi (ESP) | 9 | 16 | 1 | 9 | | | | | | | | | | | | | | | | |
| 8 VAN DER MARK Michael (NED) | 8 | 17 | 1 | 8 | | | | | | | | | | | | | | | | |
| 9 RAZGATLIOGLU Toprak (TUR) | 7 | 18 | 1 | 7 | | | | | | | | | | | | | | | | |
| 10 SAVADORI Lorenzo (ITA) | 6 | 19 | 1 | 6 | | | | | | | | | | | | | | | | |
| 11 CAMIER Leon (GBR) | 5 | 20 | 1 | 5 | | | | | | | | | | | | | | | | |
| 12 TORRES Jordi (ESP) | 4 | 21 | 1 | 4 | | | | | | | | | | | | | | | | |
| 13 GAGNE Jake (USA) | 3 | 22 | 1 | 3 | | | | | | | | | | | | | | | | |
| 14 BAZ Loris (FRA) | 2 | 23 | 1 | 2 | | | | | | | | | | | | | | | | |
| 15 RAMOS Román (ESP) | 1 | 24 | 1 | 1 | | | | | | | | | | | | | | | | |

24/02/2018

These data/results cannot be reproduced, stored and/or transmitted in whole or in part by any manner of electronic, mechanical, photocopying, recording, broadcasting or otherwise now known or herein after developed without the previous express consent by the copyright owner, except for reproduction in daily press and regular printed publications on sale to the public within 60 days of the event related to those data/results and always provided that copyright symbol appears together as follows below.

© DORNA WSBK ORGANIZATION Srl 2018

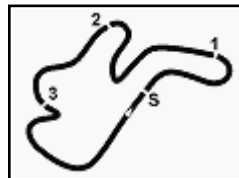
FKR PERUGIA TIMING



Official Tyre Supplier



Official Timekeeper



Phillip Island 4.445 m

Australian Round, 23-24-25 February 2018

World Superbike - Superpole Ranking

| | 2015 | 2016 | 2017 | 2018 |
|---|--|---|---|--|
| 01 Phillip Island Grand Prix Circuit | Rea (Gbr) Kaw 1'31.212 (175,4 Km/h) | Sykes (Gbr) Kaw 1'30.020 (177,8 Km/h) | Rea (Gbr) Kaw 1'29.573 (178,6 Km/h) | Sykes (Gbr) Kaw 1'30.099 (177,6 Km/h) |
| 02 Chang International Circuit | Rea (Gbr) Kaw 1'33.382 (175,6 Km/h) | van der Mark (Ned) Hon 1'33.452 (175,4 Km/h) | Rea (Gbr) Kaw 1'32.957 (176,4 Km/h) | |
| 03 Motorland Aragon | Haslam (Gbr) Apr 1'49.664 (166,7 Km/h) | Sykes (Gbr) Kaw 1'49.374 (167,1 Km/h) | Davies (Gbr) Duc 1'49.319 (167,2 Km/h) | |
| 04 TT Circuit Assen | Sykes (Gbr) Kaw 1'34.789 (172,5 Km/h) | Sykes (Gbr) Kaw 1'35.440 (171,3 Km/h) | Rea (Gbr) Kaw 1'33.505 (174,9 Km/h) | |
| 05 Autodromo Internazionale Enzo e Dino | Giugliano (Ita) Duc 1'46.382 (167,0 Km/h) | Davies (Gbr) Duc 1'45.598 (168,3 Km/h) | Davies (Gbr) Duc 1'45.662 (168,2 Km/h) | |
| 06 Donington Park | Sykes (Gbr) Kaw 1'27.071 (166,3 Km/h) | Sykes (Gbr) Kaw 1'26.712 (167,0 Km/h) | Sykes (Gbr) Kaw 1'26.641 (167,2 Km/h) | |
| 08 Laguna Seca Raceway | Davies (Gbr) Duc 1'22.101 (158,3 Km/h) | Sykes (Gbr) Kaw 1'22.155 (158,2 Km/h) | Sykes (Gbr) Kaw 1'22.476 (157,6 Km/h) | |
| 09 Misano World Circuit "Marco Simoncelli" | Sykes (Gbr) Kaw 1'34.214 (161,5 Km/h) | Sykes (Gbr) Kaw 1'34.037 (161,8 Km/h) | Sykes (Gbr) Kaw 1'33.662 (162,4 Km/h) | |
| 10 Autódromo Internacional do Algarve | Giugliano (Ita) Duc 1'41.764 (162,4 Km/h) | | Rea (Gbr) Kaw 1'41.430 (163,0 Km/h) | |
| 11 Magny-Cours | Haslam (Gbr) Apr 1'56.404 (136,4 Km/h) | Rea (Gbr) Kaw 1'52.881 (140,7 Km/h) | Rea (Gbr) Kaw 1'56.555 (136,2 Km/h) | |
| 13 Losail International Circuit | Sykes (Gbr) Kaw 1'56.821 (165,8 Km/h) | Rea (Gbr) Kaw 1'56.356 (166,5 Km/h) | Rea (Gbr) Kaw 1'56.228 (166,6 Km/h) | |

2018

1 T. Sykes

ALL TIMES

| | | | |
|---------------|----------------|------------------|-------------------|
| 43 T. Corser | 6 J. Kocinski | 2 A. Yanagawa | 1 R. Burnett |
| 43 T. Sykes | 6 C. Crutchlow | 2 M. Lucchinelli | 1 J. Reynolds |
| 26 T. Bayliss | 5 D. Giugliano | 2 B. Bostrom | 1 S. Hislop |
| 21 C. Fogarty | 5 M. Biaggi | 2 B. Monti | 1 M. Mladin |
| 17 D. Polen | 5 C. Davies | 2 M. Campbell | 1 R. Xaus |
| 16 N. Hodgson | 4 F. Merkel | 2 Y. Nagai | 1 M. Tamada |
| 15 C. Edwards | 4 J. Toseland | 2 M. Neukirchner | 1 L. Lanzi |
| 14 J. Rea | 4 S. Guintoli | 2 L. Baz | 1 M. Fabrizio |
| 11 B. Spies | 3 S. Mertens | 2 E. Laverty | 1 A. Badovini |
| 10 P. Chili | 3 R. Phillis | 2 M. Melandri | 1 F. Nieto |
| 10 C. Checa | 3 S. Martin | 1 M. Doohan | 1 T. Hill |
| 9 R. Roche | 3 C. Vermeulen | 1 D. Chandler | 1 J. Hopkins |
| 8 G. Falappa | 3 Y. Kagayama | 1 P. Goddard | 1 M. van der Mark |
| 8 S. Russell | 3 L. Haslam | 1 M. Dowson | 1 I. Jaitovich |
| 8 A. Slight | 3 J. Smrz | 1 A. Vieira | |
| 7 N. Haga | 2 A. Gobert | 1 T. Kipp | |
| 7 R. Laconi | 2 D. Tardozzi | 1 S. Crafar | |

24/02/2018

These data/results cannot be reproduced, stored and/or transmitted in whole or in part by any manner of electronic, mechanical, photocopying, recording, broadcasting or otherwise now known or herein after developed without the previous express consent by the copyright owner, except for reproduction in daily press and regular printed publications on sale to the public within 60 days of the event related to those data/results and always provided that copyright symbol appears together as follows below.

© DORNA WSBK ORGANIZATION Srl 2018

FKR PERUGIA TIMING



Official Tyre Supplier



Official Timekeeper