

## Australian Round, 23-24-25 February 2018

### World Superbike - Results Warm Up

Phillip Island 4.445 m

1 / 2

No.	Rider	Nat	Team	Bike	Class	Time	Gap	Rel.	Laps	Speed	
										Avg	Max
1	33 M. MELANDRI	ITA	Aruba.it Racing - Ducati	Ducati Panigale R		<b>1'30.935</b>			9	175,972	<b>309,5</b>
2	12 X. FORES	ESP	Barni Racing Team	Ducati Panigale R	IND	<b>1'31.045</b>	0.110	0.110	9	175,759	<b>300,8</b>
3	1 J. REA	GBR	Kawasaki Racing Team WorldSBK	Kawasaki ZX-10RR		<b>1'31.153</b>	0.218	0.108	9	175,551	<b>303,4</b>
4	50 E. LAVERTY	IRL	Milwaukee Aprilia	Aprilia RSV4 RF		<b>1'31.216</b>	0.281	0.063	8	175,430	<b>304,2</b>
5	2 L. CAMIER	GBR	Red Bull Honda World Superbike Team	Honda CBR1000RR		<b>1'31.234</b>	0.299	0.018	10	175,395	<b>301,7</b>
6	54 T. RAZGATLIOGLU	TUR	Kawasaki Puccetti Racing	Kawasaki ZX-10RR	IND	<b>1'31.341</b>	0.406	0.107	10	175,190	<b>301,7</b>
7	66 T. SYKES	GBR	Kawasaki Racing Team WorldSBK	Kawasaki ZX-10RR		<b>1'31.510</b>	0.575	0.169	9	174,866	<b>295,1</b>
8	22 A. LOWES	GBR	Pata Yamaha Official WorldSBK Team	Yamaha YZF R1		<b>1'31.575</b>	0.640	0.065	9	174,742	<b>300,0</b>
9	45 J. GAGNE	USA	Red Bull Honda World Superbike Team	Honda CBR1000RR		<b>1'31.777</b>	0.842	0.202	10	174,357	<b>300,8</b>
10	81 J. TORRES	ESP	MV Agusta Reparto Corse	MV Agusta 1000 F4		<b>1'31.956</b>	1.021	0.179	9	174,018	<b>295,9</b>
11	76 L. BAZ	FRA	GULF ALTHEA BMW Racing Team	BMW S 1000 RR		<b>1'32.091</b>	1.156	0.135	6	173,763	<b>298,3</b>
12	36 L. MERCADO	ARG	Orelac Racing VerdNatura	Kawasaki ZX-10RR	IND	<b>1'32.457</b>	1.522	0.366	10	173,075	<b>299,2</b>
13	40 R. RAMOS	ESP	Team GoEleven Kawasaki	Kawasaki ZX-10RR	IND	<b>1'32.651</b>	1.716	0.194	9	172,713	<b>298,3</b>
14	37 O. JEZEK	CZE	Guandalini Racing	Yamaha YZF R1	IND	<b>1'33.054</b>	2.119	0.403	10	171,965	<b>287,2</b>
15	99 P. JACOBSEN	USA	TripleM Honda World Superbike Team	Honda CBR1000RR	IND	<b>1'33.655</b>	2.720	0.601	9	170,861	<b>291,9</b>
16	25 D. FALZON	AUS	Yamaha Racing Team	Yamaha YZF R1	IND	<b>1'34.039</b>	3.104	0.384	10	170,163	<b>279,8</b>
17	68 Y. HERNANDEZ	COL	Team Pedercini Racing	Kawasaki ZX-10RR	IND	<b>1'36.984</b>	6.049	2.945	2	164,996	<b>287,2</b>
18	7 C. DAVIES	GBR	Aruba.it Racing - Ducati	Ducati Panigale R					4		<b>298,3</b>
19	60 M. VAN DER MARK	NED	Pata Yamaha Official WorldSBK Team	Yamaha YZF R1					4		<b>289,5</b>

AIR	Humidity:	57%	Temp:	17°C
TRACK	Condition:	Dry	Temp:	23°C

Records	Pole (SP2)	2017	J.Rea	1'29.573	178,650	Km/h
	Race (RC1)	2014	C.Davies	1'30.949	175,940	Km/h
	Circuit (SP2)	2017	J.Rea	1'29.573	178,650	Km/h

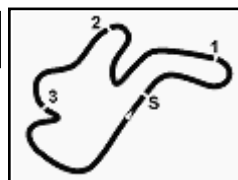
Start 25/02/2018 10:30  
End 10:47

The results are provisional until the end of the time limit for protests and appeals and the completion of the technical checks.

These data/results cannot be reproduced, stored and/or transmitted in whole or in part by any manner of electronic, mechanical, photocopying, recording, broadcasting or otherwise now known or herein after developed without the previous express consent by the copyright owner, except for reproduction in daily press and regular printed publications on sale to the public within 60 days of the event related to those data/results and always provided that copyright symbol appears together as follows below.

© DORNA WSBK ORGANIZATION Srl 2018





## Australian Round, 23-24-25 February 2018

### World Superbike - Results Warm Up

#### Session Highlights

Local Time	No. Rider	Description
10.30.00		Start
10.30.38	7 C. DAVIES	Rear Safety Light On
10.32.37		WorldSBK Pit Intervention Time: 1min 3secs
10.33.33	7 C. DAVIES	On the Gravel - Re-Joined - Turn 4
10.35.16	99 P. JACOBSEN	On the Gravel - Re-Joined - Turn 4
10.45.09	7 C. DAVIES	On the Gravel - Re-Joined - Turn 4
10.47.00		End Of Session

#### Fastest Laps Sequence

No.	Rider	Nat	Team	Bike	Local Time	Time	Gap	Avg
50	E. LAVERTY	IRL	Milwaukee Aprilia	Aprilia RSV4 RF	10:33'18.666	<b>1'31.739</b>		174,430
2	L. CAMIER	GBR	Red Bull Honda World Superbike Team	Honda CBR1000RR	10:35'15.622	<b>1'31.287</b>	-0.452	175,293
2	L. CAMIER	GBR	Red Bull Honda World Superbike Team	Honda CBR1000RR	10:38'18.368	<b>1'31.234</b>	-0.053	175,395
33	M. MELANDRI	ITA	Aruba.it Racing - Ducati	Ducati Panigale R	10:43'01.099	<b>1'31.058</b>	-0.176	175,734
12	X. FORES	ESP	Barni Racing Team	Ducati Panigale R	10:44'28.591	<b>1'31.045</b>	-0.013	175,759
33	M. MELANDRI	ITA	Aruba.it Racing - Ducati	Ducati Panigale R	10:44'32.034	<b>1'30.935</b>	-0.110	175,972

25/02/2018      Start      End      The results are provisional until the end of the time limit for protests and appeals  
10:30      10:47      and the completion of the technical checks.

These data/results cannot be reproduced, stored and/or transmitted in whole or in part by any manner of electronic, mechanical, photocopying, recording, broadcasting or otherwise now known or herein after developed without the previous express consent by the copyright owner, except for reproduction in daily press and regular printed publications on sale to the public within 60 days of the event related to those data/results and always provided that copyright symbol appears together as follows below.

© DORNA WSBK ORGANIZATION Srl 2018

## Australian Round, 23-24-25 February 2018

### World Superbike - Best Sector & Speed Warm Up

**BEST LAP**

1	33 M. MELANDRI	Ducati Panigale R	1'30.935
2	12 X. FORES	Ducati Panigale R	1'31.045
3	1 J. REA	Kawasaki ZX-10RR	1'31.153
4	50 E. LAVERTY	Aprilia RSV4 RF	1'31.216
5	2 L. CAMIER	Honda CBR1000RR	1'31.234
6	54 T. RAZGATLIOGLU	Kawasaki ZX-10RR	1'31.341
7	66 T. SYKES	Kawasaki ZX-10RR	1'31.510
8	22 A. LOWES	Yamaha YZF R1	1'31.575
9	45 J. GAGNE	Honda CBR1000RR	1'31.777
10	81 J. TORRES	MV Agusta 1000 F4	1'31.956
11	76 L. BAZ	BMW S 1000 RR	1'32.091
12	36 L. MERCADO	Kawasaki ZX-10RR	1'32.457
13	40 R. RAMOS	Kawasaki ZX-10RR	1'32.651
14	37 O. JEZEK	Yamaha YZF R1	1'33.054
15	99 P. JACOBSEN	Honda CBR1000RR	1'33.655
16	25 D. FALZON	Yamaha YZF R1	1'34.039
17	68 Y. HERNANDEZ	Kawasaki ZX-10RR	1'36.984
18	7 C. DAVIES	Ducati Panigale R	
19	60 M. VAN DER MARK	Yamaha YZF R1	

**SPEED**

1	33 M. MELANDRI	Ducati Panigale R	309,5
2	50 E. LAVERTY	Aprilia RSV4 RF	304,2
3	1 J. REA	Kawasaki ZX-10RR	303,4
4	2 L. CAMIER	Honda CBR1000RR	301,7
5	54 T. RAZGATLIOGLU	Kawasaki ZX-10RR	301,7
6	12 X. FORES	Ducati Panigale R	300,8
7	45 J. GAGNE	Honda CBR1000RR	300,8
8	22 A. LOWES	Yamaha YZF R1	300,0
9	36 L. MERCADO	Kawasaki ZX-10RR	299,2
10	76 L. BAZ	BMW S 1000 RR	298,3
11	40 R. RAMOS	Kawasaki ZX-10RR	298,3
12	7 C. DAVIES	Ducati Panigale R	298,3
13	81 J. TORRES	MV Agusta 1000 F4	295,9
14	66 T. SYKES	Kawasaki ZX-10RR	295,1
15	99 P. JACOBSEN	Honda CBR1000RR	291,9
16	60 M. VAN DER MARK	Yamaha YZF R1	289,5
17	68 Y. HERNANDEZ	Kawasaki ZX-10RR	287,2
18	37 O. JEZEK	Yamaha YZF R1	287,2
19	25 D. FALZON	Yamaha YZF R1	279,8

**SEG. 1**

1	12 X. FORES	21.712
2	2 L. CAMIER	21.772
3	33 M. MELANDRI	21.777
4	50 E. LAVERTY	21.806
5	1 J. REA	21.826
6	45 J. GAGNE	21.837
7	54 T. RAZGATLIOGLU	21.887
8	22 A. LOWES	21.911
9	76 L. BAZ	21.943
10	66 T. SYKES	21.966
11	81 J. TORRES	22.112
12	40 R. RAMOS	22.183
13	60 M. VAN DER MARK	22.186
14	7 C. DAVIES	22.191
15	36 L. MERCADO	22.269
16	37 O. JEZEK	22.442
17	99 P. JACOBSEN	22.459
18	25 D. FALZON	22.461
19	68 Y. HERNANDEZ	23.521

**SEG. 2**

1	33 M. MELANDRI	26.167
2	66 T. SYKES	26.233
3	2 L. CAMIER	26.238
4	1 J. REA	26.243
5	22 A. LOWES	26.271
6	50 E. LAVERTY	26.304
7	54 T. RAZGATLIOGLU	26.327
8	81 J. TORRES	26.348
9	12 X. FORES	26.430
10	45 J. GAGNE	26.512
11	76 L. BAZ	26.517
12	36 L. MERCADO	26.575
13	40 R. RAMOS	26.584
14	37 O. JEZEK	26.715
15	60 M. VAN DER MARK	26.725
16	25 D. FALZON	26.990
17	99 P. JACOBSEN	27.013
18	7 C. DAVIES	27.840
19	68 Y. HERNANDEZ	27.933

**SEG. 3**

1	12 X. FORES	17.228
2	45 J. GAGNE	17.327
3	1 J. REA	17.392
4	66 T. SYKES	17.396
5	2 L. CAMIER	17.417
6	33 M. MELANDRI	17.423
7	54 T. RAZGATLIOGLU	17.434
8	22 A. LOWES	17.434
9	50 E. LAVERTY	17.483
10	81 J. TORRES	17.499
11	36 L. MERCADO	17.528
12	76 L. BAZ	17.553
13	40 R. RAMOS	17.585
14	37 O. JEZEK	17.745
15	99 P. JACOBSEN	17.813
16	60 M. VAN DER MARK	17.833
17	25 D. FALZON	17.983
18	7 C. DAVIES	18.349
19	68 Y. HERNANDEZ	18.366

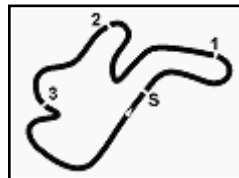
**SEG. 4**

1	33 M. MELANDRI	25.475
2	12 X. FORES	25.556
3	50 E. LAVERTY	25.588
4	54 T. RAZGATLIOGLU	25.594
5	1 J. REA	25.692
6	2 L. CAMIER	25.717
7	22 A. LOWES	25.782
8	66 T. SYKES	25.815
9	81 J. TORRES	25.842
10	45 J. GAGNE	25.860
11	76 L. BAZ	25.885
12	60 M. VAN DER MARK	25.917
13	40 R. RAMOS	25.996
14	36 L. MERCADO	26.027
15	37 O. JEZEK	26.071
16	7 C. DAVIES	26.163
17	25 D. FALZON	26.345
18	99 P. JACOBSEN	26.370
19	68 Y. HERNANDEZ	26.996

25/02/2018

These data/results cannot be reproduced, stored and/or transmitted in whole or in part by any manner of electronic, mechanical, photocopying, recording, broadcasting or otherwise now known or herein after developed without the previous express consent by the copyright owner, except for reproduction in daily press and regular printed publications on sale to the public within 60 days of the event related to those data/results and always provided that copyright symbol appears together as follows below.

© DORNA WSBK ORGANIZATION Srl 2018



Phillip Island 4.445 m

## Australian Round, 23-24-25 February 2018

### World Superbike - Ideal Times Warm Up

No.	Rider	Nat	Bike	Seg. 1	Seg. 2	Seg. 3	Seg. 4	Ideal Time			
				Diff. 1	Diff. 2	Diff. 3	Diff. 4	Best Lap	Pos.	Diff.	
1	<b>33 M. MELANDRI</b>	ITA	Ducati Panigale R	21.777	<b>26.167</b> 0.051	17.423 0.042	<b>25.475</b>	<b>1'30.842</b>	1'30.935	3	0.093
2	<b>12 X. FORES</b>	ESP	Ducati Panigale R	<b>21.712</b>	26.430 0.065	<b>17.228</b> 0.054	25.556	<b>1'30.926</b>	1'31.045	4	0.119
3	<b>2 L. CAMIER</b>	GBR	Honda CBR1000RR	21.772 0.019	26.238 0.056	17.417	25.717 0.015	<b>1'31.144</b>	1'31.234	7	0.090
4	<b>1 J. REA</b>	GBR	Kawasaki ZX-10RR	21.826	26.243	17.392	25.692	<b>1'31.153</b>	1'31.153	5	
5	<b>50 E. LAVERTY</b>	IRL	Aprilia RSV4 RF	21.806 0.035	26.304	17.483	25.588	<b>1'31.181</b>	1'31.216	6	0.035
6	<b>54 T. RAZGATLIOGLU</b>	TUR	Kawasaki ZX-10RR	21.887	26.327 0.080	17.434 0.019	25.594	<b>1'31.242</b>	1'31.341	8	0.099
7	<b>22 A. LOWES</b>	GBR	Yamaha YZF R1	21.911	26.271 0.001	17.434 0.031	25.782 0.145	<b>1'31.398</b>	1'31.575	10	0.177
8	<b>66 T. SYKES</b>	GBR	Kawasaki ZX-10RR	21.966 0.090	26.233	17.396	25.815 0.010	<b>1'31.410</b>	1'31.510	9	0.100
9	<b>45 J. GAGNE</b>	USA	Honda CBR1000RR	21.837 0.116	26.512	17.327 0.106	25.860 0.019	<b>1'31.536</b>	1'31.777	11	0.241
10	<b>81 J. TORRES</b>	ESP	MV Agusta 1000 F4	22.112 0.060	26.348 0.044	17.499 0.051	25.842	<b>1'31.801</b>	1'31.956	12	0.155
11	<b>76 L. BAZ</b>	FRA	BMW S 1000 RR	21.943	26.517 0.113	17.553 0.080	25.885	<b>1'31.898</b>	1'32.091	13	0.193
12	<b>40 R. RAMOS</b>	ESP	Kawasaki ZX-10RR	22.183 0.059	26.584 0.023	17.585 0.060	25.996 0.161	<b>1'32.348</b>	1'32.651	15	0.303
13	<b>36 L. MERCADO</b>	ARG	Kawasaki ZX-10RR	22.269 0.025	26.575 0.033	17.528	26.027	<b>1'32.399</b>	1'32.457	14	0.058
14	<b>37 O. JEZEK</b>	CZE	Yamaha YZF R1	22.442 0.014	26.715	17.745	26.071 0.067	<b>1'32.973</b>	1'33.054	16	0.081
15	<b>99 P. JACOBSEN</b>	USA	Honda CBR1000RR	22.459	27.013	17.813	26.370	<b>1'33.655</b>	1'33.655	17	
16	<b>25 D. FALZON</b>	AUS	Yamaha YZF R1	22.461 0.170	26.990 0.090	17.983	26.345	<b>1'33.779</b>	1'34.039	18	0.260
17	<b>68 Y. HERNANDEZ</b>	COL	Kawasaki ZX-10RR	23.521 0.168	27.933	18.366	26.996	<b>1'36.816</b>	1'36.984	19	0.168
<b>Overall Ideal Time</b>				21.712	26.167	17.228	25.475	<b>1'30.582</b>			

25/02/2018

These data/results cannot be reproduced, stored and/or transmitted in whole or in part by any manner of electronic, mechanical, photocopying, recording, broadcasting or otherwise now known or herein after developed without the previous express consent by the copyright owner, except for reproduction in daily press and regular printed publications on sale to the public within 60 days of the event related to those data/results and always provided that copyright symbol appears together as follows below.

© DORNA WSBK ORGANIZATION Srl 2018

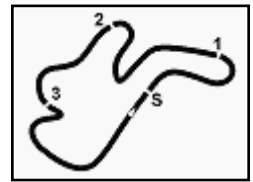
**PIRELLI PERUGIA TIMING**


Official Tyre Supplier



Official Timekeeper





Phillip Island 4.445 m

2 / 2

## Australian Round, 23-24-25 February 2018 World Superbike - Chronological Analysis Warm Up

3	22.868	36.818	18.413	26.973	1'45.072	288,0	10:36'04.368	2	22.062	26.370	17.543	25.764	1'31.739	299,2	10:33'18.666
4	22.772	27.194	18.105	26.499	1'34.570	286,5	10:37'38.938	3	21.926	26.546	17.520	25.762	1'31.754	300,8	10:34'50.420
5	22.790	27.251	18.148	26.672	1'34.861	282,7	10:39'13.799	4	22.001	26.338	17.649	4'10.585	5'16.573P	295,9	10:40'06.993
6	22.612	27.070	18.011	26.471	1'34.164	288,0	10:40'47.963	5	27.228	28.805	18.641	26.407	1'41.081P		10:41'48.074
7	22.684	27.170	18.137	26.683	1'34.674	286,5	10:42'22.637	6	21.850	26.321	17.504	25.609	1'31.284	301,7	10:43'19.358
8	<b>22.459</b>	<b>27.013</b>	<b>17.813</b>	26.370	<b>1'33.655</b>	289,5	10:43'56.292	7	21.841	<b>26.304</b>	<b>17.483</b>	25.588	<b>1'31.216</b>	302,5	10:44'50.574
9	22.630	27.409	18.371	27.460	1'35.870	<b>291,9</b>	10:45'32.126	8	<b>21.806</b>	26.392	17.671	26.045	1'31.914	<b>304,2</b>	10:46'22.488

11° 40 R. RAMOS (1'32.651)							
Lap	Seg.1	Seg.2	Seg.3	Seg.4	Lap Time	km/h	Local Time
10:30'21.200							
1	27.443	28.449	19.004	26.362	1'41.258P		10:32'02.458
2	22.503	27.391	18.072	26.054	1'34.020	287,2	10:33'36.478
3	22.284	26.989	17.785	26.211	1'33.269	<b>298,3</b>	10:35'09.747
4	22.363	26.723	17.622	26.492	1'33.200	289,5	10:36'42.947
5	22.256	<b>26.584</b>	<b>17.585</b>	1'22.978	2'29.403P	291,1	10:39'12.350
6	26.628	26.891	17.658	25.996	1'37.173P		10:40'49.523
7	22.242	26.607	17.645	26.157	<b>1'32.651</b>	291,9	10:42'22.174
8	22.200	26.801	17.604	26.077	1'32.682	289,5	10:43'54.856
9	<b>22.183</b>	26.855	17.650	31.682	1'38.370	290,3	10:45'33.226

16° 76 L. BAZ (1'32.091)							
Lap	Seg.1	Seg.2	Seg.3	Seg.4	Lap Time	km/h	Local Time
10:30'11.755							
1	29.909	28.514	18.373	27.032	1'43.828P		10:31'55.583
2	22.452	28.003	21.083	26.130	1'37.668	288,8	10:33'33.251
3	<b>21.943</b>	26.630	17.633	25.885	<b>1'32.091</b>	<b>298,3</b>	10:35'05.342
4	23.879	30.384	26.348	30.329	1'50.940	294,3	10:36'56.282
5	22.004	<b>26.517</b>	<b>17.553</b>	26.156	1'32.230	295,9	10:38'28.512
6	22.060	34.892	18.866	1'23.670	2'39.488P	295,9	10:41'08.000

12° 81 J. TORRES (1'31.956)							
Lap	Seg.1	Seg.2	Seg.3	Seg.4	Lap Time	km/h	Local Time
10:30'20.779							
1	27.537	29.114	18.475	26.492	1'41.618P		10:32'02.397
2	22.442	26.740	17.586	26.271	1'33.039	293,5	10:33'35.436
3	22.389	27.695	17.815	1'36.650	2'44.549P	<b>295,9</b>	10:36'19.985
4	27.747	27.941	17.833	26.223	1'39.744P		10:37'59.729
5	22.313	26.351	17.640	25.945	1'32.249	287,2	10:39'31.978
6	22.237	<b>26.348</b>	17.566	26.011	1'32.162	289,5	10:41'04.140
7	22.250	26.492	<b>17.499</b>	26.012	1'32.253	289,5	10:42'36.393
8	22.172	26.392	17.550	25.842	<b>1'31.956</b>	290,3	10:44'08.349
9	<b>22.112</b>	26.720	17.543	25.947	1'32.322	291,1	10:45'40.671

17° 60 M. VAN DER MARK							
Lap	Seg.1	Seg.2	Seg.3	Seg.4	Lap Time	km/h	Local Time
10:30'25.666							
1	<b>27.002</b>	<b>27.410</b>	17.952	<b>1'22.715</b>	2'35.079P		10:33'00.745
2	<b>28.840</b>	<b>26.725</b>	17.833	25.917	1'39.315P		10:34'40.060
3	22.325	37.641	20.686	<b>4'06.504</b>	5'27.156P	<b>289,5</b>	10:40'07.216
4	<b>27.210</b>	<b>27.634</b>	17.957	26.100	1'38.901P		10:41'46.117

18° 7 C. DAVIES							
Lap	Seg.1	Seg.2	Seg.3	Seg.4	Lap Time	km/h	Local Time
10:30'49.711							
1	<b>27.018</b>	<b>27.840</b>	18.354	26.163	1'39.375P		10:32'29.086
2	22.191	47.375	25.103	<b>7'23.320</b>	8'57.989P	<b>298,3</b>	10:41'27.075
3	<b>27.345</b>	<b>29.678</b>	18.349	<b>1'22.942</b>	2'38.314P		10:44'05.389
4	<b>27.738</b>	<b>37.751</b>	18.398	26.340	1'50.227P		10:45'55.616

13° 12 X. FORES (1'31.045)							
Lap	Seg.1	Seg.2	Seg.3	Seg.4	Lap Time	km/h	Local Time
10:31'04.549							
1	27.120	27.346	17.836	25.938	1'38.240P		10:32'42.789
2	21.942	26.748	17.406	25.670	1'31.766	297,5	10:34'14.555
3	21.900	26.585	17.327	26.991	1'32.803	299,2	10:35'47.358
4	21.903	26.483	<b>17.228</b>	25.716	1'31.330	294,3	10:37'18.688
5	21.836	26.752	17.502	1'24.525	2'30.615P	293,5	10:39'49.303
6	26.299	27.157	17.495	25.959	1'36.910P		10:41'26.213
7	21.846	<b>26.430</b>	17.350	25.707	1'31.333	295,9	10:42'57.546
8	<b>21.712</b>	26.495	17.282	25.556	<b>1'31.045</b>	<b>300,8</b>	10:44'28.591
9	21.757	26.835	17.405	25.771	1'31.768	300,0	10:46'00.359

19° 68 Y. HERNANDEZ (1'36.984)							
Lap	Seg.1	Seg.2	Seg.3	Seg.4	Lap Time	km/h	Local Time
10:30'46.656							
1	29.915	28.896	18.682	27.354	1'44.847P		10:32'31.503
2	23.689	<b>27.933</b>	<b>18.366</b>	26.996	<b>1'36.984</b>	<b>287,2</b>	10:34'08.487

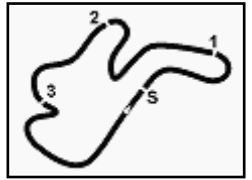
14° 33 M. MELANDRI (1'30.935)							
Lap	Seg.1	Seg.2	Seg.3	Seg.4	Lap Time	km/h	Local Time
10:30'56.196							
1	26.371	28.043	18.468	26.826	1'39.708P		10:32'35.904
2	22.331	26.900	18.460	27.095	1'34.786	300,0	10:34'10.690
3	22.031	29.021	18.368	27.600	1'37.020	301,7	10:35'47.710
4	22.029	26.451	<b>17.423</b>	1'19.792	2'25.695P	303,4	10:38'13.405
5	30.028	27.621	18.072	26.295	1'42.016P		10:39'55.421
6	22.037	26.316	17.482	28.785	1'34.620	297,5	10:41'30.041
7	21.910	<b>26.167</b>	17.480	25.501	1'31.058	300,0	10:43'01.099
8	<b>21.777</b>	26.218	17.465	25.475	<b>1'30.935</b>	<b>309,5</b>	10:44'32.034
9	23.808	28.005	18.036	26.220	1'36.069	301,7	10:46'08.103

15° 50 E. LAVERTY (1'31.216)							
Lap	Seg.1	Seg.2	Seg.3	Seg.4	Lap Time	km/h	Local Time
10:30'09.871							
1	26.149	27.046	17.830	26.031	1'37.056P		10:31'46.927

25/02/2018 P = Pits In/Out - C = Lap Time Cancelled

These data/results cannot be reproduced, stored and/or transmitted in whole or in part by any manner of electronic, mechanical, photocopying, recording, broadcasting or otherwise now known or herein after developed without the previous express consent by the copyright owner, except for reproduction in daily press and regular printed publications on sale to the public within 60 days of the event related to those data/results and always provided that copyright symbol appears together as follows below.

© DORNA WSBK ORGANIZATION Srl 2018




Phillip Island 4.445 m

**Australian Round, 23-24-25 February 2018**

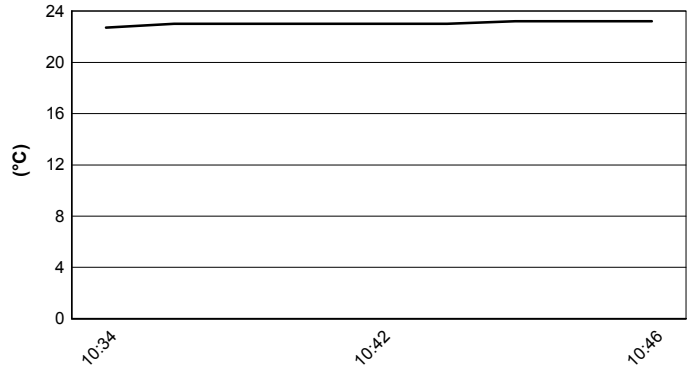
**World Superbike - Weather Report Warm Up**

Session started 10:30 - Session ended 10:47

### Air Temperature



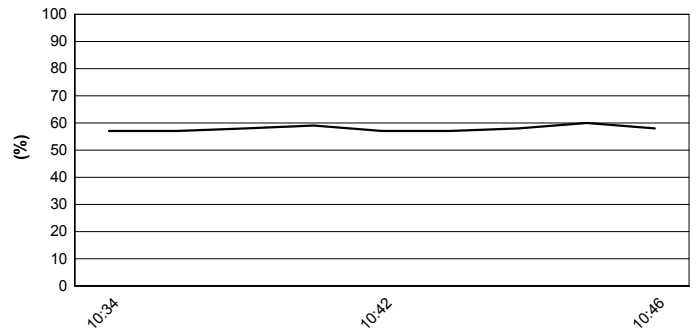
### Track Temperature



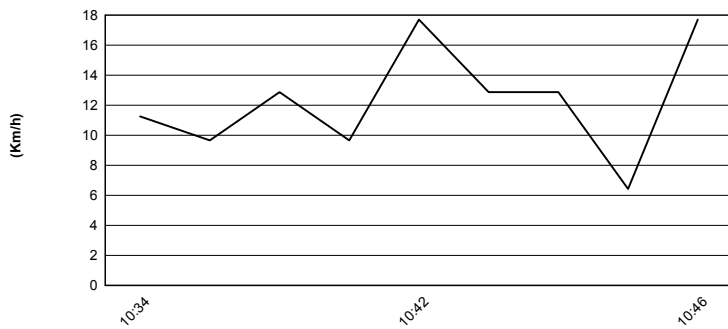
### Air Pressure



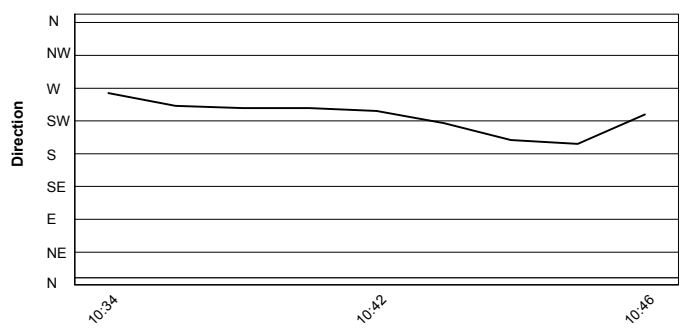
### Humidity



### Wind Speed



### Wind Direction



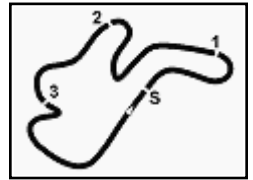
25/02/2018

These data/results cannot be reproduced, stored and/or transmitted in whole or in part by any manner of electronic, mechanical, photocopying, recording, broadcasting or otherwise now known or herein after developed without the previous express consent by the copyright owner, except for reproduction in daily press and regular printed publications on sale to the public within 60 days of the event related to those data/results and always provided that copyright symbol appears together as follows below.

© DORNA WSBK ORGANIZATION Srl 2018







Phillip Island 4.445 m

## Australian Round, 23-24-25 February 2018

### World Superbike - Starting Grid - Race 2

22 Laps x 4,445 km = 97,790 km

1	12 <b>FORES X.</b> Ducati	2	1 <b>REA J.</b> Kawasaki	3	22 <b>LOWES A.</b> Yamaha
2	2 <b>CAMIER L.</b> Honda	5	50 <b>LAVERTY E.</b> Aprilia	6	60 <b>VAN DER MARK M.</b> Yamaha
3	7 <b>DAVIES C.</b> Ducati	8	66 <b>SYKES T.</b> Kawasaki	9	33 <b>MELANDRI M.</b> Ducati
4	54 <b>RAZGATLIOGLU T.</b> Kawasaki	11	81 <b>TORRES J.</b> MV Agusta	12	45 <b>GAGNE J.</b> Honda
5	76 <b>BAZ L.</b> BMW	14	40 <b>RAMOS R.</b> Kawasaki	15	36 <b>MERCADO L.</b> Kawasaki
6	37 <b>JEZEK O.</b> Yamaha	17	25 <b>FALZON D.</b> Yamaha	18	99 <b>JACOBSEN P.</b> Honda

N.17 (Herfoss T.) will not take part in the race for technical reasons.  
 N.47 (Maxwell W.) will not take part in the race for technical reasons.  
 N.68 (Hernandez Y.) will not take part in the race. Declared unfit after WUP.

25/02/2018 Jury President .....

..... Race Director

These data/results cannot be reproduced, stored and/or transmitted in whole or in part by any manner of electronic, mechanical, photocopying, recording, broadcasting or otherwise now known or herein after developed without the previous express consent by the copyright owner, except for reproduction in daily press and regular printed publications on sale to the public within 60 days of the event related to those data/results and always provided that copyright symbol appears together as follows below.

© DORNA WSBK ORGANIZATION Srl 2018

**FICR PERUGIA TIMING**


Official Tyre Supplier



Official Timekeeper