

Australian Round, 23-24-25 February 2018

World Supersport - Results Race - Red Flag

Laps 3 = 13,335 Km - Time of Race 4'47.310 - Avg. 167,088 km/h

Pos	Race	Grid	No. Rider	Nat	Team	Bike	LL	Gap	Fastest Lap	Speed	Qualifying		Ranking		
											Time	Speed	R	Tot	Pos
1	1	144	L. MAHIAS	FRA	GRT Yamaha Official WorldSSP Team	Yamaha YZF R6	3		1'33.735	259,0	1'33.160	261,5			
2	5	64	F. CARICASULO	ITA	GRT Yamaha Official WorldSSP Team	Yamaha YZF R6	3	2.108	1'33.954	264,1	1'33.519	265,4			
3	2	54	K. SOFUOGLU	TUR	Kawasaki Puccetti Racing	Kawasaki ZX-6R	3	2.436	1'34.111	266,7	1'33.540	270,0			
4	4	81	L. STAPLEFORD	GBR	Profile Racing	Triumph Daytona 675	3	2.499	1'34.036	266,0	1'33.973	259,6			
5	6	21	R. KRUMMENACHER	SUI	BARDAHL Evan Bros. WorldSSP Team	Yamaha YZF R6	3	3.091	1'33.870	267,3	1'34.094	264,1			
6	12	16	J. CLUZEL	FRA	NRT	Yamaha YZF R6	3	3.092	1'33.849	276,2	1'34.333	269,3			
7	8	86	A. BADOVINI	ITA	MV Agusta Reparto Corse by Vamag	MV Agusta F3 675	3	4.075	1'34.096	262,8	1'34.438	266,0			
8	7	11	S. CORTESE	GER	Kallio Racing	Yamaha YZF R6	3	4.891	1'33.968	270,0	1'33.812	265,4			
9	9	111	K. SMITH	GBR	GEMAR Team Lorini	Honda CBR600RR	3	5.009	1'34.683	267,3	1'34.781	262,8			
10	15	66	N. TUULI	FIN	CIA Landlord Insurance Honda	Honda CBR600RR	3	5.429	1'34.792	268,0	1'34.997				
11	13	36	T. GRADINGER	AUT	NRT	Yamaha YZF R6	3	5.732	1'34.313	272,0	1'34.850				
12	11	3	R. DE ROSA	ITA	MV Agusta Reparto Corse by Vamag	MV Agusta F3 675	3	6.284	1'33.925	268,7	1'34.329	262,1			
13	14	84	L. CRESSON	BEL	Kallio Racing	Yamaha YZF R6	3	6.916	1'34.805	272,0	1'34.973				
14	17	7	T. TOPARIS	AUS	Cube Racing	Kawasaki ZX-6R	3	7.781	1'35.097	265,4	1'35.417				
15	16	94	M. DI MEGLIO	FRA	GMT94 Yamaha	Yamaha YZF R6	3	7.981	1'34.950	264,7	1'35.172				
16	22	83	L. EPIS	AUS	Team GoEleven Kawasaki	Kawasaki ZX-6R	3	11.129	1'36.426	266,7	1'36.166				
17	21	10	N. CALERO	ESP	Orelac Racing VerdNatura	Kawasaki ZX-6R	3	11.540	1'35.947	269,3	1'36.107				
18	19	74	J. VAN SIKKELERUS	NED	GEMAR Team Lorini	Honda CBR600RR	3	11.873	1'35.956	262,8	1'35.498				
19	10	78	H. OKUBO	JPN	Kawasaki Puccetti Racing	Kawasaki ZX-6R	3	58.045	1'38.479	256,5	1'35.318	268,0			
20	20	38	H. SOOMER	EST	Racedays	Honda CBR600RR	2	1 Lap	1'36.935	268,7	1'35.615				
21	18	65	M. CANDUCCI	ITA	Team GoEleven Kawasaki	Kawasaki ZX-6R	2	1 Lap	1'36.545	272,7	1'35.456				
22	3	13	A. WEST	AUS	EAB antwest Racing	Kawasaki ZX-6R	0				1'33.843	262,1			

AIR	Humidity:	57%	Temp:	19°C
TRACK	Condition:	Dry	Temp:	28°C

Records	Pole (QP2)	2013	S.Lowes	1'32.545	172,91 Km/h
	Race (RC)	2013	K.Sofuoglu	1'33.283	171,54 Km/h
	Circuit (QP1)	2013	S.Lowes	1'32.545	172,91 Km/h
Race Fastest Lap	Lap 2		L.Mahias	1'33.735	170,72 Km/h

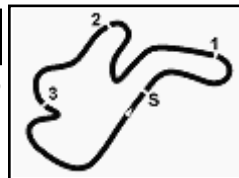
LAP LEADERS					
No.	Rider	From	To	Laps	Total
144	L. MAHIAS	1	3	3	0

Start 13:31 End 13:37 The results are provisional until the end of the time limit for protests and appeals and the completion of the technical checks.

25/02/2018
These data/results cannot be reproduced, stored and/or transmitted in whole or in part by any manner of electronic, mechanical, photocopying, recording, broadcasting or otherwise now known or herein after developed without the previous express consent by the copyright owner, except for reproduction in daily press and regular printed publications on sale to the public within 60 days of the event related to those data/results and always provided that copyright symbol appears together as follows below.

© DORNA WSBK ORGANIZATION Srl 2018





Australian Round, 23-24-25 February 2018

World Supersport - Results Race - Red Flag

Race Highlights

Time	No. Rider	Description
13.28.10		Warm-up Lap Start
13.29.14	7 Toparis	Will start from last position
13.29.33		WorldSSP Pit Intervention Time: 1min 18secs
13.31.16		Start
13.31.43	78 Okubo	Crashed - Turn 2
13.32.08	78 Okubo	Re-joined
13.32.25	13 West	Technical Problem - Turn 3
13.32.33		No Jump Start
13.34.38	13 West	Out
13.36.08	38 Soomer	Crashed
13.36.09	65 Canducci	Crashed
13.36.26	38 Soomer	Crashed - Turn 11
13.36.27	65 Canducci	Crashed - Turn 11
13.36.28		RED FLAG
13.37.41		End Of Session

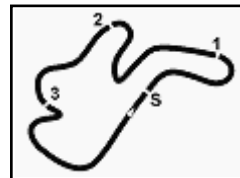
Start End The results are provisional until the end of the time limit for protests and appeals and the completion of the technical checks.

25/02/2018 13:31 13:37

These data/results cannot be reproduced, stored and/or transmitted in whole or in part by any manner of electronic, mechanical, photocopying, recording, broadcasting or otherwise now known or herein after developed without the previous express consent by the copyright owner, except for reproduction in daily press and regular printed publications on sale to the public within 60 days of the event related to those data/results and always provided that copyright symbol appears together as follows below.

© DORNA WSBK ORGANIZATION Srl 2018





Phillip Island 4.445 m

1 / 2

Australian Round, 23-24-25 February 2018
World Supersport - Lap Chart Race - Red Flag

	Lap		
	1	2	3
1	144	144	144
2	54	54	64
3	64	64	54
4	81	81	81
5	21	21	21
6	16	16	16
7	111	86	86
8	86	111	11
9	66	11	111
10	11	66	66
11	7	36	36
12	36	84	3
13	84	3	84
14	38	7	7
15	94	94	94
16	83	38	83
17	3	83	10
18	65	74	74
19	74	10	78
20	10	65	
21	78	78	

Final Result		
1	144 L. MAHIAS	Laps 3
2	64 F. CARICASULO	2.108
3	54 K. SOFUOGLU	2.436
4	81 L. STAPLEFORD	2.499
5	21 R. KRUMMENACHER	3.091
6	16 J. CLUZEL	3.092
7	86 A. BADOVINI	4.075
8	11 S. CORTESE	4.891
9	111 K. SMITH	5.009
10	66 N. TUULI	5.429
11	36 T. GRADINGER	5.732
12	3 R. DE ROSA	6.284
13	84 L. CRESSON	6.916
14	7 T. TOPARIS	7.781
15	94 M. DI MEGLIO	7.981
16	83 L. EPIS	11.129
17	10 N. CALERO	11.540
18	74 J. VAN SIKKELERUS	11.873
19	78 H. OKUBO	58.045
20	38 H. SOOMER	1 Lap
21	65 M. CANDUCCI	1 Lap
22	13 A. WEST	

25/02/2018

These data/results cannot be reproduced, stored and/or transmitted in whole or in part by any manner of electronic, mechanical, photocopying, recording, broadcasting or otherwise now known or herein after developed without the previous express consent by the copyright owner, except for reproduction in daily press and regular printed publications on sale to the public within 60 days of the event related to those data/results and always provided that copyright symbol appears together as follows below.

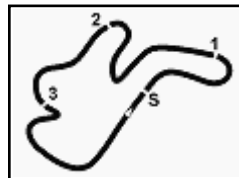
© DORNA WSBK ORGANIZATION Srl 2018

PIRELLI PERUGIA TIMING


Official Tyre Supplier



Official Timekeeper



Phillip Island 4.445 m

Australian Round, 23-24-25 February 2018

World Supersport - Lap Chart Race - Red Flag

Lap 1

1	144	L.Mahias	
2	54	K.Sofuoglu	0.713
3	64	F.Caricasulo	0.905
4	81	L.Stapleford	1.906
5	21	R.Krummenacher	2.488
6	16	J.Cluzel	2.667
7	111	K.Smith	2.695
8	86	A.Badovini	2.736
9	66	N.Tuuli	3.323
10	11	S.Cortese	4.186
11	7	T.Toparis	4.193
12	36	T.Gradinger	4.333
13	84	L.Cresson	4.685
14	38	H.Soomer	4.702
15	94	M.Di Meglio	5.487
16	83	L.Epis	5.510
17	3	R.De Rosa	5.545
18	65	M.Canducci	5.930
19	74	J.van Sikkelerus	6.371
20	10	N.Calero	6.394
21	78	H.Okubo	48.258

Lap 2

1	144	L.Mahias	
2	54	K.Sofuoglu	1.089
3	64	F.Caricasulo	1.124
4	81	L.Stapleford	2.207
5	21	R.Krummenacher	2.623
6	16	J.Cluzel	2.781
7	86	A.Badovini	3.791
8	111	K.Smith	4.138
9	11	S.Cortese	4.419
10	66	N.Tuuli	4.449
11	36	T.Gradinger	5.231
12	84	L.Cresson	5.923
13	3	R.De Rosa	6.171
14	7	T.Toparis	6.496
15	94	M.Di Meglio	6.702
16	38	H.Soomer	7.902
17	83	L.Epis	8.201
18	74	J.van Sikkelerus	8.592
19	10	N.Calero	8.606
20	65	M.Canducci	8.740
21	78	H.Okubo	53.002

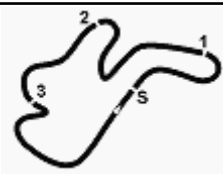
Lap 3

1	144	L.Mahias	
2	64	F.Caricasulo	2.108
3	54	K.Sofuoglu	2.436
4	81	L.Stapleford	2.499
5	21	R.Krummenacher	3.091
6	16	J.Cluzel	3.092
7	86	A.Badovini	4.075
8	11	S.Cortese	4.891
9	111	K.Smith	5.009
10	66	N.Tuuli	5.429
11	36	T.Gradinger	5.732
12	3	R.De Rosa	6.284
13	84	L.Cresson	6.916
14	7	T.Toparis	7.781
15	94	M.Di Meglio	7.981
16	83	L.Epis	11.129
17	10	N.Calero	11.540
18	74	J.van Sikkelerus	11.873
19	78	H.Okubo	58.045

25/02/2018

These data/results cannot be reproduced, stored and/or transmitted in whole or in part by any manner of electronic, mechanical, photocopying, recording, broadcasting or otherwise now known or herein after developed without the previous express consent by the copyright owner, except for reproduction in daily press and regular printed publications on sale to the public within 60 days of the event related to those data/results and always provided that copyright symbol appears together as follows below.

© DORNA WSBK ORGANIZATION Srl 2018



Phillip Island 4.445 m

Australian Round, 23-24-25 February 2018

World Supersport - Best Sector & Speed Race - Red Flag

RESULTS

Pos	Rank	Name	Motorcycle	Laps
1	144	L. MAHIAS	Yamaha YZF R6	3
2	64	F. CARICASULO	Yamaha YZF R6	2.108
3	54	K. SOFUOGLU	Kawasaki ZX-6R	2.436
4	81	L. STAPLEFORD	Triumph Daytona 675	2.499
5	21	R. KRUMMENACHER	Yamaha YZF R6	3.091
6	16	J. CLUZEL	Yamaha YZF R6	3.092
7	86	A. BADOVINI	MV Agusta F3 675	4.075
8	11	S. CORTESE	Yamaha YZF R6	4.891
9	111	K. SMITH	Honda CBR600RR	5.009
10	66	N. TUULI	Honda CBR600RR	5.429
11	36	T. GRADINGER	Yamaha YZF R6	5.732
12	3	R. DE ROSA	MV Agusta F3 675	6.284
13	84	L. CRESSON	Yamaha YZF R6	6.916
14	7	T. TOPARIS	Kawasaki ZX-6R	7.781
15	94	M. DI MEGLIO	Yamaha YZF R6	7.981
16	83	L. EPIS	Kawasaki ZX-6R	11.129
17	10	N. CALERO	Kawasaki ZX-6R	11.540
18	74	J. VAN SIKKELERUS	Honda CBR600RR	11.873
19	78	H. OKUBO	Kawasaki ZX-6R	58.045
20	38	H. SOOMER	Honda CBR600RR	1 Lap
21	65	M. CANDUCCI	Kawasaki ZX-6R	1 Lap
22	13	A. WEST	Kawasaki ZX-6R	

SPEED

Pos	Rank	Name	Motorcycle	Time
1	16	J. CLUZEL	Yamaha YZF R6	276,2
2	65	M. CANDUCCI	Kawasaki ZX-6R	272,7
3	36	T. GRADINGER	Yamaha YZF R6	272,0
4	84	L. CRESSON	Yamaha YZF R6	272,0
5	11	S. CORTESE	Yamaha YZF R6	270,0
6	10	N. CALERO	Kawasaki ZX-6R	269,3
7	38	H. SOOMER	Honda CBR600RR	268,7
8	3	R. DE ROSA	MV Agusta F3 675	268,7
9	66	N. TUULI	Honda CBR600RR	268,0
10	111	K. SMITH	Honda CBR600RR	267,3
11	21	R. KRUMMENACHER	Yamaha YZF R6	267,3
12	54	K. SOFUOGLU	Kawasaki ZX-6R	266,7
13	83	L. EPIS	Kawasaki ZX-6R	266,7
14	81	L. STAPLEFORD	Triumph Daytona 675	266,0
15	7	T. TOPARIS	Kawasaki ZX-6R	265,4
16	94	M. DI MEGLIO	Yamaha YZF R6	264,7
17	64	F. CARICASULO	Yamaha YZF R6	264,1
18	86	A. BADOVINI	MV Agusta F3 675	262,8
19	74	J. VAN SIKKELERUS	Honda CBR600RR	262,8
20	144	L. MAHIAS	Yamaha YZF R6	259,0
21	78	H. OKUBO	Kawasaki ZX-6R	256,5

SEG. 1

1	11	S. CORTESE	22.392
2	16	J. CLUZEL	22.412
3	81	L. STAPLEFORD	22.488
4	21	R. KRUMMENACHER	22.493
5	3	R. DE ROSA	22.497
6	66	N. TUULI	22.537
7	144	L. MAHIAS	22.591
8	111	K. SMITH	22.612
9	54	K. SOFUOGLU	22.613
10	36	T. GRADINGER	22.618
11	64	F. CARICASULO	22.659
12	86	A. BADOVINI	22.689
13	7	T. TOPARIS	22.704
14	84	L. CRESSON	22.737
15	94	M. DI MEGLIO	22.761
16	10	N. CALERO	22.858
17	65	M. CANDUCCI	22.875
18	74	J. VAN SIKKELERUS	22.973
19	83	L. EPIS	23.231
20	38	H. SOOMER	23.244
21	78	H. OKUBO	23.589
22	13	A. WEST	32.917

SEG. 2

1	144	L. MAHIAS	27.055
2	3	R. DE ROSA	27.144
3	86	A. BADOVINI	27.158
4	54	K. SOFUOGLU	27.222
5	64	F. CARICASULO	27.222
6	21	R. KRUMMENACHER	27.225
7	81	L. STAPLEFORD	27.247
8	16	J. CLUZEL	27.318
9	111	K. SMITH	27.337
10	11	S. CORTESE	27.363
11	36	T. GRADINGER	27.401
12	66	N. TUULI	27.518
13	84	L. CRESSON	27.521
14	65	M. CANDUCCI	27.618
15	74	J. VAN SIKKELERUS	27.628
16	94	M. DI MEGLIO	27.629
17	38	H. SOOMER	27.749
18	7	T. TOPARIS	27.790
19	83	L. EPIS	28.025
20	10	N. CALERO	28.026
21	78	H. OKUBO	28.448

SEG. 3

1	54	K. SOFUOGLU	17.692
2	81	L. STAPLEFORD	17.713
3	86	A. BADOVINI	17.735
4	21	R. KRUMMENACHER	17.745
5	11	S. CORTESE	17.771
6	16	J. CLUZEL	17.777
7	64	F. CARICASULO	17.784
8	144	L. MAHIAS	17.790
9	3	R. DE ROSA	17.803
10	94	M. DI MEGLIO	17.843
11	84	L. CRESSON	17.872
12	111	K. SMITH	17.885
13	7	T. TOPARIS	17.906
14	66	N. TUULI	17.907
15	36	T. GRADINGER	17.945
16	65	M. CANDUCCI	17.970
17	10	N. CALERO	17.971
18	74	J. VAN SIKKELERUS	18.050
19	38	H. SOOMER	18.056
20	83	L. EPIS	18.112
21	78	H. OKUBO	18.536

SEG. 4

1	64	F. CARICASULO	26.100
2	11	S. CORTESE	26.252
3	144	L. MAHIAS	26.264
4	36	T. GRADINGER	26.285
5	81	L. STAPLEFORD	26.312
6	16	J. CLUZEL	26.342
7	3	R. DE ROSA	26.375
8	21	R. KRUMMENACHER	26.402
9	86	A. BADOVINI	26.418
10	84	L. CRESSON	26.482
11	54	K. SOFUOGLU	26.498
12	66	N. TUULI	26.535
13	94	M. DI MEGLIO	26.581
14	7	T. TOPARIS	26.640
15	38	H. SOOMER	26.647
16	111	K. SMITH	26.774
17	65	M. CANDUCCI	26.796
18	10	N. CALERO	26.878
19	83	L. EPIS	26.932
20	74	J. VAN SIKKELERUS	27.002
21	78	H. OKUBO	27.406

25/02/2018

These data/results cannot be reproduced, stored and/or transmitted in whole or in part by any manner of electronic, mechanical, photocopying, recording, broadcasting or otherwise now known or herein after developed without the previous express consent by the copyright owner, except for reproduction in daily press and regular printed publications on sale to the public within 60 days of the event related to those data/results and always provided that copyright symbol appears together as follows below.

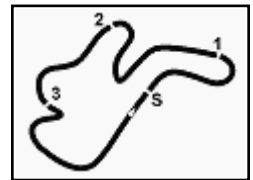
© DORNA WSBK ORGANIZATION Srl 2018

FICR PERUGIA TIMING


Official Tyre Supplier



Official Timekeeper



Phillip Island 4.445 m

Australian Round, 23-24-25 February 2018

World Supersport - Chronological Analysis Race - Red Flag

Start at 13:31'01.759

1° 144 L. MAHIAS (1'33.735)

Lap	Seg.1	Seg.2	Seg.3	Seg.4	Lap Time	km/h	Local Time
1		27.202	17.814	26.395	1'39.763		13:32'41.522
2	22.591	27.055	17.825	26.264	1'33.735	259,0	13:34'15.257
3	22.593	27.113	17.790	26.316	1'33.812	257,1	13:35'49.069

2° 64 F. CARICASULO (1'33.954)

Lap	Seg.1	Seg.2	Seg.3	Seg.4	Lap Time	km/h	Local Time
1		27.338	17.784	26.100	1'40.668		13:32'42.427
2	22.753	27.222	17.794	26.185	1'33.954	264,1	13:34'16.381
3	22.716	27.707	18.055	26.318	1'34.796	260,2	13:35'51.177

3° 54 K. SOFUOGLU (1'34.111)

Lap	Seg.1	Seg.2	Seg.3	Seg.4	Lap Time	km/h	Local Time
1		27.222	17.776	26.498	1'40.476		13:32'42.235
2	22.613	27.265	17.692	26.541	1'34.111	258,4	13:34'16.346
3	22.967	27.671	18.014	26.507	1'35.159	260,2	13:35'51.505

4° 81 L. STAPLEFORD (1'34.036)

Lap	Seg.1	Seg.2	Seg.3	Seg.4	Lap Time	km/h	Local Time
1		27.342	17.720	26.883	1'41.669		13:32'43.428
2	22.671	27.340	17.713	26.312	1'34.036	257,1	13:34'17.464
3	22.488	27.247	17.950	26.419	1'34.104	258,4	13:35'51.568

5° 21 R. KRUMMENACHER (1'33.870)

Lap	Seg.1	Seg.2	Seg.3	Seg.4	Lap Time	km/h	Local Time
1		27.543	17.882	26.553	1'42.251		13:32'44.010
2	22.493	27.230	17.745	26.402	1'33.870	266,0	13:34'17.880
3	22.526	27.225	17.966	26.563	1'34.280	267,3	13:35'52.160

6° 16 J. CLUZEL (1'33.849)

Lap	Seg.1	Seg.2	Seg.3	Seg.4	Lap Time	km/h	Local Time
1		27.528	17.985	26.505	1'42.430		13:32'44.189
2	22.412	27.318	17.777	26.342	1'33.849	275,5	13:34'18.038
3	22.480	27.338	17.886	26.419	1'34.123	276,2	13:35'52.161

7° 86 A. BADOVINI (1'34.096)

Lap	Seg.1	Seg.2	Seg.3	Seg.4	Lap Time	km/h	Local Time
1		27.679	17.997	26.418	1'42.499		13:32'44.258
2	22.689	27.669	17.899	26.533	1'34.790	262,8	13:34'19.048
3	22.732	27.158	17.735	26.471	1'34.096	261,5	13:35'53.144

8° 11 S. CORTESE (1'33.968)

Lap	Seg.1	Seg.2	Seg.3	Seg.4	Lap Time	km/h	Local Time
1		28.379	18.129	26.500	1'43.949		13:32'45.708
2	22.392	27.363	17.961	26.252	1'33.968	270,0	13:34'19.676
3	22.581	27.488	17.771	26.444	1'34.284	270,0	13:35'53.960

9° 111 K. SMITH (1'34.683)

Lap	Seg.1	Seg.2	Seg.3	Seg.4	Lap Time	km/h	Local Time
1		27.637	18.027	26.888	1'42.458		13:32'44.217
2	22.612	27.685	17.892	26.989	1'35.178	266,0	13:34'19.395
3	22.687	27.337	17.885	26.774	1'34.683	262,8	13:35'54.078

10° 66 N. TUULI (1'34.792)

Lap	Seg.1	Seg.2	Seg.3	Seg.4	Lap Time	km/h	Local Time
1		27.718	17.936	26.535	1'43.086		13:32'44.845
2	22.537	27.662	18.077	26.585	1'34.861	268,0	13:34'19.706
3	22.792	27.518	17.907	26.575	1'34.792	265,4	13:35'54.498

11° 36 T. GRADINGER (1'34.313)

Lap	Seg.1	Seg.2	Seg.3	Seg.4	Lap Time	km/h	Local Time
1		28.469	18.122	26.731	1'44.096		13:32'45.855

2	22.768	27.401	18.060	26.404	1'34.633	272,0	13:34'20.488
3	22.618	27.465	17.945	26.285	1'34.313	270,0	13:35'54.801

12° 3 R. DE ROSA (1'33.925)

Lap	Seg.1	Seg.2	Seg.3	Seg.4	Lap Time	km/h	Local Time
1		28.777	18.171	26.443	1'45.308		13:32'47.067
2	22.497	27.555	17.852	26.457	1'34.361	268,7	13:34'21.428
3	22.603	27.144	17.803	26.375	1'33.925	266,7	13:35'55.353

13° 84 L. CRESSON (1'34.805)

Lap	Seg.1	Seg.2	Seg.3	Seg.4	Lap Time	km/h	Local Time
1		28.640	18.165	26.482	1'44.448		13:32'46.207
2	22.821	27.627	17.872	26.653	1'34.973	272,0	13:34'21.180
3	22.737	27.521	17.888	26.659	1'34.805	266,7	13:35'55.985

14° 7 T. TOPARIS (1'35.097)

Lap	Seg.1	Seg.2	Seg.3	Seg.4	Lap Time	km/h	Local Time
1		28.097	17.906	27.131	1'43.956		13:32'45.715
2	23.147	28.080	17.928	26.883	1'36.038	263,4	13:34'21.753
3	22.704	27.790	17.963	26.640	1'35.097	265,4	13:35'56.850

15° 94 M. DI MEGLIO (1'34.950)

Lap	Seg.1	Seg.2	Seg.3	Seg.4	Lap Time	km/h	Local Time
1		28.827	18.157	26.794	1'45.250		13:32'47.009
2	22.897	27.629	17.843	26.581	1'34.950	264,7	13:34'21.959
3	22.761	27.754	17.959	26.617	1'35.091	264,7	13:35'57.050

16° 83 L. EPIS (1'36.426)

Lap	Seg.1	Seg.2	Seg.3	Seg.4	Lap Time	km/h	Local Time
1		28.780	18.185	26.965	1'45.273		13:32'47.032
2	23.316	28.066	18.112	26.932	1'36.426	266,7	13:34'23.458
3	23.231	28.025	18.142	27.342	1'36.740	262,1	13:36'00.198

17° 10 N. CALERO (1'35.947)

Lap	Seg.1	Seg.2	Seg.3	Seg.4	Lap Time	km/h	Local Time
1		29.008	18.469	26.878	1'46.157		13:32'47.916
2	22.858	28.026	18.108	26.955	1'35.947	269,3	13:34'23.863
3	23.136	28.240	17.971	27.399	1'36.746	263,4	13:36'00.609

18° 74 J. VAN SIKKELERUS (1'35.956)

Lap	Seg.1	Seg.2	Seg.3	Seg.4	Lap Time	km/h	Local Time
1		28.963	18.517	27.002	1'46.134		13:32'47.893
2	23.069	27.628	18.128	27.131	1'35.956	262,8	13:34'23.849
3	23.345	27.924	18.050	27.774	1'37.093	251,2	13:36'00.942

19° 78 H. OKUBO (1'38.479)

Lap	Seg.1	Seg.2	Seg.3	Seg.4	Lap Time	km/h	Local Time
1		31.371	18.931	27.982	2'28.021		13:33'29.780
2	24.065	28.448	18.560	27.406	1'38.479	255,9	13:35'08.259
3	23.589	28.624	18.536	28.106	1'38.855	256,5	13:36'47.114

20° 38 H. SOOMER (1'36.935)

Lap	Seg.1	Seg.2	Seg.3	Seg.4	Lap Time	km/h	Local Time
1		28.597	18.144	26.647	1'44.465		13:32'46.224
2	23.244	28.720	18.091	26.880	1'36.935	268,7	13:34'23.159

21° 65 M. CANDUCCI (1'36.545)

Lap	Seg.1	Seg.2	Seg.3	Seg.4	Lap Time	km/h	Local Time
1		29.167	18.297	26.957	1'45.693		13:32'47.452
2	23.209	28.269	18.271	26.796	1'36.545	268,7	13:34'23.997

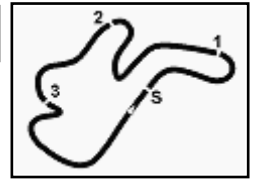
25/02/2018

P = Pits In/Out - C = Lap Time Cancelled

These data/results cannot be reproduced, stored and/or transmitted in whole or in part by any manner of electronic, mechanical, photocopying, recording, broadcasting or otherwise now known or herein after developed without the previous express consent by the copyright owner, except for reproduction in daily press and regular printed publications on sale to the public within 60 days of the event related to those data/results and always provided that copyright symbol appears together as follows below.

© DORNA WSBK ORGANIZATION Srl 2018






Phillip Island 4.445 m

Australian Round, 23-24-25 February 2018
World Supersport - Weather Report Race - Red Flag
 Session started 13:31 - Session ended 13:37


Air Temperature




Track Temperature



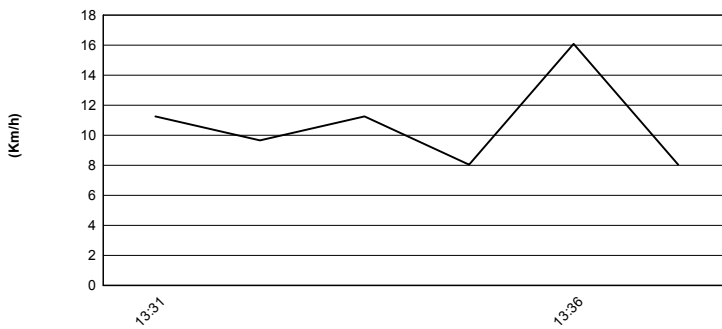
Air Pressure



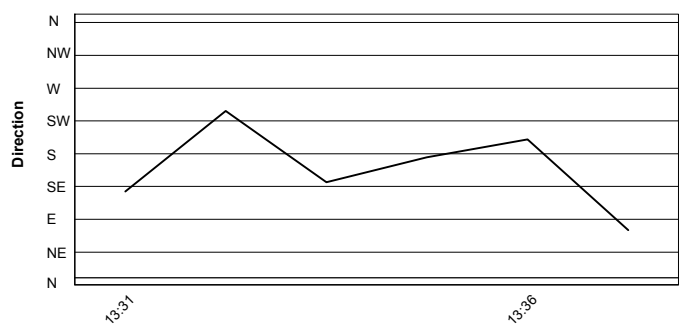
Humidity



Wind Speed



Wind Direction



25/02/2018

These data/results cannot be reproduced, stored and/or transmitted in whole or in part by any manner of electronic, mechanical, photocopying, recording, broadcasting or otherwise now known or herein after developed without the previous express consent by the copyright owner, except for reproduction in daily press and regular printed publications on sale to the public within 60 days of the event related to those data/results and always provided that copyright symbol appears together as follows below.

© DORNA WSBK ORGANIZATION Srl 2018

