

Phillip Island 4.445 m

## Australian Round, 23-24-25 February 2018

### World Supersport - Biographical Entry List

| No. | Rider (Abbreviation) |                                    |                  | Nat               | Bike<br>Team | Wins<br>2018   | Podiums<br>2018 | Pole<br>2018 | Races<br>2018 | Tyres   |         |
|-----|----------------------|------------------------------------|------------------|-------------------|--------------|--|-----------------|--------------|---------------|---------|---------|
|     | Age                  | Date of Birth                      | Place of Birth   |                   |              |  |                 |              |               |         |         |
| 1   | 3                    | <b>DE ROSA Raffaele</b> (DeR)      | 30<br>25/03/1987 | Napoli            | ITA          | MV Agusta F3 675<br>MV Agusta Reparto Corse by Vomag |                 | 1            | 28            | Pirelli |         |
| 2*  | 7                    | <b>TOPARIS Tom</b> (Top)           | 17<br>17/05/2000 | Goulburn          | AUS          | Kawasaki ZX-6R<br>Cube Racing                        |                 |              |               | Pirelli |         |
| 3   | 10                   | <b>CALERO Nacho</b> (Cal)          | 26<br>05/07/1991 | Valencia          | ESP          | Kawasaki ZX-6R<br>Orelac Racing VerdNatura           |                 |              | 57            | Pirelli |         |
| 4   | 11                   | <b>CORTESE Sandro</b> (Cor)        | 28<br>06/01/1990 | Ochsenhausen      | GER          | Yamaha YZF R6<br>Kallio Racing                       |                 |              |               | Pirelli |         |
| 5   | 13                   | <b>WEST Anthony</b> (Wes)          | 36<br>17/07/1981 | Maryborough       | AUS          | Kawasaki ZX-6R<br>EAB antwest Racing                 | 2               | 9            | 26            | Pirelli |         |
| 6   | 16                   | <b>CLUZEL Jules</b> (Clu)          | 29<br>12/10/1988 | Montlucon         | FRA          | Yamaha YZF R6<br>NRT                                 | 12              | 33           | 19            | 57      | Pirelli |
| 7   | 21                   | <b>KRUMMENACHER Randy</b> (Kru)    | 27<br>24/02/1990 | Zurich            | SUI          | Yamaha YZF R6<br>BARDAHL Evan Bros. WorldSSP Team    | 1               | 3            | 1             | 12      | Pirelli |
| 8   | 35                   | <b>HILL Stefan</b> (Hil)           | 20<br>23/02/1998 | Coventry          | GBR          | Triumph Daytona 675<br>Profile Racing                |                 |              | 22            | Pirelli |         |
| 9   | 36                   | <b>GRADINGER Thomas</b> (Gra)      | 21<br>11/08/1996 | St. Marienkirchen | AUT          | Yamaha YZF R6<br>NRT                                 |                 |              | 1             | Pirelli |         |
| 10  | 38                   | <b>SOOMER Hannes</b> (Soo)         | 20<br>17/02/1998 | Tallinn           | EST          | Honda CBR600RR<br>Racedays                           |                 |              | 13            | Pirelli |         |
| 11  | 54                   | <b>SOFUOGLU Kenan</b> (Sof)        | 33<br>25/08/1984 | Adapazari         | TUR          | Kawasaki ZX-6R<br>Kawasaki Puccetti Racing           | 43              | 85           | 34            | 124     | Pirelli |
| 12  | 64                   | <b>CARICASULO Federico</b> (Car)   | 21<br>06/04/1996 | Ravenna           | ITA          | Yamaha YZF R6<br>GRT Yamaha Official WorldSSP Team   | 2               | 5            | 2             | 24      | Pirelli |
| 13  | 65                   | <b>CANDUCCI Michael</b> (Can)      | 20<br>28/06/1997 | Ravenna           | ITA          | Kawasaki ZX-6R<br>Team GoEleven Kawasaki             |                 |              | 16            | Pirelli |         |
| 14  | 66                   | <b>TUULI Niki</b> (Tuu)            | 22<br>26/11/1995 | Myrskylä          | FIN          | Honda CBR600RR<br>CIA Landlord Insurance Honda       | 1               | 5            | 1             | 16      | Pirelli |
| 15  | 74                   | <b>VAN SIKKELERUS Jaimie</b> (van) | 20<br>25/05/1997 | Curacao           | NED          | Honda CBR600RR<br>GEMAR Team Lorini                  |                 |              | 11            | Pirelli |         |
| 16  | 78                   | <b>OKUBO Hikari</b> (Oku)          | 24<br>11/08/1993 | Kodaira           | JPN          | Kawasaki ZX-6R<br>Kawasaki Puccetti Racing           |                 |              | 23            | Pirelli |         |
| 17  | 81                   | <b>STAPLEFORD Luke</b> (Sta)       | 26<br>11/07/1991 | Leicester         | GBR          | Triumph Daytona 675<br>Profile Racing                |                 |              | 1             | 25      | Pirelli |
| 18  | 83                   | <b>EPIS Lachlan</b> (Epi)          | 18<br>22/12/1999 | Blacktown         | AUS          | Kawasaki ZX-6R<br>Team GoEleven Kawasaki             |                 |              | 23            | Pirelli |         |
| 19  | 84                   | <b>CRESSON Loris</b> (Cre)         | 19<br>14/08/1998 | Braine L'Alleud   | BEL          | Yamaha YZF R6<br>Kallio Racing                       |                 |              | 7             | Pirelli |         |
| 20  | 86                   | <b>BADOVINI Ayrton</b> (Bad)       | 31<br>31/05/1986 | Biella            | ITA          | MV Agusta F3 675<br>MV Agusta Reparto Corse by Vomag | 1               | 2            | 9             | Pirelli |         |
| 21  | 94                   | <b>DI MEGLIO Mike</b> (DIM)        | 30<br>17/02/1988 |                   | FRA          | Yamaha YZF R6<br>GMT94 Yamaha                        |                 |              |               | Pirelli |         |
| 22  | 111                  | <b>SMITH Kyle</b> (Smi)            | 26<br>16/09/1991 | Hudersfield       | GBR          | Honda CBR600RR<br>GEMAR Team Lorini                  | 3               | 6            | 36            | Pirelli |         |
| 23  | 144                  | <b>MAHIAS Lucas</b> (Mah)          | 28<br>14/04/1989 | Mont de Marsan    | FRA          | Yamaha YZF R6<br>GRT Yamaha Official WorldSSP Team   | 2               | 9            | 1             | 23      | Pirelli |

23/02/2018

\* = Wild Card

\*\* = One Event

These data/results cannot be reproduced, stored and/or transmitted in whole or in part by any manner of electronic, mechanical, photocopying, recording, broadcasting or otherwise now known or herein after developed without the previous express consent by the copyright owner, except for reproduction in daily press and regular printed publications on sale to the public within 60 days of the event related to those data/results and always provided that copyright symbol appears together as follows below.

© DORNA WSBK ORGANIZATION Srl 2018

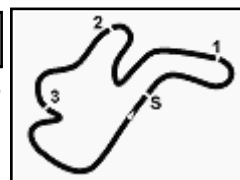
FICR PERUGIA TIMING



Official Tyre Supplier



Official Timekeeper



## Australian Round, 23-24-25 February 2018

### World Supersport - Results Free Practice 1st Session

Phillip Island 4.445 m

1 / 2

| No. | Rider                | Nat | Team                              | Bike                | Time            | Gap   | Rel.  | Laps | Speed   |              |
|-----|----------------------|-----|-----------------------------------|---------------------|-----------------|-------|-------|------|---------|--------------|
|     |                      |     |                                   |                     |                 |       |       |      | Avg     | Max          |
| 1   | 144 L. MAHIAS        | FRA | GRT Yamaha Official WorldSSP Team | Yamaha YZF R6       | <b>1'33.103</b> |       |       | 14   | 171,874 | <b>271,4</b> |
| 2   | 21 R. KRUMMENACHER   | SUI | BARDAHL Evan Bros. WorldSSP Team  | Yamaha YZF R6       | <b>1'33.503</b> | 0.400 | 0.400 | 15   | 171,139 | <b>272,7</b> |
| 3   | 11 S. CORTESE        | GER | Kallio Racing                     | Yamaha YZF R6       | <b>1'33.563</b> | 0.460 | 0.060 | 15   | 171,029 | <b>274,1</b> |
| 4   | 64 F. CARICASULO     | ITA | GRT Yamaha Official WorldSSP Team | Yamaha YZF R6       | <b>1'33.827</b> | 0.724 | 0.264 | 21   | 170,548 | <b>266,0</b> |
| 5   | 54 K. SOFUOGLU       | TUR | Kawasaki Puccetti Racing          | Kawasaki ZX-6R      | <b>1'33.904</b> | 0.801 | 0.077 | 18   | 170,408 | <b>272,7</b> |
| 6   | 3 R. DE ROSA         | ITA | MV Agusta Reparto Corse by Vamag  | MV Agusta F3 675    | <b>1'34.020</b> | 0.917 | 0.116 | 16   | 170,198 | <b>275,5</b> |
| 7   | 13 A. WEST           | AUS | EAB antwest Racing                | Kawasaki ZX-6R      | <b>1'34.154</b> | 1.051 | 0.134 | 19   | 169,956 | <b>274,8</b> |
| 8   | 16 J. CLUZEL         | FRA | NRT                               | Yamaha YZF R6       | <b>1'34.219</b> | 1.116 | 0.065 | 17   | 169,838 | <b>275,5</b> |
| 9   | 81 L. STAPLEFORD     | GBR | Profile Racing                    | Triumph Daytona 675 | <b>1'34.225</b> | 1.122 | 0.006 | 12   | 169,828 | <b>268,0</b> |
| 10  | 111 K. SMITH         | GBR | GEMAR Team Lorini                 | Honda CBR600RR      | <b>1'34.446</b> | 1.343 | 0.221 | 13   | 169,430 | <b>270,7</b> |
| 11  | 66 N. TUULI          | FIN | CIA Landlord Insurance Honda      | Honda CBR600RR      | <b>1'34.895</b> | 1.792 | 0.449 | 13   | 168,628 | <b>271,4</b> |
| 12  | 86 A. BADOVINI       | ITA | MV Agusta Reparto Corse by Vamag  | MV Agusta F3 675    | <b>1'34.993</b> | 1.890 | 0.098 | 14   | 168,455 | <b>270,7</b> |
| 13  | 65 M. CANDUCCI       | ITA | Team GoEleven Kawasaki            | Kawasaki ZX-6R      | <b>1'35.038</b> | 1.935 | 0.045 | 20   | 168,375 | <b>274,8</b> |
| 14  | 36 T. GRADINGER      | AUT | NRT                               | Yamaha YZF R6       | <b>1'35.044</b> | 1.941 | 0.006 | 17   | 168,364 | <b>272,7</b> |
| 15  | 78 H. OKUBO          | JPN | Kawasaki Puccetti Racing          | Kawasaki ZX-6R      | <b>1'35.079</b> | 1.976 | 0.035 | 16   | 168,302 | <b>275,5</b> |
| 16  | 84 L. CRESSON        | BEL | Kallio Racing                     | Yamaha YZF R6       | <b>1'35.487</b> | 2.384 | 0.408 | 9    | 167,583 | <b>278,4</b> |
| 17  | 7 T. TOPARIS         | AUS | Cube Racing                       | Kawasaki ZX-6R      | <b>1'35.879</b> | 2.776 | 0.392 | 11   | 166,898 | <b>272,7</b> |
| 18  | 94 M. DI MEGLIO      | FRA | GMT94 Yamaha                      | Yamaha YZF R6       | <b>1'36.077</b> | 2.974 | 0.198 | 14   | 166,554 | <b>270,7</b> |
| 19  | 83 L. EPIS           | AUS | Team GoEleven Kawasaki            | Kawasaki ZX-6R      | <b>1'36.402</b> | 3.299 | 0.325 | 17   | 165,992 | <b>269,3</b> |
| 20  | 38 H. SOOMER         | EST | Racedays                          | Honda CBR600RR      | <b>1'36.694</b> | 3.591 | 0.292 | 18   | 165,491 | <b>269,3</b> |
| 21  | 74 J. VAN SIKKELERUS | NED | GEMAR Team Lorini                 | Honda CBR600RR      | <b>1'36.756</b> | 3.653 | 0.062 | 14   | 165,385 | <b>262,8</b> |
| 22  | 10 N. CALERO         | ESP | Orelac Racing VerdNatura          | Kawasaki ZX-6R      | <b>1'36.847</b> | 3.744 | 0.091 | 14   | 165,230 | <b>266,0</b> |
| 23  | 35 S. HILL           | GBR | Profile Racing                    | Triumph Daytona 675 | <b>1'36.864</b> | 3.761 | 0.017 | 5    | 165,201 | <b>259,6</b> |

Qualifying Lap Time (107% of 1'33.103): 1'39.621

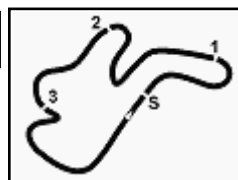
|       |            |     |       |      |
|-------|------------|-----|-------|------|
| AIR   | Humidity:  | 71% | Temp: | 24°C |
| TRACK | Condition: | Dry | Temp: | 26°C |

|         |               |      |            |          |         |      |
|---------|---------------|------|------------|----------|---------|------|
| Records | Pole (QP2)    | 2013 | S.Lowes    | 1'32.545 | 172,910 | Km/h |
|         | Race (RC)     | 2013 | K.Sofuoglu | 1'33.283 | 171,540 | Km/h |
|         | Circuit (QP1) | 2013 | S.Lowes    | 1'32.545 | 172,910 | Km/h |

23/02/2018 Start 10:40 End 11:34 The results are provisional until the end of the time limit for protests and appeals and the completion of the technical checks.

These data/results cannot be reproduced, stored and/or transmitted in whole or in part by any manner of electronic, mechanical, photocopying, recording, broadcasting or otherwise now known or herein after developed without the previous express consent by the copyright owner, except for reproduction in daily press and regular printed publications on sale to the public within 60 days of the event related to those data/results and always provided that copyright symbol appears together as follows below.

© DORNA WSBK ORGANIZATION Srl 2018



## Australian Round, 23-24-25 February 2018

### World Supersport - Results Free Practice 1st Session

#### Session Highlights

| Local Time | No. Rider       | Description                                 |
|------------|-----------------|---|
| 10.40.00   |                 | Start                                       |
| 10.44.48   |                 | WorldSSP Pit Intervention Time: 1min 18secs |
| 10.46.26   |                 | RED FLAG                                    |
| 11.12.47   |                 | DROPS of RAIN in Sectors 1 & 3              |
| 11.13.41   | 35 S. HILL      | Crashed - Turn 2                            |
| 11.14.58   | 35 S. HILL      | Medical Centre                              |
| 11.25.58   | 16 J. CLUZEL    | On the Gravel - Re-Joined - Turn 4          |
| 11.30.30   | 36 T. GRADINGER | On the Gravel - Re-Joined - Turn 1          |
| 11.34.18   |                 | End Of Session                              |

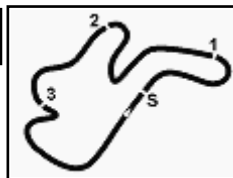
#### Fastest Laps Sequence

| No. | Rider           | Nat | Team                              | Bike             | Local Time   | Time            | Gap    | Avg     |
|-----|-----------------|-----|-----------------------------------|------------------|--------------|-----------------|--------|---------|
| 64  | F. CARICASULO   | ITA | GRT Yamaha Official WorldSSP Team | Yamaha YZF R6    | 10:44'16.358 | <b>1'48.301</b> |        | 147,755 |
| 64  | F. CARICASULO   | ITA | GRT Yamaha Official WorldSSP Team | Yamaha YZF R6    | 10:46'01.872 | <b>1'45.514</b> | -2.787 | 151,658 |
| 16  | J. CLUZEL       | FRA | NRT                               | Yamaha YZF R6    | 10:46'08.005 | <b>1'41.216</b> | -4.298 | 158,098 |
| 16  | J. CLUZEL       | FRA | NRT                               | Yamaha YZF R6    | 10:53'31.237 | <b>1'36.135</b> | -5.081 | 166,453 |
| 16  | J. CLUZEL       | FRA | NRT                               | Yamaha YZF R6    | 10:56'43.047 | <b>1'35.509</b> | -0.626 | 167,544 |
| 3   | R. DE ROSA      | ITA | MV Agusta Reparto Corse by Vomag  | MV Agusta F3 675 | 11:01'43.259 | <b>1'34.940</b> | -0.569 | 168,549 |
| 144 | L. MAHIAS       | FRA | GRT Yamaha Official WorldSSP Team | Yamaha YZF R6    | 11:04'46.178 | <b>1'34.876</b> | -0.064 | 168,662 |
| 144 | L. MAHIAS       | FRA | GRT Yamaha Official WorldSSP Team | Yamaha YZF R6    | 11:06'20.146 | <b>1'33.968</b> | -0.908 | 170,292 |
| 54  | K. SOFUOGLU     | TUR | Kawasaki Puccetti Racing          | Kawasaki ZX-6R   | 11:21'42.947 | <b>1'33.904</b> | -0.064 | 170,408 |
| 21  | R. KRUMMENACHER | SUI | BARDAHL Evan Bros. WorldSSP Team  | Yamaha YZF R6    | 11:26'00.206 | <b>1'33.846</b> | -0.058 | 170,513 |
| 21  | R. KRUMMENACHER | SUI | BARDAHL Evan Bros. WorldSSP Team  | Yamaha YZF R6    | 11:27'33.709 | <b>1'33.503</b> | -0.343 | 171,139 |
| 144 | L. MAHIAS       | FRA | GRT Yamaha Official WorldSSP Team | Yamaha YZF R6    | 11:31'31.031 | <b>1'33.103</b> | -0.400 | 171,874 |

Start 10:40 End 11:34 The results are provisional until the end of the time limit for protests and appeals and the completion of the technical checks.

These data/results cannot be reproduced, stored and/or transmitted in whole or in part by any manner of electronic, mechanical, photocopying, recording, broadcasting or otherwise now known or herein after developed without the previous express consent by the copyright owner, except for reproduction in daily press and regular printed publications on sale to the public within 60 days of the event related to those data/results and always provided that copyright symbol appears together as follows below.

© DORNA WSBK ORGANIZATION Srl 2018


**Australian Round, 23-24-25 February 2018**
**World Supersport - Best Sector & Speed Free Practice 1st Session**

| BEST LAP |                      |                     |          |
|----------|----------------------|---------------------|----------|
| 1        | 144 L. MAHIAS        | Yamaha YZF R6       | 1'33.103 |
| 2        | 21 R. KRUMMENACHER   | Yamaha YZF R6       | 1'33.503 |
| 3        | 11 S. CORTESE        | Yamaha YZF R6       | 1'33.563 |
| 4        | 64 F. CARICASULO     | Yamaha YZF R6       | 1'33.827 |
| 5        | 54 K. SOFUOGLU       | Kawasaki ZX-6R      | 1'33.904 |
| 6        | 3 R. DE ROSA         | MV Agusta F3 675    | 1'34.020 |
| 7        | 13 A. WEST           | Kawasaki ZX-6R      | 1'34.154 |
| 8        | 16 J. CLUZEL         | Yamaha YZF R6       | 1'34.219 |
| 9        | 81 L. STAPLEFORD     | Triumph Daytona 675 | 1'34.225 |
| 10       | 111 K. SMITH         | Honda CBR600RR      | 1'34.446 |
| 11       | 66 N. TUULI          | Honda CBR600RR      | 1'34.895 |
| 12       | 86 A. BADOVINI       | MV Agusta F3 675    | 1'34.993 |
| 13       | 65 M. CANDUCCI       | Kawasaki ZX-6R      | 1'35.038 |
| 14       | 36 T. GRADINGER      | Yamaha YZF R6       | 1'35.044 |
| 15       | 78 H. OKUBO          | Kawasaki ZX-6R      | 1'35.079 |
| 16       | 84 L. CRESSON        | Yamaha YZF R6       | 1'35.487 |
| 17       | 7 T. TOPARIS         | Kawasaki ZX-6R      | 1'35.879 |
| 18       | 94 M. DI MEGLIO      | Yamaha YZF R6       | 1'36.077 |
| 19       | 83 L. EPIS           | Kawasaki ZX-6R      | 1'36.402 |
| 20       | 38 H. SOOMER         | Honda CBR600RR      | 1'36.694 |
| 21       | 74 J. VAN SIKKELERUS | Honda CBR600RR      | 1'36.756 |
| 22       | 10 N. CALERO         | Kawasaki ZX-6R      | 1'36.847 |
| 23       | 35 S. HILL           | Triumph Daytona 675 | 1'36.864 |

| SPEED |                      |                     |       |
|-------|----------------------|---------------------|-------|
| 1     | 84 L. CRESSON        | Yamaha YZF R6       | 278,4 |
| 2     | 3 R. DE ROSA         | MV Agusta F3 675    | 275,5 |
| 3     | 78 H. OKUBO          | Kawasaki ZX-6R      | 275,5 |
| 4     | 16 J. CLUZEL         | Yamaha YZF R6       | 275,5 |
| 5     | 13 A. WEST           | Kawasaki ZX-6R      | 274,8 |
| 6     | 65 M. CANDUCCI       | Kawasaki ZX-6R      | 274,8 |
| 7     | 11 S. CORTESE        | Yamaha YZF R6       | 274,1 |
| 8     | 21 R. KRUMMENACHER   | Yamaha YZF R6       | 272,7 |
| 9     | 54 K. SOFUOGLU       | Kawasaki ZX-6R      | 272,7 |
| 10    | 7 T. TOPARIS         | Kawasaki ZX-6R      | 272,7 |
| 11    | 36 T. GRADINGER      | Yamaha YZF R6       | 272,7 |
| 12    | 144 L. MAHIAS        | Yamaha YZF R6       | 271,4 |
| 13    | 66 N. TUULI          | Honda CBR600RR      | 271,4 |
| 14    | 86 A. BADOVINI       | MV Agusta F3 675    | 270,7 |
| 15    | 94 M. DI MEGLIO      | Yamaha YZF R6       | 270,7 |
| 16    | 111 K. SMITH         | Honda CBR600RR      | 270,7 |
| 17    | 38 H. SOOMER         | Honda CBR600RR      | 269,3 |
| 18    | 83 L. EPIS           | Kawasaki ZX-6R      | 269,3 |
| 19    | 81 L. STAPLEFORD     | Triumph Daytona 675 | 268,0 |
| 20    | 64 F. CARICASULO     | Yamaha YZF R6       | 266,0 |
| 21    | 10 N. CALERO         | Kawasaki ZX-6R      | 266,0 |
| 22    | 74 J. VAN SIKKELERUS | Honda CBR600RR      | 262,8 |
| 23    | 35 S. HILL           | Triumph Daytona 675 | 259,6 |

| SEG. 1 |                      |        |
|--------|----------------------|--------|
| 1      | 144 L. MAHIAS        | 22.216 |
| 2      | 3 R. DE ROSA         | 22.246 |
| 3      | 21 R. KRUMMENACHER   | 22.320 |
| 4      | 54 K. SOFUOGLU       | 22.379 |
| 5      | 11 S. CORTESE        | 22.413 |
| 6      | 16 J. CLUZEL         | 22.460 |
| 7      | 64 F. CARICASULO     | 22.508 |
| 8      | 81 L. STAPLEFORD     | 22.520 |
| 9      | 13 A. WEST           | 22.577 |
| 10     | 111 K. SMITH         | 22.579 |
| 11     | 78 H. OKUBO          | 22.628 |
| 12     | 66 N. TUULI          | 22.698 |
| 13     | 65 M. CANDUCCI       | 22.707 |
| 14     | 36 T. GRADINGER      | 22.764 |
| 15     | 86 A. BADOVINI       | 22.769 |
| 16     | 84 L. CRESSON        | 22.793 |
| 17     | 94 M. DI MEGLIO      | 22.882 |
| 18     | 7 T. TOPARIS         | 22.928 |
| 19     | 35 S. HILL           | 23.066 |
| 20     | 10 N. CALERO         | 23.166 |
| 21     | 83 L. EPIS           | 23.166 |
| 22     | 38 H. SOOMER         | 23.197 |
| 23     | 74 J. VAN SIKKELERUS | 23.281 |

| SEG. 2 |                      |        |
|--------|----------------------|--------|
| 1      | 64 F. CARICASULO     | 27.004 |
| 2      | 144 L. MAHIAS        | 27.005 |
| 3      | 21 R. KRUMMENACHER   | 27.157 |
| 4      | 3 R. DE ROSA         | 27.171 |
| 5      | 13 A. WEST           | 27.214 |
| 6      | 54 K. SOFUOGLU       | 27.272 |
| 7      | 16 J. CLUZEL         | 27.302 |
| 8      | 11 S. CORTESE        | 27.319 |
| 9      | 86 A. BADOVINI       | 27.326 |
| 10     | 111 K. SMITH         | 27.358 |
| 11     | 81 L. STAPLEFORD     | 27.371 |
| 12     | 66 N. TUULI          | 27.434 |
| 13     | 36 T. GRADINGER      | 27.465 |
| 14     | 78 H. OKUBO          | 27.562 |
| 15     | 65 M. CANDUCCI       | 27.719 |
| 16     | 84 L. CRESSON        | 27.789 |
| 17     | 94 M. DI MEGLIO      | 27.799 |
| 18     | 74 J. VAN SIKKELERUS | 27.874 |
| 19     | 10 N. CALERO         | 27.922 |
| 20     | 83 L. EPIS           | 27.938 |
| 21     | 7 T. TOPARIS         | 27.941 |
| 22     | 38 H. SOOMER         | 28.022 |
| 23     | 35 S. HILL           | 28.264 |

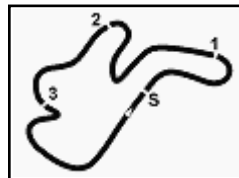
| SEG. 3 |                      |        |
|--------|----------------------|--------|
| 1      | 54 K. SOFUOGLU       | 17.756 |
| 2      | 144 L. MAHIAS        | 17.787 |
| 3      | 21 R. KRUMMENACHER   | 17.805 |
| 4      | 11 S. CORTESE        | 17.816 |
| 5      | 3 R. DE ROSA         | 17.889 |
| 6      | 16 J. CLUZEL         | 17.943 |
| 7      | 65 M. CANDUCCI       | 17.958 |
| 8      | 64 F. CARICASULO     | 17.966 |
| 9      | 13 A. WEST           | 17.968 |
| 10     | 81 L. STAPLEFORD     | 17.976 |
| 11     | 111 K. SMITH         | 18.007 |
| 12     | 84 L. CRESSON        | 18.036 |
| 13     | 86 A. BADOVINI       | 18.061 |
| 14     | 78 H. OKUBO          | 18.072 |
| 15     | 7 T. TOPARIS         | 18.103 |
| 16     | 66 N. TUULI          | 18.139 |
| 17     | 36 T. GRADINGER      | 18.210 |
| 18     | 83 L. EPIS           | 18.287 |
| 19     | 94 M. DI MEGLIO      | 18.288 |
| 20     | 38 H. SOOMER         | 18.322 |
| 21     | 35 S. HILL           | 18.341 |
| 22     | 10 N. CALERO         | 18.376 |
| 23     | 74 J. VAN SIKKELERUS | 18.442 |

| SEG. 4 |                      |        |
|--------|----------------------|--------|
| 1      | 11 S. CORTESE        | 26.015 |
| 2      | 144 L. MAHIAS        | 26.095 |
| 3      | 64 F. CARICASULO     | 26.139 |
| 4      | 21 R. KRUMMENACHER   | 26.148 |
| 5      | 13 A. WEST           | 26.226 |
| 6      | 3 R. DE ROSA         | 26.285 |
| 7      | 54 K. SOFUOGLU       | 26.296 |
| 8      | 81 L. STAPLEFORD     | 26.304 |
| 9      | 16 J. CLUZEL         | 26.403 |
| 10     | 111 K. SMITH         | 26.408 |
| 11     | 65 M. CANDUCCI       | 26.424 |
| 12     | 86 A. BADOVINI       | 26.458 |
| 13     | 36 T. GRADINGER      | 26.541 |
| 14     | 66 N. TUULI          | 26.624 |
| 15     | 7 T. TOPARIS         | 26.655 |
| 16     | 78 H. OKUBO          | 26.674 |
| 17     | 84 L. CRESSON        | 26.780 |
| 18     | 94 M. DI MEGLIO      | 26.818 |
| 19     | 38 H. SOOMER         | 26.909 |
| 20     | 83 L. EPIS           | 26.937 |
| 21     | 74 J. VAN SIKKELERUS | 27.000 |
| 22     | 10 N. CALERO         | 27.035 |
| 23     | 35 S. HILL           | 27.060 |

23/02/2018

These data/results cannot be reproduced, stored and/or transmitted in whole or in part by any manner of electronic, mechanical, photocopying, recording, broadcasting or otherwise now known or herein after developed without the previous express consent by the copyright owner, except for reproduction in daily press and regular printed publications on sale to the public within 60 days of the event related to those data/results and always provided that copyright symbol appears together as follows below.

© DORNA WSBK ORGANIZATION Srl 2018



Phillip Island 4.445 m

## Australian Round, 23-24-25 February 2018

### World Supersport - Ideal Times Free Practice 1st Session

| No.                       | Rider                       | Nat | Bike                | Seg. 1          | Seg. 2                 | Seg. 3                 | Seg. 4          | Ideal Time      |          |       |       |
|---------------------------|-----------------------------|-----|---------------------|-----------------|------------------------|------------------------|-----------------|-----------------|----------|-------|-------|
|                           |                             |     |                     | Diff. 1         | Diff. 2                | Diff. 3                | Diff. 4         | Best Lap        | Pos.     | Diff. |       |
| 1                         | <b>144 L. MAHIAS</b>        | FRA | Yamaha YZF R6       | <b>22.216</b>   | 27.005                 | 17.787                 | 26.095          | <b>1'33.103</b> |          | 1     |       |
| 2                         | <b>21 R. KRUMMENACHER</b>   | SUI | Yamaha YZF R6       | 22.320          | 27.157<br>0.073        | 17.805                 | 26.148          | <b>1'33.430</b> | 1'33.503 | 2     | 0.073 |
| 3                         | <b>11 S. CORTESE</b>        | GER | Yamaha YZF R6       | 22.413          | 27.319                 | 17.816                 | <b>26.015</b>   | <b>1'33.563</b> | 1'33.563 | 3     |       |
| 4                         | <b>3 R. DE ROSA</b>         | ITA | MV Agusta F3 675    | 22.246          | 27.171                 | 17.889                 | 26.285<br>0.429 | <b>1'33.591</b> | 1'34.020 | 6     | 0.429 |
| 5                         | <b>64 F. CARICASULO</b>     | ITA | Yamaha YZF R6       | 22.508<br>0.041 | <b>27.004</b><br>0.016 | 17.966<br>0.044        | 26.139<br>0.109 | <b>1'33.617</b> | 1'33.827 | 4     | 0.210 |
| 6                         | <b>54 K. SOFUOGLU</b>       | TUR | Kawasaki ZX-6R      | 22.379<br>0.121 | 27.272<br>0.060        | <b>17.756</b><br>0.020 | 26.296          | <b>1'33.703</b> | 1'33.904 | 5     | 0.201 |
| 7                         | <b>13 A. WEST</b>           | AUS | Kawasaki ZX-6R      | 22.577<br>0.165 | 27.214                 | 17.968<br>0.004        | 26.226          | <b>1'33.985</b> | 1'34.154 | 7     | 0.169 |
| 8                         | <b>16 J. CLUZEL</b>         | FRA | Yamaha YZF R6       | 22.460<br>0.088 | 27.302                 | 17.943                 | 26.403<br>0.023 | <b>1'34.108</b> | 1'34.219 | 8     | 0.111 |
| 9                         | <b>81 L. STAPLEFORD</b>     | GBR | Triumph Daytona 675 | 22.520          | 27.371                 | 17.976<br>0.054        | 26.304          | <b>1'34.171</b> | 1'34.225 | 9     | 0.054 |
| 10                        | <b>111 K. SMITH</b>         | GBR | Honda CBR600RR      | 22.579<br>0.094 | 27.358                 | 18.007                 | 26.408          | <b>1'34.352</b> | 1'34.446 | 10    | 0.094 |
| 11                        | <b>86 A. BADOVINI</b>       | ITA | MV Agusta F3 675    | 22.769          | 27.326<br>0.292        | 18.061<br>0.030        | 26.458<br>0.057 | <b>1'34.614</b> | 1'34.993 | 12    | 0.379 |
| 12                        | <b>65 M. CANDUCCI</b>       | ITA | Kawasaki ZX-6R      | 22.707<br>0.044 | 27.719<br>0.043        | 17.958                 | 26.424<br>0.143 | <b>1'34.808</b> | 1'35.038 | 13    | 0.230 |
| 13                        | <b>66 N. TUULI</b>          | FIN | Honda CBR600RR      | 22.698          | 27.434                 | 18.139                 | 26.624          | <b>1'34.895</b> | 1'34.895 | 11    |       |
| 14                        | <b>78 H. OKUBO</b>          | JPN | Kawasaki ZX-6R      | 22.628          | 27.562                 | 18.072<br>0.107        | 26.674<br>0.036 | <b>1'34.936</b> | 1'35.079 | 15    | 0.143 |
| 15                        | <b>36 T. GRADINGER</b>      | AUT | Yamaha YZF R6       | 22.764          | 27.465                 | 18.210<br>0.035        | 26.541<br>0.029 | <b>1'34.980</b> | 1'35.044 | 14    | 0.064 |
| 16                        | <b>84 L. CRESSON</b>        | BEL | Yamaha YZF R6       | 22.793          | 27.789                 | 18.036                 | 26.780<br>0.089 | <b>1'35.398</b> | 1'35.487 | 16    | 0.089 |
| 17                        | <b>7 T. TOPARIS</b>         | AUS | Kawasaki ZX-6R      | 22.928<br>0.068 | 27.941<br>0.022        | 18.103<br>0.013        | 26.655<br>0.149 | <b>1'35.627</b> | 1'35.879 | 17    | 0.252 |
| 18                        | <b>94 M. DI MEGLIO</b>      | FRA | Yamaha YZF R6       | 22.882          | 27.799<br>0.170        | 18.288<br>0.120        | 26.818          | <b>1'35.787</b> | 1'36.077 | 18    | 0.290 |
| 19                        | <b>83 L. EPIS</b>           | AUS | Kawasaki ZX-6R      | 23.166<br>0.074 | 27.938                 | 18.287                 | 26.937          | <b>1'36.328</b> | 1'36.402 | 19    | 0.074 |
| 20                        | <b>38 H. SOOMER</b>         | EST | Honda CBR600RR      | 23.197<br>0.024 | 28.022<br>0.120        | 18.322<br>0.100        | 26.909          | <b>1'36.450</b> | 1'36.694 | 20    | 0.244 |
| 21                        | <b>10 N. CALERO</b>         | ESP | Kawasaki ZX-6R      | 23.166<br>0.271 | 27.922                 | 18.376<br>0.050        | 27.035<br>0.027 | <b>1'36.499</b> | 1'36.847 | 22    | 0.348 |
| 22                        | <b>74 J. VAN SIKKELERUS</b> | NED | Honda CBR600RR      | 23.281<br>0.015 | 27.874                 | 18.442<br>0.069        | 27.000<br>0.075 | <b>1'36.597</b> | 1'36.756 | 21    | 0.159 |
| 23                        | <b>35 S. HILL</b>           | GBR | Triumph Daytona 675 | 23.066          | 28.264                 | 18.341                 | 27.060<br>0.133 | <b>1'36.731</b> | 1'36.864 | 23    | 0.133 |
| <b>Overall Ideal Time</b> |                             |     |                     | 22.216          | 27.004                 | 17.756                 | 26.015          | <b>1'32.991</b> |          |       |       |

23/02/2018

These data/results cannot be reproduced, stored and/or transmitted in whole or in part by any manner of electronic, mechanical, photocopying, recording, broadcasting or otherwise now known or herein after developed without the previous express consent by the copyright owner, except for reproduction in daily press and regular printed publications on sale to the public within 60 days of the event related to those data/results and always provided that copyright symbol appears together as follows below.

© DORNA WSBK ORGANIZATION Srl 2018

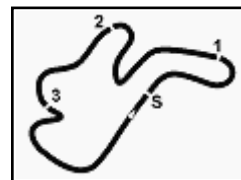
PIRELLI PERUGIA TIMING



Official Tyre Supplier



Official Timekeeper



## Australian Round, 23-24-25 February 2018

### World Supersport - Chronological Analysis Free Practice 1st Session

Phillip Island 4.445 m

1 / 4

| 1° 144 L. MAHIAS (1'33.103) |               |               |               |          |                 |              |              |
|-----------------------------|---------------|---------------|---------------|----------|-----------------|--------------|--------------|
| Lap                         | Seg.1         | Seg.2         | Seg.3         | Seg.4    | Lap Time        | km/h         | Local Time   |
| 1                           | 29.100        | 29.961        | 19.158        | 5'32.425 | 6'50.644P       |              | 10:54'38.130 |
| 2                           | 29.973        | 27.673        | 18.316        | 26.566   | 1'42.528P       |              | 11:03'11.302 |
| 3                           | 22.693        | 27.455        | 18.254        | 26.474   | 1'34.876        | 268,7        | 11:04'46.178 |
| 4                           | 22.495        | 27.241        | 17.987        | 26.245   | 1'33.968        | 268,7        | 11:06'20.146 |
| 5                           | 22.832        | 27.139        | 17.872        | 26.682   | 1'34.525        | 268,0        | 11:07'54.671 |
| 6                           | 22.706        | 27.252        | 17.973        | 26.324   | 1'34.255        | 266,0        | 11:09'28.926 |
| 7                           | 23.185        | 28.240        | 18.899        | 7'28.338 | 8'38.662P       | 265,4        | 11:18'07.588 |
| 8                           | 28.233        | 29.001        | 18.659        | 28.287   | 1'44.180P       |              | 11:19'51.766 |
| 9                           | 22.917        | 27.784        | 18.163        | 26.704   | 1'35.568        | 266,0        | 11:21'27.332 |
| 10                          | 22.797        | 27.410        | 18.099        | 26.378   | 1'34.684        | 266,7        | 11:23'02.020 |
| 11                          | 23.636        | 28.671        | 18.765        | 3'58.186 | 5'09.258P       | 266,0        | 11:28'11.278 |
| 12                          | 29.124        | 32.343        | 18.778        | 26.405   | 1'46.650P       |              | 11:29'57.928 |
| 13                          | <b>22.216</b> | <b>27.005</b> | <b>17.787</b> | 26.095   | <b>1'33.103</b> | 270,7        | 11:31'31.021 |
| 14                          | 23.604        | 28.563        | 18.206        | 26.524   | 1'36.897        | <b>271,4</b> | 11:33'07.928 |

| 2° 21 R. KRUMMENACHER (1'33.503) |               |               |               |           |                 |       |              |
|----------------------------------|---------------|---------------|---------------|-----------|-----------------|-------|--------------|
| Lap                              | Seg.1         | Seg.2         | Seg.3         | Seg.4     | Lap Time        | km/h  | Local Time   |
| 1                                | 30.521        | 32.877        | 21.724        | 8'16.639  | 9'41.761P       |       | 10:40'37.332 |
| 2                                | 39.994        | 30.617        | 19.862        | 27.707    | 1'58.180P       |       | 10:52'17.273 |
| 3                                | 23.401        | 28.200        | 18.529        | 26.981    | 1'37.111        | 268,0 | 10:53'54.384 |
| 4                                | 23.038        | 28.103        | 18.432        | 27.484    | 1'37.057        | 269,3 | 10:55'31.441 |
| 5                                | 22.906        | 27.728        | 18.276        | 26.716    | 1'35.626        | 269,3 | 10:57'07.067 |
| 6                                | 22.800        | 27.877        | 18.245        | 26.653    | 1'35.575        | 271,4 | 10:58'42.642 |
| 7                                | 24.224        | 29.334        | 18.702        | 10'27.200 | 11'39.460P      | 270,7 | 11:10'22.102 |
| 8                                | 31.401        | 29.313        | 19.779        | 28.552    | 1'49.045P       |       | 11:12'11.147 |
| 9                                | 28.278        | 34.851        | 21.881        | 7'29.254  | 8'54.264P       | 268,0 | 11:21'05.411 |
| 10                               | 29.548        | 29.783        | 19.197        | 27.298    | 1'45.826P       |       | 11:22'51.237 |
| 11                               | 22.656        | 27.642        | 18.449        | 26.376    | 1'35.123        | 272,0 | 11:24'26.360 |
| 12                               | 22.496        | 27.196        | 17.878        | 26.276    | 1'33.846        | 271,4 | 11:26'00.206 |
| 13                               | <b>22.320</b> | 27.230        | <b>17.805</b> | 26.148    | <b>1'33.503</b> | 271,4 | 11:27'33.709 |
| 14                               | 22.412        | <b>27.157</b> | 17.821        | 26.296    | 1'33.686        | 271,4 | 11:29'07.395 |
| 15                               | 22.444        | 27.174        | 17.824        | 26.349    | 1'33.791        | 272,0 | 11:30'41.186 |

| 3° 11 S. CORTESE (1'33.563) |               |               |               |           |                 |              |              |
|-----------------------------|---------------|---------------|---------------|-----------|-----------------|--------------|--------------|
| Lap                         | Seg.1         | Seg.2         | Seg.3         | Seg.4     | Lap Time        | km/h         | Local Time   |
| 1                           | 32.816        | 34.693        | 20.142        | 27.471    | 1'55.122P       |              | 10:57'23.526 |
| 2                           | 23.394        | 28.410        | 18.649        | 26.707    | 1'37.160        | 270,0        | 11:00'55.808 |
| 3                           | 23.546        | 28.193        | 18.712        | 27.480    | 1'37.931        | 271,4        | 11:02'33.739 |
| 4                           | 22.907        | 27.990        | 18.117        | 26.485    | 1'35.499        | 271,4        | 11:04'09.238 |
| 5                           | 22.601        | 27.760        | 18.222        | 26.422    | 1'35.005        | 271,4        | 11:05'44.243 |
| 6                           | 22.630        | 27.797        | 18.073        | 26.423    | 1'34.923        | <b>274,1</b> | 11:07'19.166 |
| 7                           | 22.625        | 27.639        | 18.148        | 26.225    | 1'34.637        | 273,4        | 11:08'53.803 |
| 8                           | 22.612        | 27.560        | 18.115        | 26.231    | 1'34.518        | 271,4        | 11:10'28.321 |
| 9                           | 23.484        | 32.484        | 20.097        | 11'54.346 | 13'10.411P      | 270,7        | 11:23'38.732 |
| 10                          | 35.015        | 29.679        | 18.680        | 26.748    | 1'50.122P       |              | 11:25'28.854 |
| 11                          | 22.460        | 27.608        | 17.937        | 26.263    | 1'34.268        | 270,7        | 11:27'03.122 |
| 12                          | 22.541        | 27.409        | 18.048        | 26.302    | 1'34.300        | 269,3        | 11:28'37.422 |
| 13                          | 22.491        | 27.346        | 17.929        | 26.260    | 1'34.026        | 271,4        | 11:30'11.448 |
| 14                          | 26.118        | 29.741        | 21.050        | 32.310    | 1'49.219        | 272,0        | 11:32'00.667 |
| 15                          | <b>22.413</b> | <b>27.319</b> | <b>17.816</b> | 26.015    | <b>1'33.563</b> | 270,7        | 11:33'34.230 |

| 4° 64 F. CARICASULO (1'33.827) |        |        |        |          |            |       |              |
|--------------------------------|--------|--------|--------|----------|------------|-------|--------------|
| Lap                            | Seg.1  | Seg.2  | Seg.3  | Seg.4    | Lap Time   | km/h  | Local Time   |
| 1                              | 36.190 | 34.380 | 21.957 | 30.607   | 2'03.134P  |       | 10:40'24.923 |
| 2                              | 26.232 | 32.070 | 20.917 | 29.082   | 1'48.301   | 262,8 | 10:42'28.057 |
| 3                              | 25.296 | 30.730 | 20.560 | 28.928   | 1'45.514   | 261,5 | 10:46'01.872 |
| 4                              | 25.409 | 41.498 | 23.289 | 9'56.037 | 11'26.233P | 263,4 | 10:57'28.105 |
| 5                              | 32.547 | 30.268 | 19.554 | 27.575   | 1'49.944P  |       | 10:59'18.049 |

|    |               |               |               |          |                 |              |              |
|----|---------------|---------------|---------------|----------|-----------------|--------------|--------------|
| 6  | 23.362        | 28.169        | 18.957        | 26.921   | 1'37.409        | <b>266,0</b> | 11:00'55.458 |
| 7  | 23.345        | 28.072        | 18.643        | 26.822   | 1'36.882        | 264,7        | 11:02'32.340 |
| 8  | 22.951        | 27.759        | 18.298        | 26.541   | 1'35.549        | 265,4        | 11:04'07.889 |
| 9  | 22.979        | 28.106        | 18.242        | 26.397   | 1'35.724        | 264,1        | 11:05'43.613 |
| 10 | 22.972        | 27.539        | 18.113        | 26.355   | 1'34.979        | <b>266,0</b> | 11:07'18.592 |
| 11 | 22.778        | 27.610        | 18.125        | 26.194   | 1'34.707        | 265,4        | 11:08'53.299 |
| 12 | 22.624        | 27.345        | 18.169        | 26.314   | 1'34.452        | 265,4        | 11:10'27.751 |
| 13 | 23.475        | 28.955        | 19.039        | 9'17.698 | 10'29.167P      | 263,4        | 11:20'56.918 |
| 14 | 29.015        | 28.187        | 18.282        | 26.380   | 1'41.864P       |              | 11:22'38.782 |
| 15 | 22.665        | 27.078        | 17.985        | 26.196   | 1'33.924        | <b>266,0</b> | 11:24'12.706 |
| 16 | 22.679        | 27.094        | 18.006        | 26.139   | 1'33.918        | <b>266,0</b> | 11:25'46.624 |
| 17 | 22.555        | 27.299        | 18.098        | 26.212   | 1'34.164        | <b>266,0</b> | 11:27'20.788 |
| 18 | 22.549        | 27.020        | 18.010        | 26.248   | <b>1'33.827</b> | <b>266,0</b> | 11:28'54.615 |
| 19 | 22.570        | <b>27.004</b> | 18.041        | 26.222   | 1'33.837        | 264,7        | 11:30'28.452 |
| 20 | <b>22.508</b> | 27.110        | 20.987        | 27.224   | 1'37.829        | 265,4        | 11:32'06.281 |
| 21 | 22.574        | 27.039        | <b>17.966</b> | 26.447   | 1'34.026        | <b>266,0</b> | 11:33'40.307 |

| 5° 54 K. SOFUOGLU (1'33.904) |               |               |               |          |                 |              |              |
|------------------------------|---------------|---------------|---------------|----------|-----------------|--------------|--------------|
| Lap                          | Seg.1         | Seg.2         | Seg.3         | Seg.4    | Lap Time        | km/h         | Local Time   |
| 1                            | 31.297        | 32.328        | 20.144        | 29.234   | 1'53.003P       |              | 10:51'36.163 |
| 2                            | 24.204        | 30.093        | 18.445        | 26.891   | 1'39.633        | 267,3        | 10:55'08.799 |
| 3                            | 23.201        | 28.017        | 18.198        | 26.765   | 1'36.181        | <b>272,7</b> | 10:56'44.980 |
| 4                            | 22.809        | 27.967        | 18.134        | 26.764   | 1'35.674        | 271,4        | 10:58'20.654 |
| 5                            | 22.631        | 27.818        | 17.990        | 4'06.836 | 5'15.275P       | 271,4        | 11:03'35.929 |
| 6                            | 28.615        | 28.329        | 18.317        | 26.934   | 1'42.195P       |              | 11:05'18.124 |
| 7                            | 22.586        | 27.503        | 17.874        | 26.824   | 1'34.787        | 270,0        | 11:06'52.911 |
| 8                            | 22.531        | 28.065        | 18.020        | 26.623   | 1'35.239        | 269,3        | 11:08'28.150 |
| 9                            | 22.548        | 27.698        | 17.996        | 26.601   | 1'34.843        | 270,7        | 11:10'02.993 |
| 10                           | 22.565        | 27.543        | 18.217        | 7'15.295 | 8'23.620P       | 268,0        | 11:18'26.613 |
| 11                           | 28.647        | 28.468        | 18.329        | 26.986   | 1'42.430P       |              | 11:20'09.043 |
| 12                           | 22.500        | 27.332        | 17.776        | 26.296   | <b>1'33.904</b> | 269,3        | 11:21'42.947 |
| 13                           | 22.490        | 27.362        | <b>17.756</b> | 26.333   | 1'33.941        | 270,0        | 11:23'16.888 |
| 14                           | <b>22.379</b> | <b>27.272</b> | 18.166        | 26.766   | 1'34.583        | 270,7        | 11:24'51.471 |
| 15                           | 22.423        | 27.337        | 17.870        | 26.358   | 1'33.988        | 271,4        | 11:26'25.459 |
| 16                           | 22.575        | 27.474        | 17.913        | 26.508   | 1'34.470        | 270,0        | 11:27'59.929 |
| 17                           | 22.453        | 27.350        | 17.800        | 26.373   | 1'33.976        | 270,7        | 11:29'33.905 |
| 18                           | 22.545        | 27.348        | 17.953        | 26.424   | 1'34.270        | 270,0        | 11:31'08.175 |

| 6° 3 R. DE ROSA (1'34.020) |               |               |               |          |                 |              |              |
|----------------------------|---------------|---------------|---------------|----------|-----------------|--------------|--------------|
| Lap                        | Seg.1         | Seg.2         | Seg.3         | Seg.4    | Lap Time        | km/h         | Local Time   |
| 1                          | 32.103        | 32.174        | 19.506        | 27.924   | 1'51.707P       |              | 10:53'27.488 |
| 2                          | 23.048        | 28.063        | 18.350        | 27.209   | 1'36.670        | 265,4        | 10:56'55.865 |
| 3                          | 23.226        | 27.993        | 18.207        | 26.936   | 1'36.362        | 266,0        | 10:58'32.227 |
| 4                          | 22.908        | 28.368        | 18.164        | 26.652   | 1'36.092        | 270,7        | 11:00'08.319 |
| 5                          | 22.701        | 27.794        | 18.019        | 26.426   | 1'34.940        | <b>275,5</b> | 11:01'43.259 |
| 6                          | 22.590        | 27.842        | 18.079        | 26.739   | 1'35.250        | 271,4        | 11:03'18.509 |
| 7                          | 24.674        | 29.807        | 18.524        | 6'05.578 | 7'18.583P       | 266,7        | 11:10'37.092 |
| 8                          | 29.509        | 29.569        | 18.186        | 26.968   | 1'44.232P       |              | 11:12'21.324 |
| 9                          | 22.992        | 28.116        | 18.329        | 27.413   | 1'36.850        | 264,1        | 11:13'58.174 |
| 10                         | 25.660        | 34.577        | 20.980        | 6'43.050 | 8'04.267P       | 259,6        | 11:22'02.441 |
| 11                         | 29.701        | 31.669        | 18.519        | 26.590   | 1'46.479P       |              | 11:23'48.920 |
| 12                         | 22.774        | 27.649        | 17.987        | 26.413   | 1'34.823        | 268,0        | 11:25'23.743 |
| 13                         | 22.653        | 27.705        | 18.586        | 1'43.631 | 2'52.575P       | 269,3        | 11:28'16.318 |
| 14                         | 27.869        | 29.222        | 18.634        | 26.531   | 1'42.256P       |              | 11:29'58.574 |
| 15                         | <b>22.246</b> | <b>27.171</b> | <b>17.889</b> | 26.714   | <b>1'34.020</b> | 272,0        | 11:31'32.594 |
| 16                         | 22.619        | 28.530        | 18.208        | 26.285   | 1'35.642        | 268,0        | 11:33'08.236 |

| 7° 13 A. WEST (1'34.154) |        |        |        |        |           |       |              |
|--------------------------|--------|--------|--------|--------|-----------|-------|--------------|
| Lap                      | Seg.1  | Seg.2  | Seg.3  | Seg.4  | Lap Time  | km/h  | Local Time   |
| 1                        | 31.650 | 31.126 | 20.142 | 28.839 | 1'51.757P |       | 10:53'25.812 |
| 2                        | 23.937 | 28.703 | 19.181 | 26.786 | 1'38.607  | 259,6 | 10:55'17.569 |

23/02/2018

P = Pits In/Out - C = Lap Time Cancelled

These data/results cannot be reproduced, stored and/or transmitted in whole or in part by any manner of electronic, mechanical, photocopying, recording, broadcasting or otherwise now known or herein after developed without the previous express consent by the copyright owner, except for reproduction in daily press and regular printed publications on sale to the public within 60 days of the event related to those data/results and always provided that copyright symbol appears together as follows below.

© DORNA WSBK ORGANIZATION Srl 2018

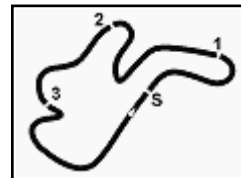
FICR PERUGIA TIMING



Official Tyre Supplier



Official Timekeeper



## Australian Round, 23-24-25 February 2018

### World Supersport - Chronological Analysis Free Practice 1st Session

Phillip Island 4.445 m

2 / 4

|   |        |        |        |        |          |              |              |    |               |               |               |           |                 |              |              |
|---|--------|--------|--------|--------|----------|--------------|--------------|----|---------------|---------------|---------------|-----------|-----------------|--------------|--------------|
| 3 | 23.824 | 27.862 | 18.171 | 26.642 | 1'36.499 | 268,0        | 10:58'32.675 | 7  | 23.228        | 27.959        | 18.405        | 14'24.151 | 15'33.743P      | 270,0        | 11:23'29.730 |
| 4 | 23.031 | 28.340 | 18.286 | 26.599 | 1'36.256 | 271,4        | 11:00'08.931 | 8  | 29.908        | 28.416        | 18.644        | 26.854    | 1'43.822P       |              | 11:25'13.552 |
| 5 | 22.932 | 27.650 | 18.124 | 26.363 | 1'35.069 | 268,0        | 11:01'44.000 | 9  | 23.231        | 27.957        | 18.151        | 26.664    | 1'36.003        | 267,3        | 11:26'49.555 |
| 6 | 22.759 | 27.582 | 17.979 | 26.621 | 1'34.941 | 271,4        | 11:03'18.941 | 10 | 22.788        | 27.840        | 18.116        | 26.601    | 1'35.345        | 268,7        | 11:28'24.900 |
| 7 | 23.001 | 27.783 | 18.578 | 27.520 | 1'36.882 | <b>274,8</b> | 11:04'55.823 | 11 | 22.673        | <b>27.358</b> | <b>18.007</b> | 26.408    | <b>1'34.446</b> | 267,3        | 11:29'59.346 |
| 8 | 22.872 | 27.410 | 18.116 | 26.545 | 1'34.943 | 262,8        | 11:06'30.766 | 12 | 22.597        | 27.713        | 18.085        | 26.470    | 1'34.865        | <b>270,7</b> | 11:31'34.211 |
| 9 | 22.946 | 27.509 | 18.169 | 26.675 | 1'35.299 | 264,7        | 11:08'06.065 | 13 | <b>22.579</b> | 27.639        | 18.854        | 26.792    | 1'35.864        | 269,3        | 11:33'10.075 |

**11° 66 N. TUULI (1'34.895)**

| Lap | Seg.1         | Seg.2         | Seg.3         | Seg.4     | Lap Time        | km/h         | Local Time   |
|-----|---------------|---------------|---------------|-----------|-----------------|--------------|--------------|
| 1   | 32.106        | 34.273        | 19.404        | 27.823    | 1'53.606P       |              | 10:58'21.078 |
| 2   | 23.601        | 28.308        | 18.609        | 27.062    | 1'37.580        | 266,7        | 11:01'52.264 |
| 3   | 23.090        | 27.836        | 18.352        | 26.876    | 1'36.154        | <b>271,4</b> | 11:03'28.418 |
| 4   | 22.883        | 27.925        | 18.209        | 26.862    | 1'35.879        | 266,0        | 11:05'04.297 |
| 5   | 22.850        | 27.566        | 18.239        | 26.937    | 1'35.592        | 264,7        | 11:06'39.889 |
| 6   | 22.803        | 36.210        | 19.341        | 12'04.233 | 13'22.587P      | 265,4        | 11:20'02.476 |
| 7   | 31.344        | 28.730        | 18.632        | 27.194    | 1'45.900P       |              | 11:21'48.376 |
| 8   | 22.946        | 27.677        | 18.287        | 26.811    | 1'35.721        | 264,7        | 11:23'24.097 |
| 9   | 22.867        | 28.305        | 21.020        | 28.113    | 1'40.305        | 265,4        | 11:25'04.402 |
| 10  | 22.862        | 27.766        | 18.301        | 28.931    | 1'37.860        | 265,4        | 11:26'42.262 |
| 11  | 22.963        | 36.200        | 19.051        | 1'16.844  | 2'35.058P       | 270,7        | 11:29'17.320 |
| 12  | 28.981        | 29.310        | 20.213        | 26.838    | 1'45.342P       |              | 11:31'02.662 |
| 13  | <b>22.698</b> | <b>27.434</b> | <b>18.139</b> | 26.624    | <b>1'34.895</b> | 268,7        | 11:32'37.557 |

**12° 86 A. BADOVINI (1'34.993)**

| Lap | Seg.1         | Seg.2         | Seg.3         | Seg.4     | Lap Time        | km/h         | Local Time   |
|-----|---------------|---------------|---------------|-----------|-----------------|--------------|--------------|
| 1   | 39.689        | 30.292        | 19.920        | 28.238    | 1'58.139P       |              | 10:54'52.958 |
| 2   | 24.265        | 28.890        | 18.633        | 27.291    | 1'39.079        | 264,7        | 10:58'30.176 |
| 3   | 23.307        | 27.887        | 18.433        | 26.939    | 1'36.566        | 270,0        | 11:00'06.742 |
| 4   | 22.978        | 27.887        | 18.230        | 26.743    | 1'35.838        | 267,3        | 11:01'42.580 |
| 5   | 23.136        | 28.333        | 18.124        | 26.644    | 1'36.237        | <b>270,7</b> | 11:03'18.817 |
| 6   | 22.874        | 28.471        | 18.349        | 27.390    | 1'37.084        | 270,0        | 11:04'55.901 |
| 7   | 23.364        | 27.941        | 18.363        | 26.653    | 1'36.321        | 260,9        | 11:06'32.222 |
| 8   | <b>22.769</b> | 27.618        | 18.091        | 26.515    | <b>1'34.993</b> | 266,0        | 11:08'07.215 |
| 9   | 24.303        | 29.207        | 18.838        | 15'04.290 | 16'16.638P      | 268,0        | 11:24'23.853 |
| 10  | 34.699        | 29.704        | 18.630        | 26.806    | 1'49.839P       |              | 11:26'13.692 |
| 11  | 22.962        | 27.576        | 18.140        | 26.458    | 1'35.136        | 265,4        | 11:27'48.828 |
| 12  | 22.860        | 29.286        | 18.845        | 26.968    | 1'37.959        | 264,7        | 11:29'26.787 |
| 13  | 22.867        | 27.516        | 18.116        | 26.537    | 1'35.036        | 264,7        | 11:31'01.823 |
| 14  | 22.942        | <b>27.326</b> | <b>18.061</b> | 26.665    | 1'34.994        | 264,1        | 11:32'36.817 |

**13° 65 M. CANDUCCI (1'35.038)**

| Lap | Seg.1         | Seg.2         | Seg.3  | Seg.4    | Lap Time   | km/h         | Local Time   |
|-----|---------------|---------------|--------|----------|------------|--------------|--------------|
| 1   | 42.676        | 39.954        | 24.847 | 7'35.023 | 9'22.500P  |              | 10:43'29.922 |
| 2   | 36.753        | 33.101        | 21.165 | 30.190   | 2'01.209P  |              | 10:54'53.631 |
| 3   | 25.694        | 30.202        | 19.600 | 28.150   | 1'43.646   | 258,4        | 10:56'37.277 |
| 4   | 24.447        | 29.574        | 19.107 | 27.663   | 1'40.791   | 262,1        | 10:58'18.068 |
| 5   | 23.620        | 28.428        | 18.707 | 27.283   | 1'38.038   | 262,8        | 10:59'56.106 |
| 6   | 23.506        | 28.222        | 18.390 | 27.064   | 1'37.182   | 264,7        | 11:01'33.288 |
| 7   | 23.230        | 28.148        | 18.410 | 27.048   | 1'36.836   | 266,7        | 11:03'10.124 |
| 8   | 23.132        | 28.118        | 18.269 | 27.309   | 1'36.828   | 266,7        | 11:04'46.952 |
| 9   | 23.278        | 27.948        | 18.321 | 27.023   | 1'36.570   | 269,3        | 11:06'23.522 |
| 10  | 23.250        | 27.887        | 18.771 | 27.153   | 1'37.061   | 265,4        | 11:08'00.583 |
| 11  | 23.331        | 28.081        | 18.287 | 26.824   | 1'36.523   | 264,7        | 11:09'37.106 |
| 12  | 23.327        | 28.007        | 18.317 | 26.955   | 1'36.606   | 265,4        | 11:11'13.712 |
| 13  | 23.331        | 28.007        | 18.228 | 26.967   | 1'36.533   | 266,0        | 11:12'50.245 |
| 14  | 24.363        | 30.113        | 19.692 | 9'25.665 | 10'39.833P | 263,4        | 11:23'30.078 |
| 15  | 29.857        | 28.425        | 18.951 | 26.824   | 1'44.057P  |              | 11:25'14.135 |
| 16  | 23.065        | 28.051        | 18.116 | 26.512   | 1'35.744   | 268,0        | 11:26'49.879 |
| 17  | <b>22.707</b> | 28.077        | 18.012 | 26.424   | 1'35.220   | 271,4        | 11:28'25.099 |
| 18  | 22.771        | <b>27.719</b> | 18.085 | 26.600   | 1'35.175   | <b>274,8</b> | 11:30'00.274 |

**8° 16 J. CLUZEL (1'34.219)**

| Lap | Seg.1         | Seg.2         | Seg.3         | Seg.4     | Lap Time        | km/h         | Local Time   |
|-----|---------------|---------------|---------------|-----------|-----------------|--------------|--------------|
| 1   | 31.954        | 33.320        | 21.085        | 29.152    | 1'55.511P       |              | 10:42'31.278 |
| 2   | 24.848        | 29.814        | 19.151        | 27.403    | 1'41.216        | 266,0        | 10:46'08.005 |
| 3   | 23.490        | 35.159        | 20.005        | 2'47.409  | 4'06.063P       | 270,0        | 10:50'14.068 |
| 4   | 27.156        | 28.287        | 18.654        | 26.937    | 1'41.034P       |              | 10:51'55.102 |
| 5   | 23.242        | 27.723        | 18.287        | 26.883    | 1'36.135        | 269,3        | 10:53'31.237 |
| 6   | 22.932        | 28.430        | 18.292        | 26.647    | 1'36.301        | 272,0        | 10:55'07.538 |
| 7   | 22.698        | 27.886        | 18.221        | 26.704    | 1'35.509        | 272,7        | 10:56'43.047 |
| 8   | 23.910        | 29.019        | 18.307        | 6'04.152  | 7'15.388P       | 272,0        | 11:03'58.435 |
| 9   | 27.997        | 28.622        | 18.522        | 27.077    | 1'42.218P       |              | 11:05'40.653 |
| 10  | 22.611        | 27.449        | 17.964        | 26.460    | 1'34.484        | 271,4        | 11:07'15.137 |
| 11  | 22.571        | 27.535        | 17.993        | 26.493    | 1'34.592        | 271,4        | 11:08'49.729 |
| 12  | 23.603        | 31.156        | 18.845        | 13'02.991 | 14'16.595P      | 272,7        | 11:23'06.324 |
| 13  | 27.069        | 28.299        | 18.870        | 27.113    | 1'41.351P       |              | 11:24'47.675 |
| 14  | 22.714        | 47.283        | 18.280        | 29.732    | 1'58.009        | 270,0        | 11:26'45.684 |
| 15  | 22.558        | 27.676        | 18.053        | 26.403    | 1'34.690        | 273,4        | 11:28'20.374 |
| 16  | <b>22.460</b> | 28.457        | 18.516        | 26.496    | 1'35.929        | 274,8        | 11:29'56.303 |
| 17  | 22.548        | <b>27.302</b> | <b>17.943</b> | 26.426    | <b>1'34.219</b> | <b>275,5</b> | 11:31'30.522 |

**9° 81 L. STAPLEFORD (1'34.225)**

| Lap | Seg.1         | Seg.2         | Seg.3         | Seg.4     | Lap Time        | km/h         | Local Time   |
|-----|---------------|---------------|---------------|-----------|-----------------|--------------|--------------|
| 1   | 32.945        | 32.191        | 20.210        | 27.754    | 1'53.100P       |              | 10:57'09.902 |
| 2   | 23.589        | 28.154        | 18.509        | 26.867    | 1'37.119        | 262,8        | 10:58'47.021 |
| 3   | 22.983        | 27.614        | 18.449        | 26.574    | 1'35.620        | 264,7        | 11:00'22.641 |
| 4   | 22.860        | 27.549        | 18.149        | 26.482    | 1'35.040        | 266,0        | 11:01'57.681 |
| 5   | 22.835        | 27.901        | 19.682        | 17'21.942 | 18'32.360P      | <b>268,0</b> | 11:20'30.041 |
| 6   | 34.088        | 31.087        | 19.392        | 27.181    | 1'51.748P       |              | 11:22'21.789 |
| 7   | 23.170        | 28.045        | 18.207        | 26.538    | 1'35.960        | 264,7        | 11:23'57.749 |
| 8   | 22.721        | 27.419        | 18.014        | 26.400    | 1'34.554        | 264,7        | 11:25'32.303 |
| 9   | 22.832        | 27.472        | 18.035        | 26.341    | 1'34.680        | 267,3        | 11:27'06.983 |
| 10  | 22.575        | 27.461        | <b>17.976</b> | 26.307    | 1'34.319        | 266,0        | 11:28'41.302 |
| 11  | <b>22.520</b> | <b>27.371</b> | 18.030        | 26.304    | <b>1'34.225</b> | 266,7        | 11:30'15.527 |
| 12  | 22.693        | 28.177        | 19.581        | 28.986    | 1'39.437        | 266,7        | 11:31'54.964 |

**10° 111 K. SMITH (1'34.446)**

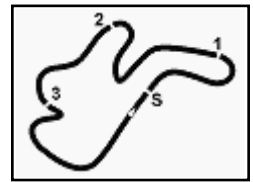
| Lap | Seg.1  | Seg.2  | Seg.3  | Seg.4  | Lap Time  | km/h  | Local Time   |
|-----|--------|--------|--------|--------|-----------|-------|--------------|
| 1   | 33.164 | 31.442 | 20.270 | 29.163 | 1'54.039P |       | 10:57'58.992 |
| 2   | 24.694 | 28.731 | 18.750 | 27.026 | 1'39.201  | 264,7 | 11:01'32.232 |
| 3   | 22.991 | 28.201 | 18.415 | 27.123 | 1'36.730  | 268,7 | 11:03'08.962 |
| 4   | 23.066 | 27.953 | 18.252 | 26.713 | 1'35.984  | 268,0 | 11:04'44.946 |
| 5   | 22.732 | 27.741 | 18.403 | 27.112 | 1'35.988  | 268,0 | 11:06'20.934 |
| 6   | 22.700 | 27.626 | 18.083 | 26.644 | 1'35.053  | 270,0 | 11:07'55.987 |

23/02/2018 P = Pits In/Out - C = Lap Time Cancelled

These data/results cannot be reproduced, stored and/or transmitted in whole or in part by any manner of electronic, mechanical, photocopying, recording, broadcasting or otherwise now known or herein after developed without the previous express consent by the copyright owner, except for reproduction in daily press and regular printed publications on sale to the public within 60 days of the event related to those data/results and always provided that copyright symbol appears together as follows below.

© DORNA WSBK ORGANIZATION Srl 2018





## Australian Round, 23-24-25 February 2018

### World Supersport - Chronological Analysis Free Practice 1st Session

Phillip Island 4.445 m

3 / 4

|                                       |               |               |               |           |                 |              |              |                                       |               |               |               |           |                 |              |              |
|---------------------------------------|---------------|---------------|---------------|-----------|-----------------|--------------|--------------|---------------------------------------|---------------|---------------|---------------|-----------|-----------------|--------------|--------------|
| 19                                    | 22.751        | 27.762        | <b>17.958</b> | 26.567    | <b>1'35.038</b> | 269,3        | 11:31'35.312 | 5                                     | 22.950        | 28.019        | 18.284        | 26.734    | 1'35.987        | 270,7        | 11:04'56.818 |
| 20                                    | 22.854        | 27.811        | 18.862        | 27.017    | 1'36.544        | 269,3        | 11:33'11.856 | 6                                     | 22.948        | 27.968        | 18.248        | 26.886    | 1'36.050        | 270,0        | 11:06'32.868 |
| <b>14° 36 T. GRADINGER (1'35.044)</b> |               |               |               |           |                 |              |              |                                       |               |               |               |           |                 |              |              |
| Lap                                   | Seg.1         | Seg.2         | Seg.3         | Seg.4     | Lap Time        | km/h         | Local Time   |                                       |               |               |               |           |                 |              |              |
|                                       |               |               |               |           |                 |              |              | 10:52'43.354                          |               |               |               |           |                 |              |              |
| 1                                     | 36.426        | 34.079        | 21.777        | 30.700    | 2'02.982P       |              | 10:54'46.336 | 7                                     | 22.965        | 28.323        | 18.467        | 18'24.747 | 19'34.502P      | 272,0        | 11:26'07.370 |
| 2                                     | 25.059        | 29.968        | 19.526        | 28.021    | 1'42.574        | 262,8        | 10:56'28.910 | 8                                     | 31.043        | 28.777        | 18.317        | 26.690    | 1'44.827P       |              | 11:27'52.197 |
| 3                                     | 23.703        | 28.729        | 18.792        | 28.243    | 1'39.467        | 268,0        | 10:58'08.377 | 9                                     | <b>22.928</b> | <b>27.941</b> | 18.184        | 27.034    | 1'36.087        | 268,0        | 11:29'28.284 |
| 4                                     | 23.499        | 28.409        | 18.630        | 27.473    | 1'38.011        | 269,3        | 10:59'46.388 | 10                                    | 22.932        | 28.025        | 18.153        | 27.029    | 1'36.139        | 269,3        | 11:31'04.423 |
| 5                                     | 23.257        | 28.097        | 18.542        | 27.130    | 1'37.026        | 268,0        | 11:01'23.414 | 11                                    | 22.996        | 27.963        | 18.116        | 26.804    | <b>1'35.879</b> | 269,3        | 11:32'40.302 |
| 6                                     | 24.010        | 31.012        | 19.525        | 27.329    | 1'41.876        | 272,0        | 11:03'05.290 | <b>18° 94 M. DI MEGLIO (1'36.077)</b> |               |               |               |           |                 |              |              |
| 7                                     | 23.223        | 28.619        | 18.561        | 27.070    | 1'37.473        | 270,0        | 11:04'42.763 | Lap                                   | Seg.1         | Seg.2         | Seg.3         | Seg.4     | Lap Time        | km/h         | Local Time   |
| 8                                     | 22.915        | 28.050        | 18.314        | 26.823    | 1'36.102        | 270,7        | 11:06'18.865 | 1                                     | 36.977        | 36.801        | 22.085        | 12'06.244 | 13'42.107P      |              | 10:41'26.337 |
| 9                                     | 22.954        | 27.740        | 18.342        | 26.875    | 1'35.911        | 270,7        | 11:07'54.776 | 2                                     | 30.792        | 29.351        | 19.379        | 27.838    | 1'47.360P       |              | 10:56'55.804 |
| 10                                    | 22.977        | 27.588        | <b>18.210</b> | 26.541    | 1'35.316        | 259,0        | 11:09'30.092 | 3                                     | 23.594        | 28.103        | 18.292        | 26.871    | 1'36.860        | 257,8        | 10:58'32.664 |
| 11                                    | 22.952        | 27.963        | 18.690        | 12'31.018 | 13'40.623P      | 272,0        | 11:23'10.715 | 4                                     | 23.350        | 28.315        | 18.324        | 27.071    | 1'37.060        | 266,0        | 11:00'09.724 |
| 12                                    | 31.062        | 28.326        | 18.439        | 26.919    | 1'44.746P       |              | 11:24'55.461 | 5                                     | <b>22.882</b> | 27.969        | 18.408        | 26.818    | <b>1'36.077</b> | 268,7        | 11:01'45.801 |
| 13                                    | 22.826        | 30.948        | 20.161        | 27.275    | 1'41.210        | 272,0        | 11:26'36.671 | 6                                     | 23.393        | 28.566        | 18.563        | 10'23.378 | 11'33.900P      | <b>270,7</b> | 11:13'19.701 |
| 14                                    | 23.025        | 27.703        | 18.319        | 26.707    | 1'35.754        | 270,7        | 11:28'12.425 | 7                                     | 33.712        | 38.832        | 25.299        | 7'26.677  | 9'04.520P       |              | 11:22'24.221 |
| 15                                    | <b>22.764</b> | <b>27.465</b> | 18.245        | 26.570    | <b>1'35.044</b> | 271,4        | 11:29'47.469 | 8                                     | 30.135        | 31.545        | 19.578        | 28.096    | 1'49.354P       |              | 11:24'13.575 |
| 16                                    | 49.019        | 30.732        | 18.647        | 27.365    | 2'05.763        | <b>272,7</b> | 11:31'53.232 | 9                                     | 22.990        | 27.938        | <b>18.288</b> | 26.947    | 1'36.163        | 262,8        | 11:25'49.738 |
| 17                                    | 22.892        | 27.764        | 18.362        | 26.580    | 1'35.598        | 272,0        | 11:33'28.830 | 10                                    | 23.078        | 27.908        | 18.311        | 26.917    | 1'36.214        | 261,5        | 11:27'25.952 |
| <b>15° 78 H. OKUBO (1'35.079)</b>     |               |               |               |           |                 |              |              |                                       |               |               |               |           |                 |              |              |
| Lap                                   | Seg.1         | Seg.2         | Seg.3         | Seg.4     | Lap Time        | km/h         | Local Time   |                                       |               |               |               |           |                 |              |              |
|                                       |               |               |               |           |                 |              |              | 10:51'34.197                          |               |               |               |           |                 |              |              |
| 1                                     | 33.592        | 32.337        | 20.217        | 2'04.227  | 3'30.373P       |              | 10:55'04.570 | <b>19° 83 L. EPIS (1'36.402)</b>      |               |               |               |           |                 |              |              |
| 2                                     | 31.113        | 29.665        | 19.642        | 28.407    | 1'48.827P       |              | 10:56'53.397 | Lap                                   | Seg.1         | Seg.2         | Seg.3         | Seg.4     | Lap Time        | km/h         | Local Time   |
| 3                                     | 24.161        | 28.757        | 18.647        | 27.212    | 1'38.777        | 270,0        | 10:58'32.174 | 1                                     | 31.604        | 33.166        | 21.336        | 30.381    | 1'56.487P       |              | 10:44'44.933 |
| 4                                     | 23.316        | 28.469        | 18.328        | 27.162    | 1'37.275        | 272,7        | 11:00'09.449 | 2                                     | 26.203        | 31.277        | 20.907        | 30.160    | 1'48.547C       | 255,9        | 10:46'33.480 |
| 5                                     | 23.008        | 27.964        | 18.358        | 26.798    | 1'36.128        | 273,4        | 11:01'45.577 | 3                                     | 29.225        | 34.539        | 22.664        | 11'22.994 | 12'49.422P      | 206,9        | 10:59'22.902 |
| 6                                     | 23.463        | 28.203        | 18.619        | 6'24.885  | 7'35.170P       | 274,1        | 11:09'20.747 | 4                                     | 29.752        | 30.664        | 19.669        | 28.772    | 1'48.857P       |              | 11:01'11.759 |
| 7                                     | 34.643        | 29.533        | 18.798        | 31.157    | 1'54.131P       |              | 11:11'14.878 | 5                                     | 24.654        | 28.797        | 18.982        | 27.885    | 1'40.318        | 259,6        | 11:02'52.077 |
| 8                                     | 22.963        | 28.069        | 18.211        | 27.009    | 1'36.252        | 271,4        | 11:12'51.130 | 6                                     | 24.990        | 28.587        | 19.076        | 27.680    | 1'40.333        | 259,0        | 11:04'32.410 |
| 9                                     | 23.663        | 31.500        | 19.143        | 8'27.590  | 9'41.896P       | 271,4        | 11:22'33.026 | 7                                     | 23.943        | 28.286        | 18.657        | 27.540    | 1'38.426        | 259,6        | 11:06'10.836 |
| 10                                    | 30.262        | 28.257        | 18.327        | 26.808    | 1'43.654P       |              | 11:24'16.680 | 8                                     | 23.852        | 28.870        | 20.336        | 32.145    | 1'45.203        | 259,6        | 11:07'56.039 |
| 11                                    | <b>22.628</b> | <b>27.562</b> | 18.179        | 26.710    | <b>1'35.079</b> | 272,0        | 11:25'51.759 | 9                                     | 23.798        | 28.260        | 18.512        | 27.214    | 1'37.784        | <b>269,3</b> | 11:09'33.823 |
| 12                                    | 22.714        | 27.923        | 18.124        | 26.674    | 1'35.435        | 273,4        | 11:27'27.194 | 10                                    | 23.604        | 28.193        | 18.788        | 27.462    | 1'38.047        | 261,5        | 11:11'11.870 |
| 13                                    | 22.732        | 27.815        | <b>18.072</b> | 26.741    | 1'35.360        | 272,0        | 11:29'02.554 | 11                                    | 26.748        | 30.923        | 19.638        | 9'12.265  | 10'29.574P      | 259,6        | 11:21'41.444 |
| 14                                    | 22.937        | 28.336        | 18.410        | 26.871    | 1'36.554        | <b>275,5</b> | 11:30'39.108 | 12                                    | 30.521        | 28.835        | 18.667        | 27.310    | 1'45.333P       |              | 11:23'26.777 |
| 15                                    | 22.762        | 27.772        | 18.205        | 26.777    | 1'35.516        | 272,7        | 11:32'14.624 | 13                                    | 23.766        | 28.290        | 18.499        | 27.425    | 1'37.980        | 264,1        | 11:25'04.757 |
| 16                                    | 24.400        | 32.073        | 18.731        | 27.474    | 1'42.678        | 272,0        | 11:33'57.302 | 14                                    | 23.471        | 28.069        | 18.431        | 27.182    | 1'37.153        | 268,0        | 11:26'41.910 |
| <b>16° 84 L. CRESSON (1'35.487)</b>   |               |               |               |           |                 |              |              |                                       |               |               |               |           |                 |              |              |
| Lap                                   | Seg.1         | Seg.2         | Seg.3         | Seg.4     | Lap Time        | km/h         | Local Time   |                                       |               |               |               |           |                 |              |              |
|                                       |               |               |               |           |                 |              |              | 10:53'04.729                          |               |               |               |           |                 |              |              |
| 1                                     | 34.528        | 33.710        | 21.498        | 30.150    | 1'59.886P       |              | 10:55'04.615 | <b>20° 38 H. SOOMER (1'36.694)</b>    |               |               |               |           |                 |              |              |
| 2                                     | 24.828        | 30.147        | 19.216        | 28.596    | 1'42.787        | 265,4        | 10:56'47.402 | Lap                                   | Seg.1         | Seg.2         | Seg.3         | Seg.4     | Lap Time        | km/h         | Local Time   |
| 3                                     | 23.746        | 29.342        | 19.026        | 27.910    | 1'40.024        | 270,0        | 10:58'27.426 | 1                                     | 37.286        | 30.949        | 19.958        | 28.001    | 1'56.194P       |              | 10:56'55.763 |
| 4                                     | 23.426        | 28.592        | 18.433        | 27.395    | 1'37.846        | 268,7        | 11:00'05.272 | 2                                     | 24.763        | 29.428        | 18.835        | 27.138    | 1'40.164        | 251,7        | 10:58'35.927 |
| 5                                     | 23.481        | 28.055        | 18.243        | 27.225    | 1'37.004        | 269,3        | 11:01'42.276 | 3                                     | 23.683        | 28.334        | 19.107        | 27.610    | 1'38.734        | <b>269,3</b> | 11:00'14.661 |
| 6                                     | 23.198        | 27.852        | 18.145        | 26.831    | 1'36.026        | 270,7        | 11:03'18.302 | 4                                     | 23.315        | 28.384        | 18.619        | 26.964    | 1'37.282        | <b>269,3</b> | 11:01'51.943 |
| 7                                     | 23.099        | 29.201        | 18.202        | 27.235    | 1'37.737        | 270,0        | 11:04'56.039 | 5                                     | 23.560        | 28.382        | 18.515        | 27.000    | 1'37.457        | <b>269,3</b> | 11:03'29.400 |
| 8                                     | 22.944        | 28.424        | 18.355        | 26.780    | 1'36.503        | 272,7        | 11:06'32.542 | 6                                     | 23.221        | 28.142        | 18.422        | 26.909    | <b>1'36.694</b> | <b>269,3</b> | 11:05'06.094 |
| 9                                     | <b>22.793</b> | <b>27.789</b> | <b>18.036</b> | 26.869    | <b>1'35.487</b> | <b>278,4</b> | 11:08'08.029 | 7                                     | 23.403        | 28.382        | 18.889        | 5'10.531  | 6'21.205P       | 268,7        | 11:11'27.299 |
| <b>17° 7 T. TOPARIS (1'35.879)</b>    |               |               |               |           |                 |              |              |                                       |               |               |               |           |                 |              |              |
| Lap                                   | Seg.1         | Seg.2         | Seg.3         | Seg.4     | Lap Time        | km/h         | Local Time   |                                       |               |               |               |           |                 |              |              |
|                                       |               |               |               |           |                 |              |              | 10:56'43.634                          |               |               |               |           |                 |              |              |
| 1                                     | 30.261        | 30.870        | 19.070        | 27.126    | 1'47.327P       |              | 10:58'30.961 | 8                                     | 30.641        | 28.891        | 18.570        | 27.561    | 1'45.663P       |              | 11:13'12.962 |
| 2                                     | 23.349        | 28.678        | 18.515        | 26.690    | 1'37.232        | 271,4        | 11:00'08.193 | 9                                     | 23.774        | 28.446        | 18.706        | 27.558    | 1'38.484        | 263,4        | 11:14'51.446 |
| 3                                     | 23.239        | 28.455        | 18.338        | 26.655    | 1'36.687        | 270,7        | 11:01'44.880 | 10                                    | 23.675        | 28.339        | 18.578        | 27.272    | 1'37.864        | 264,1        | 11:16'29.310 |
| 4                                     | 23.121        | 28.037        | <b>18.103</b> | 26.690    | 1'35.951        | <b>272,7</b> | 11:03'20.831 | 11                                    | 23.424        | 28.256        | 18.560        | 3'23.771  | 4'34.011P       | 264,1        | 11:21'03.321 |
| <b>18° 23.912</b>                     |               |               |               |           |                 |              |              |                                       |               |               |               |           |                 |              |              |
| <b>23.322</b>                         |               |               |               |           |                 |              |              |                                       |               |               |               |           |                 |              |              |
| <b>23.197</b>                         |               |               |               |           |                 |              |              |                                       |               |               |               |           |                 |              |              |
| <b>18.322</b>                         |               |               |               |           |                 |              |              |                                       |               |               |               |           |                 |              |              |

23/02/2018

P = Pits In/Out - C = Lap Time Cancelled

These data/results cannot be reproduced, stored and/or transmitted in whole or in part by any manner of electronic, mechanical, photocopying, recording, broadcasting or otherwise now known or herein after developed without the previous express consent by the copyright owner, except for reproduction in daily press and regular printed publications on sale to the public within 60 days of the event related to those data/results and always provided that copyright symbol appears together as follows below.

© DORNA WSBK ORGANIZATION Srl 2018

FICR PERUGIA TIMING

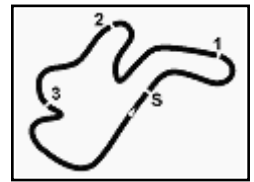


Official Tyre Supplier



Official Timekeeper





## Australian Round, 23-24-25 February 2018

### World Supersport - Chronological Analysis Free Practice 1st Session

|    |        |               |        |        |          |       |              |
|----|--------|---------------|--------|--------|----------|-------|--------------|
| 15 | 23.272 | <b>28.022</b> | 18.529 | 27.117 | 1'36.940 | 268,7 | 11:27'40.703 |
| 16 |        |               | 18.384 | 27.580 | 1'56.549 | 268,0 | 11:29'37.252 |
| 17 | 23.536 | 28.210        | 18.461 | 27.202 | 1'37.409 | 268,0 | 11:31'14.661 |
| 18 | 23.649 | 28.440        | 18.646 | 27.225 | 1'37.960 | 266,7 | 11:32'52.621 |

| 21° 74 J. VAN SIKKELERUS (1'36.756) |               |               |               |           |                 |              |              |
|-------------------------------------|---------------|---------------|---------------|-----------|-----------------|--------------|--------------|
| Lap                                 | Seg.1         | Seg.2         | Seg.3         | Seg.4     | Lap Time        | km/h         | Local Time   |
|                                     |               |               |               |           |                 |              | 10:41'53.206 |
| 1                                   | 40.900        | 38.920        | 25.305        | 36.320    | 2'21.445P       |              | 10:44'14.651 |
| 2                                   | 31.045        | 35.801        | 23.118        | 33.365    | 2'03.329        | 169,3        | 10:46'17.980 |
| 3                                   | 30.970        | 37.403        | 23.938        | 2'58.770  | 4'31.081P       | 170,6        | 10:50'49.061 |
| 4                                   | 35.376        | 34.965        | 23.088        | 33.195    | 2'06.624P       |              | 10:52'55.685 |
| 5                                   | 30.114        | 34.300        | 23.150        | 31.587    | 1'59.151        | 163,6        | 10:54'54.836 |
| 6                                   | 27.473        | 32.462        | 21.379        | 35.134    | 1'56.448        | 199,3        | 10:56'51.284 |
| 7                                   | 27.847        | 32.481        | 21.605        | 23'27.745 | 24'49.678P      | 194,9        | 11:21'40.962 |
| 8                                   | 33.805        | 30.825        | 20.174        | 28.868    | 1'53.672P       |              | 11:23'34.634 |
| 9                                   | 24.409        | 28.897        | 19.097        | 27.144    | 1'39.547        | 258,4        | 11:25'14.181 |
| 10                                  | 23.545        | 28.208        | <b>18.442</b> | 27.000    | 1'37.195        | 261,5        | 11:26'51.376 |
| 11                                  | <b>23.281</b> | 28.178        | 18.452        | 27.002    | 1'36.913        | <b>262,8</b> | 11:28'28.289 |
| 12                                  | 23.386        | 28.256        | 18.496        | 27.354    | 1'37.492        | 261,5        | 11:30'05.781 |
| 13                                  | 23.296        | <b>27.874</b> | 18.511        | 27.075    | <b>1'36.756</b> | 255,3        | 11:31'42.537 |
| 14                                  | 23.506        | 31.049        | 20.216        | 28.125    | 1'42.896        | 260,9        | 11:33'25.433 |

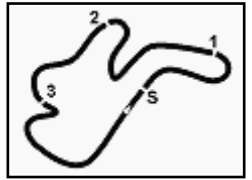
| 22° 10 N. CALERO (1'36.847) |               |               |               |           |                 |              |              |
|-----------------------------|---------------|---------------|---------------|-----------|-----------------|--------------|--------------|
| Lap                         | Seg.1         | Seg.2         | Seg.3         | Seg.4     | Lap Time        | km/h         | Local Time   |
|                             |               |               |               |           |                 |              | 10:42'02.889 |
| 1                           | 33.054        | 35.352        | 23.388        | 31.623    | 2'03.417P       |              | 10:44'06.306 |
| 2                           | 26.837        | 32.852        | 21.974        | 31.419    | 1'53.082        | 257,8        | 10:45'59.388 |
| 3                           | 35.031        | 38.862        | 23.121        | 13'07.839 | 14'44.853P      | 256,5        | 11:00'44.241 |
| 4                           | 31.211        | 32.786        | 19.695        | 28.462    | 1'52.154P       |              | 11:02'36.395 |
| 5                           | 24.636        | 29.950        | 19.704        | 28.001    | 1'42.291        | 264,7        | 11:04'18.686 |
| 6                           | 25.129        | 29.915        | 19.848        | 8'13.643  | 9'28.535P       | 262,8        | 11:13'47.221 |
| 7                           | 30.883        | 35.364        | 24.999        | 5'44.378  | 7'15.624P       |              | 11:21'02.845 |
| 8                           | 30.478        | 31.144        | 19.009        | 27.762    | 1'48.393P       |              | 11:22'51.238 |
| 9                           | 23.437        | <b>27.922</b> | 18.426        | 27.062    | <b>1'36.847</b> | 264,7        | 11:24'28.085 |
| 10                          | 23.339        | 28.470        | 18.648        | 27.197    | 1'37.654        | <b>266,0</b> | 11:26'05.739 |
| 11                          | <b>23.166</b> | 28.221        | 18.573        | 27.340    | 1'37.300        | 264,1        | 11:27'43.039 |
| 12                          | 24.295        | 30.573        | 19.832        | 1'51.153  | 3'05.853P       | 261,5        | 11:30'48.892 |
| 13                          | 27.556        | 28.736        | 18.654        | 27.129    | 1'42.075P       |              | 11:32'30.967 |
| 14                          | 23.263        | 28.247        | <b>18.376</b> | 27.035    | 1'36.921        | 264,1        | 11:34'07.888 |

| 23° 35 S. HILL (1'36.864) |               |               |               |          |                 |       |              |
|---------------------------|---------------|---------------|---------------|----------|-----------------|-------|--------------|
| Lap                       | Seg.1         | Seg.2         | Seg.3         | Seg.4    | Lap Time        | km/h  | Local Time   |
|                           |               |               |               |          |                 |       | 10:54'22.289 |
| 1                         | 36.334        | 37.128        | 26.556        | 31.402   | 2'11.420P       |       | 10:56'33.709 |
| 2                         | 26.986        | 37.294        | 21.537        | 30.128   | 1'55.945        | 211,8 | 10:58'29.654 |
| 3                         | 24.276        | 30.994        | 19.417        | 9'34.669 | 10'49.356P      | 257,1 | 11:09'19.010 |
| 4                         | 31.716        | 29.372        | 20.490        | 27.060   | 1'48.638P       |       | 11:11'07.648 |
| 5                         | <b>23.066</b> | <b>28.264</b> | <b>18.341</b> | 27.193   | <b>1'36.864</b> | 259,0 | 11:12'44.512 |

23/02/2018 P = Pits In/Out - C = Lap Time Cancelled

These data/results cannot be reproduced, stored and/or transmitted in whole or in part by any manner of electronic, mechanical, photocopying, recording, broadcasting or otherwise now known or herein after developed without the previous express consent by the copyright owner, except for reproduction in daily press and regular printed publications on sale to the public within 60 days of the event related to those data/results and always provided that copyright symbol appears together as follows below.

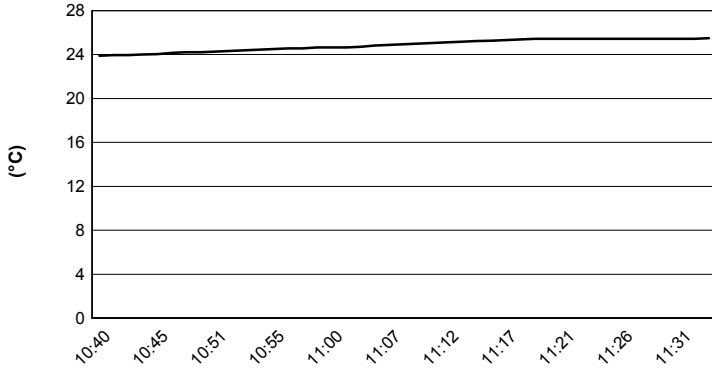
© DORNA WSBK ORGANIZATION Srl 2018



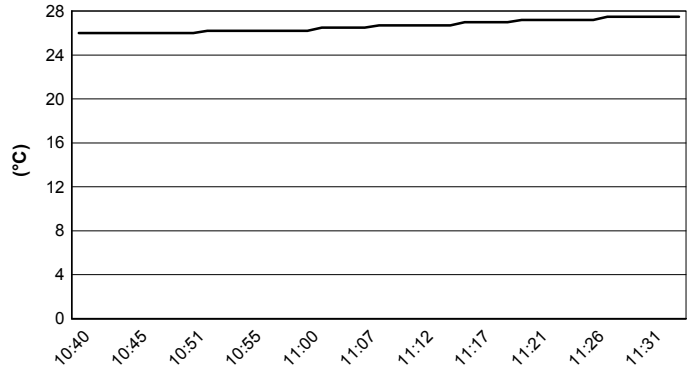
Phillip Island 4.445 m

**Australian Round, 23-24-25 February 2018**  
**World Supersport - Weather Report Free Practice 1st Session**  
 Session started 10:40 - Session ended 11:34

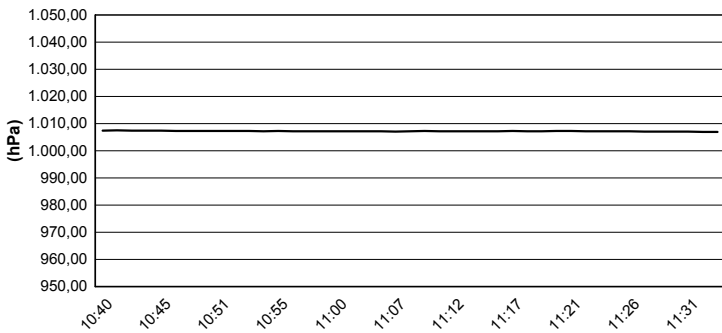
**Air Temperature**



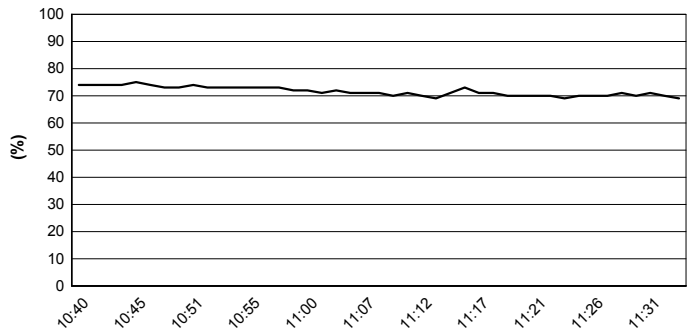
**Track Temperature**



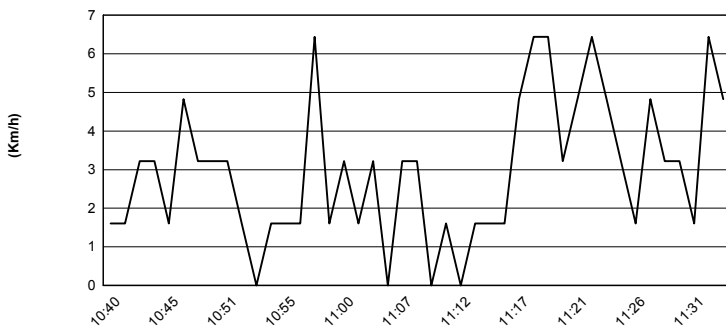
**Air Pressure**



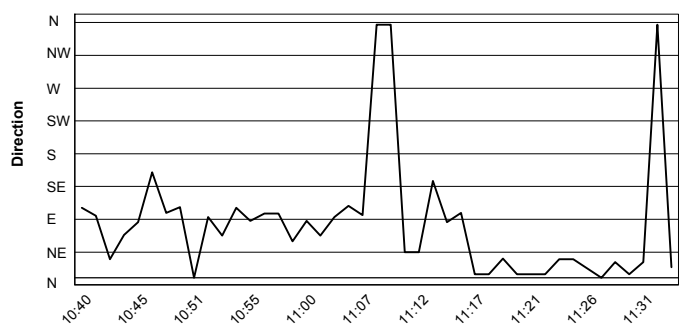
**Humidity**



**Wind Speed**



**Wind Direction**



23/02/2018

These data/results cannot be reproduced, stored and/or transmitted in whole or in part by any manner of electronic, mechanical, photocopying, recording, broadcasting or otherwise now known or herein after developed without the previous express consent by the copyright owner, except for reproduction in daily press and regular printed publications on sale to the public within 60 days of the event related to those data/results and always provided that copyright symbol appears together as follows below.

© DORNA WSBK ORGANIZATION Srl 2018