

Australian Round, 23-24-25 February 2018

World Supersport - Results Free Practice 3rd Session

Phillip Island 4.445 m

1 / 2

| No. | Rider | Nat | Team | Bike | Time | Gap | Rel. | Laps | Speed | |
|-----|----------------------|-----|-----------------------------------|---------------------|-----------------|-------|-------|------|---------|--------------|
| | | | | | | | | | Avg | Max |
| 1 | 144 L. MAHIAS | FRA | GRT Yamaha Official WorldSSP Team | Yamaha YZF R6 | 1'33.847 | | | 6 | 170,512 | 270,0 |
| 2 | 11 S. CORTESE | GER | Kallio Racing | Yamaha YZF R6 | 1'33.978 | 0.131 | 0.131 | 6 | 170,274 | 271,4 |
| 3 | 16 J. CLUZEL | FRA | NRT | Yamaha YZF R6 | 1'34.002 | 0.155 | 0.024 | 9 | 170,230 | 277,6 |
| 4 | 13 A. WEST | AUS | EAB antwest Racing | Kawasaki ZX-6R | 1'34.060 | 0.213 | 0.058 | 7 | 170,125 | 272,0 |
| 5 | 21 R. KRUMMENACHER | SUI | BARDAHL Evan Bros. WorldSSP Team | Yamaha YZF R6 | 1'34.066 | 0.219 | 0.006 | 9 | 170,115 | 272,0 |
| 6 | 54 K. SOFUOGLU | TUR | Kawasaki Puccetti Racing | Kawasaki ZX-6R | 1'34.223 | 0.376 | 0.157 | 9 | 169,831 | 270,7 |
| 7 | 64 F. CARICASULO | ITA | GRT Yamaha Official WorldSSP Team | Yamaha YZF R6 | 1'34.238 | 0.391 | 0.015 | 9 | 169,804 | 268,7 |
| 8 | 3 R. DE ROSA | ITA | MV Agusta Reparto Corse by Vamag | MV Agusta F3 675 | 1'34.344 | 0.497 | 0.106 | 8 | 169,613 | 270,0 |
| 9 | 81 L. STAPLEFORD | GBR | Profile Racing | Triumph Daytona 675 | 1'34.466 | 0.619 | 0.122 | 6 | 169,394 | 273,4 |
| 10 | 86 A. BADOVINI | ITA | MV Agusta Reparto Corse by Vamag | MV Agusta F3 675 | 1'34.762 | 0.915 | 0.296 | 8 | 168,865 | 270,0 |
| 11 | 78 H. OKUBO | JPN | Kawasaki Puccetti Racing | Kawasaki ZX-6R | 1'34.882 | 1.035 | 0.120 | 9 | 168,652 | 275,5 |
| 12 | 84 L. CRESSON | BEL | Kallio Racing | Yamaha YZF R6 | 1'35.098 | 1.251 | 0.216 | 6 | 168,269 | 273,4 |
| 13 | 66 N. TUULI | FIN | CIA Landlord Insurance Honda | Honda CBR600RR | 1'35.103 | 1.256 | 0.005 | 8 | 168,260 | 273,4 |
| 14 | 36 T. GRADINGER | AUT | NRT | Yamaha YZF R6 | 1'35.248 | 1.401 | 0.145 | 9 | 168,004 | 276,2 |
| 15 | 111 K. SMITH | GBR | GEMAR Team Lorini | Honda CBR600RR | 1'35.456 | 1.609 | 0.208 | 7 | 167,637 | 270,0 |
| 16 | 94 M. DI MEGLIO | FRA | GMT94 Yamaha | Yamaha YZF R6 | 1'35.653 | 1.806 | 0.197 | 9 | 167,292 | 264,7 |
| 17 | 7 T. TOPARIS | AUS | Cube Racing | Kawasaki ZX-6R | 1'35.670 | 1.823 | 0.017 | 6 | 167,262 | 269,3 |
| 18 | 38 H. SOOMER | EST | Racedays | Honda CBR600RR | 1'35.970 | 2.123 | 0.300 | 8 | 166,740 | 270,7 |
| 19 | 10 N. CALERO | ESP | Orelac Racing VerdNatura | Kawasaki ZX-6R | 1'36.151 | 2.304 | 0.181 | 6 | 166,426 | 268,0 |
| 20 | 74 J. VAN SIKKELERUS | NED | GEMAR Team Lorini | Honda CBR600RR | 1'36.195 | 2.348 | 0.044 | 8 | 166,350 | 264,7 |
| 21 | 65 M. CANDUCCI | ITA | Team GoEleven Kawasaki | Kawasaki ZX-6R | 1'36.199 | 2.352 | 0.004 | 9 | 166,343 | 273,4 |
| 22 | 83 L. EPIS | AUS | Team GoEleven Kawasaki | Kawasaki ZX-6R | 1'36.318 | 2.471 | 0.119 | 9 | 166,137 | 266,7 |
| 23 | 35 S. HILL | GBR | Profile Racing | Triumph Daytona 675 | 1'37.562 | 3.715 | 1.244 | 6 | 164,019 | 266,7 |

| | | | | |
|-------|------------|-----|-------|------|
| AIR | Humidity: | 60% | Temp: | 27°C |
| TRACK | Condition: | Dry | Temp: | 27°C |

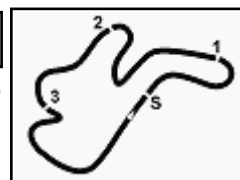
| | | | | | |
|---------|---------------|-----------------|----------|---------|------|
| Records | Pole (QP2) | 2013 S.Lowes | 1'32.545 | 172,910 | Km/h |
| | Race (RC) | 2013 K.Sofuoglu | 1'33.283 | 171,540 | Km/h |
| | Circuit (QP1) | 2013 S.Lowes | 1'32.545 | 172,910 | Km/h |

Start 10:10
End 10:33

The results are provisional until the end of the time limit for protests and appeals and the completion of the technical checks.

These data/results cannot be reproduced, stored and/or transmitted in whole or in part by any manner of electronic, mechanical, photocopying, recording, broadcasting or otherwise now known or herein after developed without the previous express consent by the copyright owner, except for reproduction in daily press and regular printed publications on sale to the public within 60 days of the event related to those data/results and always provided that copyright symbol appears together as follows below.

© DORNA WSBK ORGANIZATION Srl 2018



Australian Round, 23-24-25 February 2018

World Supersport - Results Free Practice 3rd Session

Session Highlights

| Local Time | No. Rider | Description |
|------------|----------------|---|
| 10.10.00 | | Start |
| 10.10.13 | | WorldSSP Pit Intervention Time: 1min 18secs |
| 10.25.16 | | RED FLAG |
| 10.25.33 | 54 K. SOFUOGLU | Crashed - Turn 3 |
| 10.29.55 | 54 K. SOFUOGLU | Medical Centre |
| 10.33.20 | | End Of Session |

Fastest Laps Sequence

| No. | Rider | Nat | Team | Bike | Local Time | Time | Gap | Avg |
|-----|-------------|-----|-----------------------------------|----------------|--------------|-----------------|--------|---------|
| 54 | K. SOFUOGLU | TUR | Kawasaki Puccetti Racing | Kawasaki ZX-6R | 10:13'25.536 | 1'34.503 | | 169,328 |
| 11 | S. CORTESE | GER | Kallio Racing | Yamaha YZF R6 | 10:14'38.067 | 1'34.427 | -0.076 | 169,464 |
| 16 | J. CLUZEL | FRA | NRT | Yamaha YZF R6 | 10:15'33.506 | 1'34.251 | -0.176 | 169,781 |
| 11 | S. CORTESE | GER | Kallio Racing | Yamaha YZF R6 | 10:16'12.045 | 1'33.978 | -0.273 | 170,274 |
| 144 | L. MAHIAS | FRA | GRT Yamaha Official WorldSSP Team | Yamaha YZF R6 | 10:16'40.905 | 1'33.847 | -0.131 | 170,512 |

24/02/2018 Start End The results are provisional until the end of the time limit for protests and appeals
10:10 10:33 and the completion of the technical checks.

These data/results cannot be reproduced, stored and/or transmitted in whole or in part by any manner of electronic, mechanical, photocopying, recording, broadcasting or otherwise now known or herein after developed without the previous express consent by the copyright owner, except for reproduction in daily press and regular printed publications on sale to the public within 60 days of the event related to those data/results and always provided that copyright symbol appears together as follows below.

© DORNA WSBK ORGANIZATION Srl 2018

Australian Round, 23-24-25 February 2018

World Supersport - Best Sector & Speed Free Practice 3rd Session

Phillip Island 4.445 m

BEST LAP

| | | | |
|----|----------------------|---------------------|----------|
| 1 | 144 L. MAHIAS | Yamaha YZF R6 | 1'33.847 |
| 2 | 11 S. CORTESE | Yamaha YZF R6 | 1'33.978 |
| 3 | 16 J. CLUZEL | Yamaha YZF R6 | 1'34.002 |
| 4 | 13 A. WEST | Kawasaki ZX-6R | 1'34.060 |
| 5 | 21 R. KRUMMENACHER | Yamaha YZF R6 | 1'34.066 |
| 6 | 54 K. SOFUOGLU | Kawasaki ZX-6R | 1'34.223 |
| 7 | 64 F. CARICASULO | Yamaha YZF R6 | 1'34.238 |
| 8 | 3 R. DE ROSA | MV Agusta F3 675 | 1'34.344 |
| 9 | 81 L. STAPLEFORD | Triumph Daytona 675 | 1'34.466 |
| 10 | 86 A. BADOVINI | MV Agusta F3 675 | 1'34.762 |
| 11 | 78 H. OKUBO | Kawasaki ZX-6R | 1'34.882 |
| 12 | 84 L. CRESSON | Yamaha YZF R6 | 1'35.098 |
| 13 | 66 N. TUULI | Honda CBR600RR | 1'35.103 |
| 14 | 36 T. GRADINGER | Yamaha YZF R6 | 1'35.248 |
| 15 | 111 K. SMITH | Honda CBR600RR | 1'35.456 |
| 16 | 94 M. DI MEGLIO | Yamaha YZF R6 | 1'35.653 |
| 17 | 7 T. TOPARIS | Kawasaki ZX-6R | 1'35.670 |
| 18 | 38 H. SOOMER | Honda CBR600RR | 1'35.970 |
| 19 | 10 N. CALERO | Kawasaki ZX-6R | 1'36.151 |
| 20 | 74 J. VAN SIKKELERUS | Honda CBR600RR | 1'36.195 |
| 21 | 65 M. CANDUCCI | Kawasaki ZX-6R | 1'36.199 |
| 22 | 83 L. EPIS | Kawasaki ZX-6R | 1'36.318 |
| 23 | 35 S. HILL | Triumph Daytona 675 | 1'37.562 |

SPEED

| | | | |
|----|----------------------|---------------------|-------|
| 1 | 16 J. CLUZEL | Yamaha YZF R6 | 277,6 |
| 2 | 36 T. GRADINGER | Yamaha YZF R6 | 276,2 |
| 3 | 78 H. OKUBO | Kawasaki ZX-6R | 275,5 |
| 4 | 81 L. STAPLEFORD | Triumph Daytona 675 | 273,4 |
| 5 | 66 N. TUULI | Honda CBR600RR | 273,4 |
| 6 | 84 L. CRESSON | Yamaha YZF R6 | 273,4 |
| 7 | 65 M. CANDUCCI | Kawasaki ZX-6R | 273,4 |
| 8 | 13 A. WEST | Kawasaki ZX-6R | 272,0 |
| 9 | 21 R. KRUMMENACHER | Yamaha YZF R6 | 272,0 |
| 10 | 11 S. CORTESE | Yamaha YZF R6 | 271,4 |
| 11 | 38 H. SOOMER | Honda CBR600RR | 270,7 |
| 12 | 54 K. SOFUOGLU | Kawasaki ZX-6R | 270,7 |
| 13 | 144 L. MAHIAS | Yamaha YZF R6 | 270,0 |
| 14 | 86 A. BADOVINI | MV Agusta F3 675 | 270,0 |
| 15 | 3 R. DE ROSA | MV Agusta F3 675 | 270,0 |
| 16 | 111 K. SMITH | Honda CBR600RR | 270,0 |
| 17 | 7 T. TOPARIS | Kawasaki ZX-6R | 269,3 |
| 18 | 64 F. CARICASULO | Yamaha YZF R6 | 268,7 |
| 19 | 10 N. CALERO | Kawasaki ZX-6R | 268,0 |
| 20 | 83 L. EPIS | Kawasaki ZX-6R | 266,7 |
| 21 | 35 S. HILL | Triumph Daytona 675 | 266,7 |
| 22 | 74 J. VAN SIKKELERUS | Honda CBR600RR | 264,7 |
| 23 | 94 M. DI MEGLIO | Yamaha YZF R6 | 264,7 |

SEG. 1

| | | |
|----|----------------------|--------|
| 1 | 54 K. SOFUOGLU | 22.354 |
| 2 | 11 S. CORTESE | 22.433 |
| 3 | 144 L. MAHIAS | 22.450 |
| 4 | 21 R. KRUMMENACHER | 22.491 |
| 5 | 64 F. CARICASULO | 22.525 |
| 6 | 16 J. CLUZEL | 22.528 |
| 7 | 81 L. STAPLEFORD | 22.568 |
| 8 | 3 R. DE ROSA | 22.591 |
| 9 | 78 H. OKUBO | 22.621 |
| 10 | 66 N. TUULI | 22.658 |
| 11 | 13 A. WEST | 22.671 |
| 12 | 86 A. BADOVINI | 22.756 |
| 13 | 65 M. CANDUCCI | 22.784 |
| 14 | 7 T. TOPARIS | 22.791 |
| 15 | 111 K. SMITH | 22.806 |
| 16 | 94 M. DI MEGLIO | 22.823 |
| 17 | 74 J. VAN SIKKELERUS | 22.831 |
| 18 | 84 L. CRESSON | 22.840 |
| 19 | 36 T. GRADINGER | 22.900 |
| 20 | 10 N. CALERO | 23.009 |
| 21 | 38 H. SOOMER | 23.066 |
| 22 | 83 L. EPIS | 23.160 |
| 23 | 35 S. HILL | 23.294 |

SEG. 2

| | | |
|----|----------------------|--------|
| 1 | 144 L. MAHIAS | 27.186 |
| 2 | 11 S. CORTESE | 27.186 |
| 3 | 21 R. KRUMMENACHER | 27.201 |
| 4 | 64 F. CARICASULO | 27.240 |
| 5 | 13 A. WEST | 27.249 |
| 6 | 54 K. SOFUOGLU | 27.270 |
| 7 | 16 J. CLUZEL | 27.326 |
| 8 | 3 R. DE ROSA | 27.332 |
| 9 | 86 A. BADOVINI | 27.389 |
| 10 | 66 N. TUULI | 27.413 |
| 11 | 81 L. STAPLEFORD | 27.437 |
| 12 | 36 T. GRADINGER | 27.509 |
| 13 | 84 L. CRESSON | 27.530 |
| 14 | 78 H. OKUBO | 27.580 |
| 15 | 94 M. DI MEGLIO | 27.630 |
| 16 | 111 K. SMITH | 27.678 |
| 17 | 83 L. EPIS | 27.726 |
| 18 | 38 H. SOOMER | 27.735 |
| 19 | 7 T. TOPARIS | 27.879 |
| 20 | 74 J. VAN SIKKELERUS | 27.889 |
| 21 | 65 M. CANDUCCI | 27.896 |
| 22 | 10 N. CALERO | 27.909 |
| 23 | 35 S. HILL | 28.198 |

SEG. 3

| | | |
|----|----------------------|--------|
| 1 | 11 S. CORTESE | 17.870 |
| 2 | 16 J. CLUZEL | 17.893 |
| 3 | 21 R. KRUMMENACHER | 17.936 |
| 4 | 54 K. SOFUOGLU | 17.949 |
| 5 | 13 A. WEST | 17.949 |
| 6 | 144 L. MAHIAS | 17.969 |
| 7 | 3 R. DE ROSA | 18.002 |
| 8 | 36 T. GRADINGER | 18.086 |
| 9 | 64 F. CARICASULO | 18.099 |
| 10 | 81 L. STAPLEFORD | 18.108 |
| 11 | 84 L. CRESSON | 18.121 |
| 12 | 66 N. TUULI | 18.143 |
| 13 | 78 H. OKUBO | 18.149 |
| 14 | 86 A. BADOVINI | 18.155 |
| 15 | 94 M. DI MEGLIO | 18.200 |
| 16 | 7 T. TOPARIS | 18.220 |
| 17 | 111 K. SMITH | 18.227 |
| 18 | 65 M. CANDUCCI | 18.250 |
| 19 | 74 J. VAN SIKKELERUS | 18.314 |
| 20 | 83 L. EPIS | 18.324 |
| 21 | 10 N. CALERO | 18.335 |
| 22 | 38 H. SOOMER | 18.350 |
| 23 | 35 S. HILL | 18.604 |

SEG. 4

| | | |
|----|----------------------|--------|
| 1 | 13 A. WEST | 26.191 |
| 2 | 11 S. CORTESE | 26.241 |
| 3 | 144 L. MAHIAS | 26.242 |
| 4 | 16 J. CLUZEL | 26.249 |
| 5 | 64 F. CARICASULO | 26.264 |
| 6 | 81 L. STAPLEFORD | 26.308 |
| 7 | 54 K. SOFUOGLU | 26.366 |
| 8 | 21 R. KRUMMENACHER | 26.369 |
| 9 | 3 R. DE ROSA | 26.388 |
| 10 | 86 A. BADOVINI | 26.401 |
| 11 | 36 T. GRADINGER | 26.485 |
| 12 | 78 H. OKUBO | 26.532 |
| 13 | 84 L. CRESSON | 26.552 |
| 14 | 7 T. TOPARIS | 26.673 |
| 15 | 38 H. SOOMER | 26.677 |
| 16 | 111 K. SMITH | 26.733 |
| 17 | 66 N. TUULI | 26.765 |
| 18 | 10 N. CALERO | 26.765 |
| 19 | 94 M. DI MEGLIO | 26.796 |
| 20 | 65 M. CANDUCCI | 26.855 |
| 21 | 74 J. VAN SIKKELERUS | 26.901 |
| 22 | 83 L. EPIS | 27.059 |
| 23 | 35 S. HILL | 27.245 |

24/02/2018

These data/results cannot be reproduced, stored and/or transmitted in whole or in part by any manner of electronic, mechanical, photocopying, recording, broadcasting or otherwise now known or herein after developed without the previous express consent by the copyright owner, except for reproduction in daily press and regular printed publications on sale to the public within 60 days of the event related to those data/results and always provided that copyright symbol appears together as follows below.

© DORNA WSBK ORGANIZATION Srl 2018

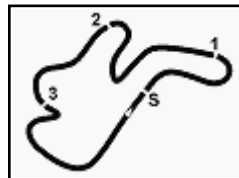
FICR PERUGIA TIMING



Official Tyre Supplier



Official Timekeeper



Phillip Island 4.445 m

Australian Round, 23-24-25 February 2018

World Supersport - Ideal Times Free Practice 3rd Session

| No. | Rider | Nat | Bike | Seg. 1 Diff. 1 | Seg. 2 Diff. 2 | Seg. 3 Diff. 3 | Seg. 4 Diff. 4 | Ideal Time Best Lap | Pos. | Diff. |
|---------------------------|----------------------|-----|---------------------|-------------------|------------------------|------------------------|-------------------|-----------------------------|------|-------|
| 1 | 11 S. CORTESE | GER | Yamaha YZF R6 | 22.433 | 27.186 0.030 | 17.870 0.218 | 26.241 | 1'33.730 1'33.978 | 2 | 0.248 |
| 2 | 144 L. MAHIAS | FRA | Yamaha YZF R6 | 22.450 | 27.186 | 17.969 | 26.242 | 1'33.847 1'33.847 | 1 | |
| 3 | 54 K. SOFUOGLU | TUR | Kawasaki ZX-6R | 22.354 | 27.270 0.018 | 17.949 | 26.366 0.266 | 1'33.939 1'34.223 | 6 | 0.284 |
| 4 | 16 J. CLUZEL | FRA | Yamaha YZF R6 | 22.528 0.006 | 27.326 | 17.893 | 26.249 | 1'33.996 1'34.002 | 3 | 0.006 |
| 5 | 21 R. KRUMMENACHER | SUI | Yamaha YZF R6 | 22.491 0.023 | 27.201 | 17.936 | 26.369 0.046 | 1'33.997 1'34.066 | 5 | 0.069 |
| 6 | 13 A. WEST | AUS | Kawasaki ZX-6R | 22.671 | 27.249 | 17.949 | 26.191 | 1'34.060 1'34.060 | 4 | |
| 7 | 64 F. CARICASULO | ITA | Yamaha YZF R6 | 22.525 | 27.240 0.033 | 18.099 0.077 | 26.264 | 1'34.128 1'34.238 | 7 | 0.110 |
| 8 | 3 R. DE ROSA | ITA | MV Agusta F3 675 | 22.591 | 27.332 | 18.002 | 26.388 0.031 | 1'34.313 1'34.344 | 8 | 0.031 |
| 9 | 81 L. STAPLEFORD | GBR | Triumph Daytona 675 | 22.568 | 27.437 | 18.108 | 26.308 0.045 | 1'34.421 1'34.466 | 9 | 0.045 |
| 10 | 86 A. BADOVINI | ITA | MV Agusta F3 675 | 22.756 | 27.389 0.061 | 18.155 | 26.401 | 1'34.701 1'34.762 | 10 | 0.061 |
| 11 | 78 H. OKUBO | JPN | Kawasaki ZX-6R | 22.621 | 27.580 | 18.149 | 26.532 | 1'34.882 1'34.882 | 11 | |
| 12 | 66 N. TUULI | FIN | Honda CBR600RR | 22.658 | 27.413 | 18.143 | 26.765 0.124 | 1'34.979 1'35.103 | 13 | 0.124 |
| 13 | 36 T. GRADINGER | AUT | Yamaha YZF R6 | 22.900 0.005 | 27.509 0.136 | 18.086 0.127 | 26.485 | 1'34.980 1'35.248 | 14 | 0.268 |
| 14 | 84 L. CRESSON | BEL | Yamaha YZF R6 | 22.840 0.055 | 27.530 | 18.121 | 26.552 | 1'35.043 1'35.098 | 12 | 0.055 |
| 15 | 111 K. SMITH | GBR | Honda CBR600RR | 22.806 0.012 | 27.678 | 18.227 | 26.733 | 1'35.444 1'35.456 | 15 | 0.012 |
| 16 | 94 M. DI MEGLIO | FRA | Yamaha YZF R6 | 22.823 | 27.630 0.169 | 18.200 | 26.796 0.035 | 1'35.449 1'35.653 | 16 | 0.204 |
| 17 | 7 T. TOPARIS | AUS | Kawasaki ZX-6R | 22.791 | 27.879 | 18.220 | 26.673 0.107 | 1'35.563 1'35.670 | 17 | 0.107 |
| 18 | 65 M. CANDUCCI | ITA | Kawasaki ZX-6R | 22.784 0.260 | 27.896 0.055 | 18.250 0.031 | 26.855 0.068 | 1'35.785 1'36.199 | 21 | 0.414 |
| 19 | 38 H. SOOMER | EST | Honda CBR600RR | 23.066 0.015 | 27.735 | 18.350 | 26.677 0.127 | 1'35.828 1'35.970 | 18 | 0.142 |
| 20 | 74 J. VAN SIKKELERUS | NED | Honda CBR600RR | 22.831 | 27.889 0.113 | 18.314 | 26.901 0.147 | 1'35.935 1'36.195 | 20 | 0.260 |
| 21 | 10 N. CALERO | ESP | Kawasaki ZX-6R | 23.009 0.133 | 27.909 | 18.335 | 26.765 | 1'36.018 1'36.151 | 19 | 0.133 |
| 22 | 83 L. EPIS | AUS | Kawasaki ZX-6R | 23.160 | 27.726 | 18.324 | 27.059 0.049 | 1'36.269 1'36.318 | 22 | 0.049 |
| 23 | 35 S. HILL | GBR | Triumph Daytona 675 | 23.294 | 28.198 | 18.604 0.146 | 27.245 0.075 | 1'37.341 1'37.562 | 23 | 0.221 |
| Overall Ideal Time | | | | 22.354 | 27.186 | 17.870 | 26.191 | 1'33.601 | | |

24/02/2018

These data/results cannot be reproduced, stored and/or transmitted in whole or in part by any manner of electronic, mechanical, photocopying, recording, broadcasting or otherwise now known or herein after developed without the previous express consent by the copyright owner, except for reproduction in daily press and regular printed publications on sale to the public within 60 days of the event related to those data/results and always provided that copyright symbol appears together as follows below.

© DORNA WSBK ORGANIZATION Srl 2018

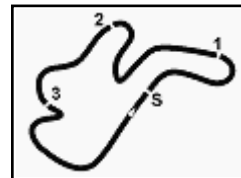
FICR PERUGIA TIMING



Official Tyre Supplier



Official Timekeeper



Australian Round, 23-24-25 February 2018

World Supersport - Chronological Analysis Free Practice 3rd Session

Phillip Island 4.445 m

1 / 3

| 1° 144 L. MAHIAS (1'33.847) | | | | | | | |
|-----------------------------|---------------|---------------|---------------|--------|-----------------|--------------|--------------|
| Lap | Seg.1 | Seg.2 | Seg.3 | Seg.4 | Lap Time | km/h | Local Time |
| | | | | | | | 10:13'21.871 |
| 1 | 33.055 | 27.738 | 18.081 | 26.313 | 1'45.187P | | 10:15'07.058 |
| 2 | 22.450 | 27.186 | 17.969 | 26.242 | 1'33.847 | 270,0 | 10:16'40.905 |
| 3 | 22.532 | 27.199 | 18.213 | 26.417 | 1'34.361 | 270,0 | 10:18'15.266 |
| 4 | 22.764 | 27.225 | 18.187 | 26.483 | 1'34.659 | 268,0 | 10:19'49.925 |
| 5 | 22.520 | 27.264 | 18.120 | 26.651 | 1'34.555 | 267,3 | 10:21'24.480 |
| 6 | 22.625 | 27.308 | 18.008 | 26.398 | 1'34.339 | 267,3 | 10:22'58.819 |

| 2° 11 S. CORTESE (1'33.978) | | | | | | | |
|-----------------------------|---------------|---------------|---------------|----------|-----------------|--------------|--------------|
| Lap | Seg.1 | Seg.2 | Seg.3 | Seg.4 | Lap Time | km/h | Local Time |
| | | | | | | | 10:11'16.360 |
| 1 | 29.598 | 30.486 | 19.294 | 27.902 | 1'47.280P | | 10:13'03.640 |
| 2 | 22.525 | 27.369 | 18.095 | 26.438 | 1'34.427 | 269,3 | 10:14'38.067 |
| 3 | 22.433 | 27.216 | 18.088 | 26.241 | 1'33.978 | 270,7 | 10:16'12.045 |
| 4 | 22.762 | 28.556 | 19.008 | 4'33.117 | 5'43.443P | 271,4 | 10:21'55.488 |
| 5 | 30.546 | 28.921 | 18.674 | 38.273 | 1'56.414P | | 10:23'51.902 |
| 6 | 22.562 | 27.186 | 17.870 | 26.128 | 1'33.746C | 266,7 | 10:25'25.648 |

| 3° 16 J. CLUZEL (1'34.002) | | | | | | | |
|----------------------------|---------------|---------------|---------------|--------|-----------------|--------------|--------------|
| Lap | Seg.1 | Seg.2 | Seg.3 | Seg.4 | Lap Time | km/h | Local Time |
| | | | | | | | 10:10'37.953 |
| 1 | 28.350 | 30.211 | 19.415 | 28.091 | 1'46.067P | | 10:12'24.020 |
| 2 | 22.816 | 27.503 | 18.439 | 26.477 | 1'35.235 | 273,4 | 10:13'59.255 |
| 3 | 22.559 | 27.396 | 18.017 | 26.279 | 1'34.251 | 276,2 | 10:15'33.506 |
| 4 | 22.628 | 27.331 | 17.973 | 26.385 | 1'34.317 | 276,9 | 10:17'07.823 |
| 5 | 22.554 | 27.838 | 18.766 | 28.604 | 1'37.762 | 274,8 | 10:18'45.585 |
| 6 | 22.534 | 27.326 | 17.893 | 26.249 | 1'34.002 | 273,4 | 10:20'19.587 |
| 7 | 23.887 | 30.780 | 18.912 | 28.693 | 1'42.272 | 277,6 | 10:22'01.859 |
| 8 | 22.543 | 27.505 | 18.658 | 30.504 | 1'39.210 | 274,1 | 10:23'41.069 |
| 9 | 22.528 | 27.411 | 18.134 | 26.419 | 1'34.492 | 271,4 | 10:25'15.561 |

| 4° 13 A. WEST (1'34.060) | | | | | | | |
|--------------------------|---------------|---------------|---------------|----------|-----------------|--------------|--------------|
| Lap | Seg.1 | Seg.2 | Seg.3 | Seg.4 | Lap Time | km/h | Local Time |
| | | | | | | | 10:10'34.663 |
| 1 | 28.717 | 29.113 | 19.232 | 29.158 | 1'46.220P | | 10:12'20.883 |
| 2 | 23.265 | 27.519 | 18.126 | 26.757 | 1'35.667 | 272,0 | 10:13'56.550 |
| 3 | 23.000 | 27.452 | 18.127 | 26.490 | 1'35.069 | 270,7 | 10:15'31.619 |
| 4 | 22.817 | 27.366 | 18.051 | 26.306 | 1'34.540 | 264,1 | 10:17'06.159 |
| 5 | 23.015 | 28.319 | 18.805 | 3'23.171 | 4'33.310P | 264,7 | 10:21'39.469 |
| 6 | 28.116 | 28.893 | 18.924 | 28.076 | 1'44.009P | | 10:23'23.478 |
| 7 | 22.671 | 27.249 | 17.949 | 26.191 | 1'34.060 | 264,1 | 10:24'57.538 |

| 5° 21 R. KRUMMENACHER (1'34.066) | | | | | | | |
|----------------------------------|--------|---------------|---------------|--------|-----------------|--------------|--------------|
| Lap | Seg.1 | Seg.2 | Seg.3 | Seg.4 | Lap Time | km/h | Local Time |
| | | | | | | | 10:10'16.880 |
| 1 | 30.791 | 29.637 | 18.510 | 26.776 | 1'45.714P | | 10:12'02.594 |
| 2 | 22.686 | 27.578 | 18.052 | 26.593 | 1'34.909 | 270,7 | 10:13'37.503 |
| 3 | 23.232 | 27.632 | 18.043 | 26.473 | 1'35.380 | 271,4 | 10:15'12.883 |
| 4 | 22.667 | 27.390 | 17.959 | 26.369 | 1'34.385 | 272,0 | 10:16'47.268 |
| 5 | 22.626 | 27.496 | 18.038 | 26.523 | 1'34.683 | 272,0 | 10:18'21.951 |
| 6 | 22.596 | 27.404 | 17.992 | 26.469 | 1'34.461 | 270,0 | 10:19'56.412 |
| 7 | 22.606 | 27.338 | 17.939 | 26.505 | 1'34.388 | 270,7 | 10:21'30.800 |
| 8 | 22.554 | 27.278 | 17.967 | 26.595 | 1'34.394 | 270,7 | 10:23'05.194 |
| 9 | 22.514 | 27.201 | 17.936 | 26.415 | 1'34.066 | 270,0 | 10:24'39.260 |

| 6° 54 K. SOFUOGLU (1'34.223) | | | | | | | |
|------------------------------|--------|--------|--------|--------|-----------|--------------|--------------|
| Lap | Seg.1 | Seg.2 | Seg.3 | Seg.4 | Lap Time | km/h | Local Time |
| | | | | | | | 10:10'09.858 |
| 1 | 27.684 | 28.353 | 18.384 | 26.754 | 1'41.175P | | 10:11'51.033 |
| 2 | 22.442 | 27.568 | 18.025 | 26.468 | 1'34.503 | 269,3 | 10:13'25.536 |
| 3 | 22.464 | 27.379 | 17.978 | 26.612 | 1'34.433 | 270,7 | 10:14'59.969 |

| | | | | | | | |
|---|---------------|---------------|---------------|--------|-----------------|--------------|--------------|
| 4 | 22.354 | 27.288 | 17.949 | 26.632 | 1'34.223 | 270,7 | 10:16'34.192 |
| 5 | 22.507 | 27.311 | 17.979 | 26.569 | 1'34.366 | 270,0 | 10:18'08.558 |
| 6 | 22.490 | 27.313 | 18.098 | 26.366 | 1'34.267 | 269,3 | 10:19'42.825 |
| 7 | 22.535 | 27.860 | 17.996 | 26.673 | 1'35.064 | 269,3 | 10:21'17.889 |
| 8 | 22.560 | 27.270 | 18.011 | 26.430 | 1'34.271 | 268,7 | 10:22'52.160 |
| 9 | 22.535 | 27.471 | 18.120 | 26.555 | 1'34.681 | 268,7 | 10:24'26.841 |

| 7° 64 F. CARICASULO (1'34.238) | | | | | | | |
|--------------------------------|---------------|---------------|---------------|--------|-----------------|--------------|--------------|
| Lap | Seg.1 | Seg.2 | Seg.3 | Seg.4 | Lap Time | km/h | Local Time |
| | | | | | | | 10:10'54.188 |
| 1 | 32.918 | 28.693 | 18.823 | 28.539 | 1'48.973P | | 10:12'43.161 |
| 2 | 22.920 | 27.492 | 18.111 | 27.009 | 1'35.532 | 266,0 | 10:14'18.693 |
| 3 | 22.732 | 27.305 | 18.281 | 26.301 | 1'34.619 | 266,7 | 10:15'53.312 |
| 4 | 22.684 | 27.240 | 18.099 | 26.299 | 1'34.322 | 266,0 | 10:17'27.634 |
| 5 | 22.816 | 27.273 | 18.208 | 26.405 | 1'34.702 | 266,7 | 10:19'02.336 |
| 6 | 22.525 | 27.273 | 18.176 | 26.264 | 1'34.238 | 266,7 | 10:20'36.574 |
| 7 | 22.668 | 27.442 | 18.186 | 26.457 | 1'34.753 | 267,3 | 10:22'11.327 |
| 8 | 23.241 | 27.587 | 18.437 | 26.482 | 1'35.747 | 268,7 | 10:23'47.074 |
| 9 | 22.763 | 27.266 | 18.366 | 26.428 | 1'34.823C | 265,4 | 10:25'21.897 |

| 8° 3 R. DE ROSA (1'34.344) | | | | | | | |
|----------------------------|---------------|---------------|---------------|--------|-----------------|--------------|--------------|
| Lap | Seg.1 | Seg.2 | Seg.3 | Seg.4 | Lap Time | km/h | Local Time |
| | | | | | | | 10:11'52.568 |
| 1 | 51.415 | 34.901 | 18.745 | 26.928 | 2'11.989P | | 10:14'04.557 |
| 2 | 22.796 | 27.676 | 18.238 | 26.551 | 1'35.261 | 266,0 | 10:15'39.818 |
| 3 | 22.661 | 27.609 | 18.096 | 26.388 | 1'34.754 | 269,3 | 10:17'14.572 |
| 4 | 22.616 | 27.334 | 18.028 | 26.391 | 1'34.369 | 269,3 | 10:18'48.941 |
| 5 | 22.591 | 27.332 | 18.002 | 26.419 | 1'34.344 | 270,0 | 10:20'23.285 |
| 6 | 22.803 | 27.381 | 18.452 | 27.254 | 1'35.890 | 268,0 | 10:21'59.175 |
| 7 | 22.652 | 27.366 | 18.044 | 26.473 | 1'34.535 | 267,3 | 10:23'33.710 |
| 8 | 22.607 | 27.385 | 18.104 | 35.493 | 1'43.589C | 268,7 | 10:25'17.299 |

| 9° 81 L. STAPLEFORD (1'34.466) | | | | | | | |
|--------------------------------|---------------|---------------|---------------|----------|-----------------|--------------|--------------|
| Lap | Seg.1 | Seg.2 | Seg.3 | Seg.4 | Lap Time | km/h | Local Time |
| | | | | | | | 10:10'10.440 |
| 1 | 28.175 | 28.517 | 18.398 | 26.552 | 1'41.642P | | 10:11'52.082 |
| 2 | 22.681 | 27.626 | 18.366 | 26.681 | 1'35.354 | 269,3 | 10:13'27.436 |
| 3 | 22.772 | 27.466 | 18.146 | 26.536 | 1'34.920 | 273,4 | 10:15'02.356 |
| 4 | 22.649 | 27.595 | 18.124 | 26.308 | 1'34.676 | 267,3 | 10:16'37.032 |
| 5 | 22.568 | 27.437 | 18.108 | 26.353 | 1'34.466 | 268,0 | 10:18'11.498 |
| 6 | 23.037 | 28.672 | 18.661 | 5'05.793 | 6'16.163P | 266,7 | 10:24'27.661 |

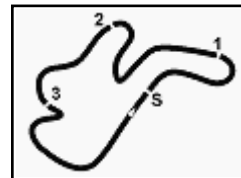
| 10° 86 A. BADOVINI (1'34.762) | | | | | | | |
|-------------------------------|---------------|---------------|---------------|--------|-----------------|--------------|--------------|
| Lap | Seg.1 | Seg.2 | Seg.3 | Seg.4 | Lap Time | km/h | Local Time |
| | | | | | | | 10:11'33.323 |
| 1 | 47.267 | 31.911 | 19.469 | 26.939 | 2'05.586P | | 10:13'38.909 |
| 2 | 24.122 | 31.036 | 18.452 | 26.617 | 1'40.227 | 267,3 | 10:15'19.136 |
| 3 | 23.153 | 27.593 | 18.312 | 26.475 | 1'35.533 | 270,0 | 10:16'54.669 |
| 4 | 22.856 | 27.509 | 18.202 | 26.602 | 1'35.169 | 265,4 | 10:18'29.838 |
| 5 | 22.800 | 27.440 | 18.217 | 26.537 | 1'34.994 | 265,4 | 10:20'04.832 |
| 6 | 22.756 | 27.450 | 18.155 | 26.401 | 1'34.762 | 266,0 | 10:21'39.594 |
| 7 | 23.122 | 27.580 | 18.284 | 26.688 | 1'35.674 | 268,7 | 10:23'15.268 |
| 8 | 22.940 | 27.389 | 18.193 | 26.408 | 1'34.930 | 263,4 | 10:24'50.198 |

| 11° 78 H. OKUBO (1'34.882) | | | | | | | |
|----------------------------|---------------|---------------|---------------|--------|-----------------|--------------|--------------|
| Lap | Seg.1 | Seg.2 | Seg.3 | Seg.4 | Lap Time | km/h | Local Time |
| | | | | | | | 10:10'10.184 |
| 1 | 27.717 | 28.423 | 18.465 | 26.816 | 1'41.421P | | 10:11'51.605 |
| 2 | 22.842 | 27.750 | 18.426 | 26.765 | 1'35.783 | 272,7 | 10:13'27.388 |
| 3 | 22.737 | 27.934 | 18.242 | 26.613 | 1'35.526 | 275,5 | 10:15'02.914 |
| 4 | 22.621 | 27.580 | 18.149 | 26.532 | 1'34.882 | 274,1 | 10:16'37.796 |
| 5 | 22.640 | 39.415 | 18.223 | 26.637 | 1'46.915 | 274,8 | 10:18'24.711 |
| 6 | 22.684 | 27.994 | 18.455 | 26.924 | 1'36.057 | 273,4 | 10:20'00.768 |
| 7 | 22.832 | 27.971 | 18.259 | 26.718 | 1'35.780 | 272,7 | 10:21'36.548 |

24/02/2018 P = Pits In/Out - C = Lap Time Cancelled

These data/results cannot be reproduced, stored and/or transmitted in whole or in part by any manner of electronic, mechanical, photocopying, recording, broadcasting or otherwise now known or herein after developed without the previous express consent by the copyright owner, except for reproduction in daily press and regular printed publications on sale to the public within 60 days of the event related to those data/results and always provided that copyright symbol appears together as follows below.

© DORNA WSBK ORGANIZATION Srl 2018



Australian Round, 23-24-25 February 2018

World Supersport - Chronological Analysis Free Practice 3rd Session

Phillip Island 4.445 m

2 / 3

| | | | | | | | |
|---|--------|--------|--------|--------|----------|-------|--------------|
| 8 | 22.927 | 28.966 | 18.713 | 29.565 | 1'40.171 | 272,0 | 10:23'16.719 |
| 9 | 22.740 | 30.637 | 19.099 | 30.355 | 1'42.831 | 274,8 | 10:24'59.550 |

| 12° 84 L. CRESSON (1'35.098) | | | | | | | |
|------------------------------|--------|--------|--------|----------|-----------|-------|--------------|
| Lap | Seg.1 | Seg.2 | Seg.3 | Seg.4 | Lap Time | km/h | Local Time |
| | | | | | | | 10:10'57.902 |
| 1 | 30.137 | 29.717 | 19.107 | 27.334 | 1'46.295P | | 10:12'44.197 |
| 2 | 23.138 | 28.305 | 18.403 | 27.476 | 1'37.322 | 272,0 | 10:14'21.519 |
| 3 | 23.059 | 28.254 | 18.381 | 26.857 | 1'36.551 | 273,4 | 10:15'58.070 |
| 4 | 23.096 | 28.004 | 18.263 | 26.717 | 1'36.080 | 272,7 | 10:17'34.150 |
| 5 | 22.895 | 27.530 | 18.121 | 26.552 | 1'35.098 | 270,7 | 10:19'09.248 |
| 6 | 22.840 | 28.466 | 18.508 | 4'41.439 | 5'51.253P | 269,3 | 10:25'00.501 |

| 13° 66 N. TUULI (1'35.103) | | | | | | | |
|----------------------------|--------|--------|--------|----------|-----------|-------|--------------|
| Lap | Seg.1 | Seg.2 | Seg.3 | Seg.4 | Lap Time | km/h | Local Time |
| | | | | | | | 10:10'28.845 |
| 1 | 33.717 | 29.616 | 19.912 | 28.512 | 1'51.757P | | 10:12'20.602 |
| 2 | 23.707 | 28.316 | 18.260 | 26.885 | 1'37.168 | 262,1 | 10:13'57.770 |
| 3 | 22.818 | 27.903 | 18.292 | 26.765 | 1'35.778 | 273,4 | 10:15'33.548 |
| 4 | 22.811 | 28.326 | 19.219 | 27.148 | 1'37.504 | 272,0 | 10:17'11.052 |
| 5 | 22.812 | 28.255 | 18.530 | 26.862 | 1'36.459 | 272,0 | 10:18'47.511 |
| 6 | 22.691 | 27.704 | 18.409 | 1'37.135 | 2'45.939P | 269,3 | 10:21'33.450 |
| 7 | 34.361 | 28.905 | 18.871 | 28.253 | 1'50.390P | | 10:23'23.840 |
| 8 | 22.658 | 27.413 | 18.143 | 26.889 | 1'35.103 | 270,7 | 10:24'58.943 |

| 14° 36 T. GRADINGER (1'35.248) | | | | | | | |
|--------------------------------|--------|--------|--------|--------|-----------|-------|--------------|
| Lap | Seg.1 | Seg.2 | Seg.3 | Seg.4 | Lap Time | km/h | Local Time |
| | | | | | | | 10:10'32.064 |
| 1 | 31.045 | 29.267 | 18.657 | 27.356 | 1'46.325P | | 10:12'18.389 |
| 2 | 24.286 | 28.459 | 18.420 | 26.936 | 1'38.101 | 269,3 | 10:13'56.490 |
| 3 | 22.932 | 28.093 | 18.105 | 26.909 | 1'36.039 | 272,7 | 10:15'32.529 |
| 4 | 23.423 | 27.908 | 18.086 | 26.621 | 1'36.038 | 276,2 | 10:17'08.567 |
| 5 | 22.900 | 27.509 | 18.319 | 26.727 | 1'35.455 | 274,1 | 10:18'44.022 |
| 6 | 22.905 | 27.645 | 18.213 | 26.485 | 1'35.248 | 271,4 | 10:20'19.270 |
| 7 | 22.939 | 27.623 | 18.180 | 28.986 | 1'37.728 | 271,4 | 10:21'56.998 |
| 8 | 23.050 | 27.716 | 18.246 | 26.689 | 1'35.701 | 272,0 | 10:23'32.699 |
| 9 | 22.929 | 28.613 | 18.228 | 26.901 | 1'36.671 | 272,0 | 10:25'09.370 |

| 15° 111 K. SMITH (1'35.456) | | | | | | | |
|-----------------------------|--------|--------|--------|----------|-----------|-------|--------------|
| Lap | Seg.1 | Seg.2 | Seg.3 | Seg.4 | Lap Time | km/h | Local Time |
| | | | | | | | 10:10'46.066 |
| 1 | 30.902 | 29.225 | 18.998 | 27.227 | 1'46.352P | | 10:12'32.418 |
| 2 | 23.135 | 28.323 | 18.574 | 26.905 | 1'36.937 | 267,3 | 10:14'09.355 |
| 3 | 22.985 | 27.964 | 18.495 | 26.777 | 1'36.221 | 270,0 | 10:15'45.576 |
| 4 | 22.806 | 27.799 | 18.377 | 26.768 | 1'35.750 | 268,7 | 10:17'21.326 |
| 5 | 22.818 | 27.678 | 18.227 | 26.733 | 1'35.456 | 268,0 | 10:18'56.782 |
| 6 | 22.897 | 28.169 | 18.657 | 2'50.997 | 4'00.720P | 266,7 | 10:22'57.502 |
| 7 | 38.270 | 28.412 | 18.810 | 26.984 | 1'52.476P | | 10:24'49.978 |

| 16° 94 M. DI MEGLIO (1'35.653) | | | | | | | |
|--------------------------------|--------|--------|--------|--------|-----------|-------|--------------|
| Lap | Seg.1 | Seg.2 | Seg.3 | Seg.4 | Lap Time | km/h | Local Time |
| | | | | | | | 10:10'13.671 |
| 1 | 27.643 | 28.292 | 18.411 | 26.936 | 1'41.282P | | 10:11'54.953 |
| 2 | 23.090 | 27.729 | 18.238 | 26.796 | 1'35.853 | 262,8 | 10:13'30.806 |
| 3 | 22.897 | 27.728 | 18.269 | 26.797 | 1'35.691 | 264,7 | 10:15'06.497 |
| 4 | 23.226 | 27.630 | 18.777 | 32.178 | 1'41.811 | 264,1 | 10:16'48.308 |
| 5 | 22.823 | 27.799 | 18.200 | 26.831 | 1'35.653 | 264,7 | 10:18'23.961 |
| 6 | 22.862 | 27.770 | 18.260 | 26.877 | 1'35.769 | 264,1 | 10:19'59.730 |
| 7 | 22.929 | 27.776 | 18.338 | 26.850 | 1'35.893 | 262,8 | 10:21'35.623 |
| 8 | 22.929 | 27.728 | 18.289 | 26.913 | 1'35.859 | 263,4 | 10:23'11.482 |
| 9 | 22.987 | 27.804 | 18.285 | 26.954 | 1'36.030 | 261,5 | 10:24'47.512 |

| 17° 7 T. TOPARIS (1'35.670) | | | | | | | |
|-----------------------------|--------|--------|--------|--------|-----------|-------|--------------|
| Lap | Seg.1 | Seg.2 | Seg.3 | Seg.4 | Lap Time | km/h | Local Time |
| | | | | | | | 10:10'13.671 |
| 1 | 27.643 | 28.292 | 18.411 | 26.936 | 1'41.282P | | 10:11'54.953 |
| 2 | 23.090 | 27.729 | 18.238 | 26.796 | 1'35.853 | 262,8 | 10:13'30.806 |
| 3 | 22.897 | 27.728 | 18.269 | 26.797 | 1'35.691 | 264,7 | 10:15'06.497 |
| 4 | 23.226 | 27.630 | 18.777 | 32.178 | 1'41.811 | 264,1 | 10:16'48.308 |
| 5 | 22.823 | 27.799 | 18.200 | 26.831 | 1'35.653 | 264,7 | 10:18'23.961 |
| 6 | 22.862 | 27.770 | 18.260 | 26.877 | 1'35.769 | 264,1 | 10:19'59.730 |
| 7 | 22.929 | 27.776 | 18.338 | 26.850 | 1'35.893 | 262,8 | 10:21'35.623 |
| 8 | 22.929 | 27.728 | 18.289 | 26.913 | 1'35.859 | 263,4 | 10:23'11.482 |
| 9 | 22.987 | 27.804 | 18.285 | 26.954 | 1'36.030 | 261,5 | 10:24'47.512 |

| | | | | | | | |
|---|--------|--------|--------|--------|-----------|-------|--------------|
| 1 | 28.076 | 28.803 | 18.648 | 26.940 | 1'42.467P | | 10:11'05.293 |
| 2 | 22.997 | 28.244 | 18.278 | 26.673 | 1'36.192 | 266,7 | 10:12'47.760 |
| 3 | 22.791 | 27.879 | 18.220 | 26.780 | 1'35.670 | 269,3 | 10:15'59.622 |
| 4 | 23.116 | 28.042 | 18.220 | 26.867 | 1'36.245 | 269,3 | 10:17'35.867 |
| 5 | 23.003 | 37.351 | 18.621 | 26.983 | 1'45.958 | 269,3 | 10:19'21.825 |
| 6 | 23.115 | 37.343 | 18.442 | 26.952 | 1'45.852 | 263,4 | 10:21'07.677 |

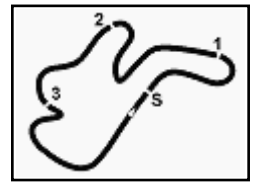
| 18° 38 H. SOOMER (1'35.970) | | | | | | | |
|-----------------------------|--------|--------|--------|----------|-----------|-------|--------------|
| Lap | Seg.1 | Seg.2 | Seg.3 | Seg.4 | Lap Time | km/h | Local Time |
| | | | | | | | 10:10'20.020 |
| 1 | 29.702 | 29.055 | 18.626 | 27.160 | 1'44.543P | | 10:12'04.563 |
| 2 | 23.667 | 28.311 | 18.583 | 26.809 | 1'37.370 | 269,3 | 10:13'41.933 |
| 3 | 23.323 | 27.962 | 18.518 | 26.873 | 1'36.676 | 270,0 | 10:15'18.609 |
| 4 | 23.979 | 28.101 | 18.496 | 1'41.298 | 2'51.874P | 268,7 | 10:18'10.483 |
| 5 | 38.757 | 28.303 | 18.494 | 26.905 | 1'52.459P | | 10:20'02.942 |
| 6 | 23.291 | 28.089 | 18.391 | 26.677 | 1'36.448 | 269,3 | 10:21'39.390 |
| 7 | 23.426 | 28.076 | 18.351 | 26.787 | 1'36.640 | 269,3 | 10:23'16.030 |
| 8 | 23.081 | 27.735 | 18.350 | 26.804 | 1'35.970 | 270,7 | 10:24'52.000 |

| 19° 10 N. CALERO (1'36.151) | | | | | | | |
|-----------------------------|--------|--------|--------|----------|-----------|-------|--------------|
| Lap | Seg.1 | Seg.2 | Seg.3 | Seg.4 | Lap Time | km/h | Local Time |
| | | | | | | | 10:10'46.565 |
| 1 | 30.579 | 29.433 | 18.931 | 27.368 | 1'46.311P | | 10:12'32.876 |
| 2 | 30.830 | 28.762 | 18.743 | 27.500 | 1'45.835 | 268,0 | 10:14'18.711 |
| 3 | 23.142 | 27.909 | 18.335 | 26.765 | 1'36.151 | 265,4 | 10:15'54.862 |
| 4 | 23.009 | 28.082 | 18.495 | 27.120 | 1'36.706 | 266,7 | 10:17'31.568 |
| 5 | 25.949 | 30.204 | 20.082 | 3'50.886 | 5'07.121P | 261,5 | 10:22'38.689 |
| 6 | 34.231 | 32.891 | 20.565 | 27.888 | 1'55.575P | | 10:24'34.264 |

| 20° 74 J. VAN SIKKELERUS (1'36.195) | | | | | | | |
|-------------------------------------|--------|--------|--------|----------|-----------|-------|--------------|
| Lap | Seg.1 | Seg.2 | Seg.3 | Seg.4 | Lap Time | km/h | Local Time |
| | | | | | | | 10:10'46.566 |
| 1 | 30.864 | 29.574 | 18.893 | 28.167 | 1'47.498P | | 10:12'34.054 |
| 2 | 23.132 | 28.342 | 18.575 | 27.185 | 1'37.234 | 264,1 | 10:14'11.288 |
| 3 | 22.961 | 28.386 | 18.974 | 1'49.487 | 2'59.808P | 264,7 | 10:17'11.096 |
| 4 | 29.918 | 28.343 | 18.655 | 30.633 | 1'47.549P | | 10:18'58.645 |
| 5 | 22.990 | 28.227 | 18.334 | 27.027 | 1'36.578 | 262,1 | 10:20'35.223 |
| 6 | 22.831 | 28.002 | 18.314 | 27.048 | 1'36.195 | 261,5 | 10:22'11.418 |
| 7 | 23.398 | 27.889 | 18.414 | 26.901 | 1'36.602 | 261,5 | 10:23'48.020 |
| 8 | 23.058 | 28.170 | 18.645 | 29.633 | 1'39.506C | 260,2 | 10:25'27.526 |

| 21° 65 M. CANDUCCI (1'36.199) | | | | | | | |
|-------------------------------|--------|--------|--------|--------|-----------|-------|--------------|
| Lap | Seg.1 | Seg.2 | Seg.3 | Seg.4 | Lap Time | km/h | Local Time |
| | | | | | | | 10:10'35.448 |
| 1 | 28.098 | 29.444 | 19.042 | 28.598 | 1'45.182P | | 10:12'20.630 |
| 2 | 23.409 | 28.284 | 18.250 | 26.880 | 1'36.823 | 269,3 | 10:13'57.453 |
| 3 | 23.054 | 28.399 | 18.316 | 26.855 | 1'36.624 | 270,0 | 10:15'34.077 |
| 4 | 22.784 | 28.325 | 18.511 | 27.036 | 1'36.656 | 273,4 | 10:17'10.733 |
| 5 | 23.044 | 27.951 | 18.281 | 26.923 | 1'36.199 | 266,7 | 10:18'46.932 |
| 6 | 23.092 | 38.649 | 18.648 | 27.161 | 1'47.550 | 266,7 | 10:20'34.482 |
| 7 | 23.223 | 27.896 | 18.345 | 26.953 | 1'36.417 | 263,4 | 10:22'10.899 |
| 8 | 23.307 | 37.474 | 18.841 | 27.408 | 1'47.030 | 263,4 | 10:23'57.929 |
| 9 | 23.501 | 28.427 | 18.557 | 30.015 | 1'40.500C | 262,8 | 10:25'38.429 |

| 22° 83 L. EPIS (1'36.318) | | | | | | | |
|---------------------------|--------|--------|--------|--------|-----------|-------|--------------|
| Lap | Seg.1 | Seg.2 | Seg.3 | Seg.4 | Lap Time | km/h | Local Time |
| | | | | | | | 10:10'16.408 |
| 1 | 27.894 | 28.434 | 18.953 | 27.830 | 1'43.111P | | 10:11'59.519 |
| 2 | 23.836 | 28.170 | 18.782 | 27.305 | 1'38.093 | 262,1 | 10:13'37.612 |
| 3 | 23.708 | 27.863 | 18.533 | 27.059 | 1'37.163 | 266,7 | 10:15'14.775 |
| 4 | 23.444 | 27.819 | 18.472 | 27.110 | 1 | | |



Australian Round, 23-24-25 February 2018

World Supersport - Chronological Analysis Free Practice 3rd Session

| | | | | | | | |
|---|---------------|---------------|---------------|--------|-----------------|-------|--------------|
| 7 | 23.410 | 28.512 | 19.107 | 27.353 | 1'38.382 | 264,7 | 10:21'59.236 |
| 8 | 23.160 | 27.726 | 18.324 | 27.108 | 1'36.318 | 264,7 | 10:23'35.554 |
| 9 | 23.194 | 27.743 | 18.442 | 27.122 | 1'36.501 | 264,7 | 10:25'12.055 |

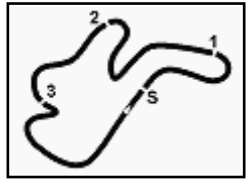
| 23° | | 35 S. HILL (1'37.562) | | | | | |
|-----|---------------|-----------------------|---------------|----------|-----------------|--------------|--------------|
| Lap | Seg.1 | Seg.2 | Seg.3 | Seg.4 | Lap Time | km/h | Local Time |
| | | | | | | | 10:10'20.820 |
| 1 | 31.047 | 31.233 | 19.292 | 29.545 | 1'51.117P | | 10:12'11.937 |
| 2 | 33.222 | 33.117 | 19.307 | 27.245 | 1'52.891 | 261,5 | 10:14'04.828 |
| 3 | 23.535 | 38.227 | 25.218 | 3'32.661 | 4'59.641P | 266,7 | 10:19'04.469 |
| 4 | 42.380 | 29.399 | 19.063 | 27.695 | 1'58.537P | | 10:21'03.006 |
| 5 | 23.294 | 28.198 | 18.750 | 27.320 | 1'37.562 | 260,9 | 10:22'40.568 |
| 6 | 23.378 | 28.304 | 18.604 | 27.408 | 1'37.694 | 260,2 | 10:24'18.262 |

24/02/2018 P = Pits In/Out - C = Lap Time Cancelled

These data/results cannot be reproduced, stored and/or transmitted in whole or in part by any manner of electronic, mechanical, photocopying, recording, broadcasting or otherwise now known or herein after developed without the previous express consent by the copyright owner, except for reproduction in daily press and regular printed publications on sale to the public within 60 days of the event related to those data/results and always provided that copyright symbol appears together as follows below.

© DORNA WSBK ORGANIZATION Srl 2018

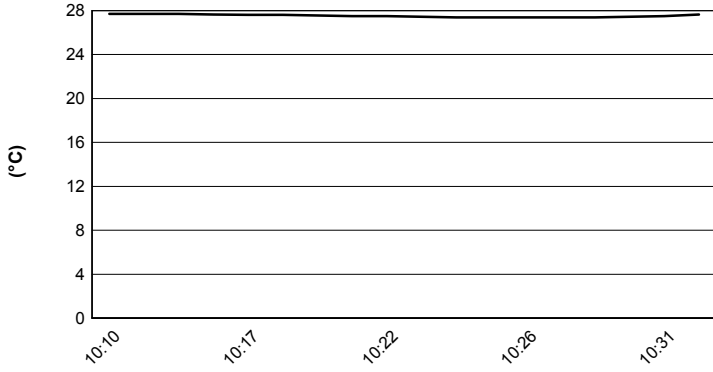




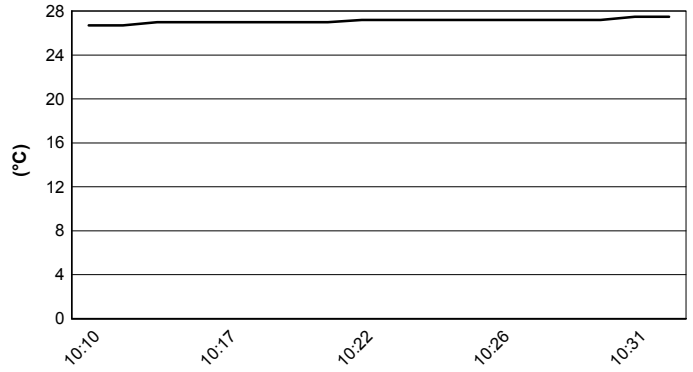
Phillip Island 4.445 m

Australian Round, 23-24-25 February 2018
World Supersport - Weather Report Free Practice 3rd Session
 Session started 10:10 - Session ended 10:33

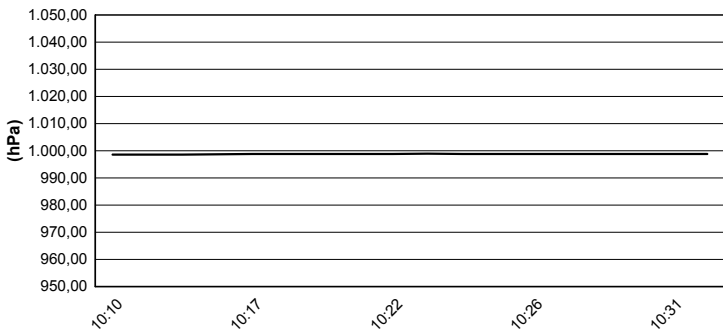
Air Temperature



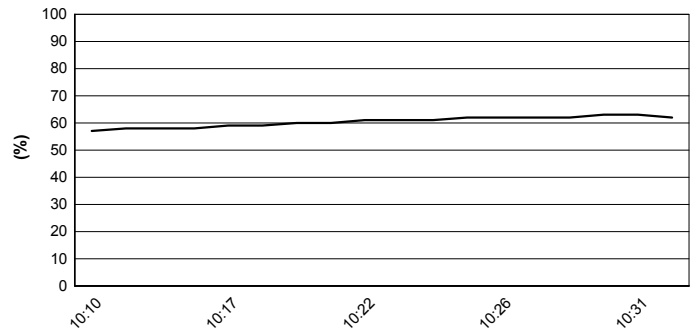
Track Temperature



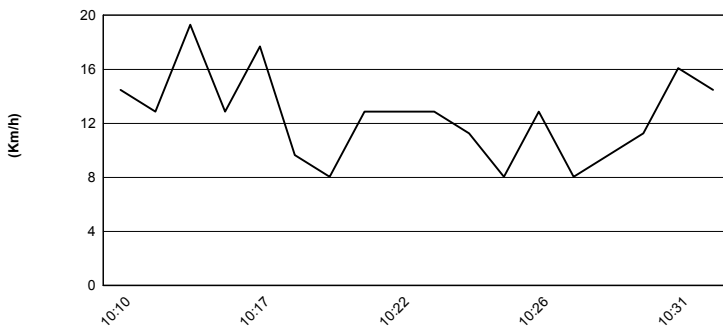
Air Pressure



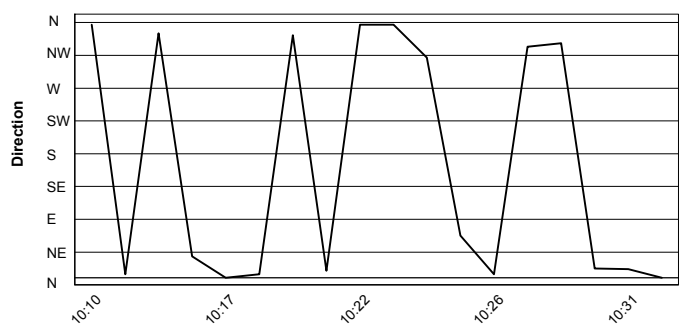
Humidity



Wind Speed



Wind Direction



24/02/2018

These data/results cannot be reproduced, stored and/or transmitted in whole or in part by any manner of electronic, mechanical, photocopying, recording, broadcasting or otherwise now known or herein after developed without the previous express consent by the copyright owner, except for reproduction in daily press and regular printed publications on sale to the public within 60 days of the event related to those data/results and always provided that copyright symbol appears together as follows below.

© DORNA WSBK ORGANIZATION Srl 2018

