

## Australian Round, 23-24-25 February 2018

### World Supersport - Results Superpole 1

No.	Rider	Nat	Team	Bike	Time	Gap	Rel.	Laps	Speed Avg
1*	86 A. BADOVINI	ITA	MV Agusta Reparto Corse by Vamag	MV Agusta F3 675	<b>1'34.576</b>			8	169,197
2*	78 H. OKUBO	JPN	Kawasaki Puccetti Racing	Kawasaki ZX-6R	<b>1'34.803</b>	0.227	0.227	6	168,792
3	36 T. GRADINGER	AUT	NRT	Yamaha YZF R6	<b>1'34.850</b>	0.274	0.047	8	168,708
4	84 L. CRESSON	BEL	Kallio Racing	Yamaha YZF R6	<b>1'34.973</b>	0.397	0.123	9	168,490
5	66 N. TUULI	FIN	CIA Landlord Insurance Honda	Honda CBR600RR	<b>1'34.997</b>	0.421	0.024	9	168,447
6	94 M. DI MEGLIO	FRA	GMT94 Yamaha	Yamaha YZF R6	<b>1'35.172</b>	0.596	0.175	9	168,138
7	7 T. TOPARIS	AUS	Cube Racing	Kawasaki ZX-6R	<b>1'35.417</b>	0.841	0.245	8	167,706
8	65 M. CANDUCCI	ITA	Team GoEleven Kawasaki	Kawasaki ZX-6R	<b>1'35.456</b>	0.880	0.039	9	167,637
9	74 J. VAN SIKKELERUS	NED	GEMAR Team Lorini	Honda CBR600RR	<b>1'35.498</b>	0.922	0.042	8	167,564
10	38 H. SOOMER	EST	Racedays	Honda CBR600RR	<b>1'35.615</b>	1.039	0.117	8	167,359
11	10 N. CALERO	ESP	Orelac Racing VerdNatura	Kawasaki ZX-6R	<b>1'36.107</b>	1.531	0.492	8	166,502
12	83 L. EPIS	AUS	Team GoEleven Kawasaki	Kawasaki ZX-6R	<b>1'36.166</b>	1.590	0.059	9	166,400
13	35 S. HILL	GBR	Profile Racing	Triumph Daytona 675				0	

\* Qualified to Superpole 2

N.35 (Hill S.) has been declared unfit after FP3

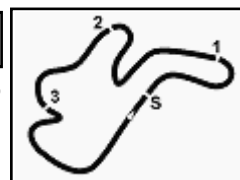
AIR	Humidity:	84%	Temp:	20°C
TRACK	Condition:	Dry	Temp:	32°C

Records	Pole (QP2)	2013	S.Lowes	1'32.545	172,910	Km/h
	Race (RC)	2013	K.Sofuoglu	1'33.283	171,540	Km/h
	Circuit (QP1)	2013	S.Lowes	1'32.545	172,910	Km/h

Start 13:35 End 13:51 The results are provisional until the end of the time limit for protests and appeals and the completion of the technical checks.

These data/results cannot be reproduced, stored and/or transmitted in whole or in part by any manner of electronic, mechanical, photocopying, recording, broadcasting or otherwise now known or herein after developed without the previous express consent by the copyright owner, except for reproduction in daily press and regular printed publications on sale to the public within 60 days of the event related to those data/results and always provided that copyright symbol appears together as follows below.

© DORNA WSBK ORGANIZATION Srl 2018



## Australian Round, 23-24-25 February 2018

### World Supersport - Results Superpole 1

#### Session Highlights

Local Time	No. Rider	Description
13.35.00		Start
13.35.38		WorldSSP: No stickers required on tyres for tomorrow race
13.37.40	<b>65 M. CANDUCCI</b>	On the Gravel - Re-Joined - Turn 4
13.51.37		End Of Session

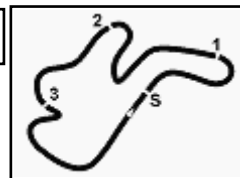
#### Fastest Laps Sequence

No.	Rider	Nat	Team	Bike	Local Time	Time	Gap	Avg
<b>94</b>	<b>M. DI MEGLIO</b>	FRA	GMT94 Yamaha	Yamaha YZF R6	13:38'33.917	<b>1'36.678</b>		165,519
<b>86</b>	<b>A. BADOVINI</b>	ITA	MV Agusta Reparto Corse by Vamag	MV Agusta F3 675	13:38'33.959	<b>1'35.910</b>	-0.768	166,844
<b>86</b>	<b>A. BADOVINI</b>	ITA	MV Agusta Reparto Corse by Vamag	MV Agusta F3 675	13:40'08.919	<b>1'34.960</b>	-0.950	168,513
<b>86</b>	<b>A. BADOVINI</b>	ITA	MV Agusta Reparto Corse by Vamag	MV Agusta F3 675	13:48'08.850	<b>1'34.576</b>	-0.384	169,197

24/02/2018      Start      End      The results are provisional until the end of the time limit for protests and appeals  
 13:35      13:51      and the completion of the technical checks.

These data/results cannot be reproduced, stored and/or transmitted in whole or in part by any manner of electronic, mechanical, photocopying, recording, broadcasting or otherwise now known or herein after developed without the previous express consent by the copyright owner, except for reproduction in daily press and regular printed publications on sale to the public within 60 days of the event related to those data/results and always provided that copyright symbol appears together as follows below.

© DORNA WSBK ORGANIZATION Srl 2018



## Australian Round, 23-24-25 February 2018

### World Supersport - Best Sector & Speed Superpole 1

**BEST LAP**

1	86 A. BADOVINI	MV Austa F3 675	1'34.576
2	78 H. OKUBO	Kawasaki ZX-6R	1'34.803
3	36 T. GRADINGER	Yamaha YZF R6	1'34.850
4	84 L. CRESSON	Yamaha YZF R6	1'34.973
5	66 N. TUULI	Honda CBR600RR	1'34.997
6	94 M. DI MEGLIO	Yamaha YZF R6	1'35.172
7	7 T. TOPARIS	Kawasaki ZX-6R	1'35.417
8	65 M. CANDUCCI	Kawasaki ZX-6R	1'35.456
9	74 J. VAN SIKKELERUS	Honda CBR600RR	1'35.498
10	38 H. SOOMER	Honda CBR600RR	1'35.615
11	10 N. CALERO	Kawasaki ZX-6R	1'36.107
12	83 L. EPIS	Kawasaki ZX-6R	1'36.166
13	35 S. HILL	Triumph Daytona 675	

**SEG. 1**

1	78 H. OKUBO	22.748
2	36 T. GRADINGER	22.752
3	84 L. CRESSON	22.780
4	66 N. TUULI	22.786
5	86 A. BADOVINI	22.839
6	10 N. CALERO	22.849
7	94 M. DI MEGLIO	22.887
8	7 T. TOPARIS	22.917
9	65 M. CANDUCCI	22.997
10	74 J. VAN SIKKELERUS	23.015
11	38 H. SOOMER	23.024
12	83 L. EPIS	23.111

**SEG. 2**

1	86 A. BADOVINI	27.005
2	66 N. TUULI	27.273
3	78 H. OKUBO	27.303
4	36 T. GRADINGER	27.370
5	94 M. DI MEGLIO	27.389
6	65 M. CANDUCCI	27.408
7	84 L. CRESSON	27.436
8	83 L. EPIS	27.455
9	38 H. SOOMER	27.457
10	74 J. VAN SIKKELERUS	27.492
11	7 T. TOPARIS	27.494
12	10 N. CALERO	27.802

**SEG. 3**

1	84 L. CRESSON	17.886
2	36 T. GRADINGER	18.007
3	86 A. BADOVINI	18.008
4	78 H. OKUBO	18.014
5	7 T. TOPARIS	18.019
6	94 M. DI MEGLIO	18.025
7	65 M. CANDUCCI	18.075
8	66 N. TUULI	18.115
9	74 J. VAN SIKKELERUS	18.131
10	38 H. SOOMER	18.216
11	83 L. EPIS	18.241
12	10 N. CALERO	18.278

**SEG. 4**

1	36 T. GRADINGER	26.464
2	84 L. CRESSON	26.473
3	86 A. BADOVINI	26.551
4	78 H. OKUBO	26.655
5	38 H. SOOMER	26.668
6	66 N. TUULI	26.678
7	7 T. TOPARIS	26.729
8	94 M. DI MEGLIO	26.775
9	65 M. CANDUCCI	26.794
10	74 J. VAN SIKKELERUS	26.805
11	10 N. CALERO	27.008
12	83 L. EPIS	27.094

24/02/2018

These data/results cannot be reproduced, stored and/or transmitted in whole or in part by any manner of electronic, mechanical, photocopying, recording, broadcasting or otherwise now known or herein after developed without the previous express consent by the copyright owner, except for reproduction in daily press and regular printed publications on sale to the public within 60 days of the event related to those data/results and always provided that copyright symbol appears together as follows below.

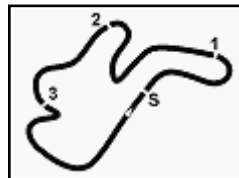
© DORNA WSBK ORGANIZATION Srl 2018

**FICR PERUGIA TIMING**


Official Tyre Supplier



Official Timekeeper



Phillip Island 4.445 m

## Australian Round, 23-24-25 February 2018

### World Supersport - Ideal Times Superpole 1

No.	Rider	Nat	Bike	Seg. 1	Seg. 2	Seg. 3	Seg. 4	Ideal Time		
				Diff. 1	Diff. 2	Diff. 3	Diff. 4	Best Lap	Pos.	Diff.
1	<b>86 A. BADOVINI</b>	ITA	MV Agusta F3 675	22.839 0.173	<b>27.005</b>	18.008	26.551	<b>1'34.403</b>	2	0.173
2	<b>84 L. CRESSON</b>	BEL	Yamaha YZF R6	22.780 0.061	27.436 0.040	<b>17.886</b>	26.473 0.297	<b>1'34.575</b>	5	0.398
3	<b>36 T. GRADINGER</b>	AUT	Yamaha YZF R6	22.752 0.084	27.370 0.136	18.007 0.037	<b>26.464</b>	<b>1'34.593</b>	4	0.257
4	<b>78 H. OKUBO</b>	JPN	Kawasaki ZX-6R	<b>22.748</b> 0.083	27.303	18.014	26.655	<b>1'34.720</b>	3	0.083
5	<b>66 N. TUULI</b>	FIN	Honda CBR600RR	22.786	27.273 0.035	18.115 0.110	26.678	<b>1'34.852</b>	6	0.145
6	<b>94 M. DI MEGLIO</b>	FRA	Yamaha YZF R6	22.887 0.096	27.389	18.025	26.775	<b>1'35.076</b>	7	0.096
7	<b>7 T. TOPARIS</b>	AUS	Kawasaki ZX-6R	22.917 0.140	27.494 0.118	18.019	26.729	<b>1'35.159</b>	8	0.258
8	<b>65 M. CANDUCCI</b>	ITA	Kawasaki ZX-6R	22.997	27.408	18.075 0.058	26.794 0.124	<b>1'35.274</b>	9	0.182
9	<b>38 H. SOOMER</b>	EST	Honda CBR600RR	23.024	27.457	18.216 0.250	26.668	<b>1'35.365</b>	11	0.250
10	<b>74 J. VAN SIKKELERUS</b>	NED	Honda CBR600RR	23.015	27.492 0.055	18.131	26.805	<b>1'35.443</b>	10	0.055
11	<b>83 L. EPIS</b>	AUS	Kawasaki ZX-6R	23.111 0.237	27.455	18.241 0.028	27.094	<b>1'35.901</b>	13	0.265
12	<b>10 N. CALERO</b>	ESP	Kawasaki ZX-6R	22.849	27.802 0.170	18.278	27.008	<b>1'35.937</b>	12	0.170
<b>Overall Ideal Time</b>				<b>22.748</b>	<b>27.005</b>	<b>17.886</b>	<b>26.464</b>	<b>1'34.103</b>		

24/02/2018

These data/results cannot be reproduced, stored and/or transmitted in whole or in part by any manner of electronic, mechanical, photocopying, recording, broadcasting or otherwise now known or herein after developed without the previous express consent by the copyright owner, except for reproduction in daily press and regular printed publications on sale to the public within 60 days of the event related to those data/results and always provided that copyright symbol appears together as follows below.

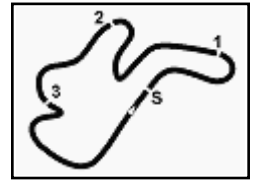
© DORNA WSBK ORGANIZATION Srl 2018

**PIRELLI PERUGIA TIMING**


Official Tyre Supplier



Official Timekeeper



Phillip Island 4.445 m

**1 / 2**

1° 86 A. BADOVINI (1'34.576)						
Lap	Seg.1	Seg.2	Seg.3	Seg.4	Lap Time	Local Time
						13:35'13.019
1	28.274	28.781	20.260	27.715	1'45.030P	13:36'58.049
2	22.970	27.660	18.155	27.125	1'35.910	13:38'33.959
3	23.009	27.117	18.104	26.730	1'34.960	13:40'08.919
4	23.582	29.795	18.747	1'54.056	3'06.180P	13:43'15.099
5	28.412	29.544	18.208	27.032	1'43.196P	13:44'58.295
6	<b>22.839</b>	27.653	18.367	27.120	1'35.979	13:46'34.274
7	23.012	<b>27.005</b>	<b>18.008</b>	26.551	<b>1'34.576</b>	13:48'08.850
8	22.907	27.105	18.079	26.615	1'34.706	13:49'43.556

2° 78 H. OKUBO (1'34.803)						
Lap	Seg.1	Seg.2	Seg.3	Seg.4	Lap Time	Local Time
						13:35'14.406
1	31.417	28.686	18.995	27.826	1'46.924P	13:37'01.330
2	23.198	27.798	18.685	27.654	1'37.335	13:38'38.665
3	23.662	28.641	19.014	6'05.923	7'17.240P	13:45'55.905
4	30.210	27.884	18.211	26.919	1'43.224P	13:47'39.129
5	22.831	<b>27.303</b>	<b>18.014</b>	26.655	<b>1'34.803</b>	13:49'13.932
6	<b>22.748</b>	27.480	18.313	26.815	1'35.356	13:50'49.288

3° 36 T. GRADINGER (1'34.850)						
Lap	Seg.1	Seg.2	Seg.3	Seg.4	Lap Time	Local Time
						13:35'13.975
1	32.655	30.959	19.570	27.845	1'51.029P	13:37'05.004
2	23.432	27.934	18.279	27.023	1'36.668	13:38'41.672
3	22.794	27.743	18.244	26.932	1'35.713	13:40'17.385
4	23.245	28.036	18.561	2'49.637	3'59.479P	13:44'16.864
5	31.474	28.497	18.387	26.762	1'45.120P	13:46'01.984
6	22.933	27.637	<b>18.007</b>	26.527	1'35.104	13:47'37.088
7	22.836	27.506	18.044	26.464	<b>1'34.850</b>	13:49'11.938
8	<b>22.752</b>	<b>27.370</b>	18.277	27.064	1'35.463	13:50'47.401

4° 84 L. CRESSON (1'34.973)						
Lap	Seg.1	Seg.2	Seg.3	Seg.4	Lap Time	Local Time
						13:35'13.286
1	28.727	28.668	19.876	27.764	1'45.035P	13:36'58.321
2	22.928	28.289	18.349	26.998	1'36.564	13:38'34.885
3	<b>22.780</b>	27.815	18.006	26.875	1'35.476	13:40'10.361
4	22.841	27.476	<b>17.886</b>	26.770	<b>1'34.973</b>	13:41'45.334
5	22.997	28.505	18.068	27.125	1'36.695	13:43'22.029
6	22.942	27.568	18.097	26.686	1'35.293	13:44'57.322
7	23.173	28.562	18.339	2'00.525	3'10.599P	13:48'07.921
8	27.832	<b>27.436</b>	18.065	26.573	1'39.906P	13:49'47.827
9	23.878	27.587	17.942	26.473	1'35.880	13:51'23.707

5° 66 N. TUULI (1'34.997)						
Lap	Seg.1	Seg.2	Seg.3	Seg.4	Lap Time	Local Time
						13:35'12.842
1	28.134	28.739	19.734	27.492	1'44.099P	13:36'56.941
2	23.299	28.761	18.302	27.301	1'37.663	13:38'34.604
3	22.853	28.642	19.057	1'48.252	2'58.804P	13:41'33.408
4	28.853	28.610	18.429	27.190	1'43.082P	13:43'16.490
5	22.897	27.419	18.175	27.063	1'35.554	13:44'52.044
6	22.954	27.566	18.180	26.964	1'35.654	13:46'27.698
7	22.954	29.276	18.181	27.026	1'37.437	13:48'05.135
8	22.855	<b>27.273</b>	<b>18.115</b>	26.854	1'35.097	13:49'40.232
9	<b>22.786</b>	27.308	18.225	26.678	<b>1'34.997</b>	13:51'15.229

6° 94 M. DI MEGLIO (1'35.172)						
Lap	Seg.1	Seg.2	Seg.3	Seg.4	Lap Time	Local Time
						13:35'11.991

1	28.598	28.870	20.210	27.570	1'45.248P	13:36'57.239
2	23.463	27.549	18.470	27.196	1'36.678	13:38'33.917
3	22.991	27.646	18.158	26.948	1'35.743	13:40'09.660
4	23.036	27.554	18.186	26.933	1'35.709	13:41'45.369
5	23.132	27.783	18.507	1'56.109	3'05.531P	13:44'50.900
6	32.750	27.649	18.122	26.865	1'45.386P	13:46'36.286
7	22.983	<b>27.389</b>	<b>18.025</b>	26.775	<b>1'35.172</b>	13:48'11.458
8	<b>22.887</b>	27.422	18.125	27.259	1'35.693	13:49'47.151
9	24.818	27.884	18.193	26.897	1'37.792	13:51'24.943

7° 7 T. TOPARIS (1'35.417)						
Lap	Seg.1	Seg.2	Seg.3	Seg.4	Lap Time	Local Time
						13:35'27.094
1	28.151	28.745	18.478	27.183	1'42.557P	13:37'09.651
2	23.433	27.928	18.417	27.068	1'36.846	13:38'46.497
3	23.191	27.907	18.224	26.938	1'36.260	13:40'22.757
4	23.470	27.952	18.342	3'27.783	4'37.547P	13:45'00.304
5	27.575	27.924	18.278	26.827	1'40.604P	13:46'40.908
6	23.057	27.612	<b>18.019</b>	26.729	<b>1'35.417</b>	13:48'16.325
7	<b>22.917</b>	<b>27.494</b>	18.241	26.782	1'35.434	13:49'51.759
8	23.072	27.614	18.164	26.810	1'35.660	13:51'27.419

8° 65 M. CANDUCCI (1'35.456)						
Lap	Seg.1	Seg.2	Seg.3	Seg.4	Lap Time	Local Time
						13:35'12.355
1	28.396	28.598	19.940	27.575	1'44.509P	13:36'56.864
2	23.174	35.359	18.335	27.261	1'44.129	13:38'40.993
3	23.065	27.538	18.351	26.937	1'35.891	13:40'16.884
4	23.381	28.057	18.409	1'37.091	2'46.938P	13:43'03.822
5	30.669	32.896	18.283	26.832	1'48.680P	13:44'52.502
6	23.082	27.568	18.455	26.826	1'35.931	13:46'28.433
7	<b>22.997</b>	<b>27.408</b>	18.133	26.918	<b>1'35.456</b>	13:48'03.889
8	23.033	27.744	<b>18.075</b>	26.794	1'35.646	13:49'39.535
9	23.105	27.411	18.224	26.862	1'35.602	13:51'15.137

9° 74 J. VAN SIKKELERUS (1'35.498)						
Lap	Seg.1	Seg.2	Seg.3	Seg.4	Lap Time	Local Time
						13:35'15.312
1	30.763	28.974	19.081	27.598	1'46.416P	13:37'01.728
2	23.626	27.774	18.534	27.189	1'37.123	13:38'38.851
3	24.324	27.816	18.475	27.139	1'37.754	13:40'16.605
4	23.336	<b>27.492</b>	18.414	27.177	1'36.419	13:41'53.024
5	23.198	27.651	18.350	27.135	1'36.334	13:43'29.358
6	23.626	28.297	18.576	2'14.384	3'24.883P	13:46'54.241
7	29.462	27.944	18.501	27.052	1'42.959P	13:48'37.200
8	<b>23.015</b>	27.547	<b>18.131</b>	26.805	<b>1'35.498</b>	13:50'12.698

10° 38 H. SOOMER (1'35.615)						
Lap	Seg.1	Seg.2	Seg.3	Seg.4	Lap Time	Local Time
						13:35'15.491
1	31.222	29.385	18.796	27.013	1'46.416P	13:37'01.907
2	23.286	27.663	18.404	27.451	1'36.804	13:38'38.711
3	24.427	29.489	18.602	2'48.511	4'01.029P	13:42'39.740
4	29.660	27.886	18.718	26.968	1'43.232P	13:44'22.972
5	23.163	27.721	18.235	26.838	1'35.957	13:45'58.929
6	23.184	27.515	18.258	26.831	1'35.788	13:47'34.717
7	23.048	27.867	<b>18.216</b>	26.827	1'35.958	13:49'10.675
8	<b>23.024</b>	<b>27.457</b>	18.466	26.668	<b>1'35.615</b>	13:50'46.290

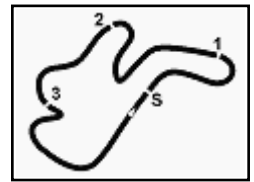
11° 10 N. CALERO (1'36.107)						
Lap	Seg.1	Seg.2	Seg.3	Seg.4	Lap Time	Local Time
						13:35'11.857
1	28.492	29.578	20.011	27.785	1'45.866P	13:36'57.723
2	23.218	28.361	18.379	27.276	1'37.234	13:38'34.957

24/02/2018

**P = Pits In/Out - C = Lap Time Cancelled**

These data/results cannot be reproduced, stored and/or transmitted in whole or in part by any manner of electronic, mechanical, photocopying, recording, broadcasting or otherwise now known or herein after developed without the previous express consent by the copyright owner, except for reproduction in daily press and regular printed publications on sale to the public within 60 days of the event related to those data/results and always provided that copyright symbol appears together as follows below.

© DORNA WSBK ORGANIZATION Srl 2018



Phillip Island 4.445 m

## Australian Round, 23-24-25 February 2018

### World Supersport - Chronological Analysis Superpole 1

3	<b>22.849</b>	27.972	<b>18.278</b>	27.008	<b>1'36.107</b>	13:40'11.064
4	22.909	<b>27.802</b>	18.473	27.228	1'36.412	13:41'47.476
5	23.826	28.519	18.958	2'20.484	3'31.787P	13:45'19.263
6	36.002	31.973	19.001	28.423	1'55.399P	13:47'14.662
7	23.401	42.722	20.718	27.978	1'54.819	13:49'09.481
8	23.399	28.447	18.767	27.498	1'38.111	13:50'47.592

12°						
83 L. EPIS (1'36.166)						
Lap	Seg.1	Seg.2	Seg.3	Seg.4	Lap Time	Local Time
						13:35'12.984
1	28.190	28.343	19.551	27.837	1'43.921P	13:36'56.905
2	23.608	27.602	18.455	27.368	1'37.033	13:38'33.938
3	23.387	27.622	<b>18.241</b>	27.182	1'36.432	13:40'10.370
4	23.239	27.702	18.550	1'53.259	3'02.750P	13:43'13.120
5	27.903	28.320	18.611	29.929	1'44.763P	13:44'57.883
6	23.193	27.568	18.387	27.197	1'36.345	13:46'34.228
7	23.348	<b>27.455</b>	18.269	27.094	<b>1'36.166</b>	13:48'10.394
8	<b>23.111</b>	27.699	18.391	27.571	1'36.772	13:49'47.166
9	24.942	30.626	18.577	28.577	1'42.722	13:51'29.888

24/02/2018

P = Pits In/Out - C = Lap Time Cancelled

These data/results cannot be reproduced, stored and/or transmitted in whole or in part by any manner of electronic, mechanical, photocopying, recording, broadcasting or otherwise now known or herein after developed without the previous express consent by the copyright owner, except for reproduction in daily press and regular printed publications on sale to the public within 60 days of the event related to those data/results and always provided that copyright symbol appears together as follows below.

© DORNA WSBK ORGANIZATION Srl 2018

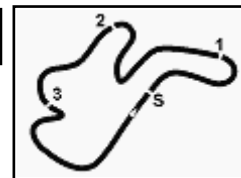
FKR PERUGIA TIMING



Official Tyre Supplier



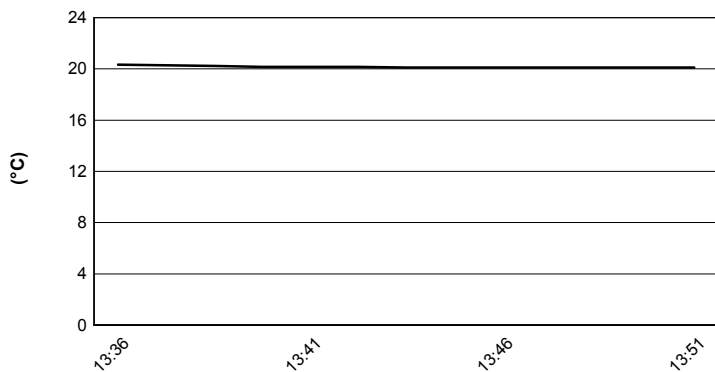
Official Timekeeper



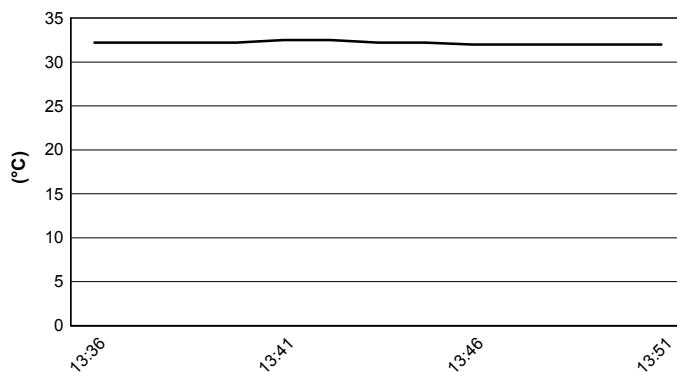
Phillip Island 4.445 m

**Australian Round, 23-24-25 February 2018**  
**World Supersport - Weather Report Superpole 1**  
 Session started 13:35 - Session ended 13:51

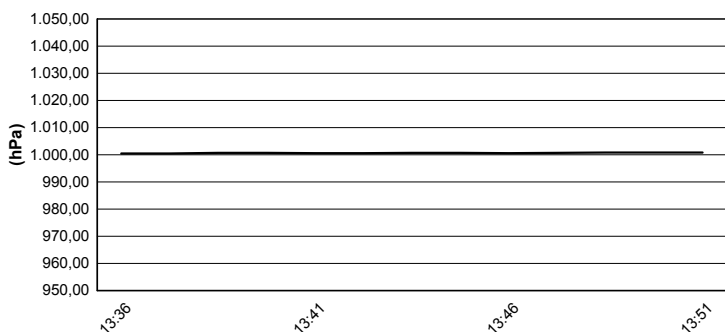
### Air Temperature




### Track Temperature



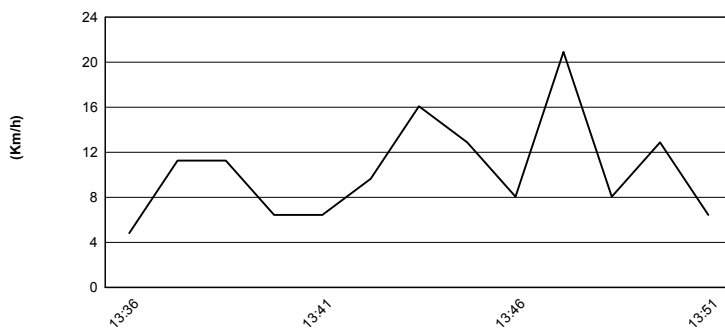
### Air Pressure



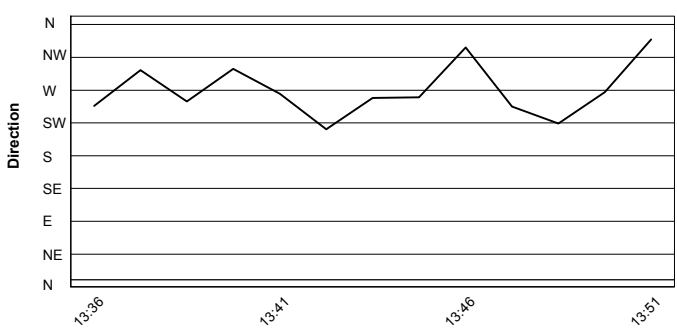
### Humidity



### Wind Speed



### Wind Direction



24/02/2018

These data/results cannot be reproduced, stored and/or transmitted in whole or in part by any manner of electronic, mechanical, photocopying, recording, broadcasting or otherwise now known or herein after developed without the previous express consent by the copyright owner, except for reproduction in daily press and regular printed publications on sale to the public within 60 days of the event related to those data/results and always provided that copyright symbol appears together as follows below.

© DORNA WSBK ORGANIZATION Srl 2018

