

Australian Round, 23-24-25 February 2018

World Supersport - Free Practices & Superpole Combined Results

No.	Rider	Nat	Team	Bike	FPs	LL	Superpole	Gap	Time	Avg
1	144 L. MAHIAS	FRA	GRT Yamaha Official WorldSSP Team	Yamaha YZF R6	1'33.103	27	1'33.160		1'33.160	171,769
2	64 F. CARICASULO	ITA	GRT Yamaha Official WorldSSP Team	Yamaha YZF R6	1'33.827	36	1'33.519	0.359	1'33.519	171,110
3	54 K. SOFUOGLU	TUR	Kawasaki Puccetti Racing	Kawasaki ZX-6R	1'33.576	29	1'33.540	0.380	1'33.540	171,071
4	11 S. CORTESE	GER	Kallio Racing	Yamaha YZF R6	1'33.563	34	1'33.812	0.652	1'33.812	170,575
5	13 A. WEST	AUS	EAB antwest Racing	Kawasaki ZX-6R	1'34.154	33	1'33.843	0.683	1'33.843	170,519
6	81 L. STAPLEFORD	GBR	Profile Racing	Triumph Daytona 675	1'34.225	27	1'33.973	0.813	1'33.973	170,283
7	21 R. KRUMMENACHER	SUI	BARDAHL Evan Bros. WorldSSP Team	Yamaha YZF R6	1'33.503	24	1'34.094	0.934	1'34.094	170,064
8	3 R. DE ROSA	ITA	MV Agusta Reparto Corse by Vamag	MV Agusta F3 675	1'34.020	31	1'34.329	1.169	1'34.329	169,640
9	16 J. CLUZEL	FRA	NRT	Yamaha YZF R6	1'34.219	27	1'34.333	1.173	1'34.333	169,633
10	86 A. BADOVINI	ITA	MV Agusta Reparto Corse by Vamag	MV Agusta F3 675	1'34.993	26	1'34.438	1.278	1'34.438	169,445
11	111 K. SMITH	GBR	GEMAR Team Lorini	Honda CBR600RR	1'34.446	13	1'34.781	1.621	1'34.781	168,831
12	78 H. OKUBO	JPN	Kawasaki Puccetti Racing	Kawasaki ZX-6R	1'35.079	28	1'35.318	2.158	1'35.318	167,880
13	36 T. GRADINGER	AUT	NRT	Yamaha YZF R6	1'35.044	32	1'34.850		1'34.850	168,708
14	84 L. CRESSON	BEL	Kallio Racing	Yamaha YZF R6	1'35.487	23	1'34.973	0.123	1'34.973	168,490
15	66 N. TUULI	FIN	CIA Landlord Insurance Honda	Honda CBR600RR	1'34.895	25	1'34.997	0.147	1'34.997	168,447
16	94 M. DI MEGLIO	FRA	GMT94 Yamaha	Yamaha YZF R6	1'35.885	31	1'35.172	0.322	1'35.172	168,138
17	7 T. TOPARIS	AUS	Cube Racing	Kawasaki ZX-6R	1'35.879	16	1'35.417	0.567	1'35.417	167,706
18	65 M. CANDUCCI	ITA	Team GoEleven Kawasaki	Kawasaki ZX-6R	1'35.038	35	1'35.456	0.606	1'35.456	167,637
19	74 J. VAN SIKKELERUS	NED	GEMAR Team Lorini	Honda CBR600RR	1'36.756	14	1'35.498	0.648	1'35.498	167,564
20	38 H. SOOMER	EST	Racedays	Honda CBR600RR	1'36.694	32	1'35.615	0.765	1'35.615	167,359
21	10 N. CALERO	ESP	Orelac Racing VerdNatura	Kawasaki ZX-6R	1'36.847	33	1'36.107	1.257	1'36.107	166,502
22	83 L. EPIS	AUS	Team GoEleven Kawasaki	Kawasaki ZX-6R	1'36.402	37	1'36.166	1.316	1'36.166	166,400
23	35 S. HILL	GBR	Profile Racing	Triumph Daytona 675	1'36.864	14			1'36.864	165,201

24/02/2018

The results are provisional until the end of the time limit for protests and appeals and the completion of the technical checks.

These data/results cannot be reproduced, stored and/or transmitted in whole or in part by any manner of electronic, mechanical, photocopying, recording, broadcasting or otherwise now known or herein after developed without the previous express consent by the copyright owner, except for reproduction in daily press and regular printed publications on sale to the public within 60 days of the event related to those data/results and always provided that copyright symbol appears together as follows below.

© DORNA WSBK ORGANIZATION Srl 2018

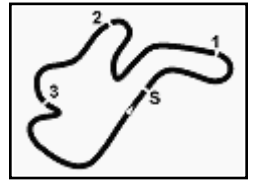
FIAT PERUGIA TIMING



Official Tyre Supplier



Official Timekeeper



Phillip Island 4.445 m

Australian Round, 23-24-25 February 2018

World Supersport - Provisional Starting Grid

16 Laps x 4,445 km = 71,120 km

1	144 MAHIAS L. Yamaha 1'33.160 SP2	2	54 SOFUOGLU K. Kawasaki 1'33.540 SP2	3	13 WEST A. Kawasaki 1'33.843 SP2
2	81 STAPLEFORD L. Triumph 1'33.973 SP2	5*	64 CARICASULO F. Yamaha 1'33.519 SP2	6	21 KRUMMENACHER R. Yamaha 1'34.094 SP2
3	11 CORTESE S. Yamaha 1'33.812 SP2	8	86 BADOVINI A. MV Agusta 1'34.438 SP2	9	111 SMITH K. Honda 1'34.781 SP2
4	78 OKUBO H. Kawasaki 1'35.318 SP2	11*	3 DE ROSA R. MV Agusta 1'34.329 SP2	12*	16 CLUZEL J. Yamaha 1'34.333 SP2
5	36 GRADINGER T. Yamaha 1'34.850 SP1	14	84 CRESSON L. Yamaha 1'34.973 SP1	15	66 TUULI N. Honda 1'34.997 SP1
6	94 DI MEGLIO M. Yamaha 1'35.172 SP1	17	7 TOPARIS T. Kawasaki 1'35.417 SP1	18	65 CANDUCCI M. Kawasaki 1'35.456 SP1
7	74 VAN SIKKELERUS J. Honda 1'35.498 SP1	20	38 SOOMER H. Honda 1'35.615 SP1	21	10 CALERO N. Kawasaki 1'36.107 SP1
8	83 EPIS L. Kawasaki 1'36.166 SP1				

N.35 (Hill S.) has been declared unfit after FP3
 N.3 (De Rosa R.), 11 (Cortese S.), 16 (Cluzel J.) and 64 (Caricasulo F.) have been demoted by 3 grid positions according to Art. 1.21.2

* = Penalized

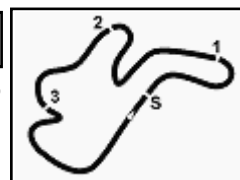
24/02/2018 Jury President

..... Race Director

These data/results cannot be reproduced, stored and/or transmitted in whole or in part by any manner of electronic, mechanical, photocopying, recording, broadcasting or otherwise now known or herein after developed without the previous express consent by the copyright owner, except for reproduction in daily press and regular printed publications on sale to the public within 60 days of the event related to those data/results and always provided that copyright symbol appears together as follows below.

© DORNA WSBK ORGANIZATION Srl 2018





Phillip Island 4.445 m

1 / 2

Australian Round, 23-24-25 February 2018

World Supersport - Results Superpole 2

No.	Rider	Nat	Team	Bike	Time	Gap	Rel.	Laps	Speed	
									Avg	Max
1	144 L. MAHIAS	FRA	GRT Yamaha Official WorldSSP Team	Yamaha YZF R6	1'33.160			7	171,769	261,5
2	64 F. CARICASULO	ITA	GRT Yamaha Official WorldSSP Team	Yamaha YZF R6	1'33.519	0.359	0.359	8	171,110	265,4
3	54 K. SOFUOGLU	TUR	Kawasaki Puccetti Racing	Kawasaki ZX-6R	1'33.540	0.380	0.021	7	171,071	270,0
4	11 S. CORTESE	GER	Kallio Racing	Yamaha YZF R6	1'33.812	0.652	0.272	8	170,575	265,4
5	13 A. WEST	AUS	EAB antwest Racing	Kawasaki ZX-6R	1'33.843	0.683	0.031	8	170,519	262,1
6	81 L. STAPLEFORD	GBR	Profile Racing	Triumph Daytona 675	1'33.973	0.813	0.130	9	170,283	259,6
7	21 R. KRUMMENACHER	SUI	BARDAHL Evan Bros. WorldSSP Team	Yamaha YZF R6	1'34.094	0.934	0.121	8	170,064	264,1
8	3 R. DE ROSA	ITA	MV Agusta Reparto Corse by Vamag	MV Agusta F3 675	1'34.329	1.169	0.235	8	169,640	262,1
9	16 J. CLUZEL	FRA	NRT	Yamaha YZF R6	1'34.333	1.173	0.004	8	169,633	269,3
10	86 A. BADOVINI	ITA	MV Agusta Reparto Corse by Vamag	MV Agusta F3 675	1'34.438	1.278	0.105	8	169,445	266,0
11	111 K. SMITH	GBR	GEMAR Team Lorini	Honda CBR600RR	1'34.781	1.621	0.343	8	168,831	262,8
12	78 H. OKUBO	JPN	Kawasaki Puccetti Racing	Kawasaki ZX-6R	1'35.318	2.158	0.537	7	167,880	268,0

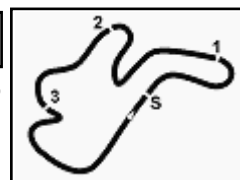
AIR	Humidity:	83%	Temp:	20°C
TRACK	Condition:	Dry	Temp:	31°C

Records	Pole (QP2)	2013	S.Lowes	1'32.545	172,910	Km/h
	Race (RC)	2013	K.Sofuoglu	1'33.283	171,540	Km/h
	Circuit (QP1)	2013	S.Lowes	1'32.545	172,910	Km/h

Start End The results are provisional until the end of the time limit for protests and appeals
24/02/2018 14:00 14:16 and the completion of the technical checks.

These data/results cannot be reproduced, stored and/or transmitted in whole or in part by any manner of electronic, mechanical, photocopying, recording, broadcasting or otherwise now known or herein after developed without the previous express consent by the copyright owner, except for reproduction in daily press and regular printed publications on sale to the public within 60 days of the event related to those data/results and always provided that copyright symbol appears together as follows below.

© DORNA WSBK ORGANIZATION Srl 2018



Australian Round, 23-24-25 February 2018

World Supersport - Results Superpole 2

Session Highlights

Local Time	No. Rider	Description
14.00.00		Start
14.14.11	16 J. CLUZEL	On the Gravel - Re-Joined - Turn 10
14.16.22		End Of Session

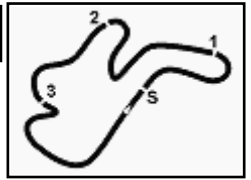
Fastest Laps Sequence

No.	Rider	Nat	Team	Bike	Local Time	Time	Gap	Avg
81	L. STAPLEFORD	GBR	Profile Racing	Triumph Daytona 675	14:03'25.919	1'34.927		168,572
86	A. BADOVINI	ITA	MV Agusta Reparto Corse by Vomag	MV Agusta F3 675	14:03'26.336	1'34.604	-0.323	169,147
13	A. WEST	AUS	EAB antwest Racing	Kawasaki ZX-6R	14:03'26.847	1'34.117	-0.487	170,022
64	F. CARICASULO	ITA	GRT Yamaha Official WorldSSP Team	Yamaha YZF R6	14:03'33.698	1'34.068	-0.049	170,111
144	L. MAHIAS	FRA	GRT Yamaha Official WorldSSP Team	Yamaha YZF R6	14:04'26.056	1'33.934	-0.134	170,354
64	F. CARICASULO	ITA	GRT Yamaha Official WorldSSP Team	Yamaha YZF R6	14:05'07.493	1'33.795	-0.139	170,606
54	K. SOFUOGLU	TUR	Kawasaki Puccetti Racing	Kawasaki ZX-6R	14:12'50.044	1'33.540	-0.255	171,071
144	L. MAHIAS	FRA	GRT Yamaha Official WorldSSP Team	Yamaha YZF R6	14:14'20.801	1'33.160	-0.380	171,769

24/02/2018 Start End The results are provisional until the end of the time limit for protests and appeals
 14:00 14:16 and the completion of the technical checks.

These data/results cannot be reproduced, stored and/or transmitted in whole or in part by any manner of electronic, mechanical, photocopying, recording, broadcasting or otherwise now known or herein after developed without the previous express consent by the copyright owner, except for reproduction in daily press and regular printed publications on sale to the public within 60 days of the event related to those data/results and always provided that copyright symbol appears together as follows below.

© DORNA WSBK ORGANIZATION Srl 2018



Phillip Island 4.445 m

Australian Round, 23-24-25 February 2018

World Supersport - Best Sector & Speed Superpole 2

BEST LAP			
1	144 L. MAHIAS	Yamaha YZF R6	1'33.160
2	64 F. CARICASULO	Yamaha YZF R6	1'33.519
3	54 K. SOFUOGLU	Kawasaki ZX-6R	1'33.540
4	11 S. CORTESE	Yamaha YZF R6	1'33.812
5	13 A. WEST	Kawasaki ZX-6R	1'33.843
6	81 L. STAPLEFORD	Triumph Daytona 675	1'33.973
7	21 R. KRUMMENACHER	Yamaha YZF R6	1'34.094
8	3 R. DE ROSA	MV Agusta F3 675	1'34.329
9	16 J. CLUZEL	Yamaha YZF R6	1'34.333
10	86 A. BADOVINI	MV Agusta F3 675	1'34.438
11	111 K. SMITH	Honda CBR600RR	1'34.781
12	78 H. OKUBO	Kawasaki ZX-6R	1'35.318

SPEED			
1	54 K. SOFUOGLU	Kawasaki ZX-6R	270,0
2	16 J. CLUZEL	Yamaha YZF R6	269,3
3	78 H. OKUBO	Kawasaki ZX-6R	268,0
4	86 A. BADOVINI	MV Agusta F3 675	266,0
5	11 S. CORTESE	Yamaha YZF R6	265,4
6	64 F. CARICASULO	Yamaha YZF R6	265,4
7	21 R. KRUMMENACHER	Yamaha YZF R6	264,1
8	111 K. SMITH	Honda CBR600RR	262,8
9	13 A. WEST	Kawasaki ZX-6R	262,1
10	3 R. DE ROSA	MV Agusta F3 675	262,1
11	144 L. MAHIAS	Yamaha YZF R6	261,5
12	81 L. STAPLEFORD	Triumph Daytona 675	259,6

SEG. 1		SEG. 2		SEG. 3		SEG. 4		
1	16 J. CLUZEL	22.334	1	144 L. MAHIAS	26.589	1	13 A. WEST	26.179
2	54 K. SOFUOGLU	22.370	2	64 F. CARICASULO	26.766	2	81 L. STAPLEFORD	26.203
3	144 L. MAHIAS	22.468	3	13 A. WEST	26.871	3	54 K. SOFUOGLU	26.210
4	11 S. CORTESE	22.477	4	54 K. SOFUOGLU	26.916	4	21 R. KRUMMENACHER	26.307
5	64 F. CARICASULO	22.524	5	21 R. KRUMMENACHER	26.973	5	11 S. CORTESE	26.337
6	21 R. KRUMMENACHER	22.583	6	86 A. BADOVINI	26.984	6	3 R. DE ROSA	26.359
7	81 L. STAPLEFORD	22.599	7	81 L. STAPLEFORD	27.037	7	16 J. CLUZEL	26.360
8	13 A. WEST	22.647	8	3 R. DE ROSA	27.040	8	64 F. CARICASULO	26.396
9	3 R. DE ROSA	22.666	9	16 J. CLUZEL	27.048	9	86 A. BADOVINI	26.409
10	86 A. BADOVINI	22.680	10	11 S. CORTESE	27.081	10	13 A. WEST	26.488
11	78 H. OKUBO	22.749	11	111 K. SMITH	27.145	11	111 K. SMITH	26.729
12	111 K. SMITH	22.843	12	78 H. OKUBO	27.419	12	78 H. OKUBO	26.859

24/02/2018

These data/results cannot be reproduced, stored and/or transmitted in whole or in part by any manner of electronic, mechanical, photocopying, recording, broadcasting or otherwise now known or herein after developed without the previous express consent by the copyright owner, except for reproduction in daily press and regular printed publications on sale to the public within 60 days of the event related to those data/results and always provided that copyright symbol appears together as follows below.

© DORNA WSBK ORGANIZATION Srl 2018

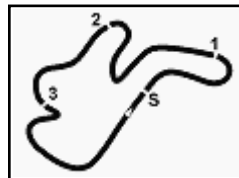
FICR PERUGIA TIMING



Official Tyre Supplier



Official Timekeeper



Phillip Island 4.445 m

Australian Round, 23-24-25 February 2018

World Supersport - Ideal Times Superpole 2

No.	Rider	Nat	Bike	Seg. 1	Seg. 2	Seg. 3	Seg. 4	Ideal Time		
				Diff. 1	Diff. 2	Diff. 3	Diff. 4	Best Lap	Pos.	Diff.
1	144 L. MAHIAS	FRA	Yamaha YZF R6	22.468	26.589 0.114	17.779	26.210	1'33.046	1	0.114
2	64 F. CARICASULO	ITA	Yamaha YZF R6	22.524	26.766	17.926 0.100	26.203	1'33.419	2	0.100
3	54 K. SOFUOGLU	TUR	Kawasaki ZX-6R	22.370	26.916	17.820 0.075	26.359	1'33.465	3	0.075
4	13 A. WEST	AUS	Kawasaki ZX-6R	22.647 0.008	26.871	17.986 0.023	26.179 0.129	1'33.683	5	0.160
5	16 J. CLUZEL	FRA	Yamaha YZF R6	22.334 0.194	27.048 0.158	17.912 0.278	26.409	1'33.703	9	0.630
6	21 R. KRUMMENACHER	SUI	Yamaha YZF R6	22.583 0.240	26.973 0.102	17.823 0.036	26.337	1'33.716	7	0.378
7	11 S. CORTESE	GER	Yamaha YZF R6	22.477 0.043	27.081 0.018	17.833	26.360	1'33.751	4	0.061
8	81 L. STAPLEFORD	GBR	Triumph Daytona 675	22.599	27.037 0.045	17.812 0.077	26.396 0.007	1'33.844	6	0.129
9	86 A. BADOVINI	ITA	MV Agusta F3 675	22.680 0.229	26.984	17.981 0.021	26.307 0.236	1'33.952	10	0.486
10	3 R. DE ROSA	ITA	MV Agusta F3 675	22.666 0.086	27.040	17.867	26.488 0.182	1'34.061	8	0.268
11	111 K. SMITH	GBR	Honda CBR600RR	22.843	27.145	18.064	26.729	1'34.781	11	
12	78 H. OKUBO	JPN	Kawasaki ZX-6R	22.749 0.040	27.419 0.058	18.193	26.859	1'35.220	12	0.098
Overall Ideal Time				22.334	26.589	17.779	26.179	1'32.881		

24/02/2018

These data/results cannot be reproduced, stored and/or transmitted in whole or in part by any manner of electronic, mechanical, photocopying, recording, broadcasting or otherwise now known or herein after developed without the previous express consent by the copyright owner, except for reproduction in daily press and regular printed publications on sale to the public within 60 days of the event related to those data/results and always provided that copyright symbol appears together as follows below.

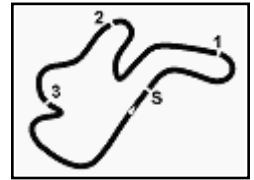
© DORNA WSBK ORGANIZATION Srl 2018

PIRELLI PERUGIA TIMING


Official Tyre Supplier



Official Timekeeper



Phillip Island 4.445 m

Australian Round, 23-24-25 February 2018

World Supersport - Chronological Analysis Superpole 2

1 / 2

1° 144 L. MAHIAS (1'33.160)							
Lap	Seg.1	Seg.2	Seg.3	Seg.4	Lap Time	km/h	Local Time
							14:01'12.083
1	27.331	27.860	18.245	26.603	1'40.039P		14:02'52.122
2	22.682	26.851	17.992	26.409	1'33.934	260,2	14:04'26.056
3	22.781	27.654	18.875	3'49.305	4'58.615P	259,6	14:09'24.671
4	31.344	30.302	18.465	27.063	1'47.174P		14:11'11.845
5	22.529	26.589	18.717	27.961	1'35.796	259,0	14:12'47.641
6	22.468	26.703	17.779	26.210	1'33.160	261,5	14:14'20.801
7	30.906	31.163	19.674	28.466	1'50.209	261,5	14:16'11.010

2° 64 F. CARICASULO (1'33.519)							
Lap	Seg.1	Seg.2	Seg.3	Seg.4	Lap Time	km/h	Local Time
							14:00'14.770
1	29.008	28.697	19.139	28.016	1'44.860P		14:01'59.630
2	22.743	26.915	18.040	26.370	1'34.068	262,8	14:03'33.698
3	22.561	26.953	17.926	26.355	1'33.795	262,8	14:05'07.493
4	22.541	27.071	18.251	2'24.113	3'31.976P	265,4	14:08'39.469
5	32.329	45.062	19.947	45.647	2'22.985P		14:11'02.454
6	22.880	26.855	18.100	28.248	1'36.083	260,2	14:12'38.537
7	22.557	27.088	18.014	26.307	1'33.966	264,7	14:14'12.503
8	22.524	26.766	18.026	26.203	1'33.519	262,8	14:15'46.022

3° 54 K. SOFUOGLU (1'33.540)							
Lap	Seg.1	Seg.2	Seg.3	Seg.4	Lap Time	km/h	Local Time
							14:00'10.217
1	27.421	27.625	18.132	26.603	1'39.781P		14:01'49.998
2	22.616	34.046	25.283	27.426	1'49.371	262,8	14:03'39.369
3	22.520	27.128	17.887	26.389	1'33.924	270,0	14:05'13.293
4	22.778	28.932	18.124	3'13.627	4'23.461P	269,3	14:09'36.754
5	28.045	27.335	17.918	26.452	1'39.750P		14:11'16.504
6	22.370	26.916	17.895	26.359	1'33.540	261,5	14:12'50.044
7	22.442	27.098	17.820	26.577	1'33.937	262,8	14:14'23.981

4° 11 S. CORTESE (1'33.812)							
Lap	Seg.1	Seg.2	Seg.3	Seg.4	Lap Time	km/h	Local Time
							14:00'23.932
1	27.092	28.245	18.372	26.768	1'40.477P		14:02'04.409
2	22.929	27.229	18.151	26.434	1'34.743	262,1	14:03'39.152
3	22.520	27.099	17.833	26.360	1'33.812	263,4	14:05'12.964
4	22.995	28.985	18.965	2'20.571	3'31.516P	263,4	14:08'44.840
5	28.939	41.631	18.994	46.797	2'16.361P		14:11'00.841
6	25.242	27.649	17.994	28.560	1'39.445	255,9	14:12'40.286
7	22.477	27.149	18.074	26.391	1'34.091	265,4	14:14'14.377
8	22.482	27.081	18.779	26.703	1'35.045	262,1	14:15'49.422

5° 13 A. WEST (1'33.843)							
Lap	Seg.1	Seg.2	Seg.3	Seg.4	Lap Time	km/h	Local Time
							14:00'11.266
1	27.979	27.859	18.505	27.121	1'41.464P		14:01'52.730
2	22.701	27.186	18.051	26.179	1'34.117	260,9	14:03'26.847
3	22.647	27.117	17.986	26.507	1'34.257	261,5	14:05'01.104
4	23.490	28.739	18.780	2'22.104	3'33.113P	259,0	14:08'34.217
5	27.629	34.700	19.300	30.732	1'52.361P		14:10'26.578
6	22.724	28.805	18.461	30.400	1'40.390	255,9	14:12'06.968
7	22.843	28.936	18.631	28.301	1'38.711	262,1	14:13'45.679
8	22.655	26.871	18.009	26.308	1'33.843	255,9	14:15'19.522

6° 81 L. STAPLEFORD (1'33.973)							
Lap	Seg.1	Seg.2	Seg.3	Seg.4	Lap Time	km/h	Local Time
							14:00'10.153
1	27.975	28.083	18.108	26.673	1'40.839P		14:01'50.992
2	22.652	27.746	17.991	26.538	1'34.927	259,6	14:03'25.919

3	22.599	27.082	17.889	26.403	1'33.973	257,8	14:04'59.892
4	23.359	28.315	20.905	2'06.873	3'19.452P	257,8	14:08'19.344
5	28.083	28.375	18.050	26.520	1'41.028P		14:10'00.372
6	22.671	27.037	17.932	26.396	1'34.036	257,8	14:11'34.408
7	22.734	27.832	18.119	26.517	1'35.202	257,1	14:13'09.610
8	22.741	27.180	17.812	26.491	1'34.224	256,5	14:14'43.834
9	22.715	27.177	17.894	26.414	1'34.200	257,1	14:16'18.034

7° 21 R. KRUMMENACHER (1'34.094)							
Lap	Seg.1	Seg.2	Seg.3	Seg.4	Lap Time	km/h	Local Time
							14:00'12.115
1	29.256	29.189	19.138	27.564	1'45.147P		14:01'57.262
2	22.814	27.359	17.967	26.458	1'34.598	262,1	14:03'31.860
3	22.706	27.228	17.828	26.486	1'34.248	262,8	14:05'06.108
4	22.656	27.400	18.223	2'40.352	3'48.631P	264,1	14:08'54.739
5	29.807	29.178	18.530	30.691	1'48.206P		14:10'42.945
6	22.823	27.075	17.859	26.337	1'34.094	262,1	14:12'17.039
7	22.583	26.973	17.823	26.922	1'34.301	262,8	14:13'51.340
8	22.704	30.288	18.719	27.056	1'38.767	263,4	14:15'30.107

8° 3 R. DE ROSA (1'34.329)							
Lap	Seg.1	Seg.2	Seg.3	Seg.4	Lap Time	km/h	Local Time
							14:00'10.689
1	27.722	27.951	18.259	26.956	1'40.888P		14:01'51.577
2	22.707	28.389	18.678	26.820	1'36.594	262,1	14:03'28.171
3	22.893	27.148	18.095	26.488	1'34.624	258,4	14:05'02.795
4	23.255	32.497	19.903	2'24.787	3'40.442P	260,9	14:08'43.237
5	29.185	43.618	18.876	43.978	2'15.657P		14:10'58.894
6	23.063	27.526	18.889	29.615	1'39.093	254,1	14:12'37.987
7	22.666	27.391	17.979	26.531	1'34.567	259,6	14:14'12.554
8	22.752	27.040	17.867	26.670	1'34.329	260,2	14:15'46.883

9° 16 J. CLUZEL (1'34.333)							
Lap	Seg.1	Seg.2	Seg.3	Seg.4	Lap Time	km/h	Local Time
							14:00'11.787
1	28.561	28.296	19.508	32.285	1'48.650P		14:02'00.437
2	22.574	27.975	19.218	30.221	1'39.988	268,0	14:03'40.425
3	22.528	27.206	18.190	26.409	1'34.333	267,3	14:05'14.758
4	23.434	28.380	18.681	2'32.629	3'43.124P	269,3	14:08'57.882
5	28.064	31.167	20.062	45.602	2'04.895P		14:11'02.777
6	23.152	28.507	17.980	27.061	1'36.700	266,7	14:12'39.477
7	22.334	27.048	17.912	27.650	1'44.944	269,3	14:14'24.421
8	22.404	27.670	18.521	26.498	1'35.093	268,7	14:15'59.514

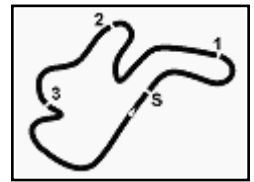
10° 86 A. BADOVINI (1'34.438)							
Lap	Seg.1	Seg.2	Seg.3	Seg.4	Lap Time	km/h	Local Time
							14:00'10.904
1	27.703	27.896	18.357	26.872	1'40.828P		14:01'51.732
2	22.680	27.316	18.051	26.557	1'34.604	266,0	14:03'26.336
3	22.875	27.485	18.074	26.307	1'34.741	260,2	14:05'01.077
4	22.887	30.736	18.735	2'22.294	3'34.652P	256,5	14:08'35.729
5	29.861	30.419	20.052	30.886	1'51.218P		14:10'26.947
6	22.720	29.410	18.435	29.671	1'40.236	259,0	14:12'07.183
7	22.788	27.183	17.981	26.627	1'34.579	264,7	14:13'41.762
8	22.909	26.984	18.002	26.543	1'34.438	256,5	14:15'16.200

11° 111 K. SMITH (1'34.781)							
Lap	Seg.1	Seg.2	Seg.3	Seg.4	Lap Time	km/h	Local Time
							14:00'14.934
1	28.815	29.015	18.968	28.025	1'44.823P		14:01'59.757
2	23.199	27.632	18.280	26.882	1'35.993	261,5	14:03'35.750
3	23.018	27.403	18.218	27.199	1'35.838	260,2	14:05'11.588
4	23.108	27.784	18.429	3'08.006	4'17.327P	260,9	14:09'28.915
5	28.497	28.660	18.534	27.223	1'42.914P		14:11'11.829

24/02/2018 P = Pits In/Out - C = Lap Time Cancelled

These data/results cannot be reproduced, stored and/or transmitted in whole or in part by any manner of electronic, mechanical, photocopying, recording, broadcasting or otherwise now known or herein after developed without the previous express consent by the copyright owner, except for reproduction in daily press and regular printed publications on sale to the public within 60 days of the event related to those data/results and always provided that copyright symbol appears together as follows below.

© DORNA WSBK ORGANIZATION Srl 2018



Phillip Island 4.445 m

2 / 2

Australian Round, 23-24-25 February 2018

World Supersport - Chronological Analysis Superpole 2

6	23.089	27.262	18.448	27.015	1'35.814	257,1	14:12'47.643
7	22.843	27.145	18.064	26.729	1'34.781	262,8	14:14'22.424
8	22.845	27.247	18.095	26.930	1'35.117	260,2	14:15'57.541

12° 78 H. OKUBO (1'35.318)							
Lap	Seg.1	Seg.2	Seg.3	Seg.4	Lap Time	km/h	Local Time
							14:00'24.737
1	27.302	28.067	18.359	27.015	1'40.743P		14:02'05.480
2	22.863	27.419	18.240	26.998	1'35.520	264,7	14:03'41.000
3	22.789	27.477	18.193	26.859	1'35.318	268,0	14:05'16.318
4	23.377	27.941	18.768	3'42.564	4'52.650P	265,4	14:10'08.968
5	32.339	31.134	21.746	32.586	1'57.805P		14:12'06.773
6	23.345	28.393	18.704	28.755	1'39.197	261,5	14:13'45.970
7	22.749	27.464	18.220	26.905	1'35.338	266,0	14:15'21.308

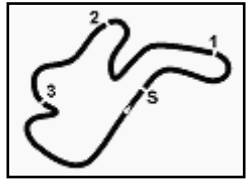
24/02/2018

P = Pits In/Out - C = Lap Time Cancelled

These data/results cannot be reproduced, stored and/or transmitted in whole or in part by any manner of electronic, mechanical, photocopying, recording, broadcasting or otherwise now known or herein after developed without the previous express consent by the copyright owner, except for reproduction in daily press and regular printed publications on sale to the public within 60 days of the event related to those data/results and always provided that copyright symbol appears together as follows below.

© DORNA WSBK ORGANIZATION Srl 2018

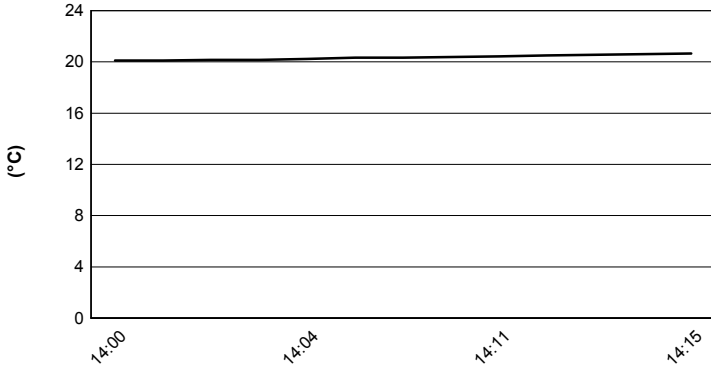




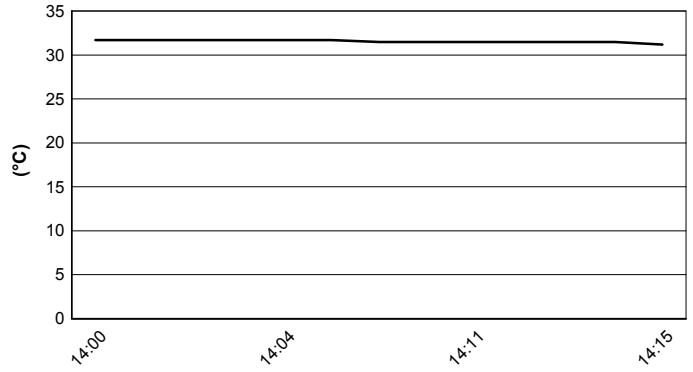
Phillip Island 4.445 m

Australian Round, 23-24-25 February 2018
World Supersport - Weather Report Superpole 2
 Session started 14:00 - Session ended 14:16


Air Temperature



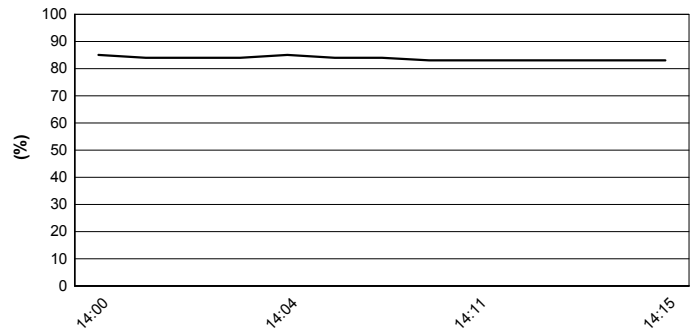
Track Temperature



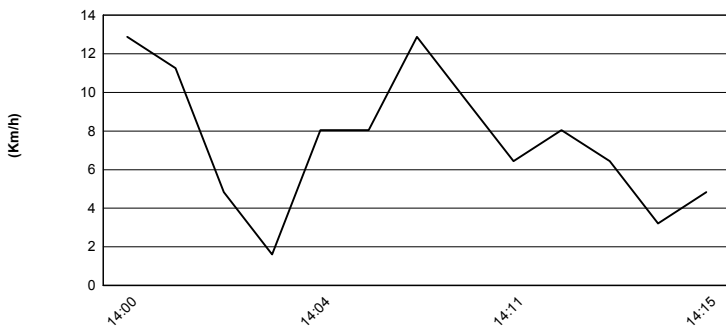
Air Pressure



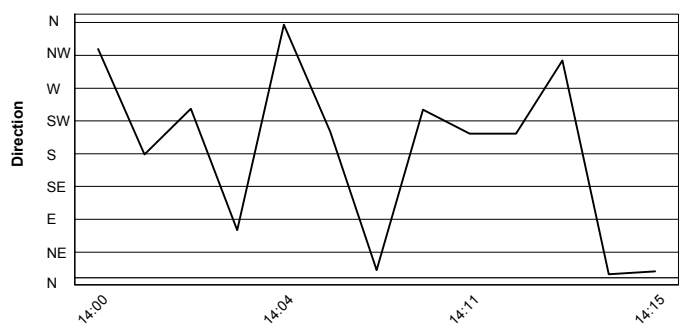
Humidity



Wind Speed



Wind Direction



24/02/2018

These data/results cannot be reproduced, stored and/or transmitted in whole or in part by any manner of electronic, mechanical, photocopying, recording, broadcasting or otherwise now known or herein after developed without the previous express consent by the copyright owner, except for reproduction in daily press and regular printed publications on sale to the public within 60 days of the event related to those data/results and always provided that copyright symbol appears together as follows below.

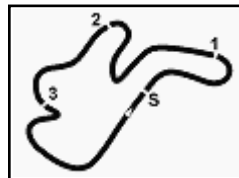
© DORNA WSBK ORGANIZATION Srl 2018



Official Tyre Supplier



Official Timekeeper



Phillip Island 4.445 m

Australian Round, 23-24-25 February 2018

World Supersport - Superpole Ranking

	2015	2016	2017	2018
01 Phillip Island Grand Prix Circuit	Cluzel (Fra) Mva 1'33.379 (171,4 Km/h)	Sofuoglu (Tur) Kaw 1'33.142 (171,8 Km/h)	Jacobsen (Usa) Mva 1'33.128 (171,8 Km/h)	Mahias (Fra) Yam 1'33.160 (171,8 Km/h)
02 Chang International Circuit	Sofuoglu (Tur) Kaw 1'37.345 (168,4 Km/h)	Cluzel (Fra) Mva 1'38.383 (166,6 Km/h)	Cluzel (Fra) Hon 1'37.683 (167,8 Km/h)	
03 Motorland Aragon	Cluzel (Fra) Mva 1'53.138 (161,5 Km/h)	Sofuoglu (Tur) Kaw 1'54.000 (160,3 Km/h)	Jacobsen (Usa) Mva 1'54.948 (159,0 Km/h)	
04 TT Circuit Assen	Cluzel (Fra) Mva 1'38.015 (166,8 Km/h)	Krummenacher (Sui) Kaw 1'39.300 (164,7 Km/h)	Sofuoglu (Tur) Kaw 1'37.805 (167,2 Km/h)	
05 Autodromo Internazionale Enzo e Dino	Cluzel (Fra) Mva 1'50.856 (160,3 Km/h)	Cluzel (Fra) Mva 1'51.132 (159,9 Km/h)	Jacobsen (Usa) Mva 1'51.611 (159,2 Km/h)	
06 Donington Park	Sofuoglu (Tur) Kaw 1'29.925 (161,1 Km/h)	Sofuoglu (Tur) Kaw 1'30.298 (160,4 Km/h)	Sofuoglu (Tur) Kaw 1'30.904 (159,3 Km/h)	
08 Misano World Circuit "Marco Simoncelli"	Cluzel (Fra) Mva 1'37.482 (156,1 Km/h)	Caricasulo (Ita) Hon 1'38.097 (155,1 Km/h)	Sofuoglu (Tur) Kaw 1'38.672 (154,2 Km/h)	
09 Autódromo Internacional do Algarve	Cluzel (Fra) Mva 1'44.554 (158,1 Km/h)		Sofuoglu (Tur) Kaw 1'45.541 (156,6 Km/h)	
10 Magny-Cours	Jacobsen (Usa) Hon 2'00.197 (132,1 Km/h)	Sofuoglu (Tur) Kaw 1'55.461 (137,5 Km/h)	Tuuli (Fin) Yam 1'43.833 (152,9 Km/h)	
12 Losail International Circuit	Sofuoglu (Tur) Kaw 2'00.989 (160,1 Km/h)	Stapleford (Gbr) Tri 2'01.621 (159,2 Km/h)	Mahias (Fra) Yam 2'00.738 (160,4 Km/h)	

2018

1 L. Mahias

ALL TIMES

34 K. Sofuoglu	3 K. Curtain	1 J. Vd Goorbergh
22 S. Charpentier	3 D. Salom	1 S. Sanna
19 J. Cluzel	2 P. Bontempi	1 M. Fabrizio
17 B. Parkes	2 V. Guareschi	1 C. Jones
15 K. Muggeridge	2 J. Teuchert	1 S. Morais
14 F. Foret	2 M. Lagrive	1 K. Coghlan
14 S. Lowes	2 L. Scassa	1 C. Davies
10 C. Crutchlow	2 J. Lascorz	1 F. Marino
6 S. Chambon	2 M. Pirro	1 L. Stapleford
6 E. Laverty	2 M. van der Mark	1 N. Tuuli
5 P. Casoli	2 L. Mahias	1 R. Krummenacher
5 K. Fujiwara	2 F. Caricasulo	
5 C. Vermeulen	1 J. Whitham	
5 P. Jacobsen	1 M. Meregalli	
3 R. Xaus	1 P. Riba	
3 I. MacPherson	1 C. Kellner	
3 A. Pitt	1 B. MacLeod	

24/02/2018

These data/results cannot be reproduced, stored and/or transmitted in whole or in part by any manner of electronic, mechanical, photocopying, recording, broadcasting or otherwise now known or herein after developed without the previous express consent by the copyright owner, except for reproduction in daily press and regular printed publications on sale to the public within 60 days of the event related to those data/results and always provided that copyright symbol appears together as follows below.

© DORNA WSBK ORGANIZATION Srl 2018

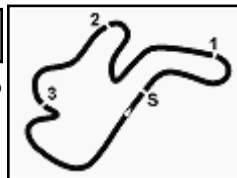
FICR PERUGIA TIMING



Official Tyre Supplier



Official Timekeeper



Australian Round, 23-24-25 February 2018

World Supersport - Best Laps & Speeds

No.	Rider Bike	Nat	Best Lap		FP1		FP2		FP3		SP1		SP2				
			LL	SPD	LL	SPD	LL	SPD	LL	SPD	LL	SPD	LL	SPD			
1	144 L. MAHIAS Yamaha YZF R6	FRA	1'33.103	40 271,3	1'33.103	14 271,3	1'33.846	13 267,9	1'33.847	6 270,0			1'33.160	7 261,5			
2	21 R. KRUMMENACHER Yamaha YZF R6	SUI	1'33.503	41 272,7	1'33.503	15 272,7	1'34.309	9 269,3	1'34.066	9 272,0			1'34.094	8 264,0			
3	64 F. CARICASULO Yamaha YZF R6	ITA	1'33.519	53 268,6	1'33.827	21 266,0	1'34.861	15 266,0	1'34.238	9 268,6			1'33.519	8 265,3			
4	54 K. SOFUOGLU Kawasaki ZX-6R	TUR	1'33.540	45 272,7	1'33.904	18 272,7	1'33.576	11 271,3	1'34.223	9 270,6			1'33.540	7 270,0			
5	11 S. CORTESE Yamaha YZF R6	GER	1'33.563	48 274,1	1'33.563	15 274,1	1'33.772	19 267,9	1'33.978	6 271,3			1'33.812	8 265,3			
6	13 A. WEST Kawasaki ZX-6R	AUS	1'33.843	48 274,8	1'34.154	19 274,8	1'34.434	14 263,4	1'34.060	7 272,0			1'33.843	8 262,1			
7	81 L. STAPLEFORD Triumph Daytona 675	GBR	1'33.973	42 273,4	1'34.225	12 267,9	1'34.355	15 265,3	1'34.466	6 273,4			1'33.973	9 259,6			
8	3 R. DE ROSA MV Agusta F3 675	ITA	1'34.020	47 275,5	1'34.020	16 275,5	1'34.963	15 261,5	1'34.344	8 270,0			1'34.329	8 262,1			
9	16 J. CLUZEL Yamaha YZF R6	FRA	1'34.002	44 277,6	1'34.219	17 275,5	1'34.356	10 272,0	1'34.002	9 277,6			1'34.333	8 269,3			
10	86 A. BADOVINI MV Agusta F3 675	ITA	1'34.438	50 270,6	1'34.993	14 270,6	1'35.236	12 262,1	1'34.762	8 270,0	1'34.576	8	1'34.438	8 266,0			
11	111 K. SMITH Honda CBR600RR	GBR	1'34.446	28 270,6	1'34.446	13 270,6			1'35.456	7 270,0			1'34.781	8 262,7			
12	78 H. OKUBO Kawasaki ZX-6R	JPN	1'34.803	50 275,5	1'35.079	16 275,5	1'36.585	12 273,4	1'34.882	9 275,5	1'34.803	6	1'35.318	7 267,9			
13	36 T. GRADINGER Yamaha YZF R6	AUT	1'34.850	49 276,2	1'35.044	17 272,7	1'35.570	15 270,0	1'35.248	9 276,2	1'34.850	8					
14	66 N. TUULI Honda CBR600RR	FIN	1'34.895	42 273,4	1'34.895	13 271,3	1'35.739	12 262,1	1'35.103	8 273,4	1'34.997	9					
15	84 L. CRESSON Yamaha YZF R6	BEL	1'34.973	38 278,3	1'35.487	9 278,3	1'37.142	14 264,0	1'35.098	6 273,4	1'34.973	9					
16	65 M. CANDUCCI Kawasaki ZX-6R	ITA	1'35.038	53 274,8	1'35.038	20 274,8	1'35.847	15 262,1	1'36.199	9 273,4	1'35.456	9					
17	94 M. DI MEGLIO Yamaha YZF R6	FRA	1'35.172	49 270,6	1'36.077	14 270,6	1'35.885	17 259,6	1'35.653	9 264,7	1'35.172	9					
18	7 T. TOPARIS Kawasaki ZX-6R	AUS	1'35.417	30 272,7	1'35.879	11 272,7	1'36.572	5 268,6	1'35.670	6 269,3	1'35.417	8					
19	74 J. VAN SIKKELERUS Honda CBR600RR	NED	1'35.498	30 264,7	1'36.756	14 262,7			1'36.195	8 264,7	1'35.498	8					
20	38 H. SOOMER Honda CBR600RR	EST	1'35.615	48 270,6	1'36.694	18 269,3	1'37.208	14 263,4	1'35.970	8 270,6	1'35.615	8					
21	10 N. CALERO Kawasaki ZX-6R	ESP	1'36.107	47 267,9	1'36.847	14 266,0	1'38.066	19 262,7	1'36.151	6 267,9	1'36.107	8					
22	83 L. EPIS Kawasaki ZX-6R	AUS	1'36.166	55 269,3	1'36.402	17 269,3	1'38.140	20 262,1	1'36.318	9 266,6	1'36.166	9					
23	35 S. HILL Triumph Daytona 675	GBR	1'36.864	20 266,6	1'36.864	5 259,6	1'38.818	9 260,2	1'37.562	6 266,6							

24/02/2018

These data/results cannot be reproduced, stored and/or transmitted in whole or in part by any manner of electronic, mechanical, photocopying, recording, broadcasting or otherwise now known or herein after developed without the previous express consent by the copyright owner, except for reproduction in daily press and regular printed publications on sale to the public within 60 days of the event related to those data/results and always provided that copyright symbol appears together as follows below.

© DORNA WSBK ORGANIZATION Srl 2018

FICR PERUGIA TIMING



Official Tyre Supplier



Official Timekeeper