

Automotodrom Brno 5.403 m

1 / 2

ACERBIS Czech Round, 8 - 10 June 2018

World Superbike - Results Race 1 - Red Flag

Laps 3 = 16,209 Km - Time of Race 6'03.285 - Avg. 160,624 km/h

Pos	Race	Grid	No. Rider	Nat	Team	Bike	Class	LL	Gap	Fastest Lap	Speed	Qualifying		Ranking			
												Time	Speed	R1	R2	Tot	Pos
1	2	1	J. REA	GBR	Kawasaki Racing Team WorldSBK	Kawasaki ZX-10RR		3		1'59.747	279,1	1'57.885	279,8			245	1
2	1	66	T. SYKES	GBR	Kawasaki Racing Team WorldSBK	Kawasaki ZX-10RR		3	1.134	2'00.024	282,7	1'57.687	279,1			163	4
3	3	33	M. MELANDRI	ITA	Aruba.it Racing - Ducati	Ducati Panigale R		3	1.350	1'59.793	291,9	1'57.899	286,5			136	5
4	4	22	A. LOWES	GBR	Pata Yamaha Official WorldSBK Team	Yamaha YZF R1		3	1.888	2'00.010	284,2	1'58.172	279,8			118	7
5	6	60	M. VAN DER MARK	NED	Pata Yamaha Official WorldSBK Team	Yamaha YZF R1		3	2.605	2'00.246	286,5	1'58.223	282,7			163	3
6	9	7	C. DAVIES	GBR	Aruba.it Racing - Ducati	Ducati Panigale R		3	3.733	2'00.602	288,0	1'59.011	282,7			181	2
7	5	50	E. LAVERTY	IRL	Milwaukee Aprilia	Aprilia RSV4 RF		3	3.794	2'00.846	288,0	1'58.187	287,2			37	15
8	7	32	L. SAVADORI	ITA	Milwaukee Aprilia	Aprilia RSV4 RF		3	4.596	2'00.834	284,2	1'58.300	282,7			53	12
9	8	76	L. BAZ	FRA	GULF ALTHEA BMW Racing Team	BMW S 1000 RR		3	5.179	2'00.948	283,5	1'58.389	282,0			67	9
10	13	12	X. FORES	ESP	Barni Racing Team	Ducati Panigale R	IND	3	5.782	2'00.943	288,0	1'59.854	283,5			124	6
11	12	68	Y. HERNANDEZ	COL	Team Pedercini Racing	Kawasaki ZX-10RR	IND	3	7.769	2'01.590	282,0	1'59.508	281,3			11	21
12	15	54	T. RAZGATLIOGLU	TUR	Kawasaki Puccetti Racing	Kawasaki ZX-10RR	IND	3	8.037	2'01.808	282,7	2'00.107	279,1			78	8
13	10	2	L. CAMIER	GBR	Red Bull Honda World Superbike Team	Honda CBR1000RR		3	8.882	2'02.258	284,2	1'59.041	280,5			56	11
14	14	40	R. RAMOS	ESP	Team GoEleven Kawasaki	Kawasaki ZX-10RR	IND	3	9.017	2'01.634	284,2	1'59.989	279,8			32	16
15	16	36	L. MERCADO	ARG	Orelac Racing VerdNatura	Kawasaki ZX-10RR	IND	3	9.081	2'01.844	282,7	2'00.391	280,5			38	14
16	19	45	J. GAGNE	USA	Red Bull Honda World Superbike Team	Honda CBR1000RR		3	9.307	2'02.027	283,5	2'00.845	285,0			20	17
17	17	99	P. JACOBSEN	USA	TripleM Honda World Superbike Team	Honda CBR1000RR	IND	3	9.699	2'01.575	288,8	2'00.437	287,2			18	18
18	20	37	O. JEZEK	CZE	Guandalini Racing	Yamaha YZF R1	IND	3	10.644	2'02.075	278,4	2'02.766	276,9			2	24
19	11	21	M. RINALDI	ITA	Aruba.it Racing - Junior Team	Ducati Panigale R	IND	2	1 Lap	2'01.481	287,2	1'59.346	281,3			43	13
20	18	81	J. TORRES	ESP	MV Agusta Reparto Corse	MV Agusta 1000 F4		1	2 Laps		281,3	2'00.672	279,1			64	10

AIR	Humidity:	57%	Temp:	24°C
TRACK	Condition:	Dry	Temp:	35°C

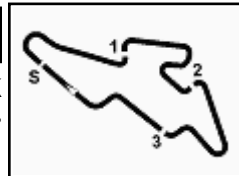
Records	Pole (SP2)	2018	T.Sykes	1'57.687	165,28 Km/h
	Race (RC2)	2010	C.Crutchlow	1'59.291	163,05 Km/h
	Circuit (SP2)	2018	T.Sykes	1'57.687	165,28 Km/h
Race Fastest Lap	Lap 2		J.Rea	1'59.747	162,43 Km/h

LAP LEADERS					
No.	Rider	From	To	Laps	Total
1	J. REA	1	3	3	0

Start 09/06/2018 13:01 End 13:07 The results are provisional until the end of the time limit for protests and appeals and the completion of the technical checks.

These data/results cannot be reproduced, stored and/or transmitted in whole or in part by any manner of electronic, mechanical, photocopying, recording, broadcasting or otherwise now known or herein after developed without the previous express consent by the copyright owner, except for reproduction in daily press and regular printed publications on sale to the public within 60 days of the event related to those data/results and always provided that copyright symbol appears together as follows below.

© DORNA WSBK ORGANIZATION Srl 2018



ACERBIS Czech Round, 8 - 10 June 2018 World Superbike - Results Race 1 - Red Flag

Race Highlights

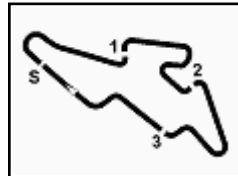
Time	No. Rider	Description
12.57.59		Warm-up Lap Start
13.01.03		Start
13.03.54	81 Torres	Crashed - Turn 5
13.04.13		No Jump Start
13.04.38	81 Torres	Out
13.05.56	21 Rinaldi	Crashed - Turn 5
13.06.26	21 Rinaldi	Out
13.07.02		RED FLAG
13.07.37		End Of Session

09/06/2018 Start End The results are provisional until the end of the time limit for protests and appeals
13:01 13:07 and the completion of the technical checks.

These data/results cannot be reproduced, stored and/or transmitted in whole or in part by any manner of electronic, mechanical, photocopying, recording, broadcasting or otherwise now known or herein after developed without the previous express consent by the copyright owner, except for reproduction in daily press and regular printed publications on sale to the public within 60 days of the event related to those data/results and always provided that copyright symbol appears together as follows below.

© DORNA WSBK ORGANIZATION Srl 2018





Automotodrom Brno 5.403 m

1 / 2

ACERBIS Czech Round, 8 - 10 June 2018
World Superbike - Lap Chart Race 1 - Red Flag

	Lap		
	1	2	3
1	1	1	1
2	66	66	66
3	22	22	33
4	33	33	22
5	50	60	60
6	60	50	7
7	7	7	50
8	32	32	32
9	76	76	76
10	21	12	12
11	12	21	68
12	2	68	54
13	54	2	2
14	68	54	40
15	36	36	36
16	40	40	45
17	45	45	99
18	81	99	37
19	99	37	
20	37		

Final Result		
1	1 J. REA	Laps 3
2	66 T. SYKES	1.134
3	33 M. MELANDRI	1.350
4	22 A. LOWES	1.888
5	60 M. VAN DER MARK	2.605
6	7 C. DAVIES	3.733
7	50 E. LAVERTY	3.794
8	32 L. SAVADORI	4.596
9	76 L. BAZ	5.179
10	12 X. FORES	5.782
11	68 Y. HERNANDEZ	7.769
12	54 T. RAZGATLIOGLU	8.037
13	2 L. CAMIER	8.882
14	40 R. RAMOS	9.017
15	36 L. MERCADO	9.081
16	45 J. GAGNE	9.307
17	99 P. JACOBSEN	9.699
18	37 O. JEZEK	10.644
19	21 M. RINALDI	1 Lap
20	81 J. TORRES	2 Laps

09/06/2018

These data/results cannot be reproduced, stored and/or transmitted in whole or in part by any manner of electronic, mechanical, photocopying, recording, broadcasting or otherwise now known or herein after developed without the previous express consent by the copyright owner, except for reproduction in daily press and regular printed publications on sale to the public within 60 days of the event related to those data/results and always provided that copyright symbol appears together as follows below.

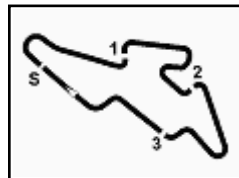
© DORNA WSBK ORGANIZATION Srl 2018

FCR PERUGIA TIMING


Official Tyre Supplier



Official Timekeeper



Automotodrom Brno 5.403 m

2 / 2

ACERBIS Czech Round, 8 - 10 June 2018

World Superbike - Lap Chart Race 1 - Red Flag

Lap 1		
1	1 J.Rea	13:02'53.664
2	66 T.Sykes	0.219
3	22 A.Lowes	0.457
4	33 M.Melandri	0.836
5	50 E.Laverty	1.410
6	60 M.van der Mark	1.558
7	7 C.Davies	1.833
8	32 L.Savadori	2.331
9	76 L.Baz	2.448
10	21 M.Rinaldi	2.667
11	12 X.Fores	2.965
12	2 L.Camier	3.434
13	54 T.Razgattlioglu	3.688
14	68 Y.Hernandez	3.965
15	36 L.Mercado	4.208
16	40 R.Ramos	4.481
17	45 J.Gagne	4.633
18	81 J.Torres	5.120
19	99 P.Jacobsen	5.437
20	37 O.Jezek	5.590

Lap 2		
1	1 J.Rea	13:04'53.411
2	66 T.Sykes	0.496
3	22 A.Lowes	0.720
4	33 M.Melandri	0.882
5	60 M.van der Mark	2.057
6	50 E.Laverty	2.509
7	7 C.Davies	2.688
8	32 L.Savadori	3.418
9	76 L.Baz	3.649
10	12 X.Fores	4.161
11	21 M.Rinaldi	4.401
12	68 Y.Hernandez	5.808
13	2 L.Camier	5.945
14	54 T.Razgattlioglu	5.986
15	36 L.Mercado	6.305
16	40 R.Ramos	6.368
17	45 J.Gagne	6.913
18	99 P.Jacobsen	7.265
19	37 O.Jezek	7.918

Lap 3		
1	1 J.Rea	13:06'53.168
2	66 T.Sykes	1.134
3	33 M.Melandri	1.350
4	22 A.Lowes	1.888
5	60 M.van der Mark	2.605
6	7 C.Davies	3.733
7	50 E.Laverty	3.794
8	32 L.Savadori	4.596
9	76 L.Baz	5.179
10	12 X.Fores	5.782
11	68 Y.Hernandez	7.769
12	54 T.Razgattlioglu	8.037
13	2 L.Camier	8.882
14	40 R.Ramos	9.017
15	36 L.Mercado	9.081
16	45 J.Gagne	9.307
17	99 P.Jacobsen	9.699
18	37 O.Jezek	10.644

09/06/2018

These data/results cannot be reproduced, stored and/or transmitted in whole or in part by any manner of electronic, mechanical, photocopying, recording, broadcasting or otherwise now known or herein after developed without the previous express consent by the copyright owner, except for reproduction in daily press and regular printed publications on sale to the public within 60 days of the event related to those data/results and always provided that copyright symbol appears together as follows below.

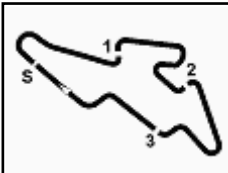
© DORNA WSBK ORGANIZATION Srl 2018

FIGR PERUGIA TIMING


Official Tyre Supplier



Official Timekeeper



ACERBIS Czech Round, 8 - 10 June 2018 World Superbike - Best Sectors & Speed Race 1 - Red Flag

Automotodrom Brno 5.403 m

RESULTS

Pos	Rider	Motorcycle	Laps
1	1 J. REA	Kawasaki ZX-10RR	Laps 3
2	66 T. SYKES	Kawasaki ZX-10RR	1.134
3	33 M. MELANDRI	Ducati Panigale R	1.350
4	22 A. LOWES	Yamaha YZF R1	1.888
5	60 M. VAN DER MARK	Yamaha YZF R1	2.605
6	7 C. DAVIES	Ducati Panigale R	3.733
7	50 E. LAVERTY	Aprilia RSV4 RF	3.794
8	32 L. SAVADORI	Aprilia RSV4 RF	4.596
9	76 L. BAZ	BMW S 1000 RR	5.179
10	12 X. FORES	Ducati Panigale R	5.782
11	68 Y. HERNANDEZ	Kawasaki ZX-10RR	7.769
12	54 T. RAZGATLIOGLU	Kawasaki ZX-10RR	8.037
13	2 L. CAMIER	Honda CBR1000RR	8.882
14	40 R. RAMOS	Kawasaki ZX-10RR	9.017
15	36 L. MERCADO	Kawasaki ZX-10RR	9.081
16	45 J. GAGNE	Honda CBR1000RR	9.307
17	99 P. JACOBSEN	Honda CBR1000RR	9.699
18	37 O. JEZEK	Yamaha YZF R1	10.644
19	21 M. RINALDI	Ducati Panigale R	1 Lap
20	81 J. TORRES	MV Agusta 1000 F4	2 Laps

SPEED

Pos	Rider	Motorcycle	Time
1	33 M. MELANDRI	Ducati Panigale R	291,9
2	99 P. JACOBSEN	Honda CBR1000RR	288,8
3	50 E. LAVERTY	Aprilia RSV4 RF	288,0
4	7 C. DAVIES	Ducati Panigale R	288,0
5	12 X. FORES	Ducati Panigale R	288,0
6	21 M. RINALDI	Ducati Panigale R	287,2
7	60 M. VAN DER MARK	Yamaha YZF R1	286,5
8	40 R. RAMOS	Kawasaki ZX-10RR	284,2
9	22 A. LOWES	Yamaha YZF R1	284,2
10	2 L. CAMIER	Honda CBR1000RR	284,2
11	32 L. SAVADORI	Aprilia RSV4 RF	284,2
12	76 L. BAZ	BMW S 1000 RR	283,5
13	45 J. GAGNE	Honda CBR1000RR	283,5
14	66 T. SYKES	Kawasaki ZX-10RR	282,7
15	54 T. RAZGATLIOGLU	Kawasaki ZX-10RR	282,7
16	36 L. MERCADO	Kawasaki ZX-10RR	282,7
17	68 Y. HERNANDEZ	Kawasaki ZX-10RR	282,0
18	81 J. TORRES	MV Agusta 1000 F4	281,3
19	1 J. REA	Kawasaki ZX-10RR	279,1
20	37 O. JEZEK	Yamaha YZF R1	278,4

SEG. 1

1	1 J. REA	30.525
2	60 M. VAN DER MARK	30.569
3	33 M. MELANDRI	30.581
4	66 T. SYKES	30.620
5	7 C. DAVIES	30.623
6	22 A. LOWES	30.669
7	12 X. FORES	30.723
8	32 L. SAVADORI	30.785
9	50 E. LAVERTY	30.785
10	2 L. CAMIER	30.904
11	54 T. RAZGATLIOGLU	30.908
12	45 J. GAGNE	30.932
13	68 Y. HERNANDEZ	30.938
14	21 M. RINALDI	30.941
15	81 J. TORRES	30.960
16	36 L. MERCADO	30.964
17	40 R. RAMOS	30.977
18	76 L. BAZ	30.987
19	99 P. JACOBSEN	31.027
20	37 O. JEZEK	31.118

SEG. 2

1	1 J. REA	35.778
2	22 A. LOWES	35.940
3	66 T. SYKES	35.980
4	33 M. MELANDRI	35.982
5	60 M. VAN DER MARK	36.195
6	76 L. BAZ	36.295
7	50 E. LAVERTY	36.335
8	7 C. DAVIES	36.362
9	40 R. RAMOS	36.379
10	32 L. SAVADORI	36.425
11	68 Y. HERNANDEZ	36.494
12	54 T. RAZGATLIOGLU	36.508
13	12 X. FORES	36.520
14	36 L. MERCADO	36.585
15	99 P. JACOBSEN	36.604
16	45 J. GAGNE	36.657
17	21 M. RINALDI	36.671
18	37 O. JEZEK	36.749
19	2 L. CAMIER	36.918
20	81 J. TORRES	37.359

SEG. 3

1	66 T. SYKES	32.921
2	33 M. MELANDRI	32.932
3	1 J. REA	32.951
4	22 A. LOWES	33.014
5	60 M. VAN DER MARK	33.033
6	50 E. LAVERTY	33.107
7	7 C. DAVIES	33.122
8	32 L. SAVADORI	33.209
9	21 M. RINALDI	33.254
10	76 L. BAZ	33.261
11	12 X. FORES	33.408
12	2 L. CAMIER	33.419
13	54 T. RAZGATLIOGLU	33.494
14	68 Y. HERNANDEZ	33.502
15	36 L. MERCADO	33.508
16	40 R. RAMOS	33.596
17	99 P. JACOBSEN	33.605
18	37 O. JEZEK	33.619
19	45 J. GAGNE	33.784
20	81 J. TORRES	33.873

SEG. 4

1	22 A. LOWES	20.002
2	66 T. SYKES	20.010
3	33 M. MELANDRI	20.021
4	1 J. REA	20.082
5	50 E. LAVERTY	20.103
6	60 M. VAN DER MARK	20.110
7	7 C. DAVIES	20.116
8	76 L. BAZ	20.155
9	21 M. RINALDI	20.178
10	12 X. FORES	20.187
11	32 L. SAVADORI	20.209
12	54 T. RAZGATLIOGLU	20.290
13	2 L. CAMIER	20.327
14	99 P. JACOBSEN	20.339
15	40 R. RAMOS	20.343
16	36 L. MERCADO	20.380
17	68 Y. HERNANDEZ	20.397
18	45 J. GAGNE	20.410
19	81 J. TORRES	20.439
20	37 O. JEZEK	20.589

09/06/2018

These data/results cannot be reproduced, stored and/or transmitted in whole or in part by any manner of electronic, mechanical, photocopying, recording, broadcasting or otherwise now known or herein after developed without the previous express consent by the copyright owner, except for reproduction in daily press and regular printed publications on sale to the public within 60 days of the event related to those data/results and always provided that copyright symbol appears together as follows below.

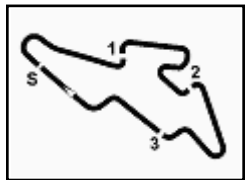
© DORNA WSBK ORGANIZATION Srl 2018

FICR PERUGIA TIMING


Official Tyre Supplier



Official Timekeeper



ACERBIS Czech Round, 8 - 10 June 2018

World Superbike - Chronological Analysis Race 1 - Red Flag

Automotodrom Brno 5.403 m

Start at 13:00'49.883

1° 1 J. REA (1'59.747)							
Lap	Seg.1	Seg.2	Seg.3	Seg.4	Lap Time	km/h	Local Time
1		35.778	32.951	20.122	2'03.781		13:02'53.664
2	30.594	35.883	33.118	20.152	1'59.747	279,1	13:04'53.411
3	30.525	35.987	33.163	20.082	1'59.757	278,4	13:06'53.168
2° 66 T. SYKES (2'00.024)							
Lap	Seg.1	Seg.2	Seg.3	Seg.4	Lap Time	km/h	Local Time
1		35.980	32.921	20.010	2'04.000		13:02'53.883
2	30.620	35.995	33.165	20.244	2'00.024	282,7	13:04'53.907
3	30.667	36.124	33.316	20.288	2'00.395	280,5	13:06'54.302
3° 33 M. MELANDRI (1'59.793)							
Lap	Seg.1	Seg.2	Seg.3	Seg.4	Lap Time	km/h	Local Time
1		36.150	32.932	20.021	2'04.617		13:02'54.500
2	30.581	35.982	33.115	20.115	1'59.793	289,5	13:04'54.293
3	30.649	36.194	33.176	20.206	2'00.225	291,9	13:06'54.518
4° 22 A. LOWES (2'00.010)							
Lap	Seg.1	Seg.2	Seg.3	Seg.4	Lap Time	km/h	Local Time
1		35.940	33.014	20.002	2'04.238		13:02'54.121
2	30.669	35.957	33.235	20.149	2'00.010	284,2	13:04'54.131
3	30.933	36.362	33.347	20.283	2'00.925	284,2	13:06'55.056
5° 60 M. VAN DER MARK (2'00.246)							
Lap	Seg.1	Seg.2	Seg.3	Seg.4	Lap Time	km/h	Local Time
1		36.445	33.033	20.110	2'05.339		13:02'55.222
2	30.569	36.253	33.194	20.230	2'00.246	286,5	13:04'55.468
3	30.619	36.195	33.320	20.171	2'00.305	282,0	13:06'55.773
6° 7 C. DAVIES (2'00.602)							
Lap	Seg.1	Seg.2	Seg.3	Seg.4	Lap Time	km/h	Local Time
1		36.519	33.122	20.116	2'05.614		13:02'55.497
2	30.623	36.439	33.380	20.160	2'00.602	288,0	13:04'56.099
3	30.790	36.362	33.357	20.293	2'00.802	285,7	13:06'56.901
7° 50 E. LAVERTY (2'00.846)							
Lap	Seg.1	Seg.2	Seg.3	Seg.4	Lap Time	km/h	Local Time
1		36.335	33.107	20.103	2'05.191		13:02'55.074
2	30.908	36.396	33.322	20.220	2'00.846	288,0	13:04'55.920
3	30.785	36.377	33.399	20.481	2'01.042	287,2	13:06'56.962
8° 32 L. SAVADORI (2'00.834)							
Lap	Seg.1	Seg.2	Seg.3	Seg.4	Lap Time	km/h	Local Time
1		36.676	33.209	20.211	2'06.112		13:02'55.995
2	30.785	36.425	33.415	20.209	2'00.834	283,5	13:04'56.829
3	30.805	36.437	33.311	20.382	2'00.935	284,2	13:06'57.764
9° 76 L. BAZ (2'00.948)							
Lap	Seg.1	Seg.2	Seg.3	Seg.4	Lap Time	km/h	Local Time
1		36.688	33.261	20.155	2'06.229		13:02'56.112
2	30.987	36.295	33.418	20.248	2'00.948	283,5	13:04'57.060
3	30.996	36.450	33.434	20.407	2'01.287	282,0	13:06'58.347
10° 12 X. FORES (2'00.943)							
Lap	Seg.1	Seg.2	Seg.3	Seg.4	Lap Time	km/h	Local Time
1		36.778	33.408	20.187	2'06.746		13:02'56.629
2	30.723	36.520	33.487	20.213	2'00.943	288,0	13:04'57.572
3	30.923	36.643	33.594	20.218	2'01.378	284,2	13:06'58.950
11° 68 Y. HERNANDEZ (2'01.590)							
Lap	Seg.1	Seg.2	Seg.3	Seg.4	Lap Time	km/h	Local Time
1		36.960	33.502	20.397	2'07.746		13:02'57.629
2							
3							
12° 54 T. RAZGATLIOGLU (2'01.808)							
Lap	Seg.1	Seg.2	Seg.3	Seg.4	Lap Time	km/h	Local Time
1		36.943	33.494	20.290	2'07.469		13:02'57.352
2	30.908	36.508	34.134	20.495	2'02.045	282,7	13:04'59.397
3	31.212	36.695	33.522	20.379	2'01.808	281,3	13:07'01.205
13° 2 L. CAMIER (2'02.258)							
Lap	Seg.1	Seg.2	Seg.3	Seg.4	Lap Time	km/h	Local Time
1		36.918	33.419	20.327	2'07.215		13:02'57.098
2	30.904	36.947	33.696	20.711	2'02.258	282,7	13:04'59.356
3	31.171	37.177	33.817	20.529	2'02.694	284,2	13:07'02.050
14° 40 R. RAMOS (2'01.634)							
Lap	Seg.1	Seg.2	Seg.3	Seg.4	Lap Time	km/h	Local Time
1		37.180	33.596	20.384	2'08.262		13:02'58.145
2	30.977	36.379	33.935	20.343	2'01.634	280,5	13:04'59.779
3	31.183	37.003	33.750	20.470	2'02.406	284,2	13:07'02.185
15° 36 L. MERCADO (2'01.844)							
Lap	Seg.1	Seg.2	Seg.3	Seg.4	Lap Time	km/h	Local Time
1		37.169	33.508	20.449	2'07.989		13:02'57.872
2	30.964	36.585	33.915	20.380	2'01.844	282,7	13:04'59.716
3	31.134	36.999	33.939	20.461	2'02.533	282,7	13:07'02.249
16° 45 J. GAGNE (2'02.027)							
Lap	Seg.1	Seg.2	Seg.3	Seg.4	Lap Time	km/h	Local Time
1		37.141	33.794	20.471	2'08.414		13:02'58.297
2	31.018	36.657	33.784	20.568	2'02.027	279,8	13:05'00.324
3	30.932	36.987	33.822	20.410	2'02.151	283,5	13:07'02.475
17° 99 P. JACOBSEN (2'01.575)							
Lap	Seg.1	Seg.2	Seg.3	Seg.4	Lap Time	km/h	Local Time
1		37.325	34.003	20.729	2'09.218		13:02'59.101
2	31.027	36.604	33.605	20.339	2'01.575	288,8	13:05'00.676
3	31.064	36.851	33.860	20.416	2'02.191	288,8	13:07'02.867
18° 37 O. JEZEK (2'02.075)							
Lap	Seg.1	Seg.2	Seg.3	Seg.4	Lap Time	km/h	Local Time
1		37.417	33.897	20.658	2'09.371		13:02'59.254
2	31.118	36.749	33.619	20.589	2'02.075	278,4	13:05'01.329
3	31.213	36.778	33.831	20.661	2'02.483	275,5	13:07'03.812
19° 21 M. RINALDI (2'01.481)							
Lap	Seg.1	Seg.2	Seg.3	Seg.4	Lap Time	km/h	Local Time
1		36.671	33.254	20.199	2'06.448		13:02'56.331
2	30.995	36.846	33.462	20.178	2'01.481	287,2	13:04'57.812
20° 81 J. TORRES							
Lap	Seg.1	Seg.2	Seg.3	Seg.4	Lap Time	km/h	Local Time
1		37.359	33.873	20.439	2'08.901		13:02'58.784


09/06/2018 P = Pits In/Out - C = Lap Time Cancelled

These data/results cannot be reproduced, stored and/or transmitted in whole or in part by any manner of electronic, mechanical, photocopying, recording, broadcasting or otherwise now known or herein after developed without the previous express consent by the copyright owner, except for reproduction in daily press and regular printed publications on sale to the public within 60 days of the event related to those data/results and always provided that copyright symbol appears together as follows below.


© DORNA WSBK ORGANIZATION Srl 2018

ACERBIS Czech Round, 8 - 10 June 2018
World Superbike - Weather Report Race 1 - Red Flag
 Session started 13:01 - Session ended 13:07


Air Temperature




Track Temperature



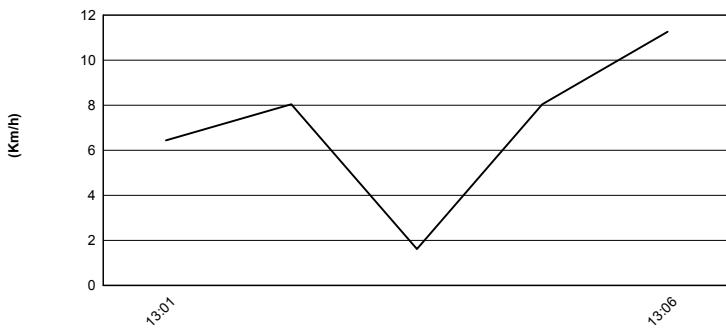
Air Pressure



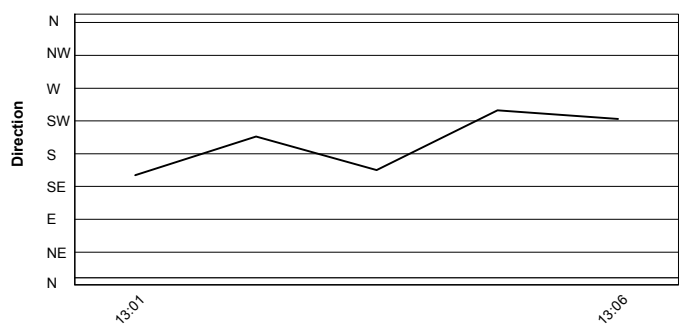
Humidity



Wind Speed



Wind Direction



09/06/2018

These data/results cannot be reproduced, stored and/or transmitted in whole or in part by any manner of electronic, mechanical, photocopying, recording, broadcasting or otherwise now known or herein after developed without the previous express consent by the copyright owner, except for reproduction in daily press and regular printed publications on sale to the public within 60 days of the event related to those data/results and always provided that copyright symbol appears together as follows below.

© DORNA WSBK ORGANIZATION Srl 2018