

Automotodrom Brno 5.403 m

1 / 2

ACERBIS Czech Round, 8 - 10 June 2018

World Superbike - Results Race 2

Laps 18 = 97,254 Km - Time of Race 36'23.516 - Avg. 160,344 km/h

Pos	Race	Grid	No. Rider	Nat	Team	Bike	Class	LL	Gap	Fastest Lap	Speed	Qualifying		Ranking			
												Time	Speed	R1	R2	Tot	Pos
1	4	22	A. LOWES	GBR	Pata Yamaha Official WorldSBK Team	Yamaha YZF R1		18		2'00.320	285,0	1'58.172	279,8	11	25	154	6
2	6	60	M. VAN DER MARK	NED	Pata Yamaha Official WorldSBK Team	Yamaha YZF R1		18	2.167	2'00.589	282,0	1'58.223	282,7	13	20	196	3
3	9	7	C. DAVIES	GBR	Aruba.it Racing - Ducati	Ducati Panigale R		18	7.649	2'00.713	286,5	1'59.011	282,7	8	16	205	2
4	5	50	E. LAVERTY	IRL	Milwaukee Aprilia	Aprilia RSV4 RF		18	9.422	2'01.170	290,3	1'58.187	287,2	10	13	60	13
5	7	32	L. SAVADORI	ITA	Milwaukee Aprilia	Aprilia RSV4 RF		18	9.716	2'00.668	288,8	1'58.300	282,7	9	11	73	9
6	11	21	M. RINALDI	ITA	Aruba.it Racing - Junior Team	Ducati Panigale R	IND	18	12.967	2'00.949	285,7	1'59.346	281,3	1	10	54	14
7	10	2	L. CAMIER	GBR	Red Bull Honda World Superbike Team	Honda CBR1000RR		18	17.341	2'01.647	281,3	1'59.041	280,5	7	9	72	10
8	13	12	X. FORES	ESP	Barni Racing Team	Ducati Panigale R	IND	18	20.293	2'01.664	286,5	1'59.854	283,5	2	8	134	7
9	15	54	T. RAZGATLIOGLU	TUR	Kawasaki Puccetti Racing	Kawasaki ZX-10RR	IND	18	23.613	2'01.814	283,5	2'00.107	279,1	6	7	91	8
10	14	40	R. RAMOS	ESP	Team GoEleven Kawasaki	Kawasaki ZX-10RR	IND	18	24.670	2'01.656	280,5	1'59.989	279,8	3	6	41	16
11	8	76	L. BAZ	FRA	GULF ALTHEA BMW Racing Team	BMW S 1000 RR		18	25.106	2'01.487	287,2	1'58.389	282,0	5	72	11	
12	19	45	J. GAGNE	USA	Red Bull Honda World Superbike Team	Honda CBR1000RR		18	25.212	2'01.920	285,7	2'00.845	285,0	4	24	17	
13	17	99	P. JACOBSEN	USA	TripleM Honda World Superbike Team	Honda CBR1000RR	IND	18	28.172	2'01.963	289,5	2'00.437	287,2	3	21	18	
14	12	68	Y. HERNANDEZ	COL	Team Pedercini Racing	Kawasaki ZX-10RR	IND	18	31.659	2'01.828	281,3	1'59.508	281,3	5	2	18	19
15	3	33	M. MELANDRI	ITA	Aruba.it Racing - Ducati	Ducati Panigale R		18	32.407	2'00.176	290,3	1'57.899	286,5	20	1	157	5
16	1	66	T. SYKES	GBR	Kawasaki Racing Team WorldSBK	Kawasaki ZX-10RR		18	36.305	2'00.733	282,7	1'57.687	279,1	16		179	4
17	16	36	L. MERCADO	ARG	Orelac Racing VerdNatura	Kawasaki ZX-10RR	IND	18	39.367	2'02.210	282,7	2'00.391	280,5	4		42	15
18	20	37	O. JEZEK	CZE	Guandalini Racing	Yamaha YZF R1	IND	18	44.976	2'02.959	275,5	2'02.766	276,9			2	24
-----Not Classified-----																	
RET	18	81	J. TORRES	ESP	MV Agusta Reparto Corse	MV Agusta 1000 F4		5	13 Laps	2'02.487	285,0	2'00.672	279,1			64	12
RET	2	1	J. REA	GBR	Kawasaki Racing Team WorldSBK	Kawasaki ZX-10RR		2	16 Laps	2'00.784	282,7	1'57.885	279,8	25		270	1

AIR	Humidity:	50%	Temp:	27°C
TRACK	Condition:	Dry	Temp:	43°C

Records	Pole (SP2)	2018	T.Sykes	1'57.687	165,28 Km/h
	Race (RC2)	2010	C.Crutchlow	1'59.291	163,05 Km/h
	Circuit (SP2)	2018	T.Sykes	1'57.687	165,28 Km/h
Race Fastest Lap	Lap 3		M.Melandri	2'00.176	161,85 Km/h

LAP LEADERS				
No. Rider	From	To	Laps	Total
60 M. VAN DER MARK	1	1	1	1
22 A. LOWES	2	18	17	17

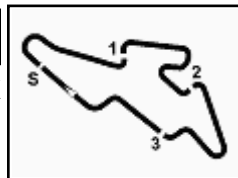
TOTAL LEADER LAPS				
No. Rider	Laps			
1 J. REA	105	21	M. RINALDI	2
66 T. SYKES	50	50	E. LAVERTY	2
7 C. DAVIES	34	25	D. FALZON	1
22 A. LOWES	34	32	L. SAVADORI	1
60 M. VAN DER MARK	25	99	P. JACOBSEN	1
12 X. FORES	15			
33 M. MELANDRI	9			

Start 13:00 End 13:37 The results are provisional until the end of the time limit for protests and appeals and the completion of the technical checks.

10/06/2018 13:00 13:37 These data/results cannot be reproduced, stored and/or transmitted in whole or in part by any manner of electronic, mechanical, photocopying, recording, broadcasting or otherwise now known or herein after developed without the previous express consent by the copyright owner, except for reproduction in daily press and regular printed publications on sale to the public within 60 days of the event related to those data/results and always provided that copyright symbol appears together as follows below.

© DORNA WSBK ORGANIZATION Srl 2018





ACERBIS Czech Round, 8 - 10 June 2018 World Superbike - Results Race 2

Race Highlights

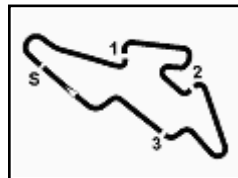
Time	No. Rider	Description
12.57.52		Warm-up Lap Start
13.00.51		Start
13.02.57		No Jump Start
13.06.33	1 Rea	Crashed - Turn 12
13.08.21	1 Rea	Out
13.09.21	33 Melandri	On the Gravel - Turn 3
13.09.42	33 Melandri	Re-joined
13.11.06	81 Torres	Entered Pits
13.11.54		Incident Involving N. 1 & 66 Under Investigation
13.12.01	81 Torres	Retired
13.12.24	66 Sykes	Crashed - Turn 10
13.12.40	66 Sykes	Re-joined
13.13.21		No Further Action for Incident Between N. 1 & 66
13.37.50		End Of Session

Start End The results are provisional until the end of the time limit for protests and appeals
10/06/2018 13:00 13:37 and the completion of the technical checks.

These data/results cannot be reproduced, stored and/or transmitted in whole or in part by any manner of electronic, mechanical, photocopying, recording, broadcasting or otherwise now known or herein after developed without the previous express consent by the copyright owner, except for reproduction in daily press and regular printed publications on sale to the public within 60 days of the event related to those data/results and always provided that copyright symbol appears together as follows below.

© DORNA WSBK ORGANIZATION Srl 2018





Automotodrom Brno 5.403 m

1 / 3

ACERBIS Czech Round, 8 - 10 June 2018

World Superbike - Lap Chart Race 2

		Lap																	
	1	2	3	4	5	6	7	8	9	10	11	12	13	14	15	16	17	18	
1	60	22	22	22	22	22	22	22	22	22	22	22	22	22	22	22	22	22	22
2	22	60	33	33	60	60	60	60	60	60	60	60	60	60	60	60	60	60	60
3	50	33	60	60	7	7	7	7	7	7	7	7	7	7	7	7	7	7	7
4	33	50	7	7	50	50	50	50	50	50	50	50	50	50	50	50	50	50	50
5	7	7	50	50	66	21	21	21	21	21	21	21	21	32	32	32	32	32	32
6	66	66	66	66	32	32	32	32	32	32	32	32	32	21	21	21	21	21	21
7	1	1	32	32	21	12	12	12	12	12	2	2	2	2	2	2	2	2	2
8	32	32	21	21	12	2	2	2	2	2	12	12	12	12	12	12	12	12	12
9	2	2	2	12	2	76	76	76	76	76	76	76	76	54	54	54	54	54	54
10	12	21	12	2	76	68	68	68	68	54	54	54	76	76	76	76	40	40	40
11	21	12	76	76	68	54	54	54	54	68	40	40	40	40	40	40	40	76	76
12	68	76	68	68	54	40	40	40	40	40	68	45	45	45	45	45	45	45	45
13	76	68	54	54	40	45	45	45	45	45	45	68	68	99	99	99	99	99	99
14	54	54	36	40	45	99	99	99	99	99	99	99	99	68	68	68	68	68	68
15	36	36	40	36	36	36	36	36	36	36	36	36	36	36	36	33	33	33	33
16	45	45	45	45	99	37	37	37	37	37	37	37	33	33	33	36	36	36	66
17	99	40	99	99	37	66	66	66	66	66	66	33	37	66	66	66	66	66	36
18	40	99	81	81	81	33	33	33	33	33	33	66	66	37	37	37	37	37	37
19	81	81	37	37	33														
20	37	37																	

Final Result			
1	22	A. LOWES	Laps 18
2	60	M. VAN DER MARK	2.167
3	7	C. DAVIES	7.649
4	50	E. LAVERTY	9.422
5	32	L. SAVADORI	9.716
6	21	M. RINALDI	12.967
7	2	L. CAMIER	17.341
8	12	X. FORES	20.293
9	54	T. RAZGATLIOGLU	23.613
10	40	R. RAMOS	24.670
11	76	L. BAZ	25.106
12	45	J. GAGNE	25.212
13	99	P. JACOBSEN	28.172
14	68	Y. HERNANDEZ	31.659
15	33	M. MELANDRI	32.407
16	66	T. SYKES	36.305
17	36	L. MERCADO	39.367
18	37	O. JEZEK	44.976
RET	81	J. TORRES	13 Laps
RET	1	J. REA	16 Laps

10/06/2018

These data/results cannot be reproduced, stored and/or transmitted in whole or in part by any manner of electronic, mechanical, photocopying, recording, broadcasting or otherwise now known or herein after developed without the previous express consent by the copyright owner, except for reproduction in daily press and regular printed publications on sale to the public within 60 days of the event related to those data/results and always provided that copyright symbol appears together as follows below.

© DORNA WSBK ORGANIZATION Srl 2018

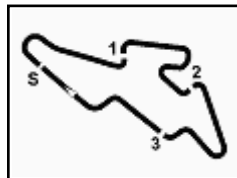
FCR PERUGIA TIMING



Official Tyre Supplier



Official Timekeeper



Automotodrom Brno 5.403 m

ACERBIS Czech Round, 8 - 10 June 2018
World Superbike - Lap Chart Race 2

2 / 3

Lap 1		
1	60 M.van der Mark	13:02'42.256
2	22 A.Lowes	0.101
3	50 E.Laverty	0.286
4	33 M.Melandri	0.389
5	7 C.Davies	0.921
6	66 T.Sykes	1.315
7	1 J.Rea	1.838
8	32 L.Savadori	2.084
9	2 L.Camier	2.282
10	12 X.Fores	2.534
11	21 M.Rinaldi	2.685
12	68 Y.Hernandez	3.190
13	76 L.Baz	3.320
14	54 T.Razgatlioglu	3.492
15	36 L.Mercado	3.791
16	45 J.Gagne	3.913
17	99 P.Jacobsen	4.206
18	40 R.Ramos	4.453
19	81 J.Torres	4.598
20	37 O.Jezek	5.215

Lap 2		
1	22 A.Lowes	13:04'42.677
2	60 M.van der Mark	0.535
3	33 M.Melandri	0.610
4	50 E.Laverty	1.035
5	7 C.Davies	1.213
6	66 T.Sykes	1.710
7	1 J.Rea	2.201
8	32 L.Savadori	2.772
9	2 L.Camier	3.508
10	21 M.Rinaldi	3.778
11	12 X.Fores	3.888
12	76 L.Baz	4.386
13	68 Y.Hernandez	4.872
14	54 T.Razgatlioglu	5.079
15	36 L.Mercado	5.580
16	45 J.Gagne	6.011
17	40 R.Ramos	6.069
18	99 P.Jacobsen	6.227
19	81 J.Torres	6.664
20	37 O.Jezek	7.988

Lap 3		
1	22 A.Lowes	13:06'43.064
2	33 M.Melandri	0.399
3	60 M.van der Mark	1.015
4	7 C.Davies	1.651
5	50 E.Laverty	1.974
6	66 T.Sykes	2.676
7	32 L.Savadori	3.310
8	21 M.Rinaldi	4.603
9	2 L.Camier	5.292
10	12 X.Fores	5.466
11	76 L.Baz	6.097
12	68 Y.Hernandez	6.394
13	54 T.Razgatlioglu	6.647
14	36 L.Mercado	7.523
15	40 R.Ramos	7.924
16	45 J.Gagne	8.128
17	99 P.Jacobsen	8.338
18	81 J.Torres	8.823
19	37 O.Jezek	10.668

Lap 4		
1	22 A.Lowes	13:08'43.831
2	33 M.Melandri	0.109
3	60 M.van der Mark	0.845
4	7 C.Davies	1.952
5	50 E.Laverty	2.529
6	66 T.Sykes	2.642
7	32 L.Savadori	3.211
8	21 M.Rinaldi	4.845

9	12 X.Fores	6.363
10	2 L.Camier	6.879
11	76 L.Baz	7.382
12	68 Y.Hernandez	7.528
13	54 T.Razgatlioglu	7.827
14	40 R.Ramos	9.178
15	36 L.Mercado	9.420
16	45 J.Gagne	9.555
17	99 P.Jacobsen	9.775
18	81 J.Torres	11.645
19	37 O.Jezek	12.946

Lap 5		
1	22 A.Lowes	13:10'44.708
2	60 M.van der Mark	0.669
3	7 C.Davies	2.161
4	50 E.Laverty	3.275
5	66 T.Sykes	3.402
6	32 L.Savadori	3.677
7	21 M.Rinaldi	5.090
8	12 X.Fores	7.385
9	2 L.Camier	7.897
10	76 L.Baz	8.427
11	68 Y.Hernandez	8.840
12	54 T.Razgatlioglu	9.501
13	40 R.Ramos	10.020
14	45 J.Gagne	10.666
15	36 L.Mercado	11.307
16	99 P.Jacobsen	11.537
17	37 O.Jezek	15.735
18	81 J.Torres	25.405
19	33 M.Melandri	35.831

Lap 6		
1	22 A.Lowes	13:12'45.467
2	60 M.van der Mark	0.589
3	7 C.Davies	2.833
4	50 E.Laverty	4.065
5	21 M.Rinaldi	5.640
6	32 L.Savadori	6.125
7	12 X.Fores	8.720
8	2 L.Camier	9.040
9	76 L.Baz	9.667
10	68 Y.Hernandez	9.909
11	54 T.Razgatlioglu	10.582
12	40 R.Ramos	11.058
13	45 J.Gagne	12.180
14	99 P.Jacobsen	12.889
15	36 L.Mercado	13.274
16	37 O.Jezek	18.193
17	66 T.Sykes	29.564
18	33 M.Melandri	35.569

Lap 7		
1	22 A.Lowes	13:14'46.138
2	60 M.van der Mark	0.507
3	7 C.Davies	3.231
4	50 E.Laverty	4.856
5	21 M.Rinaldi	5.929
6	32 L.Savadori	6.292
7	12 X.Fores	10.015
8	2 L.Camier	10.389
9	76 L.Baz	10.923
10	68 Y.Hernandez	11.210
11	54 T.Razgatlioglu	11.766
12	40 R.Ramos	12.043
13	45 J.Gagne	13.454
14	99 P.Jacobsen	14.181
15	36 L.Mercado	15.106
16	37 O.Jezek	20.481
17	66 T.Sykes	31.302
18	33 M.Melandri	35.270

Lap 8		
1	22 A.Lowes	13:16'47.011
2	60 M.van der Mark	0.466
3	7 C.Davies	3.438
4	50 E.Laverty	5.391
5	21 M.Rinaldi	6.005
6	32 L.Savadori	6.439
7	12 X.Fores	11.066
8	2 L.Camier	11.268
9	76 L.Baz	11.697
10	68 Y.Hernandez	12.386
11	54 T.Razgatlioglu	12.707
12	40 R.Ramos	13.158
13	45 J.Gagne	14.642
14	99 P.Jacobsen	15.533
15	36 L.Mercado	16.654
16	37 O.Jezek	22.775
17	66 T.Sykes	31.412
18	33 M.Melandri	34.633

16	37 O.Jezek	29.286
17	66 T.Sykes	32.741
18	33 M.Melandri	32.871

Lap 9		
1	22 A.Lowes	13:18'47.967
2	60 M.van der Mark	0.356
3	7 C.Davies	3.560
4	50 E.Laverty	5.629
5	21 M.Rinaldi	6.195
6	32 L.Savadori	6.726
7	12 X.Fores	12.154
8	2 L.Camier	12.415
9	76 L.Baz	12.756
10	68 Y.Hernandez	13.603
11	54 T.Razgatlioglu	13.805
12	40 R.Ramos	14.150
13	45 J.Gagne	15.606
14	99 P.Jacobsen	16.960
15	36 L.Mercado	18.569
16	37 O.Jezek	25.017
17	66 T.Sykes	32.074
18	33 M.Melandri	34.232

Lap 10		
1	22 A.Lowes	13:20'48.956
2	60 M.van der Mark	0.448
3	7 C.Davies	3.645
4	50 E.Laverty	5.953
5	21 M.Rinaldi	6.456
6	32 L.Savadori	6.990
7	12 X.Fores	13.201
8	2 L.Camier	13.426
9	76 L.Baz	13.932
10	54 T.Razgatlioglu	14.803
11	68 Y.Hernandez	15.279
12	40 R.Ramos	15.499
13	45 J.Gagne	16.632
14	99 P.Jacobsen	18.574
15	36 L.Mercado	20.509
16	37 O.Jezek	27.206
17	66 T.Sykes	32.614
18	33 M.Melandri	33.749

Lap 11		
1	22 A.Lowes	13:22'50.281
2	60 M.van der Mark	0.296
3	7 C.Davies	3.559
4	50 E.Laverty	6.411
5	21 M.Rinaldi	6.748
6	32 L.Savadori	6.961
7	2 L.Camier	14.270
8	12 X.Fores	14.571
9	76 L.Baz	14.977
10	54 T.Razgatlioglu	15.420
11	40 R.Ramos	16.940
12	68 Y.Hernandez	17.144
13	45 J.Gagne	17.331
14	99 P.Jacobsen	19.498
15	36 L.Mercado	22.506

Lap 12		
1	22 A.Lowes	13:24'51.550
2	60 M.van der Mark	0.591
3	7 C.Davies	3.976
4	50 E.Laverty	6.780
5	21 M.Rinaldi	6.864
6	32 L.Savadori	7.327
7	2 L.Camier	14.939
8	12 X.Fores	15.264
9	76 L.Baz	16.007
10	54 T.Razgatlioglu	16.099
11	40 R.Ramos	18.123
12	45 J.Gagne	18.609
13	68 Y.Hernandez	20.131
14	99 P.Jacobsen	20.662
15	36 L.Mercado	24.396
16	37 O.Jezek	31.271
17	33 M.Melandri	32.807
18	66 T.Sykes	33.423

Lap 13		
1	22 A.Lowes	13:26'52.997
2	60 M.van der Mark	0.459
3	7 C.Davies	4.490
4	50 E.Laverty	7.019
5	21 M.Rinaldi	7.420
6	32 L.Savadori	7.503
7	2 L.Camier	15.313
8	12 X.Fores	15.783
9	54 T.Razgatlioglu	16.607
10	76 L.Baz	17.640
11	40 R.Ramos	18.789
12	45 J.Gagne	19.296
13	68 Y.Hernandez	21.489
14	99 P.Jacobsen	21.729
15	36 L.Mercado	26.235
16	33 M.Melandri	32.768
17	37 O.Jezek	33.292
18	66 T.Sykes	33.604

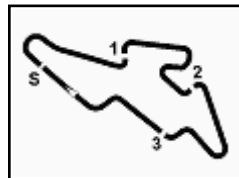
Lap 14		
1	22 A.Lowes	13:28'54.422
2	60 M.van der Mark	0.525
3	7 C.Davies	4.554
4	50 E.Laverty	7.628
5	32 L.Savadori	7.799
6	21 M.Rinaldi	8.265
7	2 L.Camier	15.845
8	12 X.Fores	16.268
9	54 T.Razgatlioglu	17.299
10	76 L.Baz	18.948
11	40 R.Ramos	19.739
12	45 J.Gagne	20.153
13	99 P.Jacobsen	23.139
14	68 Y.Hernandez	23.820
15	36 L.Mercado	28.641
16	33 M.Melandri	32.382
17	66 T.Sykes	34.241
18	37 O.Jezek	35.515

Lap 15		
1	22 A.Lowes	13:30'55.852
2	60 M.van der Mark	0.784
3	7 C.Davies	4.999
4	50 E.Laverty	8.013
5	32 L.Savadori	8.266
6	21 M.Rinaldi	9.274
7	2 L.Camier	16.305
8	12 X.Fores	17.090
9	54 T.Razgatlioglu	18.779

10/06/2018

These data/results cannot be reproduced, stored and/or transmitted in whole or in part by any manner of electronic, mechanical, photocopying, recording, broadcasting or otherwise now known or herein after developed without the previous express consent by the copyright owner, except for reproduction in daily press and regular printed publications on sale to the public within 60 days of the event related to those data/results and always provided that copyright symbol appears together as follows below.

© DORNA WSBK ORGANIZATION Srl 2018



Automotodrom Brno 5.403 m

3 / 3

10	76	L.Baz	20.512
11	40	R.Ramos	20.840
12	45	J.Gagne	21.336
13	99	P.Jacobsen	24.255
14	68	Y.Hernandez	25.623
15	36	L.Mercado	30.902
16	33	M.Melandri	32.095
17	66	T.Sykes	34.786
18	37	O.Jezek	37.829

Lap 16

1	22	A.Lowes	13:32'57.414
2	60	M.van der Mark	1.225
3	7	C.Davies	5.733
4	50	E.Laverty	8.361
5	32	L.Savadori	8.660
6	21	M.Rinaldi	10.587
7	2	L.Camier	16.896
8	12	X.Fores	17.844
9	54	T.Razgatioglu	20.342
10	76	L.Baz	22.233
11	40	R.Ramos	22.244
12	45	J.Gagne	22.496
13	99	P.Jacobsen	25.525
14	68	Y.Hernandez	27.481
15	33	M.Melandri	32.494
16	36	L.Mercado	33.413
17	66	T.Sykes	35.654
18	37	O.Jezek	40.231

Lap 17

1	22	A.Lowes	13:34'58.945
2	60	M.van der Mark	1.573
3	7	C.Davies	6.423
4	50	E.Laverty	8.890
5	32	L.Savadori	9.092
6	21	M.Rinaldi	11.748
7	2	L.Camier	17.390
8	12	X.Fores	18.638
9	54	T.Razgatioglu	21.747
10	40	R.Ramos	23.772
11	76	L.Baz	23.874
12	45	J.Gagne	24.283
13	99	P.Jacobsen	26.936
14	68	Y.Hernandez	29.783
15	33	M.Melandri	32.395
16	36	L.Mercado	36.179
17	66	T.Sykes	36.207
18	37	O.Jezek	42.749

Lap 18

1	22	A.Lowes	13:37'01.092
2	60	M.van der Mark	2.167
3	7	C.Davies	7.649
4	50	E.Laverty	9.422
5	32	L.Savadori	9.716
6	21	M.Rinaldi	12.967
7	2	L.Camier	17.341
8	12	X.Fores	20.293
9	54	T.Razgatioglu	23.613
10	40	R.Ramos	24.670
11	76	L.Baz	25.106
12	45	J.Gagne	25.212
13	99	P.Jacobsen	28.172
14	68	Y.Hernandez	31.659
15	33	M.Melandri	32.407
16	66	T.Sykes	36.305
17	36	L.Mercado	39.367
18	37	O.Jezek	44.976

10/06/2018

These data/results cannot be reproduced, stored and/or transmitted in whole or in part by any manner of electronic, mechanical, photocopying, recording, broadcasting or otherwise now known or herein after developed without the previous express consent by the copyright owner, except for reproduction in daily press and regular printed publications on sale to the public within 60 days of the event related to those data/results and always provided that copyright symbol appears together as follows below.

© DORNA WSBK ORGANIZATION Srl 2018

ACERBIS Czech Round, 8 - 10 June 2018

World Superbike - Best Sectors & Speed Race 2

Automotodrom Brno 5.403 m

RESULTS

1	22 A. LOWES	Yamaha YZF R1	Laps 18
2	60 M. VAN DER MARK	Yamaha YZF R1	2.167
3	7 C. DAVIES	Ducati Panigale R	7.649
4	50 E. LAVERTY	Aprilia RSV4 RF	9.422
5	32 L. SAVADORI	Aprilia RSV4 RF	9.716
6	21 M. RINALDI	Ducati Panigale R	12.967
7	2 L. CAMIER	Honda CBR1000RR	17.341
8	12 X. FORES	Ducati Panigale R	20.293
9	54 T. RAZGATLIOGLU	Kawasaki ZX-10RR	23.613
10	40 R. RAMOS	Kawasaki ZX-10RR	24.670
11	76 L. BAZ	BMW S 1000 RR	25.106
12	45 J. GAGNE	Honda CBR1000RR	25.212
13	99 P. JACOBSEN	Honda CBR1000RR	28.172
14	68 Y. HERNANDEZ	Kawasaki ZX-10RR	31.659
15	33 M. MELANDRI	Ducati Panigale R	32.407
16	66 T. SYKES	Kawasaki ZX-10RR	36.305
17	36 L. MERCADO	Kawasaki ZX-10RR	39.367
18	37 O. JEZEK	Yamaha YZF R1	44.976
RET	81 J. TORRES	MV Agusta 1000 F4	13 Laps
RET	1 J. REA	Kawasaki ZX-10RR	16 Laps

SPEED

1	33 M. MELANDRI	Ducati Panigale R	290,3
2	50 E. LAVERTY	Aprilia RSV4 RF	290,3
3	99 P. JACOBSEN	Honda CBR1000RR	289,5
4	32 L. SAVADORI	Aprilia RSV4 RF	288,8
5	76 L. BAZ	BMW S 1000 RR	287,2
6	12 X. FORES	Ducati Panigale R	286,5
7	7 C. DAVIES	Ducati Panigale R	286,5
8	21 M. RINALDI	Ducati Panigale R	285,7
9	45 J. GAGNE	Honda CBR1000RR	285,7
10	81 J. TORRES	MV Agusta 1000 F4	285,0
11	22 A. LOWES	Yamaha YZF R1	285,0
12	54 T. RAZGATLIOGLU	Kawasaki ZX-10RR	283,5
13	36 L. MERCADO	Kawasaki ZX-10RR	282,7
14	1 J. REA	Kawasaki ZX-10RR	282,7
15	66 T. SYKES	Kawasaki ZX-10RR	282,7
16	60 M. VAN DER MARK	Yamaha YZF R1	282,0
17	2 L. CAMIER	Honda CBR1000RR	281,3
18	68 Y. HERNANDEZ	Kawasaki ZX-10RR	281,3
19	40 R. RAMOS	Kawasaki ZX-10RR	280,5
20	37 O. JEZEK	Yamaha YZF R1	275,5

SEG. 1

1	33 M. MELANDRI	30.529
2	22 A. LOWES	30.635
3	60 M. VAN DER MARK	30.644
4	7 C. DAVIES	30.649
5	66 T. SYKES	30.714
6	1 J. REA	30.742
7	32 L. SAVADORI	30.752
8	50 E. LAVERTY	30.815
9	21 M. RINALDI	30.840
10	2 L. CAMIER	30.907
11	12 X. FORES	30.953
12	45 J. GAGNE	30.980
13	99 P. JACOBSEN	30.986
14	54 T. RAZGATLIOGLU	31.005
15	76 L. BAZ	31.027
16	40 R. RAMOS	31.041
17	68 Y. HERNANDEZ	31.071
18	36 L. MERCADO	31.135
19	81 J. TORRES	31.254
20	37 O. JEZEK	31.329

SEG. 2

1	22 A. LOWES	35.995
2	60 M. VAN DER MARK	36.044
3	33 M. MELANDRI	36.095
4	1 J. REA	36.188
5	50 E. LAVERTY	36.221
6	66 T. SYKES	36.248
7	7 C. DAVIES	36.306
8	32 L. SAVADORI	36.340
9	21 M. RINALDI	36.341
10	76 L. BAZ	36.431
11	40 R. RAMOS	36.534
12	2 L. CAMIER	36.562
13	54 T. RAZGATLIOGLU	36.568
14	12 X. FORES	36.604
15	68 Y. HERNANDEZ	36.621
16	45 J. GAGNE	36.629
17	99 P. JACOBSEN	36.742
18	36 L. MERCADO	36.756
19	37 O. JEZEK	36.871
20	81 J. TORRES	36.904

SEG. 3

1	33 M. MELANDRI	33.113
2	60 M. VAN DER MARK	33.145
3	22 A. LOWES	33.165
4	50 E. LAVERTY	33.192
5	32 L. SAVADORI	33.193
6	7 C. DAVIES	33.280
7	66 T. SYKES	33.331
8	21 M. RINALDI	33.331
9	1 J. REA	33.335
10	12 X. FORES	33.432
11	76 L. BAZ	33.488
12	40 R. RAMOS	33.525
13	2 L. CAMIER	33.540
14	68 Y. HERNANDEZ	33.595
15	99 P. JACOBSEN	33.607
16	54 T. RAZGATLIOGLU	33.648
17	45 J. GAGNE	33.665
18	81 J. TORRES	33.685
19	36 L. MERCADO	33.714
20	37 O. JEZEK	33.828

SEG. 4

1	33 M. MELANDRI	20.053
2	50 E. LAVERTY	20.145
3	22 A. LOWES	20.168
4	60 M. VAN DER MARK	20.199
5	7 C. DAVIES	20.210
6	21 M. RINALDI	20.236
7	32 L. SAVADORI	20.268
8	66 T. SYKES	20.299
9	54 T. RAZGATLIOGLU	20.323
10	1 J. REA	20.346
11	99 P. JACOBSEN	20.354
12	12 X. FORES	20.354
13	45 J. GAGNE	20.368
14	76 L. BAZ	20.372
15	40 R. RAMOS	20.372
16	68 Y. HERNANDEZ	20.399
17	2 L. CAMIER	20.425
18	36 L. MERCADO	20.476
19	81 J. TORRES	20.561
20	37 O. JEZEK	20.628

10/06/2018

These data/results cannot be reproduced, stored and/or transmitted in whole or in part by any manner of electronic, mechanical, photocopying, recording, broadcasting or otherwise now known or herein after developed without the previous express consent by the copyright owner, except for reproduction in daily press and regular printed publications on sale to the public within 60 days of the event related to those data/results and always provided that copyright symbol appears together as follows below.

© DORNA WSBK ORGANIZATION Srl 2018

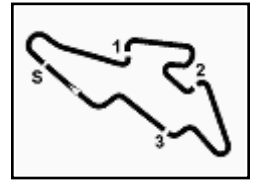
FICR PERUGIA TIMING



Official Tyre Supplier



Official Timekeeper



ACERBIS Czech Round, 8 - 10 June 2018 World Superbike - Chronological Analysis Race 2

Automotodrom Brno 5.403 m

Start at 13:00'37.576

1 / 4

1° 22 A. LOWES (2'00.320)								4° 50 E. LAVERTY (2'01.170)							
Lap	Seg.1	Seg.2	Seg.3	Seg.4	Lap Time	km/h	Local Time	Lap	Seg.1	Seg.2	Seg.3	Seg.4	Lap Time	km/h	Local Time
1		36.129	33.165	20.168	2'04.781		13:02'42.357	1		36.221	33.192	20.145	2'04.966		13:02'42.542
2	30.635	36.208	33.207	20.270	2'00.320	285,0	13:04'42.677	2	30.815	36.415	33.687	20.253	2'01.170	290,3	13:04'43.712
3	30.931	35.995	33.209	20.252	2'00.387	277,6	13:06'43.064	3	30.993	36.674	33.386	20.273	2'01.326	288,0	13:06'45.038
4	30.872	36.286	33.360	20.249	2'00.767	278,4	13:08'43.831	4	30.818	36.689	33.508	20.307	2'01.322	288,0	13:08'46.360
5	31.001	36.224	33.358	20.294	2'00.877	275,5	13:10'44.708	5	30.944	36.716	33.607	20.356	2'01.623	285,0	13:10'47.983
6	30.909	36.242	33.366	20.242	2'00.759	276,2	13:12'45.467	6	30.957	36.673	33.564	20.355	2'01.549	284,2	13:12'49.532
7	30.882	36.223	33.314	20.252	2'00.671	276,9	13:14'46.138	7	30.986	36.690	33.540	20.246	2'01.462	285,0	13:14'50.994
8	30.812	36.405	33.431	20.225	2'00.873	279,1	13:16'47.011	8	30.910	36.584	33.579	20.335	2'01.408	285,7	13:16'52.402
9	30.811	36.389	33.384	20.372	2'00.956	277,6	13:18'47.967	9	30.982	36.539	33.408	20.265	2'01.194	284,2	13:18'53.596
10	30.884	36.387	33.390	20.328	2'00.989	276,2	13:20'48.956	10	30.845	36.651	33.548	20.269	2'01.313	285,0	13:20'54.909
11	30.964	36.529	33.560	20.272	2'01.325	277,6	13:22'50.281	11	31.012	36.622	33.678	20.471	2'01.783	282,7	13:22'56.692
12	30.973	36.521	33.522	20.253	2'01.269	276,2	13:24'51.550	12	31.032	36.555	33.614	20.437	2'01.638	282,0	13:24'58.330
13	30.958	36.521	33.623	20.345	2'01.447	279,1	13:26'52.997	13	31.091	36.643	33.655	20.297	2'01.686	284,2	13:27'00.016
14	30.984	36.486	33.666	20.289	2'01.425	278,4	13:28'54.422	14	31.157	36.803	33.776	20.298	2'02.034	286,5	13:29'02.050
15	30.991	36.428	33.630	20.381	2'01.430	277,6	13:30'55.852	15	31.032	36.765	33.715	20.303	2'01.815	285,0	13:31'03.865
16	30.929	36.552	33.731	20.350	2'01.562	277,6	13:32'57.414	16	30.983	36.678	33.792	20.457	2'01.910	283,5	13:33'05.775
17	30.920	36.538	33.727	20.346	2'01.531	275,5	13:34'58.945	17	31.026	36.810	33.842	20.382	2'02.060	283,5	13:35'07.835
18	31.169	36.739	33.809	20.430	2'02.147	276,2	13:37'01.092	18	31.187	36.988	34.034	20.470	2'02.679	283,5	13:37'10.514

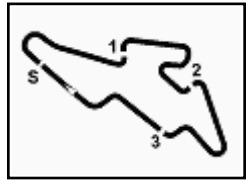
2° 60 M. VAN DER MARK (2'00.589)								5° 32 L. SAVADORI (2'00.668)							
Lap	Seg.1	Seg.2	Seg.3	Seg.4	Lap Time	km/h	Local Time	Lap	Seg.1	Seg.2	Seg.3	Seg.4	Lap Time	km/h	Local Time
1		36.044	33.145	20.315	2'04.680		13:02'42.256	1		36.961	33.423	20.346	2'06.764		13:02'44.340
2	30.963	36.329	33.348	20.316	2'00.956	278,4	13:04'43.212	2	30.900	36.356	33.408	20.445	2'01.109	283,5	13:04'45.449
3	30.836	36.361	33.336	20.334	2'00.867	279,8	13:06'44.079	3	30.827	36.421	33.302	20.375	2'00.925	282,7	13:06'46.374
4	30.697	36.300	33.313	20.287	2'00.597	279,8	13:08'44.676	4	30.768	36.340	33.193	20.367	2'00.668	281,3	13:08'47.042
5	30.662	36.386	33.385	20.268	2'00.701	280,5	13:10'45.377	5	30.917	36.611	33.447	20.368	2'01.343	280,5	13:10'48.385
6	30.717	36.394	33.334	20.234	2'00.679	278,4	13:12'46.056	6	30.981	36.681	35.230	20.315	2'03.207	282,7	13:12'51.592
7	30.692	36.353	33.345	20.199	2'00.589	279,8	13:14'46.645	7	30.752	36.411	33.407	20.268	2'00.838	282,0	13:14'52.430
8	30.764	36.382	33.454	20.232	2'00.832	281,3	13:16'47.477	8	30.834	36.473	33.415	20.298	2'01.020	284,2	13:16'53.450
9	30.644	36.497	33.457	20.248	2'00.846	279,8	13:18'48.323	9	30.884	36.555	33.535	20.269	2'01.243	282,0	13:18'54.693
10	30.768	36.479	33.466	20.368	2'01.081	280,5	13:20'49.404	10	30.912	36.502	33.565	20.274	2'01.253	282,0	13:20'55.946
11	30.818	36.466	33.651	20.238	2'01.173	279,8	13:22'50.577	11	30.826	36.551	33.614	20.305	2'01.296	282,0	13:22'57.242
12	30.953	36.646	33.688	20.277	2'01.564	279,8	13:24'52.141	12	31.068	36.587	33.605	20.375	2'01.635	283,5	13:24'58.877
13	30.797	36.516	33.700	20.302	2'01.315	281,3	13:26'53.456	13	30.968	36.801	33.581	20.273	2'01.623	282,0	13:27'00.500
14	30.908	36.544	33.745	20.294	2'01.491	282,0	13:28'54.947	14	30.984	36.756	33.644	20.337	2'01.721	288,8	13:29'02.221
15	30.905	36.637	33.794	20.353	2'01.689	280,5	13:30'56.636	15	31.011	36.880	33.713	20.293	2'01.897	284,2	13:31'04.118
16	31.010	36.748	33.822	20.423	2'02.003	278,4	13:32'58.639	16	31.100	36.715	33.690	20.451	2'01.956	282,0	13:33'06.074
17	30.878	36.682	33.933	20.386	2'01.879	277,6	13:35'00.518	17	31.042	36.795	33.747	20.379	2'01.963	282,0	13:35'08.037
18	31.059	36.868	34.014	20.800	2'02.741	276,9	13:37'03.259	18	31.168	37.305	33.832	20.466	2'02.771	281,3	13:37'10.808

3° 7 C. DAVIES (2'00.713)								6° 21 M. RINALDI (2'00.949)							
Lap	Seg.1	Seg.2	Seg.3	Seg.4	Lap Time	km/h	Local Time	Lap	Seg.1	Seg.2	Seg.3	Seg.4	Lap Time	km/h	Local Time
1		36.531	33.280	20.210	2'05.601		13:02'43.177	1		37.029	33.359	20.288	2'07.365		13:02'44.941
2	30.649	36.306	33.525	20.233	2'00.713	285,0	13:04'43.890	2	30.993	36.604	33.497	20.420	2'01.514	285,0	13:04'46.455
3	30.707	36.368	33.455	20.295	2'00.825	286,5	13:06'44.715	3	30.970	36.626	33.331	20.285	2'01.212	284,2	13:06'47.667
4	30.916	36.403	33.445	20.304	2'01.068	282,0	13:08'45.783	4	30.925	36.353	33.410	20.321	2'01.009	282,0	13:08'48.676
5	30.791	36.418	33.510	20.367	2'01.086	280,5	13:10'46.869	5	30.984	36.341	33.469	20.328	2'01.122	280,5	13:10'49.798
6	30.857	36.504	33.606	20.464	2'01.431	279,1	13:12'48.300	6	30.952	36.399	33.642	20.316	2'01.309	279,8	13:12'51.107
7	30.787	36.490	33.427	20.365	2'01.069	279,8	13:14'49.369	7	30.897	36.385	33.442	20.236	2'00.960	280,5	13:14'52.067
8	30.809	36.488	33.511	20.272	2'01.080	281,3	13:16'50.449	8	30.840	36.401	33.397	20.311	2'00.949	284,2	13:16'53.016
9	30.737	36.449	33.493	20.399	2'01.078	280,5	13:18'51.527	9	30.908	36.365	33.566	20.307	2'01.146	282,0	13:18'54.162
10	30.708	36.423	33.586	20.357	2'01.074	279,8	13:20'52.601	10	30.956	36.436	33.598	20.260	2'01.250	281,3	13:20'55.412
11	30.793	36.514	33.576	20.356	2'01.239	280,5	13:22'53.840	11	31.059	36.550	33.703	20.305	2'01.617	282,7	13:22'57.029
12	30.891	36.661	33.670	20.464	2'01.686	279,8	13:24'55.526	12	31.099	36.418	33.576	20.292	2'01.385	282,7	13:24'58.414
13	30.916	36.781	33.743	20.521	2'01.961	282,7	13:26'57.487	13	31.209	36.721	33.737	20.336	2'02.003	285,0	13:27'00.417
14	30.926	36.548	33.714	20.301	2'01.489	282,0	13:28'58.976	14	31.435	36.766	33.741	20.328	2'02.270	285,7	13:29'02.687
15	30.928	36.748	33.830	20.369	2'01.875	282,7	13:31'00.851	15	31.168	36.962	33.969	20.340	2'02.439	284,2	13:31'05.126
16	30.941	36.762	33.930	20.663	2'02.296	280,5	13:33'03.147	16	31.353	36.966	33.987	20.569	2'02.875	281,3	13:33'08.001
17	31.099	36.762	33.994	20.366	2'02.221	279,1	13:35'05.368	17	31.241	37.034	33.958	20.459	2'02.692	279,8	13:35'10.693
18	31.230	36.890	34.229	21.024	2'03.373	279,8	13:37'08.741	18	31.509	36.990	34.204	20.663	2'03.366	279,1	13:37'14.059

10/06/2018 P = Pits In/Out - C = Lap Time Cancelled

These data/results cannot be reproduced, stored and/or transmitted in whole or in part by any manner of electronic, mechanical, photocopying, recording, broadcasting or otherwise now known or herein after developed without the previous express consent by the copyright owner, except for reproduction in daily press and regular printed publications on sale to the public within 60 days of the event related to those data/results and always provided that copyright symbol appears together as follows below.

© DORNA WSBK ORGANIZATION Srl 2018



ACERBIS Czech Round, 8 - 10 June 2018 World Superbike - Chronological Analysis Race 2

Automotodrom Brno 5.403 m

Start at 13:00'37.576

2 / 4

7° 2 L. CAMIER (2'01.647)								10° 40 R. RAMOS (2'01.656)							
Lap	Seg.1	Seg.2	Seg.3	Seg.4	Lap Time	km/h	Local Time	Lap	Seg.1	Seg.2	Seg.3	Seg.4	Lap Time	km/h	Local Time
1		36.699	33.540	20.651	2'06.962		13:02'44.538	1		37.761	33.766	20.454	2'09.133		13:02'46.709
2	30.907	36.562	33.635	20.543	2'01.647	281,3	13:04'46.185	2	31.041	36.568	33.850	20.578	2'02.037	278,4	13:04'48.746
3	31.027	36.660	33.920	20.564	2'02.171	279,1	13:06'48.356	3	31.352	36.671	33.745	20.474	2'02.242	280,5	13:06'50.988
4	31.316	36.848	33.685	20.505	2'02.354	278,4	13:08'50.710	4	31.064	36.811	33.706	20.440	2'02.021	276,9	13:08'53.009
5	31.036	36.679	33.674	20.506	2'01.895	277,6	13:10'52.605	5	31.148	36.625	33.564	20.382	2'01.719	272,7	13:10'54.728
6	31.057	36.689	33.677	20.479	2'01.902	277,6	13:12'54.507	6	31.364	36.534	33.525	20.374	2'01.797	273,4	13:12'56.525
7	31.110	36.634	33.714	20.562	2'02.020	278,4	13:14'56.527	7	31.061	36.566	33.598	20.431	2'01.656	275,5	13:14'58.181
8	30.966	36.636	33.679	20.471	2'01.752	279,1	13:16'58.279	8	31.196	36.582	33.790	20.420	2'01.988	276,9	13:17'00.169
9	31.078	36.793	33.751	20.481	2'02.103	279,1	13:19'00.382	9	31.127	36.660	33.686	20.475	2'01.948	275,5	13:19'02.117
10	31.048	36.820	33.681	20.451	2'02.000	280,5	13:21'02.382	10	31.314	36.794	33.803	20.427	2'02.338	276,2	13:21'04.455
11	30.963	36.848	33.752	20.606	2'02.169	279,8	13:23'04.551	11	31.053	37.125	34.088	20.500	2'02.766	277,6	13:23'07.221
12	31.153	36.573	33.701	20.511	2'01.938	274,8	13:25'06.489	12	31.229	36.831	33.844	20.548	2'02.452	274,1	13:25'09.673
13	31.078	36.634	33.656	20.453	2'01.821	278,4	13:27'08.310	13	31.227	36.728	33.786	20.372	2'02.113	276,2	13:27'11.786
14	31.142	36.677	33.713	20.425	2'01.957	278,4	13:29'10.267	14	31.287	36.683	33.926	20.479	2'02.375	276,2	13:29'14.161
15	31.098	36.712	33.641	20.439	2'01.890	279,1	13:31'12.157	15	31.346	36.829	33.879	20.477	2'02.531	276,2	13:31'16.692
16	31.122	36.728	33.802	20.501	2'02.153	276,2	13:33'14.310	16	31.464	36.815	33.945	20.742	2'02.966	274,8	13:33'19.658
17	31.126	36.630	33.770	20.499	2'02.025	275,5	13:35'16.335	17	31.500	36.927	34.094	20.538	2'03.059	271,4	13:35'22.717
18	31.120	36.661	33.803	20.514	2'02.098	279,1	13:37'18.433	18	31.591	36.923	33.936	20.595	2'03.045	273,4	13:37'25.762

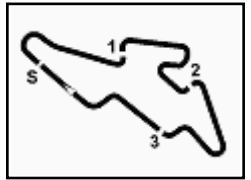
8° 12 X. FORES (2'01.664)								11° 76 L. BAZ (2'01.487)							
Lap	Seg.1	Seg.2	Seg.3	Seg.4	Lap Time	km/h	Local Time	Lap	Seg.1	Seg.2	Seg.3	Seg.4	Lap Time	km/h	Local Time
1		36.918	33.432	20.395	2'07.214		13:02'44.790	1		37.478	33.488	20.466	2'08.000		13:02'45.576
2	30.982	36.604	33.583	20.606	2'01.775	286,5	13:04'46.565	2	31.027	36.431	33.534	20.495	2'01.487	287,2	13:04'47.063
3	31.192	36.742	33.646	20.385	2'01.965	282,7	13:06'48.530	3	31.204	36.666	33.640	20.588	2'02.098	282,0	13:06'49.161
4	31.023	36.631	33.567	20.443	2'01.664	285,0	13:08'50.194	4	31.173	36.774	33.595	20.510	2'02.052	281,3	13:08'51.213
5	31.044	36.679	33.729	20.447	2'01.899	279,8	13:10'52.093	5	31.098	36.750	33.632	20.442	2'01.922	279,8	13:10'53.135
6	31.094	36.761	33.764	20.475	2'02.094	279,1	13:12'54.187	6	31.184	36.704	33.596	20.515	2'01.999	278,4	13:12'55.134
7	31.105	36.742	33.664	20.455	2'01.966	279,8	13:14'56.153	7	31.183	36.732	33.597	20.415	2'01.927	279,8	13:14'57.061
8	30.953	36.767	33.756	20.448	2'01.924	281,3	13:16'58.077	8	31.055	36.557	33.663	20.372	2'01.647	282,0	13:16'58.708
9	31.058	36.859	33.702	20.425	2'02.044	279,1	13:19'00.121	9	31.111	36.807	33.683	20.414	2'02.015	280,5	13:19'00.723
10	31.087	36.832	33.689	20.428	2'02.036	279,8	13:21'02.157	10	31.192	36.820	33.748	20.405	2'02.165	281,3	13:21'02.888
11	31.154	37.231	33.873	20.437	2'02.695	279,8	13:23'04.852	11	31.100	36.928	33.831	20.511	2'02.370	280,5	13:23'05.258
12	31.080	36.799	33.681	20.402	2'01.962	281,3	13:25'06.814	12	31.202	36.787	33.795	20.515	2'02.299	280,5	13:25'07.557
13	31.076	36.767	33.769	20.354	2'01.966	285,0	13:27'08.780	13	31.318	37.469	33.862	20.431	2'03.080	282,0	13:27'10.637
14	31.005	36.794	33.747	20.364	2'01.910	283,5	13:29'10.690	14	31.285	36.817	34.088	20.543	2'02.733	282,0	13:29'13.370
15	31.109	36.873	33.894	20.376	2'02.252	284,2	13:31'12.942	15	31.301	37.069	34.068	20.556	2'02.994	281,3	13:31'16.364
16	31.064	36.928	33.873	20.451	2'02.316	281,3	13:33'15.258	16	31.348	37.044	33.985	20.906	2'03.283	279,1	13:33'19.647
17	31.037	36.927	33.987	20.374	2'02.325	282,0	13:35'17.583	17	31.257	37.295	34.170	20.450	2'03.172	276,2	13:35'22.819
18	31.308	36.956	34.491	21.047	2'03.802	280,5	13:37'21.385	18	31.435	37.323	34.037	20.584	2'03.379	282,7	13:37'26.198

9° 54 T. RAZGATLIOGLU (2'01.814)								12° 45 J. GAGNE (2'01.920)							
Lap	Seg.1	Seg.2	Seg.3	Seg.4	Lap Time	km/h	Local Time	Lap	Seg.1	Seg.2	Seg.3	Seg.4	Lap Time	km/h	Local Time
1		37.299	33.716	20.384	2'08.172		13:02'45.748	1		37.486	33.665	20.475	2'08.593		13:02'46.169
2	31.005	36.991	33.651	20.361	2'02.008	283,5	13:04'47.756	2	31.303	36.754	33.753	20.709	2'02.519	280,5	13:04'48.688
3	31.178	36.716	33.648	20.413	2'01.955	281,3	13:06'49.711	3	31.167	36.774	33.993	20.570	2'02.504	281,3	13:06'51.192
4	31.108	36.678	33.692	20.469	2'01.947	281,3	13:08'51.658	4	31.145	36.764	33.735	20.550	2'02.194	282,0	13:08'53.386
5	31.315	37.100	33.723	20.413	2'02.551	277,6	13:10'54.209	5	31.091	36.717	33.770	20.410	2'01.988	282,0	13:10'55.374
6	31.248	36.583	33.686	20.323	2'01.840	276,2	13:12'56.049	6	31.336	36.708	33.765	20.464	2'02.273	281,3	13:12'57.647
7	31.049	36.568	33.689	20.549	2'01.855	276,9	13:14'57.904	7	31.045	36.661	33.809	20.430	2'01.945	282,0	13:14'59.592
8	31.123	36.575	33.721	20.395	2'01.814	277,6	13:16'59.718	8	31.036	36.726	33.839	20.460	2'02.061	283,5	13:17'01.653
9	31.116	36.796	33.746	20.396	2'02.054	278,4	13:19'01.772	9	30.980	36.682	33.825	20.433	2'01.920	281,3	13:19'03.573
10	31.151	36.722	33.696	20.418	2'01.987	279,8	13:21'03.759	10	31.088	36.725	33.789	20.413	2'02.015	281,3	13:21'05.588
11	31.132	36.633	33.742	20.435	2'01.942	276,2	13:23'05.701	11	31.088	36.629	33.892	20.415	2'02.024	282,0	13:23'07.612
12	31.092	36.752	33.755	20.349	2'01.948	276,9	13:25'07.649	12	31.273	36.937	33.936	20.401	2'02.547	279,8	13:25'10.159
13	31.056	36.771	33.740	20.388	2'01.955	283,5	13:27'09.604	13	31.014	36.873	33.874	20.373	2'02.134	285,7	13:27'12.293
14	31.069	36.723	33.887	20.438	2'02.117	279,8	13:29'11.721	14	31.184	36.780	33.950	20.368	2'02.282	285,7	13:29'14.575
15	31.312	37.084	33.930	20.584	2'02.910	277,6	13:31'14.631	15	31.301	36.936	33.925	20.451	2'02.613	285,7	13:31'17.188
16	31.512	36.869	34.168	20.576	2'03.125	275,5	13:33'17.756	16	31.303	37.011	33.997	20.411	2'02.722	282,0	13:33'19.910
17	31.362	36.879	34.077	20.618	2'02.936	273,4	13:35'20.692	17	31.572	36.941	34.248	20.557	2'03.318	276,9	13:35'23.228
18	31.725	37.227	34.301	20.760	2'04.013	272,7	13:37'24.705	18	31.341	37.261	33.981	20.493	2'03.076	282,7	13:37'26.304

10/06/2018 P = Pits In/Out - C = Lap Time Cancelled

These data/results cannot be reproduced, stored and/or transmitted in whole or in part by any manner of electronic, mechanical, photocopying, recording, broadcasting or otherwise now known or herein after developed without the previous express consent by the copyright owner, except for reproduction in daily press and regular printed publications on sale to the public within 60 days of the event related to those data/results and always provided that copyright symbol appears together as follows below.

© DORNA WSBK ORGANIZATION Srl 2018



ACERBIS Czech Round, 8 - 10 June 2018 World Superbike - Chronological Analysis Race 2

Automotodrom Brno 5.403 m

Start at 13:00'37.576

3 / 4

13° 99 P. JACOBSEN (2'01.963)								16° 66 T. SYKES (2'00.733)							
Lap	Seg.1	Seg.2	Seg.3	Seg.4	Lap Time	km/h	Local Time	Lap	Seg.1	Seg.2	Seg.3	Seg.4	Lap Time	km/h	Local Time
1		37.878	33.728	20.488	2'08.886		13:02'46.462	1		36.512	33.331	20.453	2'05.995	281,3	13:02'43.571
2	31.269	36.965	33.685	20.523	2'02.442	289,5	13:04'48.904	2	30.714	36.413	33.382	20.307	2'00.816	281,3	13:04'44.387
3	31.207	36.951	33.807	20.533	2'02.498	282,7	13:06'51.402	3	30.824	36.420	33.677	20.432	2'01.353	282,0	13:06'45.740
4	31.173	36.794	33.762	20.475	2'02.204	285,7	13:08'53.606	4	30.765	36.248	33.421	20.299	2'00.733	280,5	13:08'46.473
5	31.272	37.110	33.819	20.438	2'02.639	284,2	13:10'56.245	5	30.958	36.724	33.624	20.331	2'01.637	282,7	13:10'48.110
6	31.004	36.876	33.807	20.424	2'02.111	282,7	13:12'58.356	6	30.977	36.685	33.685	20.369	2'01.529	281,3	13:12'58.031
7	31.190	36.742	33.607	20.424	2'01.963	285,0	13:15'00.319	7	31.419	37.310	33.381	20.299	2'02.409	274,8	13:15'17.440
8	30.986	36.877	33.910	20.452	2'02.225	287,2	13:17'02.544	8	30.762	36.364	33.448	20.409	2'00.983	278,4	13:17'18.423
9	31.237	36.982	33.757	20.407	2'02.383	284,2	13:19'04.927	9	30.946	36.591	33.669	20.412	2'01.618	276,9	13:19'20.041
10	31.128	37.092	33.874	20.509	2'02.603	285,0	13:21'07.530	10	30.948	36.697	33.559	20.325	2'01.529	276,9	13:21'21.570
11	31.144	36.893	33.858	20.354	2'02.249	284,2	13:23'09.779	11	30.994	36.458	33.667	20.333	2'01.452	278,4	13:23'23.022
12	31.175	36.902	33.856	20.500	2'02.433	285,0	13:25'12.212	12	31.233	36.916	33.466	20.336	2'01.951	277,6	13:25'24.973
13	31.122	37.023	33.910	20.459	2'02.514	288,8	13:27'14.726	13	30.947	36.694	33.657	20.330	2'01.628	282,7	13:27'26.601
14	31.253	37.278	33.928	20.376	2'02.835	289,5	13:29'17.561	14	31.070	36.885	33.730	20.377	2'02.062	281,3	13:29'28.663
15	31.028	37.119	33.958	20.441	2'02.546	287,2	13:31'20.107	15	31.007	36.822	33.715	20.431	2'01.975	281,3	13:31'30.638
16	31.154	37.065	34.067	20.546	2'02.832	284,2	13:33'22.939	16	31.196	36.760	33.942	20.532	2'02.430	278,4	13:33'33.068
17	31.173	37.125	34.195	20.449	2'02.942	282,7	13:35'25.881	17	31.030	36.811	33.736	20.507	2'02.084	277,6	13:35'35.152
18	31.533	37.124	34.201	20.525	2'03.383	284,2	13:37'29.264	18	31.129	36.716	33.738	20.662	2'02.245	276,2	13:37'37.397

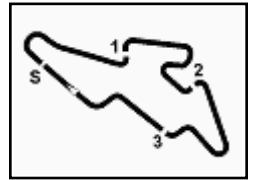
14° 68 Y. HERNANDEZ (2'01.828)								17° 36 L. MERCADO (2'02.210)							
Lap	Seg.1	Seg.2	Seg.3	Seg.4	Lap Time	km/h	Local Time	Lap	Seg.1	Seg.2	Seg.3	Seg.4	Lap Time	km/h	Local Time
1		37.114	33.764	20.471	2'07.870		13:02'45.446	1		37.480	33.714	20.476	2'08.471		13:02'46.047
2	31.234	36.702	33.612	20.555	2'02.103	279,8	13:04'47.549	2	31.135	36.756	33.799	20.520	2'02.210	282,7	13:04'48.257
3	31.233	36.621	33.595	20.460	2'01.909	276,9	13:06'49.458	3	31.198	36.854	33.802	20.476	2'02.330	279,1	13:06'50.587
4	31.171	36.724	33.601	20.405	2'01.901	279,1	13:08'51.359	4	31.241	36.854	33.926	20.643	2'02.664	279,8	13:08'53.251
5	31.245	36.763	33.763	20.418	2'02.189	281,3	13:10'53.548	5	31.401	37.096	33.789	20.478	2'02.764	279,1	13:10'56.015
6	31.161	36.640	33.628	20.399	2'01.828	274,1	13:12'55.376	6	31.338	37.042	33.825	20.521	2'02.726	274,8	13:12'58.741
7	31.125	36.792	33.645	20.410	2'01.972	278,4	13:14'57.348	7	31.189	36.814	33.801	20.699	2'02.503	277,6	13:15'01.244
8	31.071	36.756	33.736	20.486	2'02.049	279,8	13:16'59.397	8	31.157	36.883	33.868	20.513	2'02.421	276,2	13:17'03.665
9	31.210	36.727	33.731	20.505	2'02.173	275,5	13:19'01.570	9	31.307	36.943	33.900	20.721	2'02.871	276,2	13:19'06.536
10	31.486	36.905	33.775	20.499	2'02.665	274,1	13:21'04.235	10	31.247	36.993	33.929	20.760	2'02.929	274,1	13:21'09.465
11	31.241	37.027	34.437	20.485	2'03.190	276,2	13:23'07.425	11	31.427	37.026	34.135	20.734	2'03.322	275,5	13:23'12.787
12	31.277	36.881	35.390	20.708	2'04.256	279,8	13:25'11.681	12	31.445	37.045	34.049	20.620	2'03.159	274,1	13:25'15.946
13	31.341	36.902	34.010	20.552	2'02.805	277,6	13:27'14.486	13	31.456	37.052	34.117	20.661	2'03.286	276,2	13:27'19.232
14	31.500	37.520	34.130	20.606	2'03.756	276,2	13:29'18.242	14	31.531	37.261	34.314	20.725	2'03.831	276,2	13:29'23.063
15	31.446	37.137	34.054	20.596	2'03.233	279,1	13:31'21.475	15	31.531	37.256	34.211	20.693	2'03.691	274,8	13:31'26.754
16	31.502	37.161	34.052	20.705	2'03.420	273,4	13:33'24.895	16	31.590	37.244	34.433	20.806	2'04.073	272,7	13:33'30.827
17	31.557	37.367	34.207	20.702	2'03.833	273,4	13:35'28.728	17	31.488	37.426	34.546	20.837	2'04.297	275,5	13:35'35.124
18	31.542	37.151	34.437	20.893	2'04.023	272,7	13:37'32.751	18	32.100	37.492	34.589	21.154	2'05.335	271,4	13:37'40.459

15° 33 M. MELANDRI (2'00.176)								18° 37 O. JEZEK (2'02.959)							
Lap	Seg.1	Seg.2	Seg.3	Seg.4	Lap Time	km/h	Local Time	Lap	Seg.1	Seg.2	Seg.3	Seg.4	Lap Time	km/h	Local Time
1		36.365	33.113	20.053	2'05.069		13:02'42.645	1		37.776	34.004	20.745	2'09.895		13:02'47.471
2	30.788	36.462	33.250	20.142	2'00.642	290,3	13:04'43.287	2	31.491	36.890	33.992	20.821	2'03.194	275,5	13:04'50.665
3	30.629	36.128	33.243	20.176	2'00.176	288,0	13:06'43.463	3	31.548	36.886	33.828	20.805	2'03.067	273,4	13:06'53.732
4	30.732	36.194	33.340	20.211	2'00.477	285,7	13:08'43.940	4	31.480	36.976	33.833	20.756	2'03.045	272,7	13:08'56.777
5	1'01.450	40.557	34.007	20.585	2'36.599	285,7	13:11'20.539	5	31.429	37.122	34.303	20.812	2'03.666	272,0	13:11'00.443
6	30.689	36.095	33.400	20.313	2'00.497	282,0	13:13'21.036	6	31.479	36.935	34.101	20.702	2'03.217	270,7	13:13'03.660
7	30.679	36.257	33.265	20.171	2'00.372	285,0	13:15'21.408	7	31.329	36.900	33.944	20.786	2'02.959	271,4	13:15'06.619
8	30.529	36.168	33.372	20.167	2'00.236	285,7	13:17'21.644	8	31.679	36.871	33.944	20.673	2'03.167	271,4	13:17'09.786
9	30.718	36.260	33.415	20.162	2'00.555	285,0	13:19'22.199	9	31.408	37.081	33.965	20.744	2'03.198	270,7	13:19'12.984
10	30.691	36.251	33.351	20.213	2'00.506	286,5	13:21'22.705	10	31.427	37.026	33.970	20.755	2'03.178	270,7	13:21'16.162
11	30.624	36.252	33.433	20.138	2'00.447	287,2	13:23'23.152	11	31.423	36.992	34.252	20.738	2'03.405	270,7	13:23'19.567
12	30.954	36.451	33.536	20.264	2'01.205	287,2	13:25'24.357	12	31.501	37.026	34.019	20.708	2'03.254	270,7	13:25'22.821
13	30.781	36.561	33.728	20.338	2'01.408	287,2	13:27'25.765	13	31.464	37.064	34.312	20.628	2'03.468	274,1	13:27'26.289
14	30.906	36.414	33.521	20.198	2'01.039	284,2	13:29'26.804	14	31.574	37.153	34.164	20.757	2'03.648	273,4	13:29'29.937
15	30.811	36.562	33.534	20.236	2'01.143	287,2	13:31'27.947	15	31.345	37.320	34.268	20.811	2'03.744	274,8	13:31'33.681
16	30.861	37.068	33.646	20.386	2'01.961	286,5	13:33'29.908	16	31.531	37.242	34.312	20.879	2'03.964	271,4	13:33'37.645
17	30.946	36.442	33.787	20.257	2'01.432	283,5	13:35'31.340	17	31.569	37.336	34.318	20.826	2'04.049	268,7	13:35'41.694
18	31.101	36.828	33.847	20.383	2'02.159	285,0	13:37'33.499	18	31.778	37.330	34.307	20.959	2'04.374	269,3	13:37'46.068

10/06/2018 P = Pits In/Out - C = Lap Time Cancelled

These data/results cannot be reproduced, stored and/or transmitted in whole or in part by any manner of electronic, mechanical, photocopying, recording, broadcasting or otherwise now known or herein after developed without the previous express consent by the copyright owner, except for reproduction in daily press and regular printed publications on sale to the public within 60 days of the event related to those data/results and always provided that copyright symbol appears together as follows below.

© DORNA WSBK ORGANIZATION Srl 2018



Automotodrom Brno 5.403 m

4 / 4

ACERBIS Czech Round, 8 - 10 June 2018
World Superbike - Chronological Analysis Race 2

Start at 13:00'37.576

RET 81 J. TORRES (2'02.487)							
Lap	Seg.1	Seg.2	Seg.3	Seg.4	Lap Time	km/h	Local Time
1		37.715	33.920	20.561	2'09.278		13:02'46.854
2	31.254	36.947	33.685	20.601	2'02.487	285,0	13:04'49.341
3	31.279	36.904	33.747	20.616	2'02.546	282,0	13:06'51.887
4	31.723	37.194	33.881	20.791	2'03.589	279,8	13:08'55.476
5	32.017	37.468	34.243	30.909	2'14.637P	274,8	13:11'10.113

RET 1 J. REA (2'00.784)							
Lap	Seg.1	Seg.2	Seg.3	Seg.4	Lap Time	km/h	Local Time
1		36.492	33.472	20.717	2'06.518		13:02'44.094
2	30.902	36.201	33.335	20.346	2'00.784	280,5	13:04'44.878

10/06/2018 P = Pits In/Out - C = Lap Time Cancelled

These data/results cannot be reproduced, stored and/or transmitted in whole or in part by any manner of electronic, mechanical, photocopying, recording, broadcasting or otherwise now known or herein after developed without the previous express consent by the copyright owner, except for reproduction in daily press and regular printed publications on sale to the public within 60 days of the event related to those data/results and always provided that copyright symbol appears together as follows below.

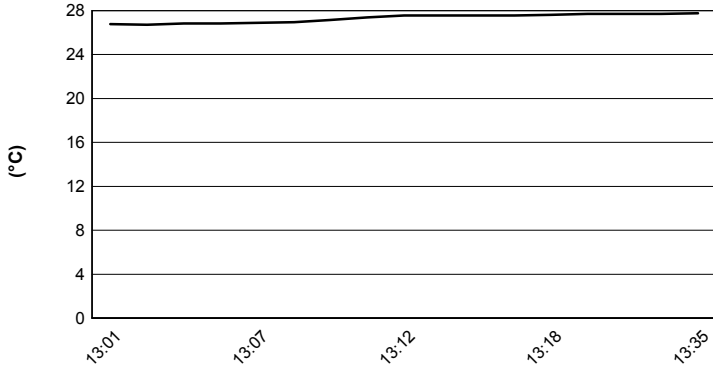
© DORNA WSBK ORGANIZATION Srl 2018

ACERBIS Czech Round, 8 - 10 June 2018

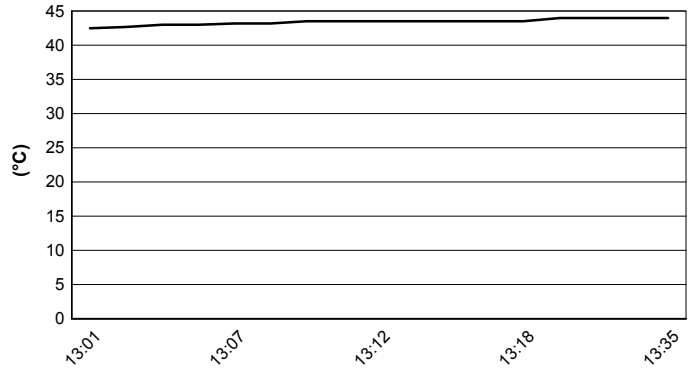
World Superbike - Weather Report Race 2

Session started 13:01 - Session ended 13:37


Air Temperature



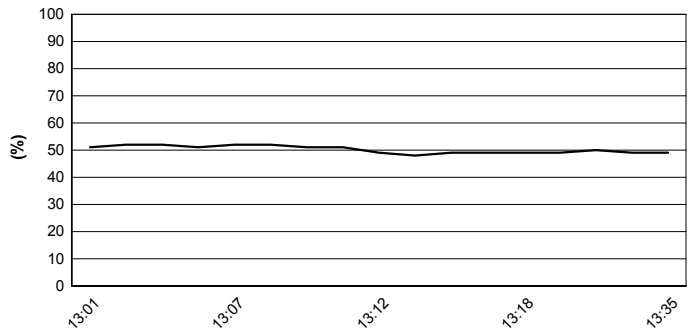
Track Temperature



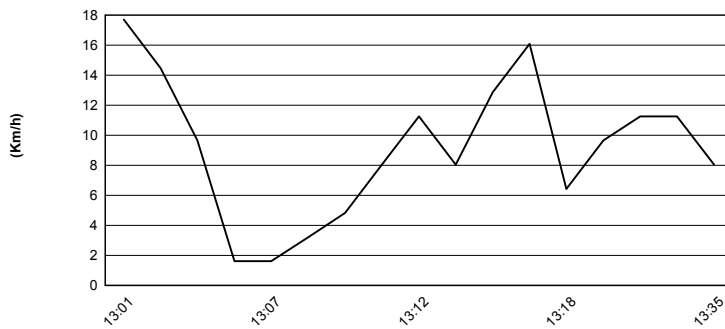
Air Pressure



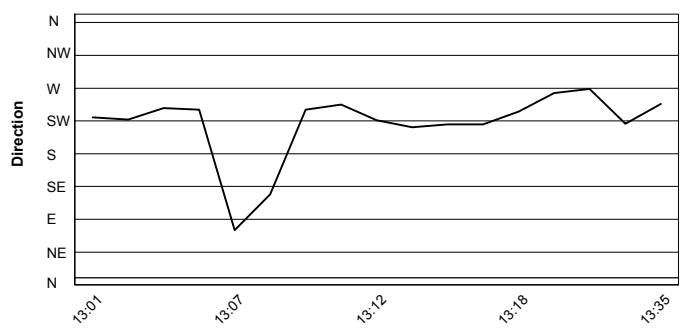
Humidity



Wind Speed



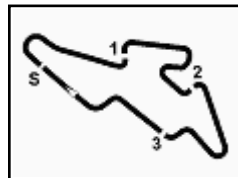
Wind Direction



10/06/2018

These data/results cannot be reproduced, stored and/or transmitted in whole or in part by any manner of electronic, mechanical, photocopying, recording, broadcasting or otherwise now known or herein after developed without the previous express consent by the copyright owner, except for reproduction in daily press and regular printed publications on sale to the public within 60 days of the event related to those data/results and always provided that copyright symbol appears together as follows below.

© DORNA WSBK ORGANIZATION Srl 2018



Automotodrom Brno 5.403 m

ACERBIS Czech Round, 8 - 10 June 2018 World Superbike - Championship Standings

1 / 2

Points	Points From First	Points From Previous	February 25 PHILLIP ISLAND		March 25 BURIRAM		April 15 ARAGÓN		April 22 ASSEN		May 13 IMOLA		May 27 DONINGTON PARK		June 10 BRNO		June 24 LAGUNA SECA		July 8 MISANO		September 16 PORTIMÃO		September 30 MAGNY COURS		October 14 VILLICUM		October 27 LOSAIL	
			1	2	1	2	1	2	1	2	1	2	1	2	1	2	1	2	1	2	1	2	1	2	1	2	1	2
1 REA Jonathan (GBR)	270		11	20	25	13	25	20	25	25	20	16	25															
			5	3	2	1	1	1	1	1	1	1	1	1	1	1												
2 DAVIES Chaz (GBR)	205 65		16	25	16	25	20	25	16	11	13	20	8	11	8	16												
			3	7	5	4	3	2	2	2	2	2	2	2	2	2												
3 VAN DER MARK Michael (NED)	196 74 9		7	9	9	20	11	11	20	16	10		25	25	13	20												
			9	7	8	6	6	6	4	4	5	6	4	3	4	3												
4 SYKES Tom (GBR)	179 91 17		20	13	10		10	10	13	25	20	16	16	10	16													
			2	2	4	7	7	7	6	5	4	3	3	3	3	4												
5 MELANDRI Marco (ITA)	157 113 22		25	25	8	9	13	16	10	9	16		5	20	1													
			1	1	1	2	2	3	3	3	3	4	5	5	5	5												
6 LOWES Alex (GBR)	154 116 3		10	11	11	16	9	13	4	2	6	10	13	13	11	25												
			6	5	5	5	5	5	7	7	7	7	7	7	6	6												
7 FORES Xavi (ESP)	134 136 20		13	16	20	11	16		11	13	11	13			2	8												
			4	4	3	3	4	4	4	6	6	5	6	6	7	7												
8 RAZGATLIOGLU Toprak (TUR)	91 179 43		3	6	1	8	7	7	6	7	5	8	20	6	7													
			13	11	13	10	10	9	9	8	8	8	9	8	8	8												
9 SAVADORI Lorenzo (ITA)	73 197 18				4	7	1	6	1	6	8		11	9	9	11												
					16	15	16	13	14	13	12	13	12	12	12	9												
10 CAMIER Leon (GBR)	72 198 1		9	10	13	10			8	8	8	10	10	11	6	8	7	9										
			7	6	5	8	8	8	8	10	10	11	11	11	11	10												
11 BAZ Loris (FRA)	72 198 0		5	7	5	4	5	1	9	8	3	5	9	6	5													
			11	9	9	9	9	10	10	9	9	9	8	9	9	10												
12 TORRES Jordi (ESP)	64 206 8		8	6			8	7	10	2	11	5	7															
			13	11	12		13	12	11	11	11	9	10	10	10	12												
13 LAVERTY Eugene (IRL)	60 210 4		8	1	7					4	7	10		10	13													
			8	11	10	11	12	16	17	17	16	16	14	15	13	13												
14 RINALDI Michael Ruben (ITA)	54 216 6						8	9	4	9	9	4		1	10													
							17	14	15	15	13	12	13	13	14	14												
15 MERCADO Leandro (ARG)	42 228 12		6	4	3		3	8	1	6	3	4	4															
			10	10	12	13	14	16	13	14	15	15	15	14	15	15												
16 RAMOS Román (ESP)	41 229 1		2	5	2	3	6	5	5		4		3	6														
			14	14	14	14	11	11	12	12	14	14	16	16	16	16												
17 GAGNE Jake (USA)	24 246 17		4	3	2	4	4					3	4															
			12	14	15	16	14	14	15	16	17	17	18	17	17	17												
18 JACOBSEN PJ (USA)	21 249 3		2		6		2	2	3	2	1	3		3														
			16		17	17	17	18	18	18	18	17	17	18	18	18												
19 HERNANDEZ Yonny (COL)	18 252 3				5	2		1	3			5	2															
					18	19	19	20	20	19	20	20	20	20	19	19												
20 HASLAM Leon (GBR)	14 256 4								7	7																		
									21	21	19	19	20	20														
21 GIUGLIANO Davide (ITA)	11 259 3				3		3	5																				
					20	20	20	19	19	19	20	20	21	21														
22 RAY Bradley (GBR)	3 267 8											2	1															
												22	22	22	22													
23 MOSSEY Luke (GBR)	2 268 1											2																
												23	23	23	23													
24 JEZEK Ondrej (CZE)	2 268 0		1								1																	
			15	17	18	19	21	21	21	21	22	22	22	23	23	23												

10/06/2018 First Line: Championship Standings - Second Line: Ranking Progression

These data/results cannot be reproduced, stored and/or transmitted in whole or in part by any manner of electronic, mechanical, photocopying, recording, broadcasting or otherwise now known or herein after developed without the previous express consent by the copyright owner, except for reproduction in daily press and regular printed publications on sale to the public within 60 days of the event related to those data/results and always provided that copyright symbol appears together as follows below.

© DORNA WSBK ORGANIZATION Srl 2018

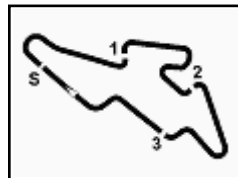
FICR PERUGIA TIMING



Official Tyre Supplier



Official Timekeeper



Automotodrom Brno 5.403 m

ACERBIS Czech Round, 8 - 10 June 2018 World Superbike - Championship Standings

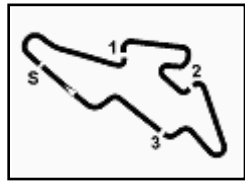
2 / 2

Points	Points From First	Points From Previous	Independent Riders														
			February 25 PHILLIP ISLAND	March 25 BURIRAM	April 15 ARAGÓN	April 22 ASSEN	May 13 IMOLA	May 27 DONINGTON PARK	June 10 BRNO	June 24 LAGUNA SECA	July 8 MISANO	September 16 PORTIMÃO	September 30 MAGNY COURS	October 14 VILLICUM	October 27 LOSAIL		
1 FORES Xavi (ESP)	134		13 16 1 1	20 11 1 1	16 1 1	11 13 1 1	11 13 1 1	1 1 1 1	2 8 1 1								
2 RAZGATLIOGLU Toprak (TUR)	91 43		3 6 3 3	1 8 3 2	7 7 2 2	6 7 2 2	5 8 2 2	20 6 7 2 2 2									
3 RINALDI Michael Ruben (ITA)	54 80 37				8 9 5 4	4 5 5	9 9 3 3	4 3 3	1 10 3 3								
4 MERCADO Leandro (ARG)	42 92 12		6 4 2 2	3 2 3	3 8 4 5	1 6 4 4	3 4 4 5 5	4 4 4 4	4 4 4 4								
5 RAMOS Román (ESP)	41 93 1		2 5 4 4	2 3 4 4	6 5 3 3	5 3 3	4 4 4 4	5 5 5 5	3 6 5 5								
6 JACOBSEN PJ (USA)	21 113 20		2 5	6 5 5	2 5 6	2 3 6 6	2 6 6	1 6 6	3 6 6								
7 HERNANDEZ Yonny (COL)	18 116 3			5 6	2 7 7	1 7 7	3 7 7	5 2 8 8	2 7 7								
8 HASLAM Leon (GBR)	14 120 4					7 8 8	7 7 7	8 8 8 8									
9 RAY Bradley (GBR)	3 131 11						2 1 9 9	9 9 9 9									
10 MOSSEY Luke (GBR)	2 132 1						2 10	10 10 10 10									
11 JEZEK Ondrej (CZE)	2 132 0		1 5 6	6 7 6 7	8 8 8 8	8 8 8 8	1 9 9	9 10 9 10	10 10 10 10								

10/06/2018 First Line: Championship Standings - Second Line: Ranking Progression

These data/results cannot be reproduced, stored and/or transmitted in whole or in part by any manner of electronic, mechanical, photocopying, recording, broadcasting or otherwise now known or herein after developed without the previous express consent by the copyright owner, except for reproduction in daily press and regular printed publications on sale to the public within 60 days of the event related to those data/results and always provided that copyright symbol appears together as follows below.

© DORNA WSBK ORGANIZATION Srl 2018



ACERBIS Czech Round, 8 - 10 June 2018 World Superbike - Manufacturers Standings

Automotodrom Brno 5.403 m

Points	Points From First	Points From Previous	February 25 PHILLIP ISLAND		March 25 BURIRAM		April 15 ARAGÓN		April 22 ASSEN		May 13 IMOLA		May 27 DONINGTON PARK		June 10 BRNO		June 24 LAGUNA SECA		July 8 MISANO		September 16 PORTIMÃO		September 30 MAGNY COURS		October 14 VILLICUM		October 27 LOSAIL		
			1	2	1	2	1	2	1	2	1	2	1	2	1	2	1	2	1	2	1	2	1	2	1	2	1	2	1
1	KAWASAKI	295	20	20	25	13	25	20	25	25	25	25	20	20	25	7													
2	DUCATI	260	35	25	25	20	25	20	25	16	13	16	20	8	11	20	16												
3	YAMAHA	220	75	40	10	11	11	20	11	13	20	16	10	10	25	25	13	25											
4	APRILIA	99	196	121	8	1	7	7	3	6	3	6	8	7	11	9	10	13											
5	HONDA	87	208	12	9	10	13	10	4	4	2	3	2	2	6	8	7	9											
6	BMW	72	223	15	5	7	5	4	5	1	9	8	3	5	9	6	5	6											
7	MV AGUSTA	64	231	8	8	7	6	7	8	7	10	2	11	5	7	7	7												
8	SUZUKI	3	292	61										2	1	8	8												

10/06/2018

First Line: Championship Standings - Second Line: Ranking Progression

These data/results cannot be reproduced, stored and/or transmitted in whole or in part by any manner of electronic, mechanical, photocopying, recording, broadcasting or otherwise now known or herein after developed without the previous express consent by the copyright owner, except for reproduction in daily press and regular printed publications on sale to the public within 60 days of the event related to those data/results and always provided that copyright symbol appears together as follows below.

© DORNA WSBK ORGANIZATION Srl 2018

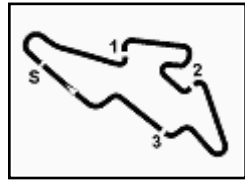
FIAT PERUGIA TIMING



Official Tyre Supplier



Official Timekeeper



ACERBIS Czech Round, 8 - 10 June 2018
World Superbike - Pirelli Best Lap Award

Automotodrom Brno 5.403 m

Points	Points From First	Points From Previous	February 25	March 25	April 15	April 22	May 13	May 27	June 10	June 24	July 8	September 16	September 30	October 14	October 27	
			PHILLIP ISLAND	BURIRAM	ARAGÓN	ASSEN	IMOLA	DONINGTON PARK	BRNO	LAGUNA SECA	MISANO	PORTIMÃO	MAGNY COURS	VILLICUM	LOSAIL	
Fastest Laps																
1 REA Jonathan (GBR)	6		1				1 1	1 1	1							
2 MELANDRI Marco (ITA)	4 2		1		1 1				1							
3 SYKES Tom (GBR)	2 4 2	1				1										
4 DAVIES Chaz (GBR)	1 5 1		1													
5 VAN DER MARK Michael (NED)	1 5 0					1										

10/06/2018

These data/results cannot be reproduced, stored and/or transmitted in whole or in part by any manner of electronic, mechanical, photocopying, recording, broadcasting or otherwise now known or herein after developed without the previous express consent by the copyright owner, except for reproduction in daily press and regular printed publications on sale to the public within 60 days of the event related to those data/results and always provided that copyright symbol appears together as follows below.

© DORNA WSBK ORGANIZATION Srl 2018

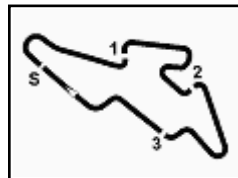
FIKR PERUGIA TIMING



Official Tyre Supplier



Official Timekeeper



ACERBIS Czech Round, 8 - 10 June 2018 World Superbike - Rider's Performance

Automotodrom Brno 5.403 m

	Points	Points From First	Points From Previous	February 25	March 25	April 15	April 22	May 13	May 27	June 10	June 24	July 8	September 16	September 30	October 14	October 27		
				PHILLIP ISLAND	BURIRAM	ARAGÓN	ASSEN	IMOLA	DONINGTON PARK	BRNO	LAGUNA SECA	MISANO	PORTIMÃO	MAGNY COURS	VILLICUM	LOSAIL	G 1 2	G 1 2
1 REA	270			6 5 2	1 1 4	2 1 2	2 1 2	1 1 1	2 2 3	2 1 Rt								
2 DAVIES	205	65		5 3 Rt	9 3 1	11 2 1	8 3 5	3 4 2	9 8 5	9 8 3								
3 VAN DER MARK	196	74	9	8 9 7	10 7 2	6 5 5	7 2 3	12 6 Rt	6 1 1	6 4 2								
4 SYKES	179	91	17	1 2 4	2 6 Rt	3 6 6	6 4 1	2 2 3	1 3 6	1 3 16								
5 MELANDRI	157	113	22	3 1 1	7 8 7	1 4 3	5 6 7	4 3 Rt	12 22 11	3 2 15								
6 LOWES	154	116	3	4 6 5	6 5 3	5 7 4	1 12 14	10 10 6	5 4 4	4 5 1								
7 FORES	134	136	20	7 4 3	5 2 5	4 3 Rt	3 5 4	5 5 4	22 Rt Rt	13 14 8								
8 RAZGATLIOGLU	91	179	43	9 13 10	12 15 8	16 9 9	11 10 9	14 11 8	8 21 2	15 10 9								
9 SAVADORI	73	197	18	10	11 12 9	10 15 10	4 15 10	9 8 Rt	4 5 7	7 7 5								
10 BAZ	72	198	1	14 11 9	15 11 12	19 11 15	10 7 8	13 13 11	3 7 10	8 18 11								
11 CAMIER	72	198	0	11 7 6	3 4 6	9 Rt			13 10 8	10 9 7								
12 TORRES	64	206	8	12 Rt 8	4 10 Rt	7 Rt 8	9 9 6	7 14 5	14 11 9	18 Rt Rt								
13 LAVERTY	60	210	4	2 8 15	8 9 Rt			6 12 9	7 6 Rt	5 6 4								
14 RINALDI	54	216	6			8 8 7	12 Rt 12	8 7 7	15 12 Rt	11 15 6								
15 MERCADO	42	228	12	17 10 12	13 13 Rt	15 Rt 13	13 8 Rt	16 15 10	18 13 12	16 12 17								
16 RAMOS	41	229	1	15 14 11	16 14 13	18 10 11	14 11 Rt	15 Rt 12	20 19 Rt	14 13 10								
17 GAGNE	24	246	17	13 12 13	14 18 14	13 12 12	19	19 16 Rt	21 16 13	19 Rt 12								
18 JACOBSEN	21	249	3	22 16 14	17 17 10	17 16 14	15 14 13	17 Rt 14	19 15 16	17 16 13								
19 HERNANDEZ	18	252	3	18 Rt	18 16 11	20 14 16	17 16 15	21 17 13		12 11 14								
20 HASLAM	14	256	4					11 9 16	11 9 Rt									
21 GIUGLIANO	11	259	3			14 13 18	16 13 11											
22 RAY	3	267	8						10 14 15									
23 JEZEK	2	268	1	20 15 Rt	19 Rt Ex	21 Ex Ex	18 Ex Ex	20 18 15	17 18 17	20 17 18								
24 MOSSEY	2	268	0						16 17 14									

G = Grid - 1 = Race 1 - 2 = Race 2

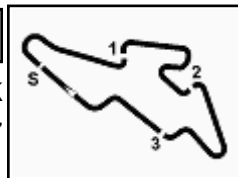
Ns = Did Not Start - Rt = Retired - Ex = Excluded

10/06/2018

These data/results cannot be reproduced, stored and/or transmitted in whole or in part by any manner of electronic, mechanical, photocopying, recording, broadcasting or otherwise now known or herein after developed without the previous express consent by the copyright owner, except for reproduction in daily press and regular printed publications on sale to the public within 60 days of the event related to those data/results and always provided that copyright symbol appears together as follows below.

© DORNA WSBK ORGANIZATION Srl 2018





ACERBIS Czech Round, 8 - 10 June 2018

World Superbike - Best Laps & Speeds

Automotodrom Brno 5.403 m

No.	Rider Bike	Nat	Best Lap		FP1		FP2		FP3		FP4		SP1		SP2		RC1		WUP		RC2	
			LL	SPD	LL	SPD	LL	SPD	LL	SPD	LL	SPD	LL	SPD	LL	SPD	LL	SPD	LL	SPD	LL	SPD
1	66 T. SYKES Kawasaki ZX-10RR	GBR	1'57.687		2'11.674	1'59.671	2'00.053	1'59.398					1'57.687	2'00.328	2'00.026	2'00.733						
			93	283,4	9	274,8	13	281,9	15	281,2	9	282,7		4	279,0	19	283,4	6	278,3	18	282,7	
2	1 J. REA Kawasaki ZX-10RR	GBR	1'57.885		2'11.008	1'59.448	1'59.403	1'59.265					1'57.885	1'59.535	1'59.025	2'00.784						
			73	284,9	4	277,6	15	283,4	13	282,7	8	284,9		5	279,7	19	282,7	7	281,9	2	282,7	
3	33 M. MELANDRI Ducati Panigale R	ITA	1'57.899		2'11.666	1'59.795	1'59.880	1'59.528					1'57.899	2'00.133	2'00.079	2'00.176						
			94	291,8	11	281,9	13	291,1	13	291,1	9	289,5		4	286,4	19	291,8	7	286,4	18	290,3	
4	22 A. LOWES Yamaha YZF R1	GBR	1'58.172		2'11.054	1'59.917	2'00.254	1'59.255					1'58.172	2'00.411	1'59.745	2'00.320						
			95	287,2	7	276,2	17	285,7	13	284,9	9	287,2		5	279,7	19	286,4	7	284,2	18	284,9	
5	50 E. LAVERTY Aprilia RSV4 RF	IRL	1'58.187		2'13.886	2'00.473	2'00.477	2'00.282	1'59.256				1'58.187	2'00.535	2'00.314	2'01.170						
			98	291,1	11	274,8	15	287,2	13	286,4	7	287,2	5	287,2	5	282,7	19	291,1	5	283,4	18	290,3
6	60 M. VAN DER MARK Yamaha YZF R1	NED	1'58.223		2'13.704	2'00.243	1'59.978	1'59.853					1'58.223	2'00.080	2'00.075	2'00.589						
			96	288,0	6	274,8	17	288,0	15	284,2	9	288,0		5	282,7	19	287,2	7	283,4	18	281,9	
7	32 L. SAVADORI Aprilia RSV4 RF	ITA	1'58.300		2'13.217	2'00.071	1'59.830	2'00.419					1'58.300	2'00.632	2'00.476	2'00.668						
			97	288,7	12	274,1	15	287,2	14	284,9	8	287,2		4	282,7	19	288,0	7	283,4	18	288,7	
8	76 L. BAZ BMW S 1000 RR	FRA	1'58.389		2'09.812	2'00.232	2'00.654	2'00.570					1'58.389	2'00.946	2'01.456	2'01.487						
			98	287,2	13	276,9	13	284,9	14	284,9	9	286,4		5	281,9	19	284,9	7	277,6	18	287,2	
9	7 C. DAVIES Ducati Panigale R	GBR	1'59.011		2'13.566	1'59.970	2'00.275	1'59.871					1'59.011	2'00.714	2'00.446	2'00.713						
			100	288,7	12	276,2	15	286,4	15	284,2	9	288,7		5	282,7	19	286,4	7	280,5	18	286,4	
10	2 L. CAMIER Honda CBR1000RR	GBR	1'59.041		2'13.487	2'00.227	2'00.237	2'00.224					1'59.041	2'00.584	2'00.236	2'01.647						
			90	285,7	8	272,7	13	281,9	11	280,5	9	282,7		5	280,5	19	285,7	7	281,9	18	281,2	
11	21 M. RINALDI Ducati Panigale R	ITA	1'59.346		2'08.905	2'01.008	2'00.191	1'59.722					1'59.346	2'01.644	1'59.509	2'00.949						
			90	288,7	13	283,4	15	282,7	8	283,4	7	287,2		5	281,2	18	288,7	6	281,2	18	285,7	
12	68 Y. HERNANDEZ Kawasaki ZX-10RR	COL	1'59.508		2'10.015	2'01.156	2'01.220	2'00.924	1'59.605				1'59.508	2'01.455	2'01.860	2'01.828						
			92	283,4	12	276,2	4	283,4	14	280,5	7	281,2	6	281,2	5	279,7	19	283,4	7	279,0	18	281,2
13	12 X. FORES Ducati Panigale R	ESP	1'59.854		2'09.943	2'01.054	2'01.073	2'00.556	1'59.854					2'01.203	2'00.201	2'01.664						
			88	287,2	10	280,5	11	284,9	10	284,2	7	287,2	6	283,4	19	287,2	7	284,2	18	286,4		
14	40 R. RAMOS Kawasaki ZX-10RR	ESP	1'59.989		2'14.575	2'01.035	2'01.465	2'00.790	1'59.989					2'01.425	2'00.709	2'01.656						
			100	284,2	12	272,7	14	281,9	15	282,7	9	284,2	6	279,7	19	283,4	7	280,5	18	280,5		
15	54 T. RAZGATLIOGLU Kawasaki ZX-10RR	TUR	2'00.107		2'13.338	2'01.312	2'01.279	2'00.378	2'00.107					2'01.050	2'00.758	2'01.814						
			100	284,9	13	275,5	17	284,9	12	283,4	8	282,7	6	279,0	19	282,7	7	279,0	18	283,4		
16	36 L. MERCADO Kawasaki ZX-10RR	ARG	2'00.391		2'13.690	2'01.398	2'00.928	2'00.943	2'00.391					2'01.419	2'00.904	2'02.210						
			91	285,7	9	271,3	12	283,4	14	282,7	6	285,7	6	280,5	19	284,2	7	277,6	18	282,7		
17	99 P. JACOBSEN Honda CBR1000RR	USA	2'00.437		2'10.316	2'01.796	2'01.509	2'01.769	2'00.437					2'01.703	2'02.112	2'01.963						
			89	291,8	13	284,9	14	287,2	13	288,0	5	288,0	5	287,2	19	291,8	2	282,7	18	289,5		
18	81 J. TORRES MV Augusta 1000 F4	ESP	2'00.672		2'10.564	2'01.124	2'01.005	2'00.882	2'00.672					2'02.879	2'01.105	2'02.487						
			75	284,9	14	276,9	15	281,9	15	283,4	8	280,5	6	279,0	6	282,7	6	280,5	5	284,9		
19	45 J. GAGNE Honda CBR1000RR	USA	2'00.845		2'14.827	2'01.324	2'01.549	2'01.052	2'00.845					2'02.016	2'00.965	2'01.920						
			87	288,0	11	274,1	16	284,2	12	285,7	9	288,0	7	284,9	7	284,9	7	284,2	18	285,7		
20	37 O. JEZEK Yamaha YZF R1	CZE	2'01.074		2'13.856	2'01.257	2'02.020	2'01.533	2'02.766					2'02.919	2'01.074	2'02.959						
			95	280,5	11	270,0	14	276,9	15	278,3	7	276,2	4	276,9	19	280,5	7	276,2	18	275,5		

10/06/2018

These data/results cannot be reproduced, stored and/or transmitted in whole or in part by any manner of electronic, mechanical, photocopying, recording, broadcasting or otherwise now known or herein after developed without the previous express consent by the copyright owner, except for reproduction in daily press and regular printed publications on sale to the public within 60 days of the event related to those data/results and always provided that copyright symbol appears together as follows below.

© DORNA WSBK ORGANIZATION Srl 2018

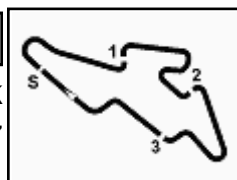
PIRELLI PERUGIA TIMING



Official Tyre Supplier



Official Timekeeper



ACERBIS Czech Round, 8 - 10 June 2018

World Superbike - Race Winners

	2015	2016	2017	2018
01 Phillip Island	R1: Rea (Gbr) Kaw R2: Haslam (Gbr) Apr	R1: Rea (Gbr) Kaw R2: Rea (Gbr) Kaw	R1: Rea (Gbr) Kaw R2: Rea (Gbr) Kaw	R1: Melandri (Ita) Duc R2: Melandri (Ita) Duc
02 Chang	R1: Rea (Gbr) Kaw R2: Rea (Gbr) Kaw	R1: Rea (Gbr) Kaw R2: Sykes (Gbr) Kaw	R1: Rea (Gbr) Kaw R2: Rea (Gbr) Kaw	R1: Rea (Gbr) Kaw R2: Davies (Gbr) Duc
03 Motorland Aragon	R1: Rea (Gbr) Kaw R2: Davies (Gbr) Duc	R1: Davies (Gbr) Duc R2: Davies (Gbr) Duc	R1: Rea (Gbr) Kaw R2: Davies (Gbr) Duc	R1: Rea (Gbr) Kaw R2: Davies (Gbr) Duc
04 TT Circuit Assen	R1: Rea (Gbr) Kaw R2: Rea (Gbr) Kaw	R1: Rea (Gbr) Kaw R2: Rea (Gbr) Kaw	R1: Rea (Gbr) Kaw R2: Rea (Gbr) Kaw	R1: Rea (Gbr) Kaw R2: Sykes (Gbr) Kaw
05 Autodromo Imola	R1: Rea (Gbr) Kaw R2: Rea (Gbr) Kaw	R1: Davies (Gbr) Duc R2: Davies (Gbr) Duc	R1: Davies (Gbr) Duc R2: Davies (Gbr) Duc	R1: Rea (Gbr) Kaw R2: Rea (Gbr) Kaw
06 Donington Park	R1: Sykes (Gbr) Kaw R2: Sykes (Gbr) Kaw	R1: Sykes (Gbr) Kaw R2: Sykes (Gbr) Kaw	R1: Sykes (Gbr) Kaw R2: Rea (Gbr) Kaw	R1: van der Mark (Ned) Yam R2: van der Mark (Ned) Yam
07 Brno				R1: Rea (Gbr) Kaw R2: Lowes (Gbr) Yam
08 Laguna Seca	R1: Davies (Gbr) Duc R2: Davies (Gbr) Duc	R1: Rea (Gbr) Kaw R2: Sykes (Gbr) Kaw	R1: Davies (Gbr) Duc R2: Rea (Gbr) Kaw	
09 Misano World Circuit	R1: Sykes (Gbr) Kaw R2: Rea (Gbr) Kaw	R1: Rea (Gbr) Kaw R2: Rea (Gbr) Kaw	R1: Sykes (Gbr) Kaw R2: Melandri (Ita) Duc	
10 Portimão	R1: Rea (Gbr) Kaw R2: Rea (Gbr) Kaw		R1: Rea (Gbr) Kaw R2: Rea (Gbr) Kaw	
11 Magny-Cours	R1: Rea (Gbr) Kaw R2: Rea (Gbr) Kaw	R1: Davies (Gbr) Duc R2: Davies (Gbr) Duc	R1: Rea (Gbr) Kaw R2: Davies (Gbr) Duc	
13 Losail	R1: Torres (Esp) Apr R2: Haslam (Gbr) Apr	R1: Davies (Gbr) Duc R2: Davies (Gbr) Duc	R1: Rea (Gbr) Kaw R2: Rea (Gbr) Kaw	

2018

- 6 J. Rea
- 2 C. Davies
- 2 M. Melandri
- 2 M. van der Mark
- 1 A. Lowes
- 1 T. Sykes

ALL TIMES

- | | | | | |
|----------------|-----------------|----------------|-------------------|-----------------|
| 60 J. Rea | 16 N. Hodgson | 7 B. Bostrom | 2 P. Goddard | 1 A. Morillas |
| 59 C. Fogarty | 16 J. Toseland | 5 D. Tardozzi | 2 M. Lucchinelli | 1 G. Goodfellow |
| 52 T. Bayliss | 14 J. Kocinski | 5 L. Haslam | 2 M. Dowson | 1 P. Picotte |
| 43 N. Haga | 14 S. Russell | 4 R. Phillis | 2 K. Magee | 1 T. Kipp |
| 34 T. Sykes | 14 B. Spies | 4 Y. Kagayama | 2 H. Izutsu | 1 A. Meklau |
| 33 T. Corser | 13 A. Slight | 4 M. Fabrizio | 2 S. Byrne | 1 J. Reynolds |
| 31 C. Edwards | 13 E. Laverty | 3 M. Doohan | 2 M. Neukirchner | 1 C. Walker |
| 29 C. Davies | 11 S. Mertens | 3 A. Yanagawa | 2 L. Baz | 1 N. Hayden |
| 27 D. Polen | 11 R. Xaus | 3 M. Tamada | 2 M. van der Mark | 1 A. Pitt |
| 24 C. Checa | 11 R. Laconi | 3 L. Lanzi | 1 A. Ryo | 1 G. McCoy |
| 23 R. Roche | 10 F. Pirovano | 3 R. Kiyonari | 1 K. Kitagawa | 1 F. Nieto |
| 22 M. Melandri | 10 C. Vermeulen | 3 C. Crutchlow | 1 Y. Takeda | 1 A. Barros |
| 21 M. Biaggi | 9 S. Guintoli | 2 M. Lucchiari | 1 T. Aoki | 1 J. Torres |
| 17 P. Chili | 8 F. Merkel | 2 T. Rymer | 1 J. Whitham | 1 A. Lowes |
| 16 G. Falappa | 8 A. Gobert | 2 D. Chandler | 1 A. Vieira | |

10/06/2018

These data/results cannot be reproduced, stored and/or transmitted in whole or in part by any manner of electronic, mechanical, photocopying, recording, broadcasting or otherwise now known or herein after developed without the previous express consent by the copyright owner, except for reproduction in daily press and regular printed publications on sale to the public within 60 days of the event related to those data/results and always provided that copyright symbol appears together as follows below.

© DORNA WSBK ORGANIZATION Srl 2018

FICR PERUGIA TIMING



Official Tyre Supplier



Official Timekeeper

