

## ACERBIS Czech Round, 8 - 10 June 2018

### World Superbike - Biographical Entry List

Automotodrom Brno 5.403 m

No.	Rider (Abbreviation)	Nat	Bike	Wins	Podiums	Pole	Races	Tyres	Class
	Age Date of Birth Place of Birth		Team	2018	2018	2018	2018		
1	<b>1 REA Jonathan</b> (Rea) 31 02/02/1987 Ballymena	GBR	Kawasaki ZX-10RR Kawasaki Racing Team WorldSBK	59 5	122 10	16 2	230 12	Pirelli	
2	<b>2 CAMIER Leon</b> (Cam) 31 04/08/1986 Ashford Kent	GBR	Honda CBR1000RR Red Bull Honda World Superbike Team		9		192 7	Pirelli	
3	<b>7 DAVIES Chaz</b> (Dav) 31 10/02/1987 Knighton	GBR	Ducati Panigale R Aruba.it Racing - Ducati	29 2	74 7	5	164 12	Pirelli	
4	<b>12 FORES Xavi</b> (For) 32 16/09/1985 Llombai	ESP	Ducati Panigale R Barni Racing Team		4 3		78 12	Pirelli	IND
5**	<b>21 RINALDI Michael Ruben</b> (Rin) 22 21/12/1995 Rimini	ITA	Ducati Panigale R Aruba.it Racing - Junior Team				8 8	Pirelli	IND
6	<b>22 LOWES Alex</b> (Low) 27 14/09/1990 Lincoln	GBR	Yamaha YZF R1 Pata Yamaha Official WorldSBK Team		8 1	1 1	116 12	Pirelli	
7	<b>32 SAVADORI Lorenzo</b> (Sav) 25 04/04/1993 Cesena	ITA	Aprilia RSV4 RF Milwaukee Aprilia				61 10	Pirelli	
8	<b>33 MELANDRI Marco</b> (Mel) 35 07/08/1982 Ravenna	ITA	Ducati Panigale R Aruba.it Racing - Ducati	22 2	66 4	3 1	140 12	Pirelli	
9	<b>36 MERCADO Leandro</b> (Mer) 26 15/02/1992 Cordoba	ARG	Kawasaki ZX-10RR Orelac Racing VerdNatura				72 12	Pirelli	IND
10	<b>37 JEZEK Ondrej</b> (Jez) 29 15/03/1989 Brno	CZE	Yamaha YZF R1 Guandalini Racing				36 12	Pirelli	IND
11	<b>40 RAMOS Román</b> (Ram) 27 06/01/1991 Santander	ESP	Kawasaki ZX-10RR Team GoEleven Kawasaki				86 12	Pirelli	IND
12	<b>45 GAGNE Jake</b> (Gag) 24 27/08/1993 Ramona, California	USA	Honda CBR1000RR Red Bull Honda World Superbike Team				16 10	Pirelli	
13	<b>50 LAVERTY Eugene</b> (Lav) 32 03/06/1986 Toomebridge	IRL	Aprilia RSV4 RF Milwaukee Aprilia	13	33	2	138 8	Pirelli	
14	<b>54 RAZGATLIOGLU Toprak</b> (Raz) 21 16/10/1996 Sakarya	TUR	Kawasaki ZX-10RR Kawasaki Puccetti Racing		1 1		12 12	Pirelli	IND
15	<b>60 VAN DER MARK Michael</b> (vdM) 25 26/10/1992 Gouda	NED	Yamaha YZF R1 Pata Yamaha Official WorldSBK Team	2 2	16 5	1	90 12	Pirelli	
16	<b>66 SYKES Tom</b> (Syk) 32 19/08/1985 Huddersfield	GBR	Kawasaki ZX-10RR Kawasaki Racing Team WorldSBK	34 1	105 5	44 2	246 12	Pirelli	
17	<b>68 HERNANDEZ Yonny</b> (Her) 29 25/07/1988 Medellin	COL	Kawasaki ZX-10RR Team Pedercini Racing				9 9	Pirelli	IND
18	<b>76 BAZ Loris</b> (Baz) 25 01/02/1993 Sallanches	FRA	BMW S 1000 RR GULF ALTHEA BMW Racing Team	2	14	2	73 12	Pirelli	
19	<b>81 TORRES Jordi</b> (Tor) 30 27/08/1987 Rubi	ESP	MV Agusta 1000 F4 MV Agusta Reparto Corse	1	4		89 12	Pirelli	
20	<b>99 JACOBSEN PJ</b> (Jac) 24 07/08/1993 Montgomery	USA	Honda CBR1000RR TripleM Honda World Superbike Team				12 12	Pirelli	IND

08/06/2018

\* = Wild Card

\*\* = One Event

These data/results cannot be reproduced, stored and/or transmitted in whole or in part by any manner of electronic, mechanical, photocopying, recording, broadcasting or otherwise now known or herein after developed without the previous express consent by the copyright owner, except for reproduction in daily press and regular printed publications on sale to the public within 60 days of the event related to those data/results and always provided that copyright symbol appears together as follows below.

© DORNA WSBK ORGANIZATION Srl 2018

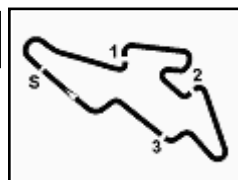
FIKX PERUGIA TIMING



Official Tyre Supplier



Official Timekeeper



## ACERBIS Czech Round, 8 - 10 June 2018

### World Superbike - Results Free Practice 1st Session

Automotodrom Brno 5.403 m

1 / 2

No.	Rider	Nat	Team	Bike	Class	Time	Gap	Rel.	Laps	Speed	
										Avg	Max
1	21 M. RINALDI	ITA	Aruba.it Racing - Junior Team	Ducati Panigale R	IND	<b>2'08.905</b>			13	150,893	<b>283,5</b>
2	76 L. BAZ	FRA	GULF ALTHEA BMW Racing Team	BMW S 1000 RR		<b>2'09.812</b>	0.907	0.907	13	149,838	<b>276,9</b>
3	12 X. FORES	ESP	Barni Racing Team	Ducati Panigale R	IND	<b>2'09.943</b>	1.038	0.131	10	149,687	<b>280,5</b>
4	68 Y. HERNANDEZ	COL	Team Pedercini Racing	Kawasaki ZX-10RR	IND	<b>2'10.015</b>	1.110	0.072	12	149,604	<b>276,2</b>
5	99 P. JACOBSEN	USA	TripleM Honda World Superbike Team	Honda CBR1000RR	IND	<b>2'10.316</b>	1.411	0.301	13	149,259	<b>285,0</b>
6	81 J. TORRES	ESP	MV Agusta Reparto Corse	MV Agusta 1000 F4		<b>2'10.564</b>	1.659	0.248	14	148,975	<b>276,9</b>
7	1 J. REA	GBR	Kawasaki Racing Team WorldSBK	Kawasaki ZX-10RR		<b>2'11.008</b>	2.103	0.444	4	148,470	<b>277,6</b>
8	22 A. LOWES	GBR	Pata Yamaha Official WorldSBK Team	Yamaha YZF R1		<b>2'11.054</b>	2.149	0.046	7	148,418	<b>276,2</b>
9	33 M. MELANDRI	ITA	Aruba.it Racing - Ducati	Ducati Panigale R		<b>2'11.666</b>	2.761	0.612	11	147,728	<b>282,0</b>
10	66 T. SYKES	GBR	Kawasaki Racing Team WorldSBK	Kawasaki ZX-10RR		<b>2'11.674</b>	2.769	0.008	9	147,719	<b>274,8</b>
11	32 L. SAVADORI	ITA	Milwaukee Aprilia	Aprilia RSV4 RF		<b>2'13.217</b>	4.312	1.543	12	146,008	<b>274,1</b>
12	54 T. RAZGATLIOGLU	TUR	Kawasaki Puccetti Racing	Kawasaki ZX-10RR	IND	<b>2'13.338</b>	4.433	0.121	13	145,876	<b>275,5</b>
13	2 L. CAMIER	GBR	Red Bull Honda World Superbike Team	Honda CBR1000RR		<b>2'13.487</b>	4.582	0.149	8	145,713	<b>272,7</b>
14	7 C. DAVIES	GBR	Aruba.it Racing - Ducati	Ducati Panigale R		<b>2'13.566</b>	4.661	0.079	12	145,627	<b>276,2</b>
15	36 L. MERCADO	ARG	Orelac Racing VerdNatura	Kawasaki ZX-10RR	IND	<b>2'13.690</b>	4.785	0.124	9	145,492	<b>271,4</b>
16	60 M. VAN DER MARK	NED	Pata Yamaha Official WorldSBK Team	Yamaha YZF R1		<b>2'13.704</b>	4.799	0.014	6	145,477	<b>274,8</b>
17	37 O. JEZEK	CZE	Guandalini Racing	Yamaha YZF R1	IND	<b>2'13.856</b>	4.951	0.152	11	145,311	<b>270,0</b>
18	50 E. LAVERTY	IRL	Milwaukee Aprilia	Aprilia RSV4 RF		<b>2'13.886</b>	4.981	0.030	11	145,279	<b>274,8</b>
19	40 R. RAMOS	ESP	Team GoEleven Kawasaki	Kawasaki ZX-10RR	IND	<b>2'14.575</b>	5.670	0.689	12	144,535	<b>272,7</b>
20	45 J. GAGNE	USA	Red Bull Honda World Superbike Team	Honda CBR1000RR		<b>2'14.827</b>	5.922	0.252	11	144,265	<b>274,1</b>

Qualifying Lap Time (107% of 2'08.905): 2'17.929

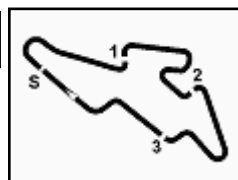
AIR	Humidity:	91%	Temp:	18°C
TRACK	Condition:	Wet	Temp:	23°C

Records	Pole	2012 T.Sykes	1'58.010	164,820	Km/h
	Race (RC2)	2010 C.Crutchlow	1'59.291	163,050	Km/h
	Circuit	2012 T.Sykes	1'58.010	164,820	Km/h

Start 08/06/2018 09:45 End 10:27 The results are provisional until the end of the time limit for protests and appeals and the completion of the technical checks.

These data/results cannot be reproduced, stored and/or transmitted in whole or in part by any manner of electronic, mechanical, photocopying, recording, broadcasting or otherwise now known or herein after developed without the previous express consent by the copyright owner, except for reproduction in daily press and regular printed publications on sale to the public within 60 days of the event related to those data/results and always provided that copyright symbol appears together as follows below.

© DORNA WSBK ORGANIZATION Srl 2018



## ACERBIS Czech Round, 8 - 10 June 2018 World Superbike - Results Free Practice 1st Session

Automotodrom Brno 5.403 m  
2 / 2

### Session Highlights

Local Time	No. Rider	Description
09.45.00		Start
09.45.34		WorldSBK Pit Intervention Time: 49secs
10.26.25	<b>99 P. JACOBSEN</b>	Technical Problem - Turn 1
10.27.48		End Of Session

### Fastest Laps Sequence

No.	Rider	Nat	Team	Bike	Local Time	Time	Gap	Avg
1	J. <b>REA</b>	GBR	Kawasaki Racing Team WorldSBK	Kawasaki ZX-10RR	09:49'33.692	<b>2'12.887</b>		146,371
1	J. <b>REA</b>	GBR	Kawasaki Racing Team WorldSBK	Kawasaki ZX-10RR	09:51'45.594	<b>2'11.902</b>	-0.985	147,464
1	J. <b>REA</b>	GBR	Kawasaki Racing Team WorldSBK	Kawasaki ZX-10RR	09:53'56.602	<b>2'11.008</b>	-0.894	148,470
68	Y. <b>HERNANDEZ</b>	COL	Team Pedercini Racing	Kawasaki ZX-10RR	10:22'56.861	<b>2'10.015</b>	-0.993	149,604
76	L. <b>BAZ</b>	FRA	GULF ALTHEA BMW Racing Team	BMW S 1000 RR	10:25'54.724	<b>2'09.812</b>	-0.203	149,838
21	M. <b>RINALDI</b>	ITA	Aruba.it Racing - Junior Team	Ducati Panigale R	10:27'02.476	<b>2'08.905</b>	-0.907	150,893

08/06/2018      Start      End      The results are provisional until the end of the time limit for protests and appeals  
09:45      10:27      and the completion of the technical checks.

These data/results cannot be reproduced, stored and/or transmitted in whole or in part by any manner of electronic, mechanical, photocopying, recording, broadcasting or otherwise now known or herein after developed without the previous express consent by the copyright owner, except for reproduction in daily press and regular printed publications on sale to the public within 60 days of the event related to those data/results and always provided that copyright symbol appears together as follows below.

© DORNA WSBK ORGANIZATION Srl 2018

## ACERBIS Czech Round, 8 - 10 June 2018

### World Superbike - Best Sectors & Speed Free Practice 1st Session

Automotodrom Brno 5.403 m

BEST LAP			
1	21 M. RINALDI	Ducati Panigale R	2'08.905
2	76 L. BAZ	BMW S 1000 RR	2'09.812
3	12 X. FORES	Ducati Panigale R	2'09.943
4	68 Y. HERNANDEZ	Kawasaki ZX-10RR	2'10.015
5	99 P. JACOBSEN	Honda CBR1000RR	2'10.316
6	81 J. TORRES	MV Agusta 1000 F4	2'10.564
7	1 J. REA	Kawasaki ZX-10RR	2'11.008
8	22 A. LOWES	Yamaha YZF R1	2'11.054
9	33 M. MELANDRI	Ducati Panigale R	2'11.666
10	66 T. SYKES	Kawasaki ZX-10RR	2'11.674
11	32 L. SAVADORI	Aprilia RSV4 RF	2'13.217
12	54 T. RAZGATLIOGLU	Kawasaki ZX-10RR	2'13.338
13	2 L. CAMIER	Honda CBR1000RR	2'13.487
14	7 C. DAVIES	Ducati Panigale R	2'13.566
15	36 L. MERCADO	Kawasaki ZX-10RR	2'13.690
16	60 M. VAN DER MARK	Yamaha YZF R1	2'13.704
17	37 O. JEZEK	Yamaha YZF R1	2'13.856
18	50 E. LAVERTY	Aprilia RSV4 RF	2'13.886
19	40 R. RAMOS	Kawasaki ZX-10RR	2'14.575
20	45 J. GAGNE	Honda CBR1000RR	2'14.827

SPEED			
1	99 P. JACOBSEN	Honda CBR1000RR	285,0
2	21 M. RINALDI	Ducati Panigale R	283,5
3	33 M. MELANDRI	Ducati Panigale R	282,0
4	12 X. FORES	Ducati Panigale R	280,5
5	1 J. REA	Kawasaki ZX-10RR	277,6
6	76 L. BAZ	BMW S 1000 RR	276,9
7	81 J. TORRES	MV Agusta 1000 F4	276,9
8	68 Y. HERNANDEZ	Kawasaki ZX-10RR	276,2
9	7 C. DAVIES	Ducati Panigale R	276,2
10	22 A. LOWES	Yamaha YZF R1	276,2
11	54 T. RAZGATLIOGLU	Kawasaki ZX-10RR	275,5
12	50 E. LAVERTY	Aprilia RSV4 RF	274,8
13	60 M. VAN DER MARK	Yamaha YZF R1	274,8
14	66 T. SYKES	Kawasaki ZX-10RR	274,8
15	32 L. SAVADORI	Aprilia RSV4 RF	274,1
16	45 J. GAGNE	Honda CBR1000RR	274,1
17	2 L. CAMIER	Honda CBR1000RR	272,7
18	40 R. RAMOS	Kawasaki ZX-10RR	272,7
19	36 L. MERCADO	Kawasaki ZX-10RR	271,4
20	37 O. JEZEK	Yamaha YZF R1	270,0

SEG. 1		SEG. 2		SEG. 3		SEG. 4		
1	99 P. JACOBSEN	32.888	1	99 P. JACOBSEN	39.100	1	21 M. RINALDI	21.055
2	12 X. FORES	32.920	2	21 M. RINALDI	39.103	2	99 P. JACOBSEN	21.436
3	76 L. BAZ	32.941	3	68 Y. HERNANDEZ	39.144	3	22 A. LOWES	21.503
4	81 J. TORRES	33.031	4	12 X. FORES	39.217	4	76 L. BAZ	21.522
5	66 T. SYKES	33.078	5	81 J. TORRES	39.269	5	1 J. REA	21.701
6	21 M. RINALDI	33.117	6	76 L. BAZ	39.471	6	68 Y. HERNANDEZ	21.729
7	68 Y. HERNANDEZ	33.140	7	1 J. REA	39.675	7	81 J. TORRES	21.732
8	1 J. REA	33.427	8	66 T. SYKES	39.782	8	12 X. FORES	21.892
9	33 M. MELANDRI	33.467	9	33 M. MELANDRI	39.820	9	66 T. SYKES	21.919
10	22 A. LOWES	33.502	10	22 A. LOWES	39.907	10	33 M. MELANDRI	22.003
11	54 T. RAZGATLIOGLU	33.549	11	32 L. SAVADORI	40.278	11	60 M. VAN DER MARK	22.090
12	36 L. MERCADO	33.661	12	36 L. MERCADO	40.327	12	32 L. SAVADORI	22.135
13	7 C. DAVIES	33.700	13	54 T. RAZGATLIOGLU	40.335	13	36 L. MERCADO	22.135
14	2 L. CAMIER	33.794	14	7 C. DAVIES	40.444	14	7 C. DAVIES	22.153
15	32 L. SAVADORI	33.813	15	2 L. CAMIER	40.494	15	54 T. RAZGATLIOGLU	22.182
16	37 O. JEZEK	33.935	16	60 M. VAN DER MARK	40.537	16	2 L. CAMIER	22.224
17	60 M. VAN DER MARK	34.028	17	37 O. JEZEK	40.564	17	37 O. JEZEK	22.289
18	45 J. GAGNE	34.186	18	50 E. LAVERTY	40.603	18	50 E. LAVERTY	22.295
19	50 E. LAVERTY	34.246	19	40 R. RAMOS	40.703	19	40 R. RAMOS	22.349
20	40 R. RAMOS	34.420	20	45 J. GAGNE	40.783	20	45 J. GAGNE	22.441

08/06/2018

These data/results cannot be reproduced, stored and/or transmitted in whole or in part by any manner of electronic, mechanical, photocopying, recording, broadcasting or otherwise now known or herein after developed without the previous express consent by the copyright owner, except for reproduction in daily press and regular printed publications on sale to the public within 60 days of the event related to those data/results and always provided that copyright symbol appears together as follows below.

© DORNA WSBK ORGANIZATION Srl 2018

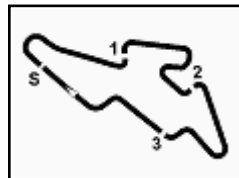
FICR PERUGIA TIMING



Official Tyre Supplier



Official Timekeeper



## ACERBIS Czech Round, 8 - 10 June 2018

### World Superbike - Ideal Times Free Practice 1st Session

Automotodrom Brno 5.403 m

No.	Rider	Nat	Bike	Seg. 1	Seg. 2	Seg. 3	Seg. 4	Ideal Time			
				Diff. 1	Diff. 2	Diff. 3	Diff. 4	Best Lap	Pos.	Diff.	
1	21 M. RINALDI	ITA	Ducati Panigale R	33.117	39.103	<b>35.630</b>	<b>21.055</b>	<b>2'08.905</b>		1	
2	99 P. JACOBSEN	USA	Honda CBR1000RR	<b>32.888</b> 0.474	<b>39.100</b> 0.333	35.906 0.179	21.436	<b>2'09.330</b> 2'10.316		5	0.986
3	76 L. BAZ	FRA	BMW S 1000 RR	32.941	39.471	35.878	21.522	<b>2'09.812</b> 2'09.812		2	
4	68 Y. HERNANDEZ	COL	Kawasaki ZX-10RR	33.140	39.144	35.865 0.137	21.729	<b>2'09.878</b> 2'10.015		4	0.137
5	12 X. FORES	ESP	Ducati Panigale R	32.920	39.217	35.914	21.892	<b>2'09.943</b> 2'09.943		3	
6	81 J. TORRES	ESP	MV Agusta 1000 F4	33.031	39.269	36.206 0.326	21.732	<b>2'10.238</b> 2'10.564		6	0.326
7	1 J. REA	GBR	Kawasaki ZX-10RR	33.427	39.675	36.205	21.701	<b>2'11.008</b> 2'11.008		7	
8	22 A. LOWES	GBR	Yamaha YZF R1	33.502	39.907	36.142	21.503	<b>2'11.054</b> 2'11.054		8	
9	66 T. SYKES	GBR	Kawasaki ZX-10RR	33.078	39.782 0.107	36.439 0.184	21.919 0.165	<b>2'11.218</b> 2'11.674		10	0.456
10	33 M. MELANDRI	ITA	Ducati Panigale R	33.467	39.820	36.376	22.003	<b>2'11.666</b> 2'11.666		9	
11	32 L. SAVADORI	ITA	Aprilia RSV4 RF	33.813 0.004	40.278 0.253	36.734	22.135	<b>2'12.960</b> 2'13.217		11	0.257
12	54 T. RAZGATLIOGLU	TUR	Kawasaki ZX-10RR	33.549	40.335 0.256	37.016	22.182	<b>2'13.082</b> 2'13.338		12	0.256
13	36 L. MERCADO	ARG	Kawasaki ZX-10RR	33.661 0.543	40.327	36.969	22.135 0.055	<b>2'13.092</b> 2'13.690		15	0.598
14	2 L. CAMIER	GBR	Honda CBR1000RR	33.794 0.196	40.494 0.026	36.662	22.224 0.091	<b>2'13.174</b> 2'13.487		13	0.313
15	7 C. DAVIES	GBR	Ducati Panigale R	33.700	40.444	37.056	22.153 0.213	<b>2'13.353</b> 2'13.566		14	0.213
16	60 M. VAN DER MARK	NED	Yamaha YZF R1	34.028 0.129	40.537	36.876 0.044	22.090	<b>2'13.531</b> 2'13.704		16	0.173
17	50 E. LAVERTY	IRL	Aprilia RSV4 RF	34.246 0.054	40.603	36.519 0.081	22.295 0.088	<b>2'13.663</b> 2'13.886		18	0.223
18	37 O. JEZEK	CZE	Yamaha YZF R1	33.935 0.048	40.564	37.020	22.289	<b>2'13.808</b> 2'13.856		17	0.048
19	40 R. RAMOS	ESP	Kawasaki ZX-10RR	34.420	40.703	36.936 0.113	22.349 0.054	<b>2'14.408</b> 2'14.575		19	0.167
20	45 J. GAGNE	USA	Honda CBR1000RR	34.186	40.783	37.391	22.441 0.026	<b>2'14.801</b> 2'14.827		20	0.026
<b>Overall Ideal Time</b>				32.888	39.100	35.630	21.055	<b>2'08.673</b>			

08/06/2018

These data/results cannot be reproduced, stored and/or transmitted in whole or in part by any manner of electronic, mechanical, photocopying, recording, broadcasting or otherwise now known or herein after developed without the previous express consent by the copyright owner, except for reproduction in daily press and regular printed publications on sale to the public within 60 days of the event related to those data/results and always provided that copyright symbol appears together as follows below.

© DORNA WSBK ORGANIZATION Srl 2018

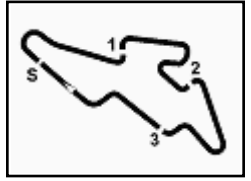
FICR PERUGIA TIMING



Official Tyre Supplier



Official Timekeeper



## ACERBIS Czech Round, 8 - 10 June 2018

### World Superbike - Chronological Analysis Free Practice 1st Session

Automotodrom Brno 5.403 m

1 / 3

1° 21 M. RINALDI (2'08.905)								5° 99 P. JACOBSEN (2'10.316)							
Lap	Seg.1	Seg.2	Seg.3	Seg.4	Lap Time	km/h	Local Time	Lap	Seg.1	Seg.2	Seg.3	Seg.4	Lap Time	km/h	Local Time
1		49.431	41.713	24.583			9:48'55.052	1		45.142	40.562	24.076			9:48'13.421
2	38.153	44.963	40.007	23.789	2'26.912	253,5	9:51'21.964	2	36.697	42.747	38.500	23.025	2'20.969	252,3	9:50'34.390
3	37.411	42.957	38.304	22.918	2'21.590	239,5	9:53'43.554	3	35.655	41.249	37.485	22.452	2'16.841	260,9	9:52'51.231
4	35.821	41.369	37.333	22.591	2'17.114	272,0	9:56'00.668	4	35.004	40.617	37.144	22.345	2'15.110	264,7	9:55'06.341
5	36.986	41.540	37.502	22.485	2'18.513	274,1	9:58'19.181	5	36.851	42.182	36.877	22.335	2'18.245	259,6	9:57'24.586
6	35.331	41.478	37.166	32.989	2'26.964P	272,0	10:00'46.145	6	34.680	40.278	36.756	22.169	2'13.883	263,4	9:59'38.469
7	7'13.556	44.778	39.354	22.923	9'00.611P		10:09'46.756	7	36.549	45.402	37.455	22.460	2'21.866	266,7	10:02'00.335
8	34.819	40.958	36.972	22.137	2'14.886	274,8	10:12'01.642	8	34.670	40.464	36.813	22.012	2'13.959	268,7	10:04'14.294
9	34.639	40.534	36.253	21.723	2'13.149	276,9	10:14'14.791	9	35.939	42.031	38.630	31.205	2'27.805P	267,3	10:06'42.099
10	33.914	40.231	36.399	21.989	2'12.533	280,5	10:16'27.324	10	8'11.541	43.578	39.564	22.429	9'57.112P		10:16'39.211
11	34.971	41.612	37.176	28.850	2'22.609P	265,4	10:18'49.933	11	34.156	40.732	37.147	21.958	2'13.993	276,2	10:18'53.204
12	2'11.971	42.234	36.848	22.228	3'53.281P		10:22'43.214	12	33.551	40.310	36.891	21.814	2'12.566	278,4	10:21'05.770
13	33.163	39.528	36.109	21.557	2'10.357	281,3	10:24'53.571	13	33.362	39.433	36.085	<b>21.436</b>	<b>2'10.316</b>	274,8	10:23'16.086
14	<b>33.117</b>	<b>39.103</b>	<b>35.630</b>	<b>21.055</b>	<b>2'08.905</b>	<b>283,5</b>	10:27'02.476	14	<b>32.888</b>	<b>39.100</b>	<b>35.906</b>	24.372	2'12.266	<b>285,0</b>	10:25'28.352

2° 76 L. BAZ (2'09.812)								6° 81 J. TORRES (2'10.564)							
Lap	Seg.1	Seg.2	Seg.3	Seg.4	Lap Time	km/h	Local Time	Lap	Seg.1	Seg.2	Seg.3	Seg.4	Lap Time	km/h	Local Time
1		43.523	38.836	23.003			9:47'27.347	1		46.945	41.511	25.225			9:48'13.408
2	34.860	41.515	37.419	22.641	2'16.435	248,8	9:49'43.782	2	37.864	43.898	39.008	23.412	2'24.182	227,4	9:50'37.590
3	34.501	40.885	36.829	22.206	2'14.421	261,5	9:51'58.203	3	36.215	42.001	37.644	22.866	2'18.726	248,8	9:52'56.316
4	34.418	40.783	36.896	22.174	2'14.271	269,3	9:54'12.474	4	34.922	41.232	37.264	22.653	2'16.071	270,7	9:55'12.387
5	36.549	41.043	36.729	22.303	2'16.624	245,5	9:56'29.098	5	34.525	40.904	37.361	22.418	2'15.208	274,1	9:57'27.595
6	33.910	40.270	36.483	22.177	2'12.840	266,0	9:58'41.938	6	34.555	41.164	37.313	22.479	2'15.511	273,4	9:59'43.106
7	35.298	42.040	38.181	30.557	2'26.076P	268,7	10:01'08.014	7	34.355	40.853	37.057	22.375	2'14.640	272,7	10:01'57.746
8	9'45.421	43.856	39.177	23.658	11'32.112P		10:12'40.126	8	34.161	40.910	37.394	22.901	2'15.366	271,4	10:04'13.112
9	34.588	42.223	38.011	22.877	2'17.699	272,0	10:14'57.825	9	35.122	41.933	37.967	32.418	2'27.440P	271,4	10:06'40.552
10	33.826	40.797	36.889	22.173	2'13.685	<b>276,9</b>	10:17'11.510	10	6'49.883	45.428	39.407	23.323	8'38.041P		10:15'18.593
11	33.226	40.080	36.202	22.119	2'11.627	<b>276,9</b>	10:19'23.137	11	35.360	45.674	37.410	22.254	2'20.698	272,7	10:17'39.291
12	33.575	39.634	36.350	21.940	2'11.499	<b>276,9</b>	10:21'34.636	12	33.579	40.510	36.549	22.110	2'12.748	<b>276,9</b>	10:19'52.039
13	33.004	39.495	36.079	21.698	2'10.276	276,2	10:23'44.912	13	33.377	39.685	<b>36.206</b>	21.971	2'11.239	276,2	10:22'03.278
14	<b>32.941</b>	<b>39.471</b>	<b>35.878</b>	<b>21.522</b>	<b>2'09.812</b>	<b>276,9</b>	10:25'54.724	14	33.048	40.402	36.428	21.844	2'11.722	<b>276,9</b>	10:24'15.000
								15	<b>33.031</b>	<b>39.269</b>	36.532	<b>21.732</b>	<b>2'10.564</b>	<b>276,9</b>	10:26'25.564

3° 12 X. FORES (2'09.943)								7° 1 J. REA (2'11.008)							
Lap	Seg.1	Seg.2	Seg.3	Seg.4	Lap Time	km/h	Local Time	Lap	Seg.1	Seg.2	Seg.3	Seg.4	Lap Time	km/h	Local Time
1		47.151	40.992	23.990			9:48'12.400	1		41.941	37.495	22.246			9:47'20.805
2	36.425	43.226	38.231	23.104	2'20.986	259,0	9:50'33.386	2	34.103	40.300	36.555	21.929	2'12.887	272,0	9:49'33.692
3	35.061	41.837	37.678	22.657	2'17.233	264,1	9:52'50.619	3	33.583	40.089	36.474	21.756	2'11.902	274,8	9:51'45.594
4	34.292	41.559	38.413	22.513	2'16.777	274,1	9:55'07.396	4	<b>33.427</b>	<b>39.675</b>	<b>36.205</b>	<b>21.701</b>	<b>2'11.008</b>	<b>277,6</b>	9:53'56.602
5	34.796	41.138	37.488	22.663	2'16.085	269,3	9:57'23.481	5	33.485	41.161	38.890	29.147	2'22.683P	<b>277,6</b>	9:56'19.285
6	37.243	41.199	37.502	31.447	2'27.391P	270,7	9:59'50.872								
7	15'26.256	46.388	39.259	23.234	17'15.137P		10:17'06.009								
8	34.604	42.048	37.802	22.614	2'17.068	278,4	10:19'23.077								
9	34.990	40.517	36.621	22.069	2'14.197	279,8	10:21'37.274								
10	33.168	39.914	36.528	22.358	2'11.968	<b>280,5</b>	10:23'49.242								
11	<b>32.920</b>	<b>39.217</b>	<b>35.914</b>	<b>21.892</b>	<b>2'09.943</b>	<b>280,5</b>	10:25'59.185								

4° 68 Y. HERNANDEZ (2'10.015)								8° 22 A. LOWES (2'11.054)							
Lap	Seg.1	Seg.2	Seg.3	Seg.4	Lap Time	km/h	Local Time	Lap	Seg.1	Seg.2	Seg.3	Seg.4	Lap Time	km/h	Local Time
1		45.982	40.964	24.343			9:47'39.175	1		43.667	38.051	22.901			9:51'20.563
2	36.874	43.686	38.824	23.373	2'22.757	262,8	9:50'01.932	2	34.619	40.837	37.414	22.154	2'15.024	269,3	9:53'35.587
3	35.384	41.536	37.492	22.645	2'17.057	272,0	9:52'18.989	3	34.357	40.314	36.917	21.992	2'13.580	267,3	9:55'49.167
4	34.509	41.236	37.013	22.327	2'15.085	270,7	9:54'34.074	4	33.974	40.320	36.504	22.074	2'12.872	<b>276,2</b>	9:58'02.039
5	34.119	40.375	36.713	22.174	2'13.381	272,7	9:56'47.455	5	33.929	40.062	36.636	22.014	2'12.641	274,1	10:00'14.680
6	34.048	40.361	36.576	22.165	2'13.150	272,7	9:59'00.605	6	40.620	47.828	42.447	38.391	2'49.286P	262,8	10:03'03.966
7	33.999	40.232	36.533	22.243	2'13.007	271,4	10:01'13.612	7	19'16.366	43.265	39.177	23.066	2'101.874P		10:24'05.840
8	33.859	40.143	36.742	22.166	2'12.910	271,4	10:03'26.522	8	<b>33.502</b>	<b>39.907</b>	<b>36.142</b>	<b>21.503</b>	<b>2'11.054</b>	275,5	10:26'16.894
9	34.028	40.276	37.211	31.386	2'22.901P	267,3	10:05'49.423								
10	11'02.862	42.223	37.731	22.499	12'45.315P		10:18'34.738								
11	34.050	40.008	36.185	21.865	2'12.108	274,8	10:20'46.846								
12	<b>33.140</b>	<b>39.144</b>	36.002	<b>21.729</b>	<b>2'10.015</b>	<b>276,2</b>	10:22'56.861								
13	33.308	42.637	<b>35.865</b>	21.834	2'13.644	<b>276,2</b>	10:25'10.505								

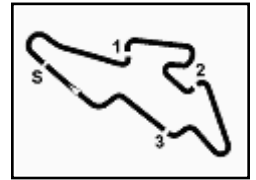
9° 33 M. MELANDRI (2'11.666)							
Lap	Seg.1	Seg.2	Seg.3	Seg.4	Lap Time	km/h	Local Time
1		47.099	40.950	23.869			9:48'45.757
2	35.931	42.421	38.131	22.792	2'19.275	258,4	9:51'05.032
3	34.117	40.683	37.388	22.346	2'14.534	273,4	9:53'19.566
4	33.976	40.248	36.426	22.051	2'12.701	274,1	9:55'32.267
5	<b>33.467</b>	<b>39.820</b>	<b>36.376</b>	<b>22.003</b>	<b>2'11.666</b>	277,6	9:57'43.933
6	35.151	42.251	38.513	29.444	2'25.359P	279,8	10:00'09.292
7	7'37.351	43.145	40.136	23.212	9'23.844P		10:09'33.136
8	34.169	40.478	37.010	23.225	2'14.882	272,7	10:11'48.018

08/06/2018 P = Pits In/Out - C = Lap Time Cancelled

These data/results cannot be reproduced, stored and/or transmitted in whole or in part by any manner of electronic, mechanical, photocopying, recording, broadcasting or otherwise now known or herein after developed without the previous express consent by the copyright owner, except for reproduction in daily press and regular printed publications on sale to the public within 60 days of the event related to those data/results and always provided that copyright symbol appears together as follows below.

© DORNA WSBK ORGANIZATION Srl 2018





## ACERBIS Czech Round, 8 - 10 June 2018

### World Superbike - Chronological Analysis Free Practice 1st Session

9	34.362	40.833	37.102	<b>22.295</b>	2'14.592	272,0	10:15'04.084
10	35.591	42.111	38.559	30.901	2'27.162P	270,0	10:17'31.246
11	3'28.041	45.130	41.022	23.763	5'17.956P		10:22'49.202
12	34.713	41.631	37.555	22.403	2'16.302	270,7	10:25'05.504

19° 40 R. RAMOS (2'14.575)							
Lap	Seg.1	Seg.2	Seg.3	Seg.4	Lap Time	km/h	Local Time
1		46.292	40.047	23.628			9:47'40.449
2	36.087	43.426	38.903	23.361	2'21.777	252,3	9:50'02.226
3	35.784	41.862	37.537	22.735	2'17.918	254,7	9:52'20.144
4	34.940	41.632	37.332	22.418	2'16.322	268,7	9:54'36.466
5	34.681	40.929	<b>36.936</b>	23.108	2'15.654	<b>272,7</b>	9:56'52.120
6	34.444	40.946	36.979	22.490	2'14.859	270,7	9:59'06.979
7	34.585	40.742	37.040	<b>22.349</b>	2'14.716	270,0	10:01'21.695
8	<b>34.420</b>	<b>40.703</b>	37.049	22.403	<b>2'14.575</b>	270,0	10:03'36.270
9	34.769	41.988	37.537	30.677	2'24.971P	272,0	10:06'01.241
10	8'34.809	43.340	38.238	23.290	10'19.677P		10:16'20.918
11	35.490	41.772	38.233	22.832	2'18.327	260,2	10:18'39.245
12	34.788	41.729	40.072	32.801	2'29.390P	260,9	10:21'08.635
13	1'43.752	46.202	40.188	30.853	3'40.995P		10:24'49.630

20° 45 J. GAGNE (2'14.827)							
Lap	Seg.1	Seg.2	Seg.3	Seg.4	Lap Time	km/h	Local Time
1		46.451	40.831	24.353			9:47'39.806
2	37.170	43.260	39.068	23.220	2'22.718	240,5	9:50'02.524
3	35.994	41.779	37.980	22.786	2'18.539	242,2	9:52'21.063
4	34.930	41.206	37.531	<b>22.441</b>	2'16.108	263,4	9:54'37.171
5	34.693	41.213	37.595	22.541	2'16.042	270,0	9:56'53.213
6	34.586	41.119	37.655	22.548	2'15.908	269,3	9:59'09.121
7	34.892	41.127	37.889	22.774	2'16.682	268,7	10:01'25.803
8	35.579	42.164	38.289	33.656	2'29.688P	259,0	10:03'55.491
9	9'08.515	41.675	38.214	22.582	10'50.986P		10:14'46.477
10	34.648	41.096	37.609	22.487	2'15.840	267,3	10:17'02.317
11	<b>34.186</b>	<b>40.783</b>	<b>37.391</b>	22.467	<b>2'14.827</b>	<b>274,1</b>	10:19'17.144
12	34.977	42.390	42.734	33.382	2'33.483P	270,0	10:21'50.627

08/06/2018 P = Pits In/Out - C = Lap Time Cancelled

These data/results cannot be reproduced, stored and/or transmitted in whole or in part by any manner of electronic, mechanical, photocopying, recording, broadcasting or otherwise now known or herein after developed without the previous express consent by the copyright owner, except for reproduction in daily press and regular printed publications on sale to the public within 60 days of the event related to those data/results and always provided that copyright symbol appears together as follows below.

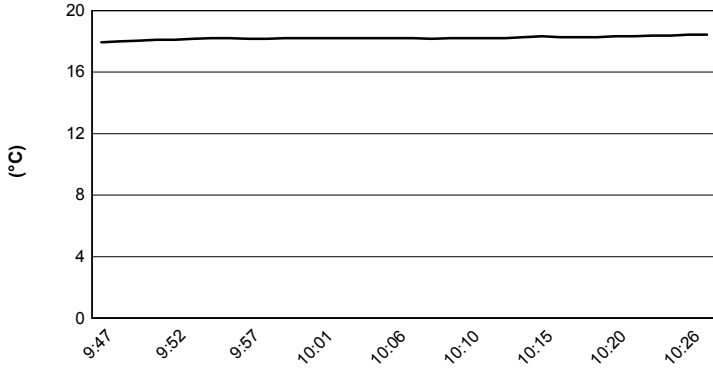
© DORNA WSBK ORGANIZATION Srl 2018



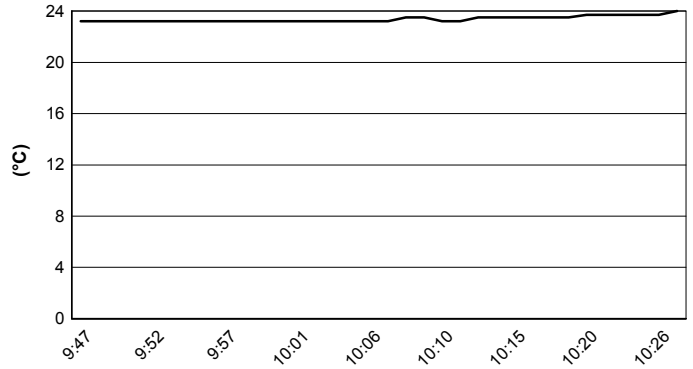


**ACERBIS Czech Round, 8 - 10 June 2018**  
**World Superbike - Weather Report Free Practice 1st Session**  
 Session started 09:45 - Session ended 10:27

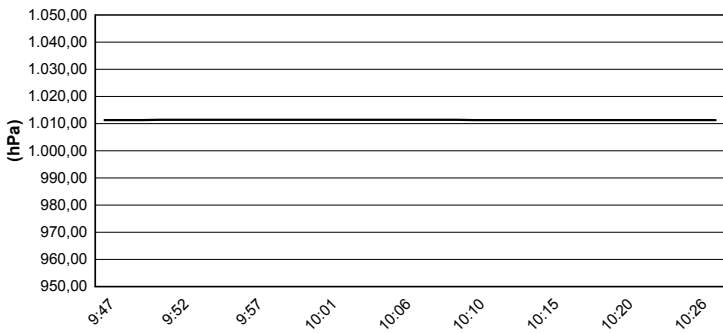
### Air Temperature



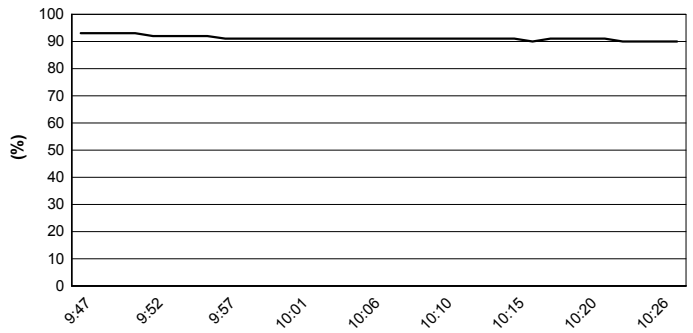
### Track Temperature



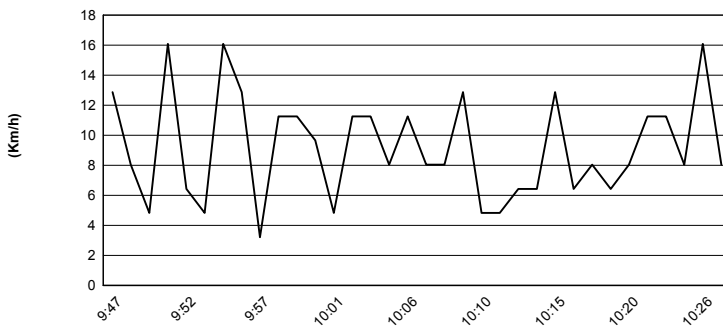
### Air Pressure



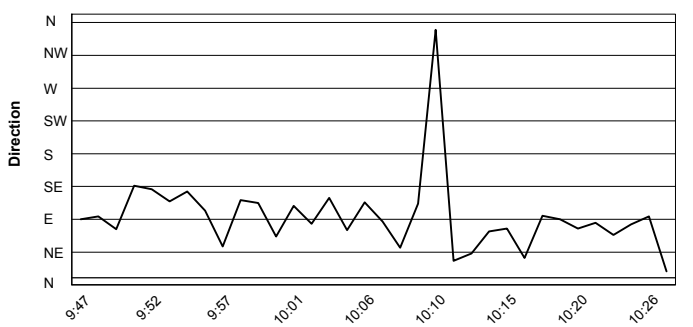
### Humidity



### Wind Speed



### Wind Direction



08/06/2018

These data/results cannot be reproduced, stored and/or transmitted in whole or in part by any manner of electronic, mechanical, photocopying, recording, broadcasting or otherwise now known or herein after developed without the previous express consent by the copyright owner, except for reproduction in daily press and regular printed publications on sale to the public within 60 days of the event related to those data/results and always provided that copyright symbol appears together as follows below.

© DORNA WSBK ORGANIZATION Srl 2018