

ACERBIS Czech Round, 8 - 10 June 2018

World Superbike - Free Practices Combined Results

Automotodrom Brno 5.403 m

No.	Rider	Nat	Team	Bike	Class	FP1	FP2	FP3	Time	Gap	Rel.	Avg Laps
1	1 J. REA	GBR	Kawasaki Racing Team WorldSBK	Kawasaki ZX-10RR		2'11.008	1'59.448		1'59.448			162,839 19
2	66 T. SYKES	GBR	Kawasaki Racing Team WorldSBK	Kawasaki ZX-10RR		2'11.674	1'59.671		1'59.671	0.223	0.223	162,536 22
3	33 M. MELANDRI	ITA	Aruba.it Racing - Ducati	Ducati Panigale R		2'11.666	1'59.795		1'59.795	0.347	0.124	162,367 24
4	22 A. LOWES	GBR	Pata Yamaha Official WorldSBK Team	Yamaha YZF R1		2'11.054	1'59.917		1'59.917	0.469	0.122	162,202 24
5	7 C. DAVIES	GBR	Aruba.it Racing - Ducati	Ducati Panigale R		2'13.566	1'59.970		1'59.970	0.522	0.053	162,131 27
6	32 L. SAVADORI	ITA	Milwaukee Aprilia	Aprilia RSV4 RF		2'13.217	2'00.071		2'00.071	0.623	0.101	161,994 27
7	2 L. CAMIER	GBR	Red Bull Honda World Superbike Team	Honda CBR1000RR		2'13.487	2'00.227		2'00.227	0.779	0.156	161,784 21
8	76 L. BAZ	FRA	GULF ALTHEA BMW Racing Team	BMW S 1000 RR		2'09.812	2'00.232		2'00.232	0.784	0.005	161,777 26
9	60 M. VAN DER MARK	NED	Pata Yamaha Official WorldSBK Team	Yamaha YZF R1		2'13.704	2'00.243		2'00.243	0.795	0.011	161,762 23
10	50 E. LAVERTY	IRL	Milwaukee Aprilia	Aprilia RSV4 RF		2'13.886	2'00.473		2'00.473	1.025	0.230	161,454 26
11	21 M. RINALDI	ITA	Aruba.it Racing - Junior Team	Ducati Panigale R	IND	2'08.905	2'01.008		2'01.008	1.560	0.535	160,740 28
12	40 R. RAMOS	ESP	Team GoEleven Kawasaki	Kawasaki ZX-10RR	IND	2'14.575	2'01.035		2'01.035	1.587	0.027	160,704 26
13	12 X. FORES	ESP	Barni Racing Team	Ducati Panigale R	IND	2'09.943	2'01.054		2'01.054	1.606	0.019	160,679 21
14	81 J. TORRES	ESP	MV Agusta Reparto Corse	MV Agusta 1000 F4		2'10.564	2'01.124		2'01.124	1.676	0.070	160,586 29
15	68 Y. HERNANDEZ	COL	Team Pedercini Racing	Kawasaki ZX-10RR	IND	2'10.015	2'01.156		2'01.156	1.708	0.032	160,543 16
16	37 O. JEZEK	CZE	Guandalini Racing	Yamaha YZF R1	IND	2'13.856	2'01.257		2'01.257	1.809	0.101	160,410 25
17	54 T. RAZGATLIOGLU	TUR	Kawasaki Puccetti Racing	Kawasaki ZX-10RR	IND	2'13.338	2'01.312		2'01.312	1.864	0.055	160,337 30
18	45 J. GAGNE	USA	Red Bull Honda World Superbike Team	Honda CBR1000RR		2'14.827	2'01.324		2'01.324	1.876	0.012	160,321 27
19	36 L. MERCADO	ARG	Orelac Racing VerdNatura	Kawasaki ZX-10RR	IND	2'13.690	2'01.398		2'01.398	1.950	0.074	160,223 21
20	99 P. JACOBSEN	USA	TripleM Honda World Superbike Team	Honda CBR1000RR	IND	2'10.316	2'01.796		2'01.796	2.348	0.398	159,700 27

08/06/2018

These data/results cannot be reproduced, stored and/or transmitted in whole or in part by any manner of electronic, mechanical, photocopying, recording, broadcasting or otherwise now known or herein after developed without the previous express consent by the copyright owner, except for reproduction in daily press and regular printed publications on sale to the public within 60 days of the event related to those data/results and always provided that copyright symbol appears together as follows below.

© DORNA WSBK ORGANIZATION Srl 2018

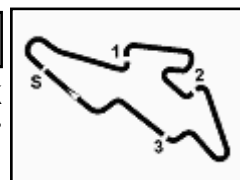
FIKZ PERUGIA TIMING



Official Tyre Supplier



Official Timekeeper



ACERBIS Czech Round, 8 - 10 June 2018

World Superbike - Results Free Practice 2nd Session

Automotodrom Brno 5.403 m

1 / 2

No.	Rider	Nat	Team	Bike	Class	Time	Gap	Rel.	Laps	Speed	
										Avg	Max
1	1 J. REA	GBR	Kawasaki Racing Team WorldSBK	Kawasaki ZX-10RR		1'59.448			15	162,839	283,5
2	66 T. SYKES	GBR	Kawasaki Racing Team WorldSBK	Kawasaki ZX-10RR		1'59.671	0.223	0.223	13	162,536	282,0
3	33 M. MELANDRI	ITA	Aruba.it Racing - Ducati	Ducati Panigale R		1'59.795	0.347	0.124	13	162,367	291,1
4	22 A. LOWES	GBR	Pata Yamaha Official WorldSBK Team	Yamaha YZF R1		1'59.917	0.469	0.122	17	162,202	285,7
5	7 C. DAVIES	GBR	Aruba.it Racing - Ducati	Ducati Panigale R		1'59.970	0.522	0.053	15	162,131	286,5
6	32 L. SAVADORI	ITA	Milwaukee Aprilia	Aprilia RSV4 RF		2'00.071	0.623	0.101	15	161,994	287,2
7	2 L. CAMIER	GBR	Red Bull Honda World Superbike Team	Honda CBR1000RR		2'00.227	0.779	0.156	13	161,784	282,0
8	76 L. BAZ	FRA	GULF ALTHEA BMW Racing Team	BMW S 1000 RR		2'00.232	0.784	0.005	13	161,777	285,0
9	60 M. VAN DER MARK	NED	Pata Yamaha Official WorldSBK Team	Yamaha YZF R1		2'00.243	0.795	0.011	17	161,762	288,0
10	50 E. LAVERTY	IRL	Milwaukee Aprilia	Aprilia RSV4 RF		2'00.473	1.025	0.230	15	161,454	287,2
11	21 M. RINALDI	ITA	Aruba.it Racing - Junior Team	Ducati Panigale R	IND	2'01.008	1.560	0.535	15	160,740	282,7
12	40 R. RAMOS	ESP	Team GoEleven Kawasaki	Kawasaki ZX-10RR	IND	2'01.035	1.587	0.027	14	160,704	282,0
13	12 X. FORES	ESP	Barni Racing Team	Ducati Panigale R	IND	2'01.054	1.606	0.019	11	160,679	285,0
14	81 J. TORRES	ESP	MV Agusta Reparto Corse	MV Agusta 1000 F4		2'01.124	1.676	0.070	15	160,586	282,0
15	68 Y. HERNANDEZ	COL	Team Pedercini Racing	Kawasaki ZX-10RR	IND	2'01.156	1.708	0.032	4	160,543	283,5
16	37 O. JEZEK	CZE	Guandalini Racing	Yamaha YZF R1	IND	2'01.257	1.809	0.101	14	160,410	276,9
17	54 T. RAZGATLIOGLU	TUR	Kawasaki Puccetti Racing	Kawasaki ZX-10RR	IND	2'01.312	1.864	0.055	17	160,337	285,0
18	45 J. GAGNE	USA	Red Bull Honda World Superbike Team	Honda CBR1000RR		2'01.324	1.876	0.012	16	160,321	284,2
19	36 L. MERCADO	ARG	Orelac Racing VerdNatura	Kawasaki ZX-10RR	IND	2'01.398	1.950	0.074	12	160,223	283,5
20	99 P. JACOBSEN	USA	TripleM Honda World Superbike Team	Honda CBR1000RR	IND	2'01.796	2.348	0.398	14	159,700	287,2

Qualifying Lap Time (107% of 1'59.448): 2'07.810

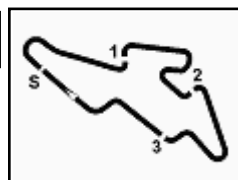
AIR	Humidity:	72%	Temp:	22°C
TRACK	Condition:	Dry	Temp:	33°C

Records	Pole	2012 T.Sykes	1'58.010	164,820	Km/h
	Race (RC2)	2010 C.Crutchlow	1'59.291	163,050	Km/h
	Circuit	2012 T.Sykes	1'58.010	164,820	Km/h

Start 08/06/2018 12:30 End 13:25 The results are provisional until the end of the time limit for protests and appeals and the completion of the technical checks.

These data/results cannot be reproduced, stored and/or transmitted in whole or in part by any manner of electronic, mechanical, photocopying, recording, broadcasting or otherwise now known or herein after developed without the previous express consent by the copyright owner, except for reproduction in daily press and regular printed publications on sale to the public within 60 days of the event related to those data/results and always provided that copyright symbol appears together as follows below.

© DORNA WSBK ORGANIZATION Srl 2018



ACERBIS Czech Round, 8 - 10 June 2018 World Superbike - Results Free Practice 2nd Session

Automotodrom Brno 5.403 m
2 / 2

Session Highlights

Local Time	No. Rider	Description
12.30.00		Start
12.30.08		WorldSBK Pit Intervention Time: 49secs
12.34.00	2 L. CAMIER	Current Lap Cancelled - Exceeded Track Limits - Turn 8
12.41.29	68 Y. HERNANDEZ	Crashed - Turn 5
12.41.56		RED FLAG
12.55.00		Session Restart
13.21.00	22 A. LOWES	Lap Cancelled (1'59.726) - Exceeded Track Limits - Turn 14
13.25.31		End Of Session

Fastest Laps Sequence

No.	Rider	Nat	Team	Bike	Local Time	Time	Gap	Avg
1	J. REA	GBR	Kawasaki Racing Team WorldSBK	Kawasaki ZX-10RR	12:34'05.366	2'00.291		161,698
1	J. REA	GBR	Kawasaki Racing Team WorldSBK	Kawasaki ZX-10RR	12:36'05.141	1'59.775	-0.516	162,394
1	J. REA	GBR	Kawasaki Racing Team WorldSBK	Kawasaki ZX-10RR	12:38'04.823	1'59.682	-0.093	162,521
1	J. REA	GBR	Kawasaki Racing Team WorldSBK	Kawasaki ZX-10RR	13:01'00.766	1'59.472	-0.210	162,806
1	J. REA	GBR	Kawasaki Racing Team WorldSBK	Kawasaki ZX-10RR	13:21'30.719	1'59.448	-0.024	162,839

08/06/2018 Start End The results are provisional until the end of the time limit for protests and appeals
12:30 13:25 and the completion of the technical checks.

These data/results cannot be reproduced, stored and/or transmitted in whole or in part by any manner of electronic, mechanical, photocopying, recording, broadcasting or otherwise now known or herein after developed without the previous express consent by the copyright owner, except for reproduction in daily press and regular printed publications on sale to the public within 60 days of the event related to those data/results and always provided that copyright symbol appears together as follows below.

© DORNA WSBK ORGANIZATION Srl 2018

ACERBIS Czech Round, 8 - 10 June 2018

World Superbike - Best Sectors & Speed Free Practice 2nd Session

Automotodrom Brno 5.403 m

BEST LAP			
1	1 J. REA	Kawasaki ZX-10RR	1'59.448
2	66 T. SYKES	Kawasaki ZX-10RR	1'59.671
3	33 M. MELANDRI	Ducati Panigale R	1'59.795
4	22 A. LOWES	Yamaha YZF R1	1'59.917
5	7 C. DAVIES	Ducati Panigale R	1'59.970
6	32 L. SAVADORI	Aprilia RSV4 RF	2'00.071
7	2 L. CAMIER	Honda CBR1000RR	2'00.227
8	76 L. BAZ	BMW S 1000 RR	2'00.232
9	60 M. VAN DER MARK	Yamaha YZF R1	2'00.243
10	50 E. LAVERTY	Aprilia RSV4 RF	2'00.473
11	21 M. RINALDI	Ducati Panigale R	2'01.008
12	40 R. RAMOS	Kawasaki ZX-10RR	2'01.035
13	12 X. FORES	Ducati Panigale R	2'01.054
14	81 J. TORRES	MV Agusta 1000 F4	2'01.124
15	68 Y. HERNANDEZ	Kawasaki ZX-10RR	2'01.156
16	37 O. JEZEK	Yamaha YZF R1	2'01.257
17	54 T. RAZGATLIOGLU	Kawasaki ZX-10RR	2'01.312
18	45 J. GAGNE	Honda CBR1000RR	2'01.324
19	36 L. MERCADO	Kawasaki ZX-10RR	2'01.398
20	99 P. JACOBSEN	Honda CBR1000RR	2'01.796

SPEED			
1	33 M. MELANDRI	Ducati Panigale R	291,1
2	60 M. VAN DER MARK	Yamaha YZF R1	288,0
3	50 E. LAVERTY	Aprilia RSV4 RF	287,2
4	32 L. SAVADORI	Aprilia RSV4 RF	287,2
5	99 P. JACOBSEN	Honda CBR1000RR	287,2
6	7 C. DAVIES	Ducati Panigale R	286,5
7	22 A. LOWES	Yamaha YZF R1	285,7
8	54 T. RAZGATLIOGLU	Kawasaki ZX-10RR	285,0
9	76 L. BAZ	BMW S 1000 RR	285,0
10	12 X. FORES	Ducati Panigale R	285,0
11	45 J. GAGNE	Honda CBR1000RR	284,2
12	36 L. MERCADO	Kawasaki ZX-10RR	283,5
13	68 Y. HERNANDEZ	Kawasaki ZX-10RR	283,5
14	1 J. REA	Kawasaki ZX-10RR	283,5
15	21 M. RINALDI	Ducati Panigale R	282,7
16	40 R. RAMOS	Kawasaki ZX-10RR	282,0
17	66 T. SYKES	Kawasaki ZX-10RR	282,0
18	81 J. TORRES	MV Agusta 1000 F4	282,0
19	2 L. CAMIER	Honda CBR1000RR	282,0
20	37 O. JEZEK	Yamaha YZF R1	276,9

SEG. 1		SEG. 2		SEG. 3		SEG. 4		
1	1 J. REA	30.538	1	1 J. REA	35.906	1	1 J. REA	19.944
2	66 T. SYKES	30.714	2	66 T. SYKES	35.965	2	22 A. LOWES	19.949
3	22 A. LOWES	30.716	3	22 A. LOWES	36.046	3	60 M. VAN DER MARK	19.959
4	33 M. MELANDRI	30.726	4	32 L. SAVADORI	36.067	4	33 M. MELANDRI	19.963
5	7 C. DAVIES	30.746	5	2 L. CAMIER	36.112	5	50 E. LAVERTY	20.003
6	60 M. VAN DER MARK	30.768	6	7 C. DAVIES	36.123	6	7 C. DAVIES	20.034
7	2 L. CAMIER	30.797	7	33 M. MELANDRI	36.124	7	32 L. SAVADORI	20.040
8	32 L. SAVADORI	30.862	8	60 M. VAN DER MARK	36.159	8	76 L. BAZ	20.073
9	76 L. BAZ	30.869	9	76 L. BAZ	36.203	9	2 L. CAMIER	20.097
10	50 E. LAVERTY	30.910	10	50 E. LAVERTY	36.279	10	40 R. RAMOS	20.109
11	81 J. TORRES	30.986	11	21 M. RINALDI	36.341	11	60 M. VAN DER MARK	20.156
12	12 X. FORES	31.007	12	36 L. MERCADO	36.394	12	21 M. RINALDI	20.187
13	45 J. GAGNE	31.010	13	68 Y. HERNANDEZ	36.420	13	81 J. TORRES	20.189
14	54 T. RAZGATLIOGLU	31.059	14	40 R. RAMOS	36.420	14	54 T. RAZGATLIOGLU	20.205
15	40 R. RAMOS	31.072	15	37 O. JEZEK	36.445	15	68 Y. HERNANDEZ	20.208
16	36 L. MERCADO	31.120	16	54 T. RAZGATLIOGLU	36.459	16	12 X. FORES	20.228
17	68 Y. HERNANDEZ	31.146	17	81 J. TORRES	36.466	17	37 O. JEZEK	20.242
18	37 O. JEZEK	31.160	18	12 X. FORES	36.498	18	45 J. GAGNE	20.256
19	21 M. RINALDI	31.162	19	99 P. JACOBSEN	36.588	19	36 L. MERCADO	20.269
20	99 P. JACOBSEN	31.182	20	45 J. GAGNE	36.607	20	99 P. JACOBSEN	20.297

08/06/2018

These data/results cannot be reproduced, stored and/or transmitted in whole or in part by any manner of electronic, mechanical, photocopying, recording, broadcasting or otherwise now known or herein after developed without the previous express consent by the copyright owner, except for reproduction in daily press and regular printed publications on sale to the public within 60 days of the event related to those data/results and always provided that copyright symbol appears together as follows below.

© DORNA WSBK ORGANIZATION Srl 2018

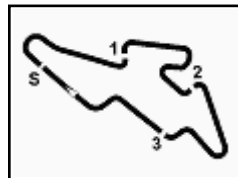
FICR PERUGIA TIMING



Official Tyre Supplier



Official Timekeeper



ACERBIS Czech Round, 8 - 10 June 2018

World Superbike - Ideal Times Free Practice 2nd Session

Automotodrom Brno 5.403 m

No.	Rider	Nat	Bike	Seg. 1	Seg. 2	Seg. 3	Seg. 4	Ideal Time		
				Diff. 1	Diff. 2	Diff. 3	Diff. 4	Best Lap	Pos.	Diff.
1	1 J. REA	GBR	Kawasaki ZX-10RR	30.538	35.906 0.130	32.867 0.009	19.944 0.054	1'59.255	1	0.193
2	22 A. LOWES	GBR	Yamaha YZF R1	30.716 0.182	36.046 0.020	32.912 0.076	19.949 0.016	1'59.623 1'59.917	4	0.294
3	66 T. SYKES	GBR	Kawasaki ZX-10RR	30.714	35.965	32.958	20.034	1'59.671 1'59.671	2	
4	33 M. MELANDRI	ITA	Ducati Panigale R	30.726	36.124	32.982	19.963	1'59.795 1'59.795	3	
5	7 C. DAVIES	GBR	Ducati Panigale R	30.746 0.080	36.123 0.005	33.013	20.003	1'59.885 1'59.970	5	0.085
6	32 L. SAVADORI	ITA	Aprilia RSV4 RF	30.862	36.067	33.041	20.097 0.004	2'00.067 2'00.071	6	0.004
7	60 M. VAN DER MARK	NED	Yamaha YZF R1	30.768 0.076	36.159	33.214 0.064	19.959 0.003	2'00.100 2'00.243	9	0.143
8	2 L. CAMIER	GBR	Honda CBR1000RR	30.797	36.112	33.074	20.208 0.036	2'00.191 2'00.227	7	0.036
9	50 E. LAVERTY	IRL	Aprilia RSV4 RF	30.910 0.228	36.279	32.999	20.040 0.017	2'00.228 2'00.473	10	0.245
10	76 L. BAZ	FRA	BMW S 1000 RR	30.869	36.203	33.051	20.109	2'00.232 2'00.232	8	
11	21 M. RINALDI	ITA	Ducati Panigale R	31.162 0.153	36.341 0.022	33.257	20.073	2'00.833 2'01.008	11	0.175
12	40 R. RAMOS	ESP	Kawasaki ZX-10RR	31.072 0.136	36.420	33.202	20.205	2'00.899 2'01.035	12	0.136
13	81 J. TORRES	ESP	MV Agusta 1000 F4	30.986 0.118	36.466	33.260 0.105	20.189	2'00.901 2'01.124	14	0.223
14	12 X. FORES	ESP	Ducati Panigale R	31.007	36.498	33.332 0.010	20.187 0.020	2'01.024 2'01.054	13	0.030
15	68 Y. HERNANDEZ	COL	Kawasaki ZX-10RR	31.146	36.420	33.330 0.018	20.242	2'01.138 2'01.156	15	0.018
16	54 T. RAZGATLIOGLU	TUR	Kawasaki ZX-10RR	31.059 0.046	36.459 0.012	33.326 0.056	20.297 0.057	2'01.141 2'01.312	17	0.171
17	36 L. MERCADO	ARG	Kawasaki ZX-10RR	31.120	36.394	33.460 0.130	20.228 0.066	2'01.202 2'01.398	19	0.196
18	37 O. JEZEK	CZE	Yamaha YZF R1	31.160 0.048	36.445	33.335	20.269	2'01.209 2'01.257	16	0.048
19	45 J. GAGNE	USA	Honda CBR1000RR	31.010	36.607 0.006	33.441	20.156 0.104	2'01.214 2'01.324	18	0.110
20	99 P. JACOBSEN	USA	Honda CBR1000RR	31.182 0.031	36.588	33.566 0.085	20.256 0.088	2'01.592 2'01.796	20	0.204
Overall Ideal Time				30.538	35.906	32.867	19.944	1'59.255		

08/06/2018

These data/results cannot be reproduced, stored and/or transmitted in whole or in part by any manner of electronic, mechanical, photocopying, recording, broadcasting or otherwise now known or herein after developed without the previous express consent by the copyright owner, except for reproduction in daily press and regular printed publications on sale to the public within 60 days of the event related to those data/results and always provided that copyright symbol appears together as follows below.

© DORNA WSBK ORGANIZATION Srl 2018

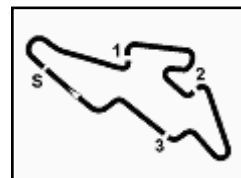
FIAT PERUGIA TIMING



Official Tyre Supplier



Official Timekeeper



ACERBIS Czech Round, 8 - 10 June 2018

World Superbike - Chronological Analysis Free Practice 2nd Session

Automotodrom Brno 5.403 m

1 / 3

1° 1 J. REA (1'59.448)

Lap	Seg.1	Seg.2	Seg.3	Seg.4	Lap Time	km/h	Local Time
1		37.382	33.157	20.071			12:32'05.075
2	31.047	36.247	32.923	20.074	2'00.291	282,7	12:34'05.366
3	30.752	36.106	32.966	19.951	1'59.775	282,7	12:36'05.141
4	30.768	36.058	32.881	19.975	1'59.682	282,0	12:38'04.823
5	30.792	36.079	32.867	19.982	1'59.720	282,0	12:40'04.543
6	31.277	37.577	34.135	25.142	2'08.131CP	279,1	12:42'12.674
7	15'17.977	37.028	33.592	20.023	16'48.620P		12:59'01.294
8	30.729	35.906	32.888	19.949	1'59.472	280,5	13:01'00.766
9	30.786	35.908	32.955	20.002	1'59.651	282,7	13:03'00.412
10	30.885	36.003	33.146	20.001	2'00.035	282,0	13:05'00.452
11	30.680	36.029	32.941	20.080	1'59.730	281,3	13:07'00.182
12	30.759	36.206	33.131	26.703	2'06.799P	280,5	13:09'06.981
13	6'53.776	37.096	33.709	20.111	8'24.692P		13:17'31.673
14	30.650	36.016	32.988	19.944	1'59.598	281,3	13:19'31.271
15	30.538	36.036	32.876	19.998	1'59.448	282,0	13:21'30.719
16	30.646	36.077	32.921	20.026	1'59.670	283,5	13:23'30.389

10	31.117	36.269	33.219	20.156	2'00.761	282,0	13:03'39.018
11	30.968	36.317	33.278	20.198	2'00.761	285,0	13:05'39.779
12	31.032	36.306	33.251	20.168	2'00.757	281,3	13:07'40.536
13	30.878	36.265	33.223	20.083	2'00.449	283,5	13:09'40.985
14	31.660	38.185	35.702	29.154	2'14.701P	281,3	13:11'55.686
15	4'47.920	39.292	34.413	20.265	6'21.890P		13:18'17.576
16	30.739	36.046	32.912	20.029	1'59.726C	282,7	13:20'17.302
17	30.898	36.066	32.988	19.965	1'59.917	284,2	13:22'17.219
18	30.716	36.241	33.138	19.949	2'00.044	285,0	13:24'17.263

5° 7 C. DAVIES (1'59.970)

Lap	Seg.1	Seg.2	Seg.3	Seg.4	Lap Time	km/h	Local Time
1		37.722	33.745	20.337			12:32'54.240
2	31.073	36.221	33.116	20.134	2'00.544	284,2	12:34'54.784
3	30.826	36.128	33.013	20.003	1'59.970	283,5	12:36'54.754
4	30.911	36.145	33.172	20.050	2'00.278	283,5	12:38'55.032
5	30.902	36.143	33.209	20.267	2'00.521	284,2	12:40'55.553
6	31.047	38.903	35.392	31.741	2'17.083CP	282,0	12:43'12.636
7	13'21.631	36.998	33.587	20.411	14'52.627P		12:58'05.263
8	31.215	36.322	33.309	20.262	2'01.108	282,0	13:00'06.371
9	30.956	36.150	33.224	32.906	2'13.236P	283,5	13:02'19.607
10	5'46.398	37.488	33.678	20.217	7'17.781P		13:09'37.388
11	30.948	36.168	33.236	20.148	2'00.500	280,5	13:11'37.888
12	30.746	36.179	33.171	20.180	2'00.276	283,5	13:13'38.164
13	30.795	36.173	33.222	20.134	2'00.324	282,7	13:15'38.488
14	32.035	37.984	34.533	29.138	2'13.690P	286,5	13:17'52.178
15	2'38.578	36.975	33.335	20.177	4'09.065P		13:22'01.243
16	30.748	36.123	33.230	20.060	2'00.161	283,5	13:24'01.404

6° 32 L. SAVADORI (2'00.071)

Lap	Seg.1	Seg.2	Seg.3	Seg.4	Lap Time	km/h	Local Time
1		37.628	33.444	20.454			12:32'08.844
2	31.110	36.584	33.459	20.194	2'01.347	285,7	12:34'10.191
3	31.365	45.352	33.962	20.446	2'11.125	283,5	12:36'21.316
4	30.954	36.313	33.230	20.208	2'00.705	284,2	12:38'22.021
5	30.969	36.326	33.262	20.137	2'00.694	287,2	12:40'22.715
6	31.166	36.490	33.349	29.659	2'10.664CP	282,7	12:42'33.379
7	15'09.770	46.348	34.119	20.521	16'50.758P		12:59'24.137
8	31.093	36.643	33.232	20.124	2'01.092	280,5	13:01'25.229
9	31.005	36.333	33.353	20.303	2'00.994	282,7	13:03'26.223
10	31.066	36.689	33.398	20.418	2'01.571	283,5	13:05'27.794
11	31.084	36.620	34.145	27.624	2'09.473P	282,0	13:07'37.267
12	7'26.130	37.502	33.637	20.207	8'57.476P		13:16'34.743
13	30.862	36.067	33.041	20.101	2'00.071	281,3	13:18'34.814
14	30.897	36.206	33.146	20.097	2'00.346	282,0	13:20'35.160
15	31.086	36.317	33.218	20.163	2'00.784	282,7	13:22'35.944
16	31.052	36.715	33.287	20.229	2'01.283	282,7	13:24'37.227

7° 2 L. CAMIER (2'00.227)

Lap	Seg.1	Seg.2	Seg.3	Seg.4	Lap Time	km/h	Local Time
1		37.834	34.088	21.482			12:32'25.564
2	31.308	36.443	33.171	20.391	2'01.313C	277,6	12:34'26.877
3	30.995	36.396	33.263	20.326	2'00.980	279,1	12:36'27.857
4	30.995	36.218	33.211	20.208	2'00.632	279,8	12:38'28.489
5	30.979	36.761	33.910	27.544	2'09.194P	282,0	12:40'37.683
6	16'13.706	37.422	34.442	20.420	17'45.990P		12:58'23.673
7	31.076	36.367	33.379	20.313	2'01.135	277,6	13:00'24.808
8	31.025	36.386	33.318	20.337	2'01.066	279,1	13:02'25.874
9	31.444	36.488	34.142	29.102	2'11.176P	278,4	13:04'37.050
10	10'25.421	36.933	33.419	20.389	11'56.162P		13:16'33.212
11	30.797	36.112	33.074	20.244	2'00.227	277,6	13:18'33.439
12	30.854	36.360	33.117	20.315	2'00.646	276,9	13:20'34.085
13	30.852	36.213	33.144	20.263	2'00.472	279,1	13:22'34.557
14	30.825	39.029	33.292	20.281	2'03.427	278,4	13:24'37.984

2° 66 T. SYKES (1'59.671)

Lap	Seg.1	Seg.2	Seg.3	Seg.4	Lap Time	km/h	Local Time
1		37.306	34.014	20.506			12:32'59.348
2	31.051	36.109	33.160	20.158	2'00.478	282,0	12:34'59.826
3	31.029	36.150	33.051	20.156	2'00.386	280,5	12:37'00.212
4	31.057	36.038	33.139	20.214	2'00.448	279,8	12:39'00.660
5	32.067	37.548	33.909	26.598	2'10.122P	265,4	12:41'10.782
6	15'08.886	37.451	35.215	20.278	16'41.830P		12:57'52.612
7	30.847	36.178	33.264	20.186	2'00.475	279,8	12:59'53.087
8	31.693	37.898	33.676	20.284	2'03.551	282,0	13:01'56.638
9	30.958	36.195	33.894	27.101	2'08.148P	281,3	13:04'04.786
10	5'56.421	37.001	33.776	20.347	7'27.545P		13:11'32.331
11	30.886	36.359	33.386	20.244	2'00.875	279,8	13:13'33.206
12	31.692	37.501	33.978	26.766	2'09.937P	278,4	13:15'43.143
13	4'24.177	36.565	33.192	20.327	5'54.261P		13:21'37.404
14	30.714	35.965	32.958	20.034	1'59.671	281,3	13:23'37.075

3° 33 M. MELANDRI (1'59.795)

Lap	Seg.1	Seg.2	Seg.3	Seg.4	Lap Time	km/h	Local Time
1		37.656	33.849	20.304			12:32'08.046
2	31.296	36.751	33.335	20.111	2'01.493	289,5	12:34'09.539
3	31.030	36.540	40.404	22.956	2'10.930	288,0	12:36'20.469
4	31.077	36.594	33.426	20.362	2'01.459	288,8	12:38'21.928
5	32.400	37.650	34.117	26.445	2'10.612P	291,1	12:40'32.540
6	15'09.141	38.278	33.767	20.353	16'41.539P		12:57'14.079
7	30.875	36.125	33.133	20.048	2'00.181	287,2	12:59'14.260
8	30.850	36.196	33.188	21.744	2'01.978	288,0	13:01'16.238
9	30.729	39.611	35.130	20.766	2'06.236	288,0	13:03'22.474
10	30.858	36.209	33.215	20.204	2'00.486	287,2	13:05'22.960
11	30.933	39.422	34.396	26.512	2'11.263P	286,5	13:07'34.223
12	10'02.440	37.337	33.481	20.156	11'33.414P		13:19'07.637
13	30.805	36.164	32.988	20.002	1'59.959	286,5	13:21'07.596
14	30.726	36.124	32.982	19.963	1'59.795	287,2	13:23'07.391

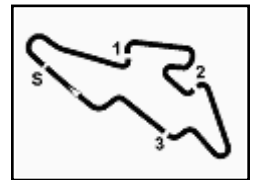
4° 22 A. LOWES (1'59.917)

Lap	Seg.1	Seg.2	Seg.3	Seg.4	Lap Time	km/h	Local Time
1		37.309	34.004	20.127			12:32'07.170
2	31.060	36.451	33.309	20.057	2'00.877	285,7	12:34'08.047
3	30.939	36.263	33.110	20.062	2'00.374	283,5	12:36'08.421
4	30.901	36.326	33.246	19.973	2'00.446	285,0	12:38'08.867
5	30.833	36.092	33.181	20.247	2'00.353	284,2	12:40'09.220
6	31.107	36.479	33.316	32.510	2'13.412CP	284,2	12:42'22.632
7	13'42.024	37.735	34.663	20.358	15'14.780P		12:57'37.412
8	31.005	36.118	33.287	20.113	2'00.523	282,0	12:59'37.935
9	30.941	36.141	33.164	20.076	2'00.322	282,7	13:01'38.257

08/06/2018 P = Pits In/Out - C = Lap Time Cancelled

These data/results cannot be reproduced, stored and/or transmitted in whole or in part by any manner of electronic, mechanical, photocopying, recording, broadcasting or otherwise now known or herein after developed without the previous express consent by the copyright owner, except for reproduction in daily press and regular printed publications on sale to the public within 60 days of the event related to those data/results and always provided that copyright symbol appears together as follows below.

© DORNA WSBK ORGANIZATION Srl 2018



ACERBIS Czech Round, 8 - 10 June 2018

World Superbike - Chronological Analysis Free Practice 2nd Session

Automotodrom Brno 5.403 m

2 / 3

8° 76 L. BAZ (2'00.232)							
Lap	Seg.1	Seg.2	Seg.3	Seg.4	Lap Time	km/h	Local Time
1		37.496	33.183	20.200			12:32'05.516
2	31.021	36.506	33.164	20.322	2'01.013	285,0	12:34'06.529
3	31.090	36.565	33.296	20.225	2'01.176	283,5	12:36'07.705
4	31.363	36.617	33.465	20.342	2'01.787	282,7	12:38'09.492
5	31.193	36.619	33.998	26.685	2'08.495P	283,5	12:40'17.987
6	15'16.459	37.726	34.827	20.518	16'49.530P		12:57'07.517
7	31.066	36.514	33.406	20.227	2'01.213	280,5	12:59'08.730
8	31.116	36.857	33.537	20.315	2'01.825	282,7	13:01'10.555
9	31.224	36.911	33.554	20.339	2'02.028	280,5	13:03'12.583
10	32.987	37.269	33.647	20.332	2'04.235	282,0	13:05'16.818
11	31.272	37.142	33.922	27.284	2'09.620P	280,5	13:07'26.438
12	10'29.958	38.235	34.749	22.195	12'05.137P		13:19'31.575
13	30.869	36.203	33.051	20.109	2'00.232	282,7	13:21'31.807
14	32.242	37.318	34.383	22.030	2'05.973	282,7	13:23'37.780

9° 60 M. VAN DER MARK (2'00.243)							
Lap	Seg.1	Seg.2	Seg.3	Seg.4	Lap Time	km/h	Local Time
1		37.583	33.562	20.272			12:32'08.139
2	31.047	36.410	33.311	20.025	2'00.793	286,5	12:34'08.932
3	30.988	36.324	33.281	20.067	2'00.660	288,0	12:36'09.592
4	30.878	36.254	33.358	20.049	2'00.539	284,2	12:38'10.131
5	30.877	36.666	33.432	20.128	2'01.103	285,7	12:40'11.234
6	30.771	36.396	33.459	20.132	2'00.758C	282,0	12:42'11.992
7	33.825	39.819	34.597	29.828	2'18.069CP	263,4	12:44'30.061
8	11'16.116	36.817	33.407	20.042	12'46.382P		12:57'16.443
9	31.008	36.371	33.343	20.179	2'00.901	283,5	12:59'17.344
10	30.967	36.407	33.417	20.365	2'01.156	283,5	13:01'18.500
11	30.929	36.630	33.621	20.179	2'01.359	282,7	13:03'19.859
12	33.837	36.711	33.984	29.174	2'13.706P	282,0	13:05'33.565
13	7'16.639	37.043	33.598	19.959	8'47.239P		13:14'20.804
14	30.844	36.159	33.278	19.962	2'00.243	282,0	13:16'21.047
15	30.794	36.271	33.291	20.120	2'00.476	280,5	13:18'21.523
16	30.768	36.239	33.214	20.028	2'00.249	280,5	13:20'21.772
17	30.777	36.282	33.294	20.108	2'00.461	281,3	13:22'22.233
18	30.891	36.461	33.253	20.095	2'00.700	282,0	13:24'22.933

10° 50 E. LAVERTY (2'00.473)							
Lap	Seg.1	Seg.2	Seg.3	Seg.4	Lap Time	km/h	Local Time
1		37.222	33.497	20.304			12:32'05.336
2	31.029	36.409	33.195	20.040	2'00.673	287,2	12:34'06.009
3	31.055	36.464	33.242	20.124	2'00.885	285,7	12:36'06.894
4	31.172	36.545	33.235	20.126	2'01.078	285,7	12:38'07.972
5	31.118	36.511	33.234	20.195	2'01.058	285,0	12:40'09.030
6	32.008	36.736	34.589	29.109	2'12.442CP	283,5	12:42'21.472
7	13'50.224	38.553	34.260	20.448	15'23.485P		12:57'44.957
8	31.110	36.346	33.083	20.134	2'00.673	285,0	12:59'45.630
9	30.975	36.285	33.128	20.133	2'00.521	285,7	13:01'46.151
10	31.112	36.456	33.432	20.131	2'01.131	285,7	13:03'47.282
11	33.068	36.907	34.009	27.275	2'11.259P	285,0	13:05'58.541
12	8'55.605	37.320	34.037	20.427	10'27.389P		13:16'25.930
13	30.910	36.342	33.324	20.220	2'00.796	284,2	13:18'26.726
14	30.935	36.568	33.273	20.140	2'00.916	284,2	13:20'27.642
15	33.996	38.229	38.212	20.953	2'11.390	282,0	13:22'39.032
16	31.138	36.279	32.999	20.057	2'00.473	285,0	13:24'39.505

11° 21 M. RINALDI (2'01.008)							
Lap	Seg.1	Seg.2	Seg.3	Seg.4	Lap Time	km/h	Local Time
1		37.744	33.948	20.486			12:32'40.586
2	32.188	36.839	33.692	20.567	2'03.286	280,5	12:34'43.872
3	31.730	36.603	33.435	20.408	2'02.176	278,4	12:36'46.048
4	31.538	36.424	33.410	20.333	2'01.705	280,5	12:38'47.753

5	31.431	36.740	35.297	30.073	2'13.541P	279,8	12:41'01.294
6	15'05.959	38.350	33.904	20.588	16'38.801P		12:57'40.095
7	31.424	36.704	33.422	20.250	2'01.800	281,3	12:59'41.895
8	31.162	36.489	33.528	20.228	2'01.407	282,7	13:01'43.302
9	31.211	36.593	33.641	30.059	2'11.504P	279,8	13:03'54.806
10	6'15.321	36.935	33.607	20.321	7'46.184P		13:11'40.990
11	31.185	36.400	33.397	20.279	2'01.261	281,3	13:13'42.251
12	31.253	36.439	33.537	20.297	2'01.526	282,0	13:15'43.777
13	31.403	36.534	33.513	20.264	2'01.714	280,5	13:17'45.491
14	31.250	36.341	33.432	20.221	2'01.244	280,5	13:19'46.735
15	31.404	36.446	33.433	20.252	2'01.535	279,1	13:21'48.270
16	31.315	36.363	33.257	20.073	2'01.008	280,5	13:23'49.278

12° 40 R. RAMOS (2'01.035)							
Lap	Seg.1	Seg.2	Seg.3	Seg.4	Lap Time	km/h	Local Time
1		37.732	33.711	20.594			12:32'10.059
2	31.541	36.586	33.601	20.303	2'02.031	282,0	12:34'12.090
3	31.072	36.748	33.622	20.860	2'02.302	282,0	12:36'14.392
4	39.131	45.843	39.723	30.617	2'35.314P	255,9	12:38'49.706
5	16'46.435	37.057	33.968	20.541	18'18.001P		12:57'07.707
6	31.374	36.697	33.453	20.263	2'01.787	280,5	12:59'09.494
7	31.221	36.733	33.520	20.484	2'01.958	279,1	13:01'11.452
8	31.191	36.634	33.669	20.322	2'01.816	278,4	13:03'13.268
9	31.497	36.624	33.667	20.386	2'02.174	279,1	13:05'15.442
10	32.868	37.225	34.030	27.121	2'11.244P	276,9	13:07'26.686
11	7'42.745	36.943	33.535	20.388	9'13.611P		13:16'40.297
12	31.303	36.634	33.362	20.370	2'01.669	278,4	13:18'41.966
13	31.132	36.458	33.265	20.228	2'01.083	276,9	13:20'43.049
14	31.208	36.420	33.202	20.205	2'01.035	276,9	13:22'44.084
15	31.290	37.010	33.396	20.307	2'02.003	279,1	13:24'46.087

13° 12 X. FORES (2'01.054)							
Lap	Seg.1	Seg.2	Seg.3	Seg.4	Lap Time	km/h	Local Time
1		37.242	33.516	20.780			12:32'06.967
2	31.181	36.550	33.771	20.250	2'01.752	282,7	12:34'08.719
3	31.373	36.773	35.145	28.877	2'12.168P	285,0	12:36'20.887
4	19'27.296	37.156	33.623	20.403	20'58.478P		12:57'19.365
5	31.486	36.813	33.460	29.375	2'11.134P	283,5	12:59'30.499
6	5'21.038	36.972	33.628	20.364	6'52.002P		13:06'22.501
7	31.225	36.637	33.513	20.289	2'01.664	280,5	13:08'24.165
8	31.160	36.547	33.431	20.310	2'01.448	281,3	13:10'25.613
9	31.210	36.662	33.960	29.409	2'11.241P	279,8	13:12'36.854
10	6'03.378	36.903	34.738	22.089	7'37.108P		13:20'13.962
11	31.139	36.574	33.332	20.187	2'01.232	283,5	13:22'15.194
12	31.007	36.498	33.342	20.207	2'01.054	283,5	13:24'16.248

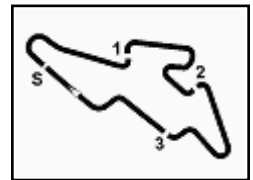
14° 81 J. TORRES (2'01.124)							
Lap	Seg.1	Seg.2	Seg.3	Seg.4	Lap Time	km/h	Local Time
1		37.437	33.743	20.508			12:32'14.469
2	31.052	36.537	33.376	20.271	2'01.236	279,1	12:34'15.705
3	32.188	36.817	33.700	20.388	2'03.093	279,8	12:36'18.798
4	31.192	36.586	33.260	20.242	2'01.280	279,1	12:38'20.078
5	30.986	36.621	33.383	20.365	2'01.355	282,0	12:40'21.433
6	31.146	36.775	33.407	28.877	2'10.205CP	276,2	12:42'31.638
7	13'03.394	37.481	33.795	20.463	14'35.133P		12:57'06.771
8	31.186	36.678	33.615	20.250	2'01.729	276,9	12:59'08.500
9	31.590	37.098	34.101	28.550	2'11.339P	279,1	13:01'19.839
10	4'56.821	37.246	34.143	20.444	6'28.654P		13:07'48.493
11	31.012	36.725	33.613	20.291	2'01.641	277,6	13:09'50.134
12	31.022	36.564	33.468	20.333	2'01.387	278,4	13:11'51.521
13	31.824	37.304	34.000	26.586	2'09.714P	278,4	13:14'01.235
14	4'39.723	37.236	33.972	20.487	6'11.418P		13:20'12.653
15	31.104	36.466	33.365	20.189	2'01.124	278,4	13:22'13.777
16	31.006	36.689	33.315	20.371	2'01.381	278,4	13:24'15.158

08/06/2018 P = Pits In/Out - C = Lap Time Cancelled

These data/results cannot be reproduced, stored and/or transmitted in whole or in part by any manner of electronic, mechanical, photocopying, recording, broadcasting or otherwise now known or herein after developed without the previous express consent by the copyright owner, except for reproduction in daily press and regular printed publications on sale to the public within 60 days of the event related to those data/results and always provided that copyright symbol appears together as follows below.

© DORNA WSBK ORGANIZATION Srl 2018





ACERBIS Czech Round, 8 - 10 June 2018 World Superbike - Chronological Analysis Free Practice 2nd Session

Automotodrom Brno 5.403 m

3 / 3

15° 68 Y. HERNANDEZ (2'01.156)							
Lap	Seg.1	Seg.2	Seg.3	Seg.4	Lap Time	km/h	Local Time
1		38.004	33.649	20.439			12:32'09.373
2	31.444	36.870	33.387	20.335	2'02.036	283,5	12:34'11.409
3	31.239	36.632	33.484	20.375	2'01.730	279,8	12:36'13.139
4	31.146	36.420	33.348	20.242	2'01.156	279,8	12:38'14.295
5	31.283	37.977	33.330	20.348	2'02.938	282,0	12:40'17.233

16° 37 O. JEZEK (2'01.257)							
Lap	Seg.1	Seg.2	Seg.3	Seg.4	Lap Time	km/h	Local Time
1		38.254	34.028	20.444			12:32'10.602
2	31.803	36.895	33.757	20.629	2'03.084	266,7	12:34'13.686
3	31.433	36.939	33.829	20.535	2'02.736	275,5	12:36'16.422
4	31.513	36.949	34.084	20.509	2'03.055	274,1	12:38'19.477
5	31.892	37.061	35.772	27.716	2'12.441P	272,7	12:40'31.918
6	15'14.796	37.412	33.700	20.497	16'46.405P		12:57'18.323
7	31.242	36.569	33.619	20.425	2'01.855	276,2	12:59'20.178
8	31.265	36.735	33.635	20.428	2'02.063	276,9	13:01'22.241
9	31.270	36.737	33.765	20.516	2'02.288	276,2	13:03'24.529
10	31.658	37.519	36.512	27.186	2'12.875P	274,1	13:05'37.404
11	8'22.952	39.033	35.134	22.838	9'59.957P		13:15'37.361
12	31.160	36.568	35.109	20.404	2'03.241	272,7	13:17'40.602
13	31.208	36.445	33.335	20.269	2'01.257	274,1	13:19'41.859
14	31.183	40.341	35.119	20.485	2'07.128	273,4	13:21'48.987
15	31.251	36.613	33.475	20.357	2'01.696	275,5	13:23'50.683

17° 54 T. RAZGATLIOGLU (2'01.312)							
Lap	Seg.1	Seg.2	Seg.3	Seg.4	Lap Time	km/h	Local Time
1		37.809	33.654	20.325			12:32'09.537
2	31.240	36.551	33.622	20.585	2'01.998	282,7	12:34'11.535
3	31.266	36.668	33.955	20.349	2'02.238	285,0	12:36'13.773
4	31.197	36.459	33.326	20.460	2'01.442	279,8	12:38'15.215
5	31.105	36.471	33.382	20.354	2'01.312	281,3	12:40'16.527
6	31.310	38.532	33.624	31.006	2'14.472CP	276,9	12:42'30.999
7	13'24.122	40.576	36.409	20.873	15'01.980P		12:57'32.979
8	31.930	37.443	36.921	20.429	2'06.723	274,1	12:59'39.702
9	33.499	38.205	35.228	27.456	2'14.388P	280,5	13:01'54.090
10	4'47.418	37.985	34.128	20.493	6'20.024P		13:08'14.114
11	31.413	36.835	33.554	20.387	2'02.189	276,9	13:10'16.303
12	32.626	45.803	35.742	22.378	2'16.549	276,9	13:12'32.852
13	31.566	36.653	33.635	21.070	2'02.924	275,5	13:14'35.776
14	31.226	36.610	33.561	20.302	2'01.699	277,6	13:16'37.475
15	31.223	36.568	33.666	20.456	2'01.913	279,1	13:18'39.388
16	31.188	36.662	33.528	20.313	2'01.691	278,4	13:20'41.079
17	31.242	36.502	33.444	20.297	2'01.485	277,6	13:22'42.564
18	31.059	36.740	33.420	20.344	2'01.563	279,8	13:24'44.127

18° 45 J. GAGNE (2'01.324)							
Lap	Seg.1	Seg.2	Seg.3	Seg.4	Lap Time	km/h	Local Time
1		38.174	33.868	20.358			12:32'10.613
2	31.349	36.607	33.587	20.156	2'01.699	282,0	12:34'12.312
3	31.178	36.771	33.671	20.440	2'02.060	283,5	12:36'14.372
4	31.287	36.653	33.653	20.276	2'01.869	284,2	12:38'16.241
5	31.010	36.613	33.441	20.260	2'01.324	284,2	12:40'17.565
6	31.167	37.006	33.805	29.811	2'11.789CP	283,5	12:42'29.354
7	14'16.205	37.689	34.001	20.503	15'48.398P		12:58'17.752
8	31.517	36.983	33.841	20.192	2'02.533	282,0	13:00'20.285
9	31.187	36.735	33.669	20.305	2'01.896	283,5	13:02'22.181
10	31.285	36.870	33.679	20.458	2'02.292	283,5	13:04'24.473
11	31.518	37.541	34.020	29.136	2'12.215P	279,8	13:06'36.688
12	6'40.787	37.689	34.128	20.509	8'13.113P		13:14'49.801
13	31.315	36.789	33.692	20.424	2'02.220	281,3	13:16'52.021
14	31.182	36.743	33.676	20.266	2'01.867	282,7	13:18'53.888

15	31.242	36.905	33.650	20.292	2'02.089	282,0	13:20'55.977
16	31.232	36.849	33.672	20.375	2'02.128	281,3	13:22'58.105
17	31.170	36.798	33.642	20.282	2'01.892	282,7	13:24'59.997

19° 36 L. MERCADO (2'01.398)							
Lap	Seg.1	Seg.2	Seg.3	Seg.4	Lap Time	km/h	Local Time
1		37.712	33.996	20.405			12:32'08.537
2	31.172	36.548	33.460	20.328	2'01.508	283,5	12:34'10.045
3	31.127	36.556	33.769	20.310	2'01.762	283,5	12:36'11.807
4	31.260	36.602	33.765	20.281	2'01.908	280,5	12:38'13.715
5	34.739	44.146	33.866	27.559	2'20.310P	279,8	12:40'34.025
6	15'12.328	37.217	33.629	20.596	16'43.770P		12:57'17.795
7	31.120	36.394	33.590	20.294	2'01.398	279,8	12:59'19.193
8	31.270	36.678	33.922	20.228	2'02.098	280,5	13:01'21.291
9	32.806	37.605	34.086	26.932	2'11.429P	279,1	13:03'32.720
10	10'49.152	37.356	33.760	21.183	12'21.451P		13:15'54.171
11	31.249	36.669	33.661	20.279	2'01.858	278,4	13:17'56.029
12	31.278	36.773	33.742	20.345	2'02.138	278,4	13:19'58.167
13	33.412	37.242	33.716	25.950	2'10.320P	277,6	13:22'08.487

20° 99 P. JACOBSEN (2'01.796)							
Lap	Seg.1	Seg.2	Seg.3	Seg.4	Lap Time	km/h	Local Time
1		38.086	34.171	20.797			12:34'22.371
2	31.790	36.985	33.840	20.293	2'02.908	285,0	12:36'25.279
3	31.526	36.919	33.653	20.285	2'02.383	285,0	12:38'27.662
4	31.433	36.968	33.690	20.392	2'02.483	286,5	12:40'30.145
5	31.288	36.935	34.390	33.077	2'15.690CP	282,7	12:42'45.835
6	12'51.075	37.487	33.918	20.376	14'22.856P		12:57'08.691
7	31.468	36.672	33.566	20.256	2'01.962	287,2	12:59'10.653
8	31.213	36.588	33.651	20.344	2'01.796	287,2	13:01'12.449
9	32.006	37.696	34.655	20.564	2'04.921	286,5	13:03'17.370
10	31.285	37.740	34.810	28.902	2'12.737P	285,0	13:05'30.107
11	8'45.407	37.589	34.648	20.534	10'18.178P		13:15'48.285
12	31.182	36.866	33.619	20.463	2'02.130	284,2	13:17'50.415
13	31.248	36.909	34.721	20.382	2'03.260	285,0	13:19'53.675
14	31.421	36.821	33.702	20.470	2'02.414	286,5	13:21'56.089
15	33.224	41.657	35.410	20.938	2'11.229	285,7	13:24'07.318

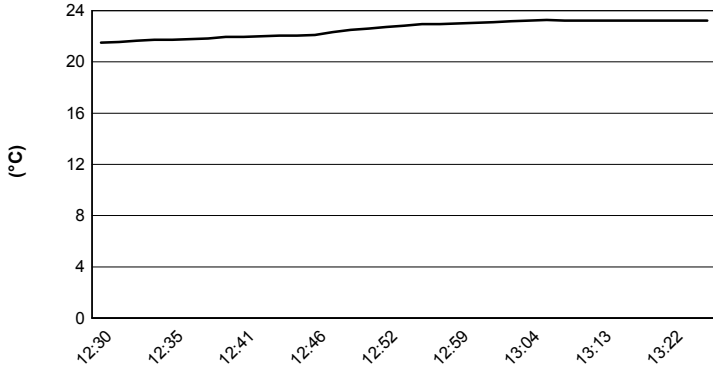
08/06/2018 P = Pits In/Out - C = Lap Time Cancelled

These data/results cannot be reproduced, stored and/or transmitted in whole or in part by any manner of electronic, mechanical, photocopying, recording, broadcasting or otherwise now known or herein after developed without the previous express consent by the copyright owner, except for reproduction in daily press and regular printed publications on sale to the public within 60 days of the event related to those data/results and always provided that copyright symbol appears together as follows below.

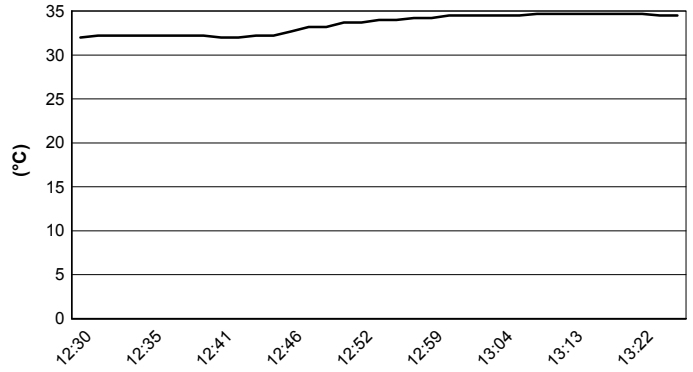
© DORNA WSBK ORGANIZATION Srl 2018

ACERBIS Czech Round, 8 - 10 June 2018
World Superbike - Weather Report Free Practice 2nd Session
 Session started 12:30 - Session ended 13:25

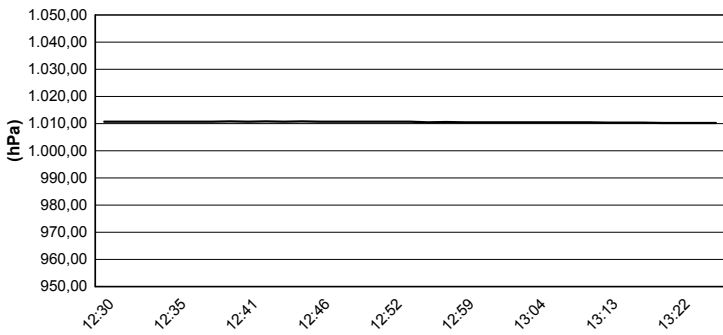
Air Temperature



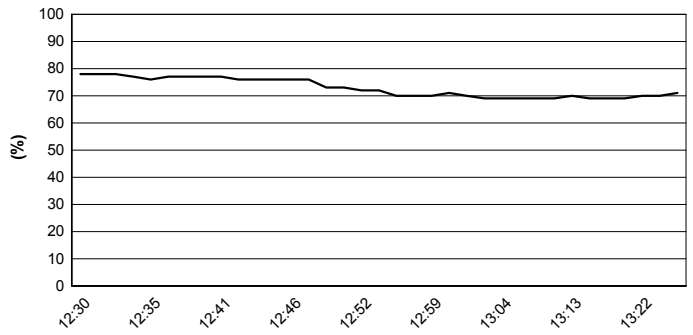
Track Temperature



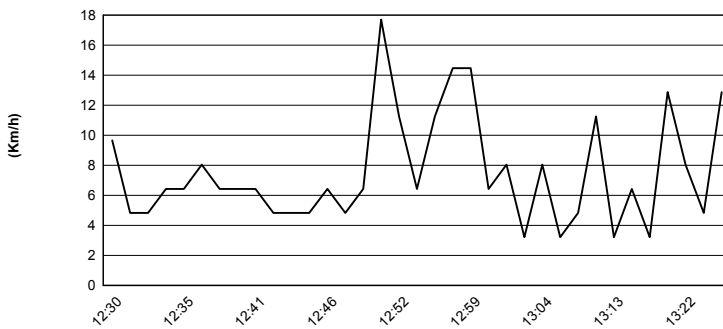
Air Pressure



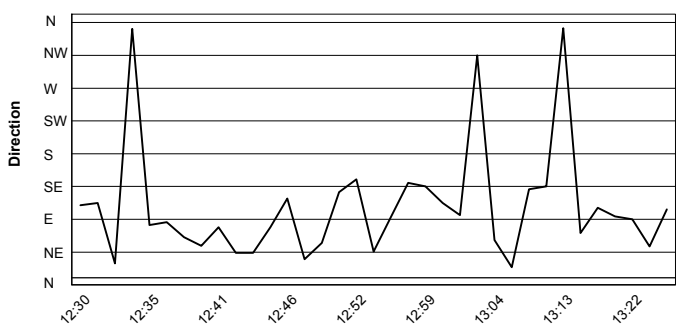
Humidity



Wind Speed



Wind Direction



08/06/2018

These data/results cannot be reproduced, stored and/or transmitted in whole or in part by any manner of electronic, mechanical, photocopying, recording, broadcasting or otherwise now known or herein after developed without the previous express consent by the copyright owner, except for reproduction in daily press and regular printed publications on sale to the public within 60 days of the event related to those data/results and always provided that copyright symbol appears together as follows below.

© DORNA WSBK ORGANIZATION Srl 2018