

ACERBIS Czech Round, 8 - 10 June 2018

World Superbike - Results Free Practice 4th Session

Automotodrom Brno 5.403 m

1 / 2

No.	Rider	Nat	Team	Bike	Class	Time	Gap	Rel.	Laps	Speed	
										Avg	Max
1	22 A. LOWES	GBR	Pata Yamaha Official WorldSBK Team	Yamaha YZF R1		1'59.255			9	163,103	287,2
2	1 J. REA	GBR	Kawasaki Racing Team WorldSBK	Kawasaki ZX-10RR		1'59.265	0.010	0.010	8	163,089	285,0
3	66 T. SYKES	GBR	Kawasaki Racing Team WorldSBK	Kawasaki ZX-10RR		1'59.398	0.143	0.133	9	162,907	282,7
4	33 M. MELANDRI	ITA	Aruba.it Racing - Ducati	Ducati Panigale R		1'59.528	0.273	0.130	9	162,730	289,5
5	21 M. RINALDI	ITA	Aruba.it Racing - Junior Team	Ducati Panigale R	IND	1'59.722	0.467	0.194	7	162,466	287,2
6	60 M. VAN DER MARK	NED	Pata Yamaha Official WorldSBK Team	Yamaha YZF R1		1'59.853	0.598	0.131	9	162,289	288,0
7	7 C. DAVIES	GBR	Aruba.it Racing - Ducati	Ducati Panigale R		1'59.871	0.616	0.018	9	162,264	288,8
8	2 L. CAMIER	GBR	Red Bull Honda World Superbike Team	Honda CBR1000RR		2'00.224	0.969	0.353	9	161,788	282,7
9	50 E. LAVERTY	IRL	Milwaukee Aprilia	Aprilia RSV4 RF		2'00.282	1.027	0.058	7	161,710	287,2
10	54 T. RAZGATLIOGLU	TUR	Kawasaki Puccetti Racing	Kawasaki ZX-10RR	IND	2'00.378	1.123	0.096	8	161,581	282,7
11	32 L. SAVADORI	ITA	Milwaukee Aprilia	Aprilia RSV4 RF		2'00.419	1.164	0.041	8	161,526	287,2
12	12 X. FORES	ESP	Barni Racing Team	Ducati Panigale R	IND	2'00.556	1.301	0.137	7	161,342	287,2
13	76 L. BAZ	FRA	GULF ALTHEA BMW Racing Team	BMW S 1000 RR		2'00.570	1.315	0.014	9	161,324	286,5
14	40 R. RAMOS	ESP	Team GoEleven Kawasaki	Kawasaki ZX-10RR	IND	2'00.790	1.535	0.220	9	161,030	284,2
15	81 J. TORRES	ESP	MV Agusta Reparto Corse	MV Agusta 1000 F4		2'00.882	1.627	0.092	8	160,907	280,5
16	68 Y. HERNANDEZ	COL	Team Pedercini Racing	Kawasaki ZX-10RR	IND	2'00.924	1.669	0.042	7	160,851	281,3
17	36 L. MERCADO	ARG	Orelac Racing VerdNatura	Kawasaki ZX-10RR	IND	2'00.943	1.688	0.019	6	160,826	285,7
18	45 J. GAGNE	USA	Red Bull Honda World Superbike Team	Honda CBR1000RR		2'01.052	1.797	0.109	9	160,681	288,0
19	37 O. JEZEK	CZE	Guandalini Racing	Yamaha YZF R1	IND	2'01.533	2.278	0.481	7	160,045	276,2
20	99 P. JACOBSEN	USA	TripleM Honda World Superbike Team	Honda CBR1000RR	IND	2'01.769	2.514	0.236	5	159,735	288,0

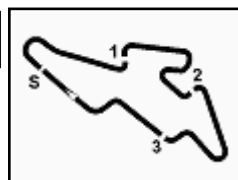
AIR	Humidity:	80%	Temp:	19°C
TRACK	Condition:	Dry	Temp:	23°C

Records	Pole	2012	T.Sykes	1'58.010	164,820	Km/h
	Race (RC2)	2010	C.Crutchlow	1'59.291	163,050	Km/h
	Circuit	2012	T.Sykes	1'58.010	164,820	Km/h

Start 09/06/2018 08:45 End 09:07 The results are provisional until the end of the time limit for protests and appeals and the completion of the technical checks.

These data/results cannot be reproduced, stored and/or transmitted in whole or in part by any manner of electronic, mechanical, photocopying, recording, broadcasting or otherwise now known or herein after developed without the previous express consent by the copyright owner, except for reproduction in daily press and regular printed publications on sale to the public within 60 days of the event related to those data/results and always provided that copyright symbol appears together as follows below.

© DORNA WSBK ORGANIZATION Srl 2018



ACERBIS Czech Round, 8 - 10 June 2018 World Superbike - Results Free Practice 4th Session

Session Highlights

Local Time	No. Rider	Description
08.45.00		Start
08.47.36		WorldSBK Pit Intervention Time: 49secs
09.07.42		End Of Session
09.09.04	36 L. MERCADO	Lap Cancelled (2'01.008) - Exceeded Track Limits - Turn 14

Fastest Laps Sequence

No.	Rider	Nat	Team	Bike	Local Time	Time	Gap	Avg
50	E. LAVERTY	IRL	Milwaukee Aprilia	Aprilia RSV4 RF	08:49'13.611	2'01.958		159,488
76	L. BAZ	FRA	GULF ALTHEA BMW Racing Team	BMW S 1000 RR	08:49'14.133	2'01.791	-0.167	159,706
60	M. VAN DER MARK	NED	Pata Yamaha Official WorldSBK Team	Yamaha YZF R1	08:49'15.706	2'00.791	-1.000	161,029
40	R. RAMOS	ESP	Team GoEleven Kawasaki	Kawasaki ZX-10RR	08:51'15.169	2'00.790	-0.001	161,030
60	M. VAN DER MARK	NED	Pata Yamaha Official WorldSBK Team	Yamaha YZF R1	08:51'15.644	1'59.938	-0.852	162,174
33	M. MELANDRI	ITA	Aruba.it Racing - Ducati	Ducati Panigale R	08:51'29.143	1'59.690	-0.248	162,510
22	A. LOWES	GBR	Pata Yamaha Official WorldSBK Team	Yamaha YZF R1	08:52'19.139	1'59.522	-0.168	162,738
1	J. REA	GBR	Kawasaki Racing Team WorldSBK	Kawasaki ZX-10RR	08:54'05.008	1'59.265	-0.257	163,089
22	A. LOWES	GBR	Pata Yamaha Official WorldSBK Team	Yamaha YZF R1	08:56'17.871	1'59.255	-0.010	163,103

Start End The results are provisional until the end of the time limit for protests and appeals
09/06/2018 08:45 09:07 and the completion of the technical checks.

These data/results cannot be reproduced, stored and/or transmitted in whole or in part by any manner of electronic, mechanical, photocopying, recording, broadcasting or otherwise now known or herein after developed without the previous express consent by the copyright owner, except for reproduction in daily press and regular printed publications on sale to the public within 60 days of the event related to those data/results and always provided that copyright symbol appears together as follows below.

© DORNA WSBK ORGANIZATION Srl 2018



ACERBIS Czech Round, 8 - 10 June 2018

World Superbike - Best Sectors & Speed Free Practice 4th Session

Automotodrom Brno 5.403 m

BEST LAP			
1	22 A. LOWES	Yamaha YZF R1	1'59.255
2	1 J. REA	Kawasaki ZX-10RR	1'59.265
3	66 T. SYKES	Kawasaki ZX-10RR	1'59.398
4	33 M. MELANDRI	Ducati Panigale R	1'59.528
5	21 M. RINALDI	Ducati Panigale R	1'59.722
6	60 M. VAN DER MARK	Yamaha YZF R1	1'59.853
7	7 C. DAVIES	Ducati Panigale R	1'59.871
8	2 L. CAMIER	Honda CBR1000RR	2'00.224
9	50 E. LAVERTY	Aprilia RSV4 RF	2'00.282
10	54 T. RAZGATLIOGLU	Kawasaki ZX-10RR	2'00.378
11	32 L. SAVADORI	Aprilia RSV4 RF	2'00.419
12	12 X. FORES	Ducati Panigale R	2'00.556
13	76 L. BAZ	BMW S 1000 RR	2'00.570
14	40 R. RAMOS	Kawasaki ZX-10RR	2'00.790
15	81 J. TORRES	MV Agusta 1000 F4	2'00.882
16	68 Y. HERNANDEZ	Kawasaki ZX-10RR	2'00.924
17	36 L. MERCADO	Kawasaki ZX-10RR	2'00.943
18	45 J. GAGNE	Honda CBR1000RR	2'01.052
19	37 O. JEZEK	Yamaha YZF R1	2'01.533
20	99 P. JACOBSEN	Honda CBR1000RR	2'01.769

SPEED			
1	33 M. MELANDRI	Ducati Panigale R	289,5
2	7 C. DAVIES	Ducati Panigale R	288,8
3	45 J. GAGNE	Honda CBR1000RR	288,0
4	60 M. VAN DER MARK	Yamaha YZF R1	288,0
5	99 P. JACOBSEN	Honda CBR1000RR	288,0
6	50 E. LAVERTY	Aprilia RSV4 RF	287,2
7	12 X. FORES	Ducati Panigale R	287,2
8	21 M. RINALDI	Ducati Panigale R	287,2
9	22 A. LOWES	Yamaha YZF R1	287,2
10	32 L. SAVADORI	Aprilia RSV4 RF	287,2
11	76 L. BAZ	BMW S 1000 RR	286,5
12	36 L. MERCADO	Kawasaki ZX-10RR	285,7
13	1 J. REA	Kawasaki ZX-10RR	285,0
14	40 R. RAMOS	Kawasaki ZX-10RR	284,2
15	2 L. CAMIER	Honda CBR1000RR	282,7
16	54 T. RAZGATLIOGLU	Kawasaki ZX-10RR	282,7
17	66 T. SYKES	Kawasaki ZX-10RR	282,7
18	68 Y. HERNANDEZ	Kawasaki ZX-10RR	281,3
19	81 J. TORRES	MV Agusta 1000 F4	280,5
20	37 O. JEZEK	Yamaha YZF R1	276,2

SEG. 1		
1	1 J. REA	30.479
2	66 T. SYKES	30.500
3	60 M. VAN DER MARK	30.507
4	22 A. LOWES	30.524
5	33 M. MELANDRI	30.590
6	7 C. DAVIES	30.599
7	2 L. CAMIER	30.698
8	21 M. RINALDI	30.733
9	12 X. FORES	30.793
10	32 L. SAVADORI	30.802
11	45 J. GAGNE	30.826
12	81 J. TORRES	30.846
13	50 E. LAVERTY	30.856
14	54 T. RAZGATLIOGLU	30.873
15	76 L. BAZ	30.883
16	40 R. RAMOS	30.903
17	37 O. JEZEK	30.948
18	36 L. MERCADO	30.954
19	68 Y. HERNANDEZ	30.981
20	99 P. JACOBSEN	30.988

SEG. 2		
1	22 A. LOWES	35.682
2	1 J. REA	35.916
3	33 M. MELANDRI	35.916
4	66 T. SYKES	35.977
5	21 M. RINALDI	35.994
6	7 C. DAVIES	35.995
7	60 M. VAN DER MARK	36.104
8	2 L. CAMIER	36.125
9	50 E. LAVERTY	36.139
10	54 T. RAZGATLIOGLU	36.149
11	32 L. SAVADORI	36.212
12	81 J. TORRES	36.227
13	12 X. FORES	36.231
14	76 L. BAZ	36.250
15	40 R. RAMOS	36.309
16	45 J. GAGNE	36.320
17	36 L. MERCADO	36.322
18	68 Y. HERNANDEZ	36.389
19	37 O. JEZEK	36.455
20	99 P. JACOBSEN	36.823

SEG. 3		
1	1 J. REA	32.808
2	66 T. SYKES	32.895
3	22 A. LOWES	32.946
4	33 M. MELANDRI	32.959
5	21 M. RINALDI	33.020
6	7 C. DAVIES	33.060
7	60 M. VAN DER MARK	33.078
8	50 E. LAVERTY	33.104
9	2 L. CAMIER	33.124
10	32 L. SAVADORI	33.124
11	54 T. RAZGATLIOGLU	33.154
12	40 R. RAMOS	33.172
13	76 L. BAZ	33.231
14	12 X. FORES	33.242
15	68 Y. HERNANDEZ	33.254
16	81 J. TORRES	33.320
17	45 J. GAGNE	33.322
18	36 L. MERCADO	33.424
19	37 O. JEZEK	33.463
20	99 P. JACOBSEN	33.505

SEG. 4		
1	1 J. REA	19.964
2	21 M. RINALDI	19.965
3	60 M. VAN DER MARK	19.970
4	33 M. MELANDRI	19.993
5	66 T. SYKES	20.022
6	22 A. LOWES	20.035
7	7 C. DAVIES	20.071
8	40 R. RAMOS	20.132
9	50 E. LAVERTY	20.164
10	36 L. MERCADO	20.173
11	76 L. BAZ	20.182
12	2 L. CAMIER	20.189
13	54 T. RAZGATLIOGLU	20.196
14	32 L. SAVADORI	20.202
15	45 J. GAGNE	20.220
16	81 J. TORRES	20.256
17	12 X. FORES	20.273
18	68 Y. HERNANDEZ	20.300
19	99 P. JACOBSEN	20.311
20	37 O. JEZEK	20.434

09/06/2018

These data/results cannot be reproduced, stored and/or transmitted in whole or in part by any manner of electronic, mechanical, photocopying, recording, broadcasting or otherwise now known or herein after developed without the previous express consent by the copyright owner, except for reproduction in daily press and regular printed publications on sale to the public within 60 days of the event related to those data/results and always provided that copyright symbol appears together as follows below.

© DORNA WSBK ORGANIZATION Srl 2018

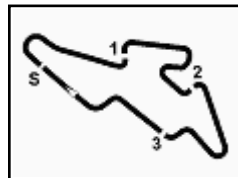
FICR PERUGIA TIMING



Official Tyre Supplier



Official Timekeeper



ACERBIS Czech Round, 8 - 10 June 2018

World Superbike - Ideal Times Free Practice 4th Session

Automotodrom Brno 5.403 m

No.	Rider	Nat	Bike	Seg. 1	Seg. 2	Seg. 3	Seg. 4	Ideal Time		
				Diff. 1	Diff. 2	Diff. 3	Diff. 4	Best Lap	Pos.	Diff.
1	1 J. REA	GBR	Kawasaki ZX-10RR	30.479 0.079	35.916	32.808	19.964 0.019	1'59.167 1'59.265	2	0.098
2	22 A. LOWES	GBR	Yamaha YZF R1	30.524 0.060	35.682	32.946	20.035 0.008	1'59.187 1'59.255	1	0.068
3	66 T. SYKES	GBR	Kawasaki ZX-10RR	30.500	35.977	32.895 0.004	20.022	1'59.394 1'59.398	3	0.004
4	33 M. MELANDRI	ITA	Ducati Panigale R	30.590 0.011	35.916 0.059	32.959	19.993	1'59.458 1'59.528	4	0.070
5	60 M. VAN DER MARK	NED	Yamaha YZF R1	30.507 0.027	36.104 0.028	33.078 0.055	19.970 0.084	1'59.659 1'59.853	6	0.194
6	21 M. RINALDI	ITA	Ducati Panigale R	30.733	35.994	33.020	19.965 0.010	1'59.712 1'59.722	5	0.010
7	7 C. DAVIES	GBR	Ducati Panigale R	30.599 0.029	35.995 0.098	33.060	20.071 0.019	1'59.725 1'59.871	7	0.146
8	2 L. CAMIER	GBR	Honda CBR1000RR	30.698 0.074	36.125 0.014	33.124	20.189	2'00.136 2'00.224	8	0.088
9	50 E. LAVERTY	IRL	Aprilia RSV4 RF	30.856	36.139	33.104 0.019	20.164	2'00.263 2'00.282	9	0.019
10	32 L. SAVADORI	ITA	Aprilia RSV4 RF	30.802 0.047	36.212	33.124 0.001	20.202 0.031	2'00.340 2'00.419	11	0.079
11	54 T. RAZGATLIOGLU	TUR	Kawasaki ZX-10RR	30.873	36.149	33.154	20.196 0.006	2'00.372 2'00.378	10	0.006
12	40 R. RAMOS	ESP	Kawasaki ZX-10RR	30.903 0.132	36.309 0.057	33.172 0.025	20.132 0.060	2'00.516 2'00.790	14	0.274
13	12 X. FORES	ESP	Ducati Panigale R	30.793	36.231 0.017	33.242	20.273	2'00.539 2'00.556	12	0.017
14	76 L. BAZ	FRA	BMW S 1000 RR	30.883 0.009	36.250 0.010	33.231 0.005	20.182	2'00.546 2'00.570	13	0.024
15	81 J. TORRES	ESP	MV Agusta 1000 F4	30.846 0.038	36.227 0.135	33.320 0.024	20.256 0.036	2'00.649 2'00.882	15	0.233
16	45 J. GAGNE	USA	Honda CBR1000RR	30.826 0.133	36.320	33.322 0.176	20.220 0.055	2'00.688 2'01.052	18	0.364
17	36 L. MERCADO	ARG	Kawasaki ZX-10RR	30.954	36.322 0.070	33.424	20.173	2'00.873 2'00.943	17	0.070
18	68 Y. HERNANDEZ	COL	Kawasaki ZX-10RR	30.981	36.389	33.254	20.300	2'00.924 2'00.924	16	
19	37 O. JEZEK	CZE	Yamaha YZF R1	30.948	36.455 0.195	33.463 0.023	20.434 0.015	2'01.300 2'01.533	19	0.233
20	99 P. JACOBSEN	USA	Honda CBR1000RR	30.988	36.823 0.093	33.505	20.311 0.049	2'01.627 2'01.769	20	0.142
Overall Ideal Time				30.479	35.682	32.808	19.964	1'58.933		

09/06/2018

These data/results cannot be reproduced, stored and/or transmitted in whole or in part by any manner of electronic, mechanical, photocopying, recording, broadcasting or otherwise now known or herein after developed without the previous express consent by the copyright owner, except for reproduction in daily press and regular printed publications on sale to the public within 60 days of the event related to those data/results and always provided that copyright symbol appears together as follows below.

© DORNA WSBK ORGANIZATION Srl 2018

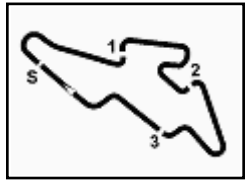
FICR PERUGIA TIMING



Official Tyre Supplier



Official Timekeeper



ACERBIS Czech Round, 8 - 10 June 2018 World Superbike - Chronological Analysis Free Practice 4th Session

Automotodrom Brno 5.403 m

1 / 2

1° 22 A. LOWES (1'59.255)								6° 60 M. VAN DER MARK (1'59.853)							
Lap	Seg.1	Seg.2	Seg.3	Seg.4	Lap Time	km/h	Local Time	Lap	Seg.1	Seg.2	Seg.3	Seg.4	Lap Time	km/h	Local Time
1		38.743	34.864	27.110			8:47'27.502	1		37.737	35.290	20.211			8:47'14.915
2	1'19.985	37.500	34.313	20.317	2'52.115P		8:50'19.617	2	30.616	36.587	33.511	20.077	2'00.791	285,0	8:49'15.706
3	30.524	35.990	32.959	20.049	1'59.522	284,2	8:52'19.139	3	30.507	36.149	33.219	20.063	1'59.938	285,7	8:51'15.644
4	30.640	35.823	32.962	20.052	1'59.477	284,2	8:54'18.616	4	30.612	36.269	33.255	20.124	2'00.260	288,0	8:53'15.904
5	30.584	35.682	32.946	20.043	1'59.255	285,7	8:56'17.871	5	30.736	36.313	33.200	20.064	2'00.313	287,2	8:55'16.217
6	30.624	36.053	33.149	20.035	1'59.861	287,2	8:58'17.732	6	30.561	36.104	33.352	19.970	1'59.987	284,2	8:57'16.204
7	30.718	35.933	33.044	20.113	1'59.808	283,5	9:00'17.540	7	30.576	36.193	33.127	20.004	1'59.900	283,5	8:59'16.104
8	30.681	35.909	33.135	20.058	1'59.783	284,2	9:02'17.323	8	30.658	36.167	33.078	20.035	1'59.938	284,2	9:01'16.042
9	30.734	36.137	33.137	20.047	2'00.055	284,2	9:04'17.378	9	30.534	36.132	33.133	20.054	1'59.853	282,7	9:03'15.895
10	30.660	36.179	33.212	20.115	2'00.166	283,5	9:06'17.544	10	30.597	36.136	33.375	20.123	2'00.231	281,3	9:05'16.126

2° 1 J. REA (1'59.265)								7° 7 C. DAVIES (1'59.871)							
Lap	Seg.1	Seg.2	Seg.3	Seg.4	Lap Time	km/h	Local Time	Lap	Seg.1	Seg.2	Seg.3	Seg.4	Lap Time	km/h	Local Time
1		37.680	33.894	20.327			8:50'06.034	1		38.721	35.878	24.273			8:47'48.460
2	30.633	36.100	32.937	20.039	1'59.709	282,7	8:52'05.743	2	31.169	36.433	33.420	20.320	2'01.342	284,2	8:49'48.802
3	30.558	35.916	32.808	19.983	1'59.265	283,5	8:54'05.008	3	30.651	36.143	33.243	20.346	2'00.383	286,5	8:51'50.185
4	30.479	36.010	33.013	19.964	1'59.466	284,2	8:56'04.474	4	30.727	36.853	34.163	21.253	2'02.996	288,8	8:53'53.181
5	30.531	35.982	32.814	20.039	1'59.366	283,5	8:58'03.840	5	30.747	36.083	33.078	20.071	1'59.979	286,5	8:55'53.160
6	30.531	36.095	32.954	20.068	1'59.648	282,7	9:00'03.488	6	30.609	36.134	33.218	20.075	2'00.036	287,2	8:57'53.196
7	30.578	36.095	33.004	20.057	1'59.734	282,7	9:02'03.222	7	30.599	36.060	33.253	20.142	2'00.054	286,5	8:59'53.250
8	30.666	36.052	32.949	20.049	1'59.716	285,0	9:04'02.938	8	30.628	36.093	33.060	20.090	1'59.871	285,7	9:01'53.121
9	32.476	38.051	34.117	25.789	2'10.433P	285,0	9:06'13.371	9	30.750	39.980	35.082	24.580	2'10.392	285,0	9:04'03.513
								10	30.662	35.995	33.165	20.137	1'59.959	288,8	9:06'03.472

3° 66 T. SYKES (1'59.398)								8° 2 L. CAMIER (2'00.224)							
Lap	Seg.1	Seg.2	Seg.3	Seg.4	Lap Time	km/h	Local Time	Lap	Seg.1	Seg.2	Seg.3	Seg.4	Lap Time	km/h	Local Time
1		38.743	34.418	21.187			8:48'22.515	1		38.044	35.127	20.864			8:47'46.690
2	30.899	36.788	34.763	20.649	2'03.099	279,8	8:50'25.614	2	31.070	36.608	33.661	20.434	2'01.773	281,3	8:49'48.463
3	30.782	36.172	33.119	20.603	2'00.676	281,3	8:52'26.290	3	31.047	36.350	33.453	20.198	2'01.048	282,7	8:51'49.511
4	30.659	36.209	32.943	20.130	1'59.941	281,3	8:54'26.231	4	30.772	36.139	33.124	20.189	2'00.224	281,3	8:53'49.735
5	30.648	36.113	32.895	20.086	1'59.742	282,0	8:56'25.973	5	30.793	36.231	33.229	20.347	2'00.600	282,7	8:55'50.335
6	30.626	36.084	33.021	20.096	1'59.827	282,7	8:58'25.800	6	30.783	36.187	33.275	20.195	2'00.440	281,3	8:57'50.775
7	34.099	37.790	33.738	20.643	2'06.270	279,8	9:00'32.070	7	30.805	36.316	33.313	20.280	2'00.714	280,5	8:59'51.489
8	30.731	36.038	33.020	20.043	1'59.832	281,3	9:02'31.902	8	33.582	40.549	34.522	20.343	2'08.996	279,8	9:02'00.485
9	30.500	35.977	32.899	20.022	1'59.398	282,0	9:04'31.300	9	30.770	36.125	33.203	20.251	2'00.349	282,0	9:04'00.834
10	30.664	35.997	33.020	20.185	1'59.866	282,7	9:06'31.166	10	30.698	36.301	33.316	20.218	2'00.533	282,0	9:06'01.367

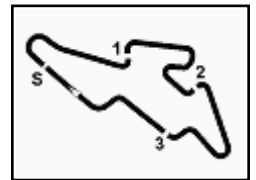
4° 33 M. MELANDRI (1'59.528)								9° 50 E. LAVERTY (2'00.282)							
Lap	Seg.1	Seg.2	Seg.3	Seg.4	Lap Time	km/h	Local Time	Lap	Seg.1	Seg.2	Seg.3	Seg.4	Lap Time	km/h	Local Time
1		39.914	35.852	21.637			8:47'22.883	1		39.073	35.185	20.935			8:47'11.653
2	32.424	38.934	34.748	20.464	2'06.570	282,7	8:49'29.453	2	31.447	36.787	33.514	20.210	2'01.958	284,2	8:49'13.611
3	30.688	35.916	32.974	20.112	1'59.690	288,0	8:51'29.143	3	30.945	36.444	33.350	20.193	2'00.932	285,7	8:51'14.543
4	34.854	38.890	33.376	20.390	2'07.510	289,5	8:53'36.653	4	30.975	36.408	33.225	20.227	2'00.835	285,0	8:53'15.378
5	30.590	36.053	33.051	20.073	1'59.767	288,8	8:55'36.420	5	30.914	36.425	33.984	28.082	2'09.405P	287,2	8:55'24.783
6	30.601	35.975	32.959	19.993	1'59.528	288,8	8:57'35.948	6	5'28.632	38.360	34.096	20.848	7'01.936P		9:02'26.719
7	30.687	36.132	37.856	21.699	2'06.374	288,0	8:59'42.322	7	31.151	36.187	33.104	20.169	2'00.611	287,2	9:04'27.330
8	30.858	36.041	33.042	20.177	2'00.118	286,5	9:01'42.440	8	30.856	36.139	33.123	20.164	2'00.282	287,2	9:06'27.612
9	30.672	36.138	33.191	20.131	2'00.132	288,0	9:03'42.572								
10	30.678	36.038	33.022	20.185	1'59.923	288,0	9:05'42.495								

5° 21 M. RINALDI (1'59.722)								10° 54 T. RAZGATLIOGLU (2'00.378)							
Lap	Seg.1	Seg.2	Seg.3	Seg.4	Lap Time	km/h	Local Time	Lap	Seg.1	Seg.2	Seg.3	Seg.4	Lap Time	km/h	Local Time
1		39.091	34.813	20.898			8:48'10.619	1		40.040	35.482	26.942			8:47'28.251
2	31.337	36.653	33.581	20.383	2'01.954	283,5	8:50'12.573	2	2'54.219	45.094	36.694	22.281	4'38.288P		8:52'06.539
3	31.085	36.421	33.108	20.050	2'00.664	285,7	8:52'13.237	3	31.186	36.624	33.367	20.269	2'01.446	280,5	8:54'07.985
4	30.825	36.074	33.024	19.965	1'59.888	286,5	8:54'13.125	4	30.991	36.697	33.393	20.249	2'01.330	279,8	8:56'09.315
5	30.733	35.994	33.020	19.975	1'59.722	287,2	8:56'12.847	5	30.979	37.130	33.481	20.457	2'02.047	281,3	8:58'11.362
6	33.118	41.205	37.014	22.633	2'13.970	287,2	8:58'26.817	6	31.006	36.258	33.247	20.392	2'00.903	279,1	9:00'12.265
7	30.837	36.324	33.584	29.333	2'10.078P	287,2	9:00'36.895	7	30.873	36.149	33.154	20.202	2'00.378	279,8	9:02'12.643
8	3'38.169	36.712	33.561	20.594	5'09.036P		9:05'45.931	8	30.944	36.365	33.336	20.301	2'00.946	282,7	9:04'13.589
								9	30.943	36.337	33.249	20.196	2'00.725	279,8	9:06'14.314

09/06/2018 P = Pits In/Out - C = Lap Time Cancelled

These data/results cannot be reproduced, stored and/or transmitted in whole or in part by any manner of electronic, mechanical, photocopying, recording, broadcasting or otherwise now known or herein after developed without the previous express consent by the copyright owner, except for reproduction in daily press and regular printed publications on sale to the public within 60 days of the event related to those data/results and always provided that copyright symbol appears together as follows below.

© DORNA WSBK ORGANIZATION Srl 2018



ACERBIS Czech Round, 8 - 10 June 2018 World Superbike - Chronological Analysis Free Practice 4th Session

Automotodrom Brno 5.403 m

2 / 2

11° 32 L. SAVADORI (2'00.419)							
Lap	Seg.1	Seg.2	Seg.3	Seg.4	Lap Time	km/h	Local Time
1		38.954	35.100	26.927			8:47'30.346
2	2'19.809	37.028	33.751	20.326	3'50.914P		8:51'21.260
3	30.947	36.311	33.124	20.202	2'00.584	284,2	8:53'21.844
4	30.849	36.212	33.125	20.233	2'00.419	286,5	8:55'22.263
5	30.856	36.274	33.185	20.253	2'00.568	287,2	8:57'22.831
6	30.802	36.372	33.202	20.279	2'00.655	286,5	8:59'23.486
7	30.829	36.329	33.176	20.376	2'00.710	285,0	9:01'24.196
8	30.844	36.352	33.186	20.361	2'00.743	284,2	9:03'24.939
9	30.811	36.509	33.203	20.321	2'00.844	284,2	9:05'25.783

12° 12 X. FORES (2'00.556)							
Lap	Seg.1	Seg.2	Seg.3	Seg.4	Lap Time	km/h	Local Time
1		38.827	39.134	33.314			8:47'55.372
2	4'50.360	36.645	33.313	20.302	6'20.620P		8:54'15.992
3	31.048	36.231	33.260	20.531	2'01.070	282,0	8:56'17.062
4	30.979	36.559	33.548	20.274	2'01.360	284,2	8:58'18.422
5	30.793	36.248	33.242	20.273	2'00.556	285,7	9:00'18.978
6	30.865	36.274	33.309	20.316	2'00.764	286,5	9:02'19.742
7	31.026	36.482	33.458	20.390	2'01.356	287,2	9:04'21.098
8	31.000	36.545	35.171	20.431	2'03.147	285,0	9:06'24.245

13° 76 L. BAZ (2'00.570)							
Lap	Seg.1	Seg.2	Seg.3	Seg.4	Lap Time	km/h	Local Time
1		39.008	35.482	21.015			8:47'12.342
2	31.478	36.618	33.422	20.273	2'01.791	284,2	8:49'14.133
3	31.040	36.250	33.231	20.293	2'00.814	282,0	8:51'14.947
4	30.892	36.260	33.236	20.182	2'00.570	282,7	8:53'15.517
5	31.047	36.807	33.788	20.306	2'01.948	283,5	8:55'17.465
6	31.077	36.385	33.353	20.326	2'01.141	286,5	8:57'18.606
7	32.104	37.256	33.912	26.287	2'09.559P	282,7	8:59'28.165
8	1'17.807	36.930	34.631	21.064	2'50.432P		9:02'18.597
9	32.678	36.832	33.261	20.338	2'03.109	282,7	9:04'21.706
10	30.883	36.389	33.262	20.260	2'00.794	282,7	9:06'22.500

14° 40 R. RAMOS (2'00.790)							
Lap	Seg.1	Seg.2	Seg.3	Seg.4	Lap Time	km/h	Local Time
1		38.869	35.304	20.806			8:47'12.246
2	31.718	36.795	33.423	20.197	2'02.133	279,8	8:49'14.379
3	31.035	36.366	33.197	20.192	2'00.790	282,0	8:51'15.169
4	31.184	36.492	33.172	20.132	2'00.980	282,0	8:53'16.149
5	30.903	36.496	33.510	20.222	2'01.131	284,2	8:55'17.280
6	31.468	36.596	33.355	20.244	2'01.663	282,0	8:57'18.943
7	31.204	36.544	33.399	20.231	2'01.378	282,7	8:59'20.321
8	31.061	36.338	33.409	20.333	2'01.141	280,5	9:01'21.462
9	30.931	36.309	33.383	20.246	2'00.869	280,5	9:03'22.331
10	31.002	36.681	33.299	20.354	2'01.336	280,5	9:05'23.667

15° 81 J. TORRES (2'00.882)							
Lap	Seg.1	Seg.2	Seg.3	Seg.4	Lap Time	km/h	Local Time
1		38.931	35.432	21.518			8:47'23.026
2	32.183	37.445	34.111	20.532	2'04.271	278,4	8:49'27.297
3	31.192	36.500	33.494	20.498	2'01.684	279,1	8:51'28.981
4	30.965	36.412	33.320	20.322	2'01.019	278,4	8:53'30.000
5	30.884	36.362	33.344	20.292	2'00.882	280,5	8:55'30.882
6	32.717	40.725	33.389	20.256	2'07.087	278,4	8:57'37.969
7	30.846	36.227	33.398	26.384	2'06.855P	279,8	8:59'44.824
8	2'20.480	37.227	33.537	20.452	3'51.696P		9:03'36.520
9	31.001	36.440	33.365	20.444	2'01.250	279,1	9:05'37.770

16° 68 Y. HERNANDEZ (2'00.924)							
Lap	Seg.1	Seg.2	Seg.3	Seg.4	Lap Time	km/h	Local Time
1		38.533	35.239	20.963			8:47'12.948

2	31.732	37.035	34.041	20.445	2'03.253	277,6	8:49'16.201
3	31.268	36.728	33.408	20.428	2'01.832	280,5	8:51'18.033
4	31.241	36.503	33.542	20.490	2'01.776	281,3	8:53'19.809
5	31.422	36.587	33.774	20.547	2'02.330	277,6	8:55'22.139
6	31.302	36.694	33.560	26.999	2'08.555P	279,1	8:57'30.694
7	3'54.156	41.761	33.413	20.395	5'29.725P		9:03'00.419
8	30.981	36.389	33.254	20.300	2'00.924	279,8	9:05'01.343

17° 36 L. MERCADO (2'00.943)							
Lap	Seg.1	Seg.2	Seg.3	Seg.4	Lap Time	km/h	Local Time
1		38.544	35.500	21.549			8:47'13.505
2	31.347	37.513	33.506	20.463	2'02.829	282,0	8:49'16.334
3	30.954	36.392	33.424	20.173	2'00.943	285,7	8:51'17.277
4	37.369	43.311	35.558	27.360	2'23.598P	282,0	8:53'40.875
5	7'43.244	39.890	34.040	20.437	9'17.611P		9:02'58.486
6	31.048	36.420	33.430	20.296	2'01.194	277,6	9:04'59.680
7	30.972	36.322	33.480	20.234	2'01.008C	279,1	9:07'00.688

18° 45 J. GAGNE (2'01.052)							
Lap	Seg.1	Seg.2	Seg.3	Seg.4	Lap Time	km/h	Local Time
1		38.502	35.352	21.087			8:47'45.380
2	31.392	37.200	33.781	20.382	2'02.755	282,7	8:49'48.135
3	31.100	36.660	33.706	20.220	2'01.686	282,0	8:51'49.821
4	30.959	36.320	33.498	20.275	2'01.052	282,7	8:53'50.873
5	31.021	36.488	33.560	20.254	2'01.323	285,0	8:55'52.196
6	30.874	37.347	33.322	20.396	2'01.939	285,7	8:57'54.135
7	30.826	36.525	33.509	20.347	2'01.207	288,0	8:59'55.342
8	30.935	37.117	34.972	20.713	2'03.737	285,0	9:01'59.079
9	30.892	36.405	33.576	20.432	2'01.305	285,0	9:04'00.384
10	30.885	36.595	33.683	20.224	2'01.387	284,2	9:06'01.771

19° 37 O. JEZEK (2'01.533)							
Lap	Seg.1	Seg.2	Seg.3	Seg.4	Lap Time	km/h	Local Time
1		40.590	36.203	28.257			8:47'33.157
2	3'57.056	39.399	35.571	21.042	5'33.068P		8:53'06.225
3	31.290	36.561	33.512	20.460	2'01.823	275,5	8:55'08.048
4	30.948	36.650	33.486	20.449	2'01.533	274,8	8:57'09.581
5	31.160	36.683	33.537	20.507	2'01.887	274,8	8:59'11.468
6	35.811	36.455	33.517	20.527	2'06.310	272,0	9:01'17.778
7	31.137	36.601	33.579	20.434	2'01.751	276,2	9:03'19.529
8	31.288	36.520	33.463	20.580	2'01.851	274,8	9:05'21.380

20° 99 P. JACOBSEN (2'01.769)							
Lap	Seg.1	Seg.2	Seg.3	Seg.4	Lap Time	km/h	Local Time
1		41.936	38.878	32.597			8:48'47.241
2	8'14.053	38.620	34.420	20.412	9'47.505P		8:58'34.746
3	30.988	36.916	33.505	20.360	2'01.769	288,0	9:00'36.515
4	31.200	36.960	33.537	20.311	2'02.008	286,5	9:02'38.523
5	31.151	36.823	33.509	20.355	2'01.838	287,2	9:04'40.361
6	31.357	37.208	33.871	20.412	2'02.848	287,2	9:06'43.209

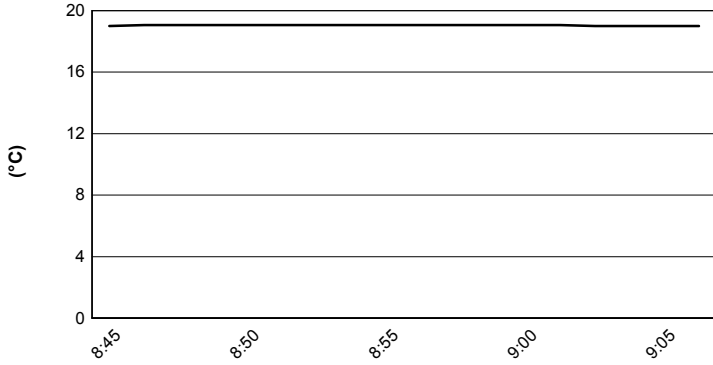
09/06/2018 P = Pits In/Out - C = Lap Time Cancelled

These data/results cannot be reproduced, stored and/or transmitted in whole or in part by any manner of electronic, mechanical, photocopying, recording, broadcasting or otherwise now known or herein after developed without the previous express consent by the copyright owner, except for reproduction in daily press and regular printed publications on sale to the public within 60 days of the event related to those data/results and always provided that copyright symbol appears together as follows below.

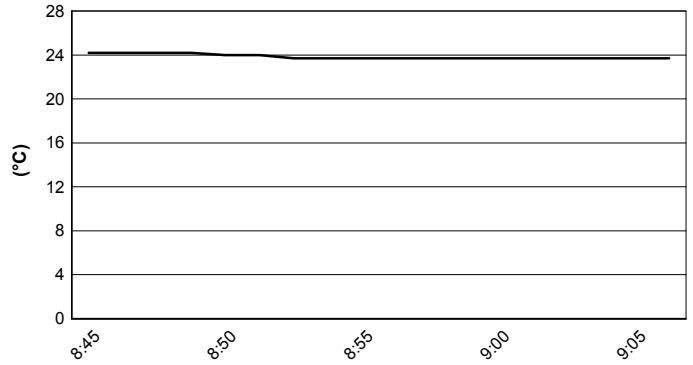
© DORNA WSBK ORGANIZATION Srl 2018

ACERBIS Czech Round, 8 - 10 June 2018
World Superbike - Weather Report Free Practice 4th Session
 Session started 08:45 - Session ended 9:07

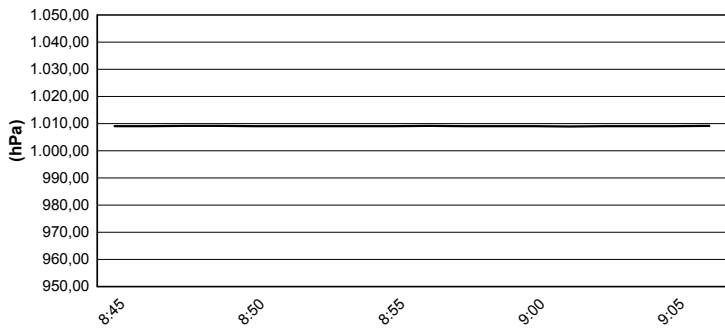
Air Temperature



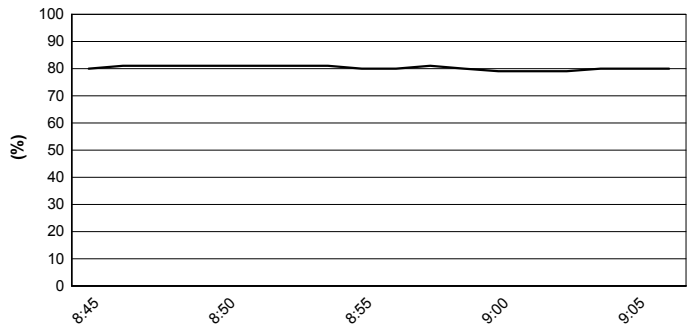
Track Temperature



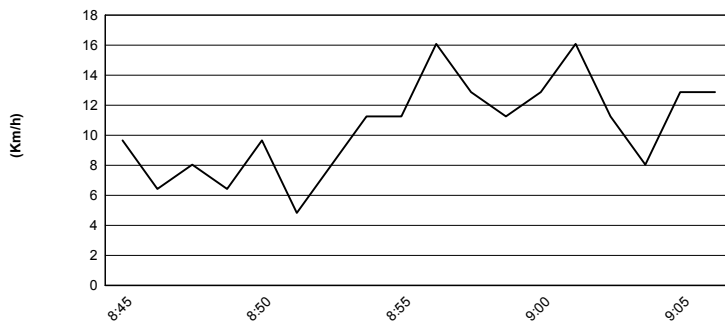
Air Pressure



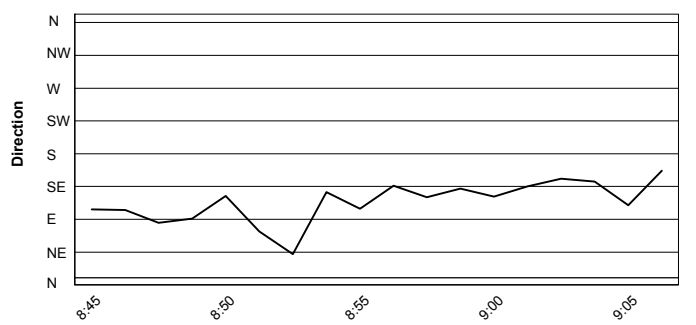
Humidity



Wind Speed



Wind Direction



09/06/2018

These data/results cannot be reproduced, stored and/or transmitted in whole or in part by any manner of electronic, mechanical, photocopying, recording, broadcasting or otherwise now known or herein after developed without the previous express consent by the copyright owner, except for reproduction in daily press and regular printed publications on sale to the public within 60 days of the event related to those data/results and always provided that copyright symbol appears together as follows below.

© DORNA WSBK ORGANIZATION Srl 2018