

ACERBIS Czech Round, 8 - 10 June 2018

World Superbike - Free Practices & Superpole Combined Results

Automotodrom Brno 5.403 m

No.	Rider	Nat	Team	Bike	Class	FPs	LL	Superpole	Gap	Time	Avg
1	66 T. SYKES	GBR	Kawasaki Racing Team WorldSBK	Kawasaki ZX-10RR		1'59.671	37	1'57.687		1'57.687	165,276
2	1 J. REA	GBR	Kawasaki Racing Team WorldSBK	Kawasaki ZX-10RR		1'59.403	32	1'57.885	0.198	1'57.885	164,998
3	33 M. MELANDRI	ITA	Aruba.it Racing - Ducati	Ducati Panigale R		1'59.795	37	1'57.899	0.212	1'57.899	164,978
4	22 A. LOWES	GBR	Pata Yamaha Official WorldSBK Team	Yamaha YZF R1		1'59.917	37	1'58.172	0.485	1'58.172	164,597
5	50 E. LAVERTY	IRL	Milwaukee Aprilia	Aprilia RSV4 RF		2'00.473	39	1'58.187	0.500	1'58.187	164,576
6	60 M. VAN DER MARK	NED	Pata Yamaha Official WorldSBK Team	Yamaha YZF R1		1'59.978	38	1'58.223	0.536	1'58.223	164,526
7	32 L. SAVADORI	ITA	Milwaukee Aprilia	Aprilia RSV4 RF		1'59.830	41	1'58.300	0.613	1'58.300	164,419
8	76 L. BAZ	FRA	GULF ALTHEA BMW Racing Team	BMW S 1000 RR		2'00.232	40	1'58.389	0.702	1'58.389	164,296
9	7 C. DAVIES	GBR	Aruba.it Racing - Ducati	Ducati Panigale R		1'59.970	42	1'59.011	1.324	1'59.011	163,437
10	2 L. CAMIER	GBR	Red Bull Honda World Superbike Team	Honda CBR1000RR		2'00.227	32	1'59.041	1.354	1'59.041	163,396
11	21 M. RINALDI	ITA	Aruba.it Racing - Junior Team	Ducati Panigale R	IND	2'00.191	36	1'59.346	1.659	1'59.346	162,978
12	68 Y. HERNANDEZ	COL	Team Pedercini Racing	Kawasaki ZX-10RR	IND	2'01.156	30	1'59.508	1.821	1'59.508	162,757
13	12 X. FORES	ESP	Barni Racing Team	Ducati Panigale R	IND	2'01.054	31	1'59.854		1'59.854	162,287
14	40 R. RAMOS	ESP	Team GoEleven Kawasaki	Kawasaki ZX-10RR	IND	2'01.035	41	1'59.989	0.135	1'59.989	162,105
15	54 T. RAZGATLIOGLU	TUR	Kawasaki Puccetti Racing	Kawasaki ZX-10RR	IND	2'01.279	42	2'00.107	0.253	2'00.107	161,946
16	36 L. MERCADO	ARG	Orelac Racing VerdNatura	Kawasaki ZX-10RR	IND	2'00.928	35	2'00.391	0.537	2'00.391	161,564
17	99 P. JACOBSEN	USA	TripleM Honda World Superbike Team	Honda CBR1000RR	IND	2'01.509	40	2'00.437	0.583	2'00.437	161,502
18	81 J. TORRES	ESP	MV Agusta Reparto Corse	MV Agusta 1000 F4		2'01.005	44	2'00.672	0.818	2'00.672	161,187
19	45 J. GAGNE	USA	Red Bull Honda World Superbike Team	Honda CBR1000RR		2'01.324	39	2'00.845	0.991	2'00.845	160,957
20	37 O. JEZEK	CZE	Guandalini Racing	Yamaha YZF R1	IND	2'01.257	40	2'02.766	2.912	2'02.766	158,438

09/06/2018

The results are provisional until the end of the time limit for protests and appeals and the completion of the technical checks.

These data/results cannot be reproduced, stored and/or transmitted in whole or in part by any manner of electronic, mechanical, photocopying, recording, broadcasting or otherwise now known or herein after developed without the previous express consent by the copyright owner, except for reproduction in daily press and regular printed publications on sale to the public within 60 days of the event related to those data/results and always provided that copyright symbol appears together as follows below.

© DORNA WSBK ORGANIZATION Srl 2018

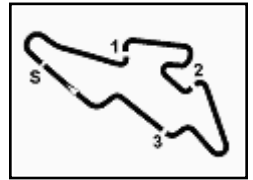
PIRELLI PERUGIA TIMING



Official Tyre Supplier



Official Timekeeper



Automotodrom Brno 5.403 m

ACERBIS Czech Round, 8 - 10 June 2018

World Superbike - Starting Grid - Race 1

18 Laps x 5,403 km = 97,254 km



1	66 SYKES T. Kawasaki 1'57.687 SP2	2	1 REA J. Kawasaki 1'57.885 SP2	3	33 MELANDRI M. Ducati 1'57.899 SP2
2	22 LOWES A. Yamaha 1'58.172 SP2	5	50 LAVERTY E. Aprilia 1'58.187 SP2	6	60 VAN DER MARK M. Yamaha 1'58.223 SP2
3	32 SAVADORI L. Aprilia 1'58.300 SP2	8	76 BAZ L. BMW 1'58.389 SP2	9	7 DAVIES C. Ducati 1'59.011 SP2
4	2 CAMIER L. Honda 1'59.041 SP2	11	21 RINALDI M. Ducati 1'59.346 SP2	12	68 HERNANDEZ Y. Kawasaki 1'59.508 SP2
5	12 FORES X. Ducati 1'59.854 SP1	14	40 RAMOS R. Kawasaki 1'59.989 SP1	15	54 RAZGATLIOGLU T. Kawasaki 2'00.107 SP1
6	36 MERCADO L. Kawasaki 2'00.391 SP1	17	99 JACOBSEN P. Honda 2'00.437 SP1	18	81 TORRES J. MV Agusta 2'00.672 SP1
7	45 GAGNE J. Honda 2'00.845 SP1	20	37 JEZEK O. Yamaha 2'02.766 SP1		

09/06/2018 Jury President

These data/results cannot be reproduced, stored and/or transmitted in whole or in part by any manner of electronic, mechanical, photocopying, recording, broadcasting or otherwise now known or herein after developed without the previous express consent by the copyright owner, except for reproduction in daily press and regular printed publications on sale to the public within 60 days of the event related to those data/results and always provided that copyright symbol appears together as follows below.

© DORNA WSBK ORGANIZATION Srl 2018

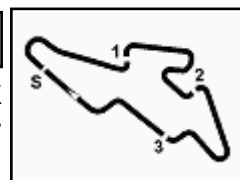
FKR PERUGIA TIMING



Official Tyre Supplier



Official Timekeeper



ACERBIS Czech Round, 8 - 10 June 2018

World Superbike - Results Superpole 2

Automotodrom Brno 5.403 m

1 / 2

No.	Rider	Nat	Team	Bike	Class	Time	Gap	Rel.	Laps	Speed	
										Avg	Max
1	66 T. SYKES	GBR	Kawasaki Racing Team WorldSBK	Kawasaki ZX-10RR		1'57.687			4	165,276	279,1
2	1 J. REA	GBR	Kawasaki Racing Team WorldSBK	Kawasaki ZX-10RR		1'57.885	0.198	0.198	5	164,998	279,8
3	33 M. MELANDRI	ITA	Aruba.it Racing - Ducati	Ducati Panigale R		1'57.899	0.212	0.014	4	164,978	286,5
4	22 A. LOWES	GBR	Pata Yamaha Official WorldSBK Team	Yamaha YZF R1		1'58.172	0.485	0.273	5	164,597	279,8
5	50 E. LAVERTY	IRL	Milwaukee Aprilia	Aprilia RSV4 RF		1'58.187	0.500	0.015	5	164,576	282,7
6	60 M. VAN DER MARK	NED	Pata Yamaha Official WorldSBK Team	Yamaha YZF R1		1'58.223	0.536	0.036	5	164,526	282,7
7	32 L. SAVADORI	ITA	Milwaukee Aprilia	Aprilia RSV4 RF		1'58.300	0.613	0.077	4	164,419	282,7
8	76 L. BAZ	FRA	GULF ALTHEA BMW Racing Team	BMW S 1000 RR		1'58.389	0.702	0.089	5	164,296	282,0
9	7 C. DAVIES	GBR	Aruba.it Racing - Ducati	Ducati Panigale R		1'59.011	1.324	0.622	5	163,437	282,7
10	2 L. CAMIER	GBR	Red Bull Honda World Superbike Team	Honda CBR1000RR		1'59.041	1.354	0.030	5	163,396	280,5
11	21 M. RINALDI	ITA	Aruba.it Racing - Junior Team	Ducati Panigale R	IND	1'59.346	1.659	0.305	5	162,978	281,3
12	68 Y. HERNANDEZ	COL	Team Pedercini Racing	Kawasaki ZX-10RR	IND	1'59.508	1.821	0.162	5	162,757	279,8

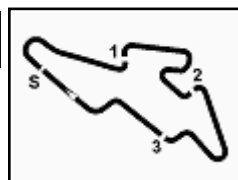
AIR	Humidity:	65%	Temp:	23°C
TRACK	Condition:	Dry	Temp:	30°C

Records	Pole	2012	T.Sykes	1'58.010	164,820	Km/h
	Race (RC2)	2010	C.Crutchlow	1'59.291	163,050	Km/h
	Circuit	2012	T.Sykes	1'58.010	164,820	Km/h

Start End The results are provisional until the end of the time limit for protests and appeals
09/06/2018 10:55 11:12 and the completion of the technical checks.

These data/results cannot be reproduced, stored and/or transmitted in whole or in part by any manner of electronic, mechanical, photocopying, recording, broadcasting or otherwise now known or herein after developed without the previous express consent by the copyright owner, except for reproduction in daily press and regular printed publications on sale to the public within 60 days of the event related to those data/results and always provided that copyright symbol appears together as follows below.

© DORNA WSBK ORGANIZATION Srl 2018



ACERBIS Czech Round, 8 - 10 June 2018

World Superbike - Results Superpole 2

Session Highlights

Local Time	No. Rider	Description
10.55.00		Start
11.09.50		New Best Lap
11.12.40		End Of Session

Fastest Laps Sequence

No.	Rider	Nat	Team	Bike	Local Time	Time	Gap	Avg
50	E. LAVERTY	IRL	Milwaukee Aprilia	Aprilia RSV4 RF	10:59'10.659	1'59.238		163,126
60	M. VAN DER MARK	NED	Pata Yamaha Official WorldSBK Team	Yamaha YZF R1	10:59'19.252	1'59.189	-0.049	163,193
66	T. SYKES	GBR	Kawasaki Racing Team WorldSBK	Kawasaki ZX-10RR	10:59'49.367	1'59.184	-0.005	163,200
1	J. REA	GBR	Kawasaki Racing Team WorldSBK	Kawasaki ZX-10RR	10:59'53.603	1'58.881	-0.303	163,616
1	J. REA	GBR	Kawasaki Racing Team WorldSBK	Kawasaki ZX-10RR	11:09'48.419	1'57.885	-0.996	164,998
66	T. SYKES	GBR	Kawasaki Racing Team WorldSBK	Kawasaki ZX-10RR	11:10'56.111	1'57.687	-0.198	165,276

09/06/2018 Start End The results are provisional until the end of the time limit for protests and appeals and the completion of the technical checks.

These data/results cannot be reproduced, stored and/or transmitted in whole or in part by any manner of electronic, mechanical, photocopying, recording, broadcasting or otherwise now known or herein after developed without the previous express consent by the copyright owner, except for reproduction in daily press and regular printed publications on sale to the public within 60 days of the event related to those data/results and always provided that copyright symbol appears together as follows below.

© DORNA WSBK ORGANIZATION Srl 2018



Automotodrom Brno 5.403 m

ACERBIS Czech Round, 8 - 10 June 2018 World Superbike - Best Sectors & Speed Superpole 2

BEST LAP			
1	66 T. SYKES	Kawasaki ZX-10RR	1'57.687
2	1 J. REA	Kawasaki ZX-10RR	1'57.885
3	33 M. MELANDRI	Ducati Panigale R	1'57.899
4	22 A. LOWES	Yamaha YZF R1	1'58.172
5	50 E. LAVERTY	Aprilia RSV4 RF	1'58.187
6	60 M. VAN DER MARK	Yamaha YZF R1	1'58.223
7	32 L. SAVADORI	Aprilia RSV4 RF	1'58.300
8	76 L. BAZ	BMW S 1000 RR	1'58.389
9	7 C. DAVIES	Ducati Panigale R	1'59.011
10	2 L. CAMIER	Honda CBR1000RR	1'59.041
11	21 M. RINALDI	Ducati Panigale R	1'59.346
12	68 Y. HERNANDEZ	Kawasaki ZX-10RR	1'59.508

SPEED			
1	33 M. MELANDRI	Ducati Panigale R	286,5
2	7 C. DAVIES	Ducati Panigale R	282,7
3	32 L. SAVADORI	Aprilia RSV4 RF	282,7
4	50 E. LAVERTY	Aprilia RSV4 RF	282,7
5	60 M. VAN DER MARK	Yamaha YZF R1	282,7
6	76 L. BAZ	BMW S 1000 RR	282,0
7	21 M. RINALDI	Ducati Panigale R	281,3
8	2 L. CAMIER	Honda CBR1000RR	280,5
9	22 A. LOWES	Yamaha YZF R1	279,8
10	1 J. REA	Kawasaki ZX-10RR	279,8
11	68 Y. HERNANDEZ	Kawasaki ZX-10RR	279,8
12	66 T. SYKES	Kawasaki ZX-10RR	279,1

SEG. 1			SEG. 2			SEG. 3			SEG. 4		
1	1 J. REA	30.114	1	66 T. SYKES	35.223	1	66 T. SYKES	32.442	1	66 T. SYKES	19.867
2	33 M. MELANDRI	30.150	2	22 A. LOWES	35.284	2	1 J. REA	32.480	2	22 A. LOWES	19.896
3	66 T. SYKES	30.155	3	50 E. LAVERTY	35.294	3	33 M. MELANDRI	32.497	3	60 M. VAN DER MARK	19.907
4	60 M. VAN DER MARK	30.162	4	1 J. REA	35.324	4	22 A. LOWES	32.570	4	33 M. MELANDRI	19.913
5	32 L. SAVADORI	30.231	5	33 M. MELANDRI	35.339	5	32 L. SAVADORI	32.588	5	50 E. LAVERTY	19.939
6	76 L. BAZ	30.264	6	32 L. SAVADORI	35.453	6	76 L. BAZ	32.619	6	1 J. REA	19.967
7	50 E. LAVERTY	30.301	7	76 L. BAZ	35.457	7	60 M. VAN DER MARK	32.623	7	21 M. RINALDI	20.017
8	22 A. LOWES	30.422	8	60 M. VAN DER MARK	35.531	8	50 E. LAVERTY	32.653	8	32 L. SAVADORI	20.028
9	7 C. DAVIES	30.465	9	2 L. CAMIER	35.706	9	2 L. CAMIER	32.670	9	76 L. BAZ	20.049
10	2 L. CAMIER	30.566	10	21 M. RINALDI	35.708	10	7 C. DAVIES	32.776	10	7 C. DAVIES	20.052
11	68 Y. HERNANDEZ	30.612	11	7 C. DAVIES	35.718	11	68 Y. HERNANDEZ	32.845	11	2 L. CAMIER	20.099
12	21 M. RINALDI	30.623	12	68 Y. HERNANDEZ	35.802	12	21 M. RINALDI	32.951	12	68 Y. HERNANDEZ	20.249

09/06/2018

These data/results cannot be reproduced, stored and/or transmitted in whole or in part by any manner of electronic, mechanical, photocopying, recording, broadcasting or otherwise now known or herein after developed without the previous express consent by the copyright owner, except for reproduction in daily press and regular printed publications on sale to the public within 60 days of the event related to those data/results and always provided that copyright symbol appears together as follows below.

© DORNA WSBK ORGANIZATION Srl 2018

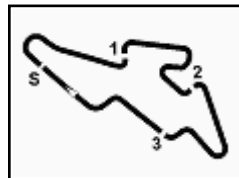
FICR PERUGIA TIMING



Official Tyre Supplier



Official Timekeeper



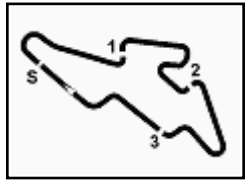
Automotodrom Brno 5.403 m

ACERBIS Czech Round, 8 - 10 June 2018 World Superbike - Ideal Times Superpole 2

No.	Rider	Nat	Bike	Seg. 1	Seg. 2	Seg. 3	Seg. 4	Ideal Time			
				Diff. 1	Diff. 2	Diff. 3	Diff. 4	Best Lap	Pos.	Diff.	
1	66 T. SYKES	GBR	Kawasaki ZX-10RR	30.155	35.223	32.442	19.867	1'57.687	1'57.687	1	
2	1 J. REA	GBR	Kawasaki ZX-10RR	30.114	35.324	32.480	19.967	1'57.885	1'57.885	2	
3	33 M. MELANDRI	ITA	Ducati Panigale R	30.150	35.339	32.497	19.913	1'57.899	1'57.899	3	
4	22 A. LOWES	GBR	Yamaha YZF R1	30.422	35.284	32.570	19.896	1'58.172	1'58.172	4	
5	50 E. LAVERTY	IRL	Aprilia RSV4 RF	30.301	35.294	32.653	19.939	1'58.187	1'58.187	5	
6	60 M. VAN DER MARK	NED	Yamaha YZF R1	30.162	35.531	32.623	19.907	1'58.223	1'58.223	6	
7	32 L. SAVADORI	ITA	Aprilia RSV4 RF	30.231	35.453	32.588	20.028	1'58.300	1'58.300	7	
8	76 L. BAZ	FRA	BMW S 1000 RR	30.264	35.457	32.619	20.049	1'58.389	1'58.389	8	
9	7 C. DAVIES	GBR	Ducati Panigale R	30.465	35.718	32.776	20.052	1'59.011	1'59.011	9	
10	2 L. CAMIER	GBR	Honda CBR1000RR	30.566	35.706	32.670	20.099	1'59.041	1'59.041	10	
11	21 M. RINALDI	ITA	Ducati Panigale R	30.623	35.708	32.951	20.017 0.047	1'59.299	1'59.346	11	0.047
12	68 Y. HERNANDEZ	COL	Kawasaki ZX-10RR	30.612	35.802	32.845	20.249	1'59.508	1'59.508	12	
Overall Ideal Time				30.114	35.223	32.442	19.867	1'57.646			

09/06/2018
These data/results cannot be reproduced, stored and/or transmitted in whole or in part by any manner of electronic, mechanical, photocopying, recording, broadcasting or otherwise now known or herein after developed without the previous express consent by the copyright owner, except for reproduction in daily press and regular printed publications on sale to the public within 60 days of the event related to those data/results and always provided that copyright symbol appears together as follows below.
© DORNA WSBK ORGANIZATION Srl 2018





ACERBIS Czech Round, 8 - 10 June 2018 World Superbike - Chronological Analysis Superpole 2

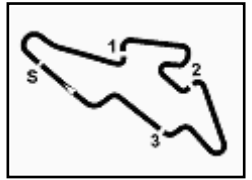
Automotodrom Brno 5.403 m

1° 66 T. SYKES (1'57.687)								2								
Lap	Seg.1	Seg.2	Seg.3	Seg.4	Lap Time	km/h	Local Time									
1		36.827	33.368	20.310			10:57'50.183	2	30.546	35.795	33.081	20.212	1'59.634	278,4	10:59'15.892	
2	30.441	35.775	32.861	20.107	1'59.184	279,1	10:59'49.367	3	30.800	40.771	34.293	27.320	2'13.184P	279,8	11:01'29.076	
3	31.382	37.045	33.459	26.463	2'08.349P		11:01'57.716	4	4'50.918	36.781	33.889	20.136	6'21.724P		11:07'50.800	
4	5'29.629	37.363	33.572	20.144	7'00.708P		11:08'58.424	5	30.264	35.457	32.619	20.049	1'58.389	282,0	11:09'49.189	
5	30.155	35.223	32.442	19.867	1'57.687	279,1	11:10'56.111	6	33.538	41.272	34.335	35.272	2'24.417P	279,1	11:12'13.606	
2° 1 J. REA (1'57.885)								9° 7 C. DAVIES (1'59.011)								
Lap	Seg.1	Seg.2	Seg.3	Seg.4	Lap Time	km/h	Local Time	Lap	Seg.1	Seg.2	Seg.3	Seg.4	Lap Time	km/h	Local Time	
1		36.544	33.030	20.081			10:57'54.722	1		37.128	33.800	20.338				10:57'32.092
2	30.359	35.682	32.785	20.055	1'58.881	279,8	10:59'53.603	2	30.557	35.911	33.328	20.291	2'00.087	282,0	10:59'32.179	
3	30.995	37.255	33.490	24.986	2'06.726P	276,2	11:02'00.329	3	30.631	36.101	33.328	27.128	2'07.188P	282,0	11:01'39.367	
4	4'19.330	36.789	33.918	20.168	5'50.205P		11:07'50.534	4	4'43.842	37.063	34.227	20.262	6'15.394P		11:07'54.761	
5	30.114	35.324	32.480	19.967	1'57.885	279,8	11:09'48.419	5	30.465	35.718	32.776	20.052	1'59.011	281,3	11:09'53.772	
6	32.805	41.715	35.187	24.420	2'14.127	277,6	11:12'02.546	6	31.018	40.182	34.269	21.283	2'06.752	282,7	11:12'00.524	
3° 33 M. MELANDRI (1'57.899)								10° 2 L. CAMIER (1'59.041)								
Lap	Seg.1	Seg.2	Seg.3	Seg.4	Lap Time	km/h	Local Time	Lap	Seg.1	Seg.2	Seg.3	Seg.4	Lap Time	km/h	Local Time	
1		37.855	33.961	21.438			10:57'18.812	1		36.816	35.877	28.926				10:57'19.527
2	30.494	35.843	32.948	20.036	1'59.321	285,0	10:59'18.133	2	30.569	36.051	33.333	20.263	2'00.216	279,8	10:59'19.743	
3	30.409	35.979	38.746	28.579	2'13.713P	286,5	11:01'31.846	3	30.675	36.199	33.309	20.355	2'00.538	280,5	11:01'20.281	
4	4'58.790	38.422	34.636	20.720	6'32.568P		11:08'04.414	4	31.661	36.729	34.111	28.757	2'11.258P	277,6	11:03'31.539	
5	30.150	35.339	32.497	19.913	1'57.899	283,5	11:10'02.313	5	3'17.504	36.971	41.085	21.469	4'57.029P		11:08'28.568	
								6	30.566	35.706	32.670	20.099	1'59.041	276,2	11:10'27.609	
4° 22 A. LOWES (1'58.172)								11° 21 M. RINALDI (1'59.346)								
Lap	Seg.1	Seg.2	Seg.3	Seg.4	Lap Time	km/h	Local Time	Lap	Seg.1	Seg.2	Seg.3	Seg.4	Lap Time	km/h	Local Time	
1		37.578	33.868	20.374			10:57'15.644	1		36.784	33.725	20.239				10:57'28.532
2	30.480	35.856	32.878	20.036	1'59.250	277,6	10:59'14.894	2	30.839	36.109	33.066	20.080	2'00.094	281,3	10:59'28.626	
3	30.761	35.737	32.938	20.076	1'59.512	279,1	11:01'14.406	3	30.842	35.946	32.962	20.017	1'59.767	280,5	11:01'28.393	
4	31.749	37.866	35.467	31.649	2'16.731P	278,4	11:03'31.137	4	31.596	36.508	33.703	27.028	2'08.835P	279,8	11:03'37.228	
5	4'00.207	37.352	33.572	20.122	5'31.253P		11:09'02.390	5	3'06.557	37.030	33.837	20.346	4'37.770P		11:08'14.998	
6	30.422	35.284	32.570	19.896	1'58.172	279,8	11:11'00.562	6	30.623	35.708	32.951	20.064	1'59.346	280,5	11:10'14.344	
5° 50 E. LAVERTY (1'58.187)								12° 68 Y. HERNANDEZ (1'59.508)								
Lap	Seg.1	Seg.2	Seg.3	Seg.4	Lap Time	km/h	Local Time	Lap	Seg.1	Seg.2	Seg.3	Seg.4	Lap Time	km/h	Local Time	
1		37.026	38.275	20.170			10:57'11.421	1		36.955	35.698	25.488				10:57'17.266
2	30.405	35.793	32.960	20.080	1'59.238	282,0	10:59'10.659	2	30.783	35.941	33.008	20.279	2'00.011	279,8	10:59'17.277	
3	30.404	35.870	32.882	20.044	1'59.200	282,7	11:01'09.859	3	30.903	36.259	33.185	28.331	2'08.678P	277,6	11:01'25.955	
4	31.936	37.583	33.863	27.133	2'10.515P	282,0	11:03'20.374	4	4'54.372	36.930	33.733	20.425	6'25.460P		11:07'51.415	
5	4'00.955	37.894	34.447	20.943	5'34.239P		11:08'54.613	5	30.612	35.802	32.845	20.249	1'59.508	275,5	11:09'50.923	
6	30.301	35.294	32.653	19.939	1'58.187	282,7	11:10'52.800	6	30.780	36.082	33.264	20.438	2'00.564	276,9	11:11'51.487	
6° 60 M. VAN DER MARK (1'58.223)																
Lap	Seg.1	Seg.2	Seg.3	Seg.4	Lap Time	km/h	Local Time									
1		36.441	33.600	20.076			10:57'20.063									
2	30.380	35.866	32.815	20.128	1'59.189	282,7	10:59'19.252									
3	30.368	35.840	33.071	20.153	1'59.432	282,0	11:01'18.684									
4	31.204	38.912	33.334	29.762	2'13.212P	279,8	11:03'31.896									
5	4'02.454	37.075	33.210	19.955	5'32.694P		11:09'04.590									
6	30.162	35.531	32.623	19.907	1'58.223	281,3	11:11'02.813									
7° 32 L. SAVADORI (1'58.300)																
Lap	Seg.1	Seg.2	Seg.3	Seg.4	Lap Time	km/h	Local Time									
1		36.990	35.600	25.582			10:57'16.999									
2	30.705	35.931	32.858	20.116	1'59.610	281,3	10:59'16.609									
3	35.160	37.900	33.796	28.508	2'15.364P	282,7	11:01'31.973									
4	5'20.225	36.515	41.948	20.920	6'59.608P		11:08'31.581									
5	30.231	35.453	32.588	20.028	1'58.300	278,4	11:10'29.881									
8° 76 L. BAZ (1'58.389)																
Lap	Seg.1	Seg.2	Seg.3	Seg.4	Lap Time	km/h	Local Time									
1		37.007	42.201	20.578			10:57'16.258									

09/06/2018 P = Pits In/Out - C = Lap Time Cancelled

These data/results cannot be reproduced, stored and/or transmitted in whole or in part by any manner of electronic, mechanical, photocopying, recording, broadcasting or otherwise now known or herein after developed without the previous express consent by the copyright owner, except for reproduction in daily press and regular printed publications on sale to the public within 60 days of the event related to those data/results and always provided that copyright symbol appears together as follows below.

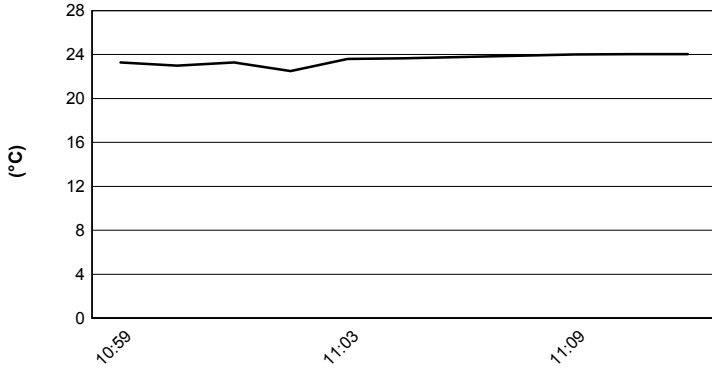
© DORNA WSBK ORGANIZATION Srl 2018



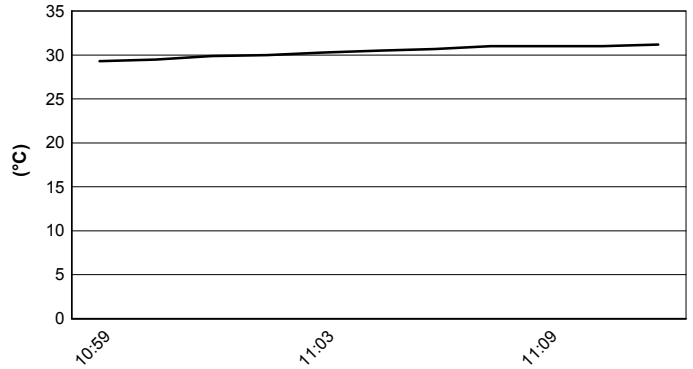
Automotodrom Brno 5.403 m

ACERBIS Czech Round, 8 - 10 June 2018
World Superbike - Weather Report Superpole 2
Session started 10:55 - Session ended 11:12


Air Temperature




Track Temperature



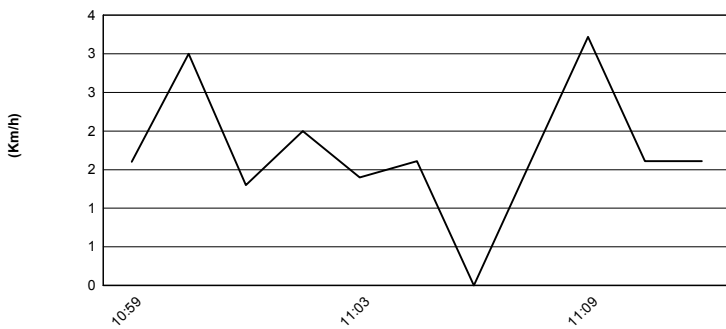
Air Pressure



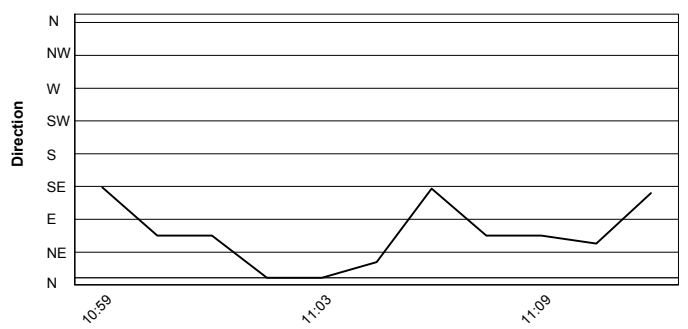
Humidity



Wind Speed



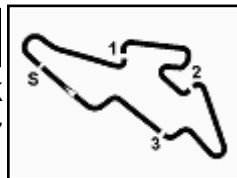
Wind Direction



09/06/2018

These data/results cannot be reproduced, stored and/or transmitted in whole or in part by any manner of electronic, mechanical, photocopying, recording, broadcasting or otherwise now known or herein after developed without the previous express consent by the copyright owner, except for reproduction in daily press and regular printed publications on sale to the public within 60 days of the event related to those data/results and always provided that copyright symbol appears together as follows below.

© DORNA WSBK ORGANIZATION Srl 2018



ACERBIS Czech Round, 8 - 10 June 2018 World Superbike - TISSOT Superpole Award

Automotodrom Brno 5.403 m

Points	Points From First	Points From Previous	February 25	March 25	April 15	April 22	May 13	May 27	June 10	June 24	July 8	September 16	September 30	October 14	October 27				
			PHILLIP ISLAND	BURIRAM	ARAGÓN	ASSEN	IMOLA	DONINGTON PARK	BRNO	LAGUNA SECA	MISANO	PORTIMÃO	MAGNY COURS	VILLICUM	LOSAIL				
1 SYKES Tom (GBR)	141		25	20	16	10	20	25	25										
2 REA Jonathan (GBR)	140	1	10	25	20	20	25	20	20										
3 MELANDRI Marco (ITA)	94	47	46	16	9	25	11	13	4	16									
4 LOWES Alex (GBR)	89	52	5	13	10	11	25	6	11	13									
5 FORES Xavi (ESP)	63	78	26	9	11	13	16	11		3									
6 DAVIES Chaz (GBR)	61	80	2	11	7	5	8	16	7	7									
7 SAVADORI Lorenzo (ITA)	59	82	2	6	5	6	13	7	13	9									
8 LAVERTY Eugene (IRL)	58	83	1	20	8			10	9	11									
9 VAN DER MARK Michael (NED)	57	84	1	8	6	10	9	4	10	10									
10 TORRES Jordi (ESP)	44	97	13	4	13	9	7	9	2										
11 CAMIER Leon (GBR)	37	104	7	5	16	7			3	6									
12 BAZ Loris (FRA)	36	105	1	2	1		6	3	16	8									
13 RAZGATLIOGLU Toprak (TUR)	27	114	9	7	4		5	2	8	1									
14 RINALDI Michael Ruben (ITA)	26	115	1			8	4	8	1	5									
15 HASLAM Leon (GBR)	10	131	16					5	5										
16 GAGNE Jake (USA)	8	133	2	3	2	3													
17 MERCADO Leandro (ARG)	7	134	1		3	1	3												
18 RAY Bradley (GBR)	6	135	1						6										
19 RAMOS Román (ESP)	6	135	0	1			2	1		2									
20 HERNANDEZ Yonny (COL)	4	137	2							4									
21 LEONOV Vladimir (RUS)	4	137	0			4													
22 GIUGLIANO Davide (ITA)	2	139	2			2													
23 JACOBSEN PJ (USA)	1	140	1				1												

09/06/2018

These data/results cannot be reproduced, stored and/or transmitted in whole or in part by any manner of electronic, mechanical, photocopying, recording, broadcasting or otherwise now known or herein after developed without the previous express consent by the copyright owner, except for reproduction in daily press and regular printed publications on sale to the public within 60 days of the event related to those data/results and always provided that copyright symbol appears together as follows below.

© DORNA WSBK ORGANIZATION Srl 2018

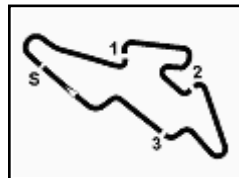
FKR PERUGIA TIMING



Official Tyre Supplier



Official Timekeeper



ACERBIS Czech Round, 8 - 10 June 2018

World Superbike - Superpole Ranking

Automotodrom Brno 5.403 m

	2015	2016	2017	2018
01 Phillip Island Grand Prix Circuit	Rea (Gbr) Kaw 1'31.212 (175,4 Km/h)	Sykes (Gbr) Kaw 1'30.020 (177,8 Km/h)	Rea (Gbr) Kaw 1'29.573 (178,6 Km/h)	Sykes (Gbr) Kaw 1'30.099 (177,6 Km/h)
02 Chang International Circuit	Rea (Gbr) Kaw 1'33.382 (175,6 Km/h)	van der Mark (Ned) Hon 1'33.452 (175,4 Km/h)	Rea (Gbr) Kaw 1'32.957 (176,4 Km/h)	Rea (Gbr) Kaw 1'32.814 (176,6 Km/h)
03 Motorland Aragon	Haslam (Gbr) Apr 1'49.664 (166,7 Km/h)	Sykes (Gbr) Kaw 1'49.374 (167,1 Km/h)	Davies (Gbr) Duc 1'49.319 (167,2 Km/h)	Melandri (Ita) Duc 1'49.543 (166,8 Km/h)
04 TT Circuit Assen	Sykes (Gbr) Kaw 1'34.789 (172,5 Km/h)	Sykes (Gbr) Kaw 1'35.440 (171,3 Km/h)	Rea (Gbr) Kaw 1'33.505 (174,9 Km/h)	Lowes (Gbr) Yam 1'34.066 (173,8 Km/h)
05 Autodromo Internazionale Enzo e Dino	Giugliano (Ita) Duc 1'46.382 (167,0 Km/h)	Davies (Gbr) Duc 1'45.598 (168,3 Km/h)	Davies (Gbr) Duc 1'45.662 (168,2 Km/h)	Rea (Gbr) Kaw 1'45.797 (168,0 Km/h)
06 Donington Park	Sykes (Gbr) Kaw 1'27.071 (166,3 Km/h)	Sykes (Gbr) Kaw 1'26.712 (167,0 Km/h)	Sykes (Gbr) Kaw 1'26.641 (167,2 Km/h)	Sykes (Gbr) Kaw 1'26.663 (167,1 Km/h)
07 Automotodrom Brno				Sykes (Gbr) Kaw 1'57.687 (165,3 Km/h)
08 Laguna Seca Raceway	Davies (Gbr) Duc 1'22.101 (158,3 Km/h)	Sykes (Gbr) Kaw 1'22.155 (158,2 Km/h)	Sykes (Gbr) Kaw 1'22.476 (157,6 Km/h)	
09 Misano World Circuit "Marco Simoncelli"	Sykes (Gbr) Kaw 1'34.214 (161,5 Km/h)	Sykes (Gbr) Kaw 1'34.037 (161,8 Km/h)	Sykes (Gbr) Kaw 1'33.662 (162,4 Km/h)	
10 Autódromo Internacional do Algarve	Giugliano (Ita) Duc 1'41.764 (162,4 Km/h)		Rea (Gbr) Kaw 1'41.430 (163,0 Km/h)	
11 Magny-Cours	Haslam (Gbr) Apr 1'56.404 (136,4 Km/h)	Rea (Gbr) Kaw 1'52.881 (140,7 Km/h)	Rea (Gbr) Kaw 1'56.555 (136,2 Km/h)	
13 Losail International Circuit	Sykes (Gbr) Kaw 1'56.821 (165,8 Km/h)	Rea (Gbr) Kaw 1'56.356 (166,5 Km/h)	Rea (Gbr) Kaw 1'56.228 (166,6 Km/h)	

2018

- 3 T. Sykes
- 2 J. Rea
- 1 M. Melandri
- 1 A. Lowes

ALL TIMES

- | | | | |
|---------------|----------------|------------------|-------------------|
| 45 T. Sykes | 6 J. Kocinski | 2 D. Tardozzi | 1 R. Burnett |
| 43 T. Corser | 6 C. Crutchlow | 2 A. Yanagawa | 1 J. Reynolds |
| 26 T. Bayliss | 5 D. Giugliano | 2 M. Lucchinelli | 1 S. Hislop |
| 21 C. Fogarty | 5 M. Biaggi | 2 B. Bostrom | 1 M. Mladin |
| 17 D. Polen | 5 C. Davies | 2 B. Monti | 1 R. Xaus |
| 16 N. Hodgson | 4 F. Merkel | 2 M. Campbell | 1 M. Tamada |
| 16 J. Rea | 4 J. Toseland | 2 Y. Nagai | 1 L. Lanzi |
| 15 C. Edwards | 4 S. Guintoli | 2 M. Neukirchner | 1 M. Fabrizio |
| 11 B. Spies | 3 S. Mertens | 2 L. Baz | 1 A. Badovini |
| 10 P. Chili | 3 R. Phillis | 2 E. Laverty | 1 F. Nieto |
| 10 C. Checa | 3 S. Martin | 1 M. Doohan | 1 T. Hill |
| 9 R. Roche | 3 C. Vermeulen | 1 D. Chandler | 1 A. Lowes |
| 8 G. Falappa | 3 Y. Kagayama | 1 P. Goddard | 1 J. Hopkins |
| 8 S. Russell | 3 L. Haslam | 1 M. Dowson | 1 M. van der Mark |
| 8 A. Slight | 3 J. Smrz | 1 A. Vieira | 1 I. Jaitovich |
| 7 N. Haga | 3 M. Melandri | 1 T. Kipp | |
| 7 R. Laconi | 2 A. Gobert | 1 S. Crafar | |

09/06/2018

These data/results cannot be reproduced, stored and/or transmitted in whole or in part by any manner of electronic, mechanical, photocopying, recording, broadcasting or otherwise now known or herein after developed without the previous express consent by the copyright owner, except for reproduction in daily press and regular printed publications on sale to the public within 60 days of the event related to those data/results and always provided that copyright symbol appears together as follows below.

© DORNA WSBK ORGANIZATION Srl 2018

PIRELLI PERUGIA TIMING



Official Tyre Supplier



Official Timekeeper