

ACERBIS Czech Round, 8 - 10 June 2018

World Supersport - Results Race

Laps 16 = 86,448 Km - Time of Race 33'15.783 - Avg. 155,935 km/h

Pos	Race	Grid	No. Rider	Nat	Team	Bike	Class	LL	Gap	Fastest Lap	Speed	Qualifying		Ranking		
												Time	Speed	R	Tot	Pos
1	3	16	J. CLUZEL	FRA	NRT	Yamaha YZF R6		16		2'04.081	252,9	2'03.323	255,3	25	120	2
2	1	11	S. CORTESE	GER	Kallio Racing	Yamaha YZF R6		16	0.148	2'03.988	254,1	2'02.670	251,2	20	122	1
3	4	3	R. DE ROSA	ITA	MV Agusta Reparto Corse by Vamag	MV Agusta F3 675		16	3.368	2'04.018	250,0	2'03.626	250,0	16	83	5
4	5	144	L. MAHIAS	FRA	GRT Yamaha Official WorldSSP Team	Yamaha YZF R6		16	6.735	2'03.886	248,3	2'03.671	251,2	13	103	4
5	2	21	R. KRUMMENACHER	SUI	BARDAHL Evan Bros. WorldSSP Team	Yamaha YZF R6		16	7.764	2'04.288	251,2	2'03.274	250,0	11	105	3
6	10	36	T. GRADINGER	AUT	NRT	Yamaha YZF R6		16	18.651	2'04.275	251,2	2'04.465	251,7	10	40	9
7	8	13	A. WEST	AUS	EAB antwest Racing	Kawasaki ZX-6R		16	20.773	2'04.634	246,6	2'04.381	247,1	9	41	8
8	11	111	K. SMITH	GBR	CIA Landlord Insurance Honda	Honda CBR600RR		16	22.576	2'04.737	247,7	2'04.482	246,0	8	30	11
9	14	22	E. LAHTI	FIN	Sterkman Motorsport by HRP	Suzuki GSX-R600	ESS	16	30.575	2'05.109	249,4	2'05.163	251,2	7	11	17
10	18	84	L. CRESSON	BEL	Kallio Racing	Yamaha YZF R6		16	31.323	2'04.838	254,1	2'05.641	254,7	6	30	12
11	15	47	R. HARTOG	NED	Team Hartog - Against Cancer	Kawasaki ZX-6R	ESS	16	33.589	2'05.611	249,4	2'05.193	244,9	5	24	13
12	13	38	H. SOOMER	EST	Racedays	Honda CBR600RR		16	34.857	2'05.959	249,4	2'05.052	251,2	4	11	20
13	12	78	H. OKUBO	JPN	Kawasaki Puccetti Racing	Kawasaki ZX-6R		16	36.627	2'05.862	248,8	2'04.716	253,5	3	11	18
14	16	15	A. COPPOLA	ITA	GRT Yamaha Official WorldSSP Junior Team	Yamaha YZF R6	ESS	16	40.124	2'05.706	250,6	2'05.232	249,4	2	2	24
15	19	19	A. BALDOLINI	ITA	GEMAR Team Lorini	Honda CBR600RR		16	41.687	2'06.034	247,7	2'05.687	250,6	1	1	28
16	21	65	M. CANDUCCI	ITA	FLORAMO MONACO Racing Team	Honda CBR600RR		16	44.774	2'06.041	245,5	2'06.312	245,5	2	26	
17	17	96	A. IRWIN	GBR	CIA Landlord Insurance Honda	Honda CBR600RR		16	46.924	2'05.644	244,9	2'05.615	250,0	11	19	
18	23	81	L. STAPLEFORD	GBR	Profile Racing	Yamaha YZF R6		16	46.958	2'06.509	250,6	2'06.332	250,6	45	7	
19	24	23	M. ENDERLEIN	GER	Freudenberg World SSP Team	Yamaha YZF R6		16	47.154	2'06.594	248,3	2'06.458	247,1			
20	25	77	W. TESSELS	NED	Chromeburner Wayne's Raceteam MTM	Kawasaki ZX-6R	ESS	16	50.844	2'06.319	245,5	2'06.676	246,6	2	25	
21	26	10	N. CALERO	ESP	Orelac Racing VerdNatura	Kawasaki ZX-6R		16	58.652	2'06.977	247,7	2'06.806	247,7			
22	20	44	L. MORCIANO	ITA	Team GoEleven Kawasaki	Kawasaki ZX-6R		16	1'05.705	2'07.362	243,2	2'05.915	248,8			
23	28	34	J. ITURRIOZ	ARG	Team GoEleven Kawasaki	Kawasaki ZX-6R		16	1'10.285	2'07.616	244,9	2'07.380	249,4			
24	29	14	M. CHALUPA	CZE	Czech Road Racing Team Chalupari	Yamaha YZF R6		16	1'39.058	2'08.233	241,1	2'07.522	244,9			
25	30	69	P. COPPA	CZE	Motor Village 69 Racing	Honda CBR600RR		16	2'13.032	2'11.223	236,8	2'10.544	241,1			
-----Not Classified-----																
RET	27	48	G. MOLNAR	HUN	VEPP Racing	Honda CBR600RR		11	5 Laps	2'06.321	251,7	2'06.808	251,7			
RET	9	32	S. MORAIS	POR	Kawasaki Puccetti Racing	Kawasaki ZX-6R		5	11 Laps	2'04.644	248,8	2'04.411	247,7	16	15	
RET	31	35	S. HILL	GBR	Profile Racing	Triumph Daytona 675		5	11 Laps	2'05.614	246,0	244,3		1	31	
RET	7	86	A. BADOVINI	ITA	MV Agusta Reparto Corse by Vamag	MV Agusta F3 675		3	13 Laps	2'05.709	245,5	2'04.175	247,7	21	14	
RET	6	64	F. CARICASULO	ITA	GRT Yamaha Official WorldSSP Team	Yamaha YZF R6		1	15 Laps		248,8	2'03.740	247,7	79	6	

AIR	Humidity:	58%	Temp:	26°C
TRACK	Condition:	Dry	Temp:	40°C

Records	Pole	2009	C. Crutchlow	2'02.060	159,35 Km/h
	Race (RC)	2009	C. Crutchlow	2'02.708	158,51 Km/h
	Circuit	2009	C. Crutchlow	2'02.060	159,35 Km/h
Race Fastest Lap	Lap 2		L. Mahias	2'03.886	157,01 Km/h

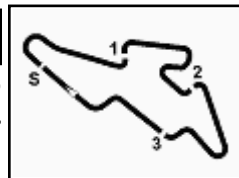
LAP LEADERS				
No. Rider	From	To	Laps	Total
16 J. CLUZEL	1	3	3	
11 S. CORTESE	4	4	1	1
16 J. CLUZEL	5	16	12	15

TOTAL LEADER LAPS	
No. Rider	Laps
16 J. CLUZEL	68
11 S. CORTESE	24
144 L. MAHIAS	14
21 R. KRUMMENACHER	5
64 F. CARICASULO	2

Start 11:31 End 12:06 The results are provisional until the end of the time limit for protests and appeals and the completion of the technical checks.

10/06/2018 These data/results cannot be reproduced, stored and/or transmitted in whole or in part by any manner of electronic, mechanical, photocopying, recording, broadcasting or otherwise now known or herein after developed without the previous express consent by the copyright owner, except for reproduction in daily press and regular printed publications on sale to the public within 60 days of the event related to those data/results and always provided that copyright symbol appears together as follows below.

© DORNA WSBK ORGANIZATION Srl 2018



ACERBIS Czech Round, 8 - 10 June 2018

World Supersport - Results Race

Race Highlights

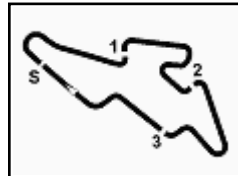
Time	No. Rider	Description
11.27.13	15 Coppola	Will start from Pit Lane (exceeding engine allocation)
11.27.58		Warm-up Lap Start
11.31.17		Start
11.33.38		No Jump Start
11.34.40	64 Caricasulo	Crashed - Turn 8
11.35.41	64 Caricasulo	Out
11.39.23	86 Badovini	Crashed - Turn 11
11.40.02	86 Badovini	Out
11.42.42	32 Morais	Crashed - Turn 5
11.43.05	35 Hill	Crashed - Turn 5
11.44.09	35 Hill	Out
11.44.14	32 Morais	Out
11.55.20	48 Molnar	Crashed - Turn 3
11.56.09	48 Molnar	Out
12.06.28	19 Baldolini	Technical Problem - Turn 3
12.06.41		End Of Session

Start End The results are provisional until the end of the time limit for protests and appeals
10/06/2018 11:31 12:06 and the completion of the technical checks.

These data/results cannot be reproduced, stored and/or transmitted in whole or in part by any manner of electronic, mechanical, photocopying, recording, broadcasting or otherwise now known or herein after developed without the previous express consent by the copyright owner, except for reproduction in daily press and regular printed publications on sale to the public within 60 days of the event related to those data/results and always provided that copyright symbol appears together as follows below.

© DORNA WSBK ORGANIZATION Srl 2018





Automotodrom Brno 5.403 m

1 / 3

ACERBIS Czech Round, 8 - 10 June 2018
World Supersport - Lap Chart Race

	Lap															
	1	2	3	4	5	6	7	8	9	10	11	12	13	14	15	16
1	16	16	16	11	16	16	16	16	16	16	16	16	16	16	16	16
2	11	11	11	16	11	11	11	11	11	11	11	11	11	11	11	11
3	21	3	3	3	3	3	3	3	3	3	3	3	3	3	3	3
4	3	144	144	144	144	144	144	144	144	144	144	144	144	144	144	144
5	64	21	21	21	21	21	21	21	21	21	21	21	21	21	21	21
6	144	36	36	36	36	36	36	36	36	36	36	36	36	36	36	36
7	32	32	32	32	32	111	111	13	13	111	13	111	13	13	13	13
8	22	22	22	13	13	13	13	111	111	13	111	13	111	111	111	111
9	36	111	111	22	111	22	22	84	84	84	22	22	22	22	22	22
10	78	13	13	111	22	84	84	84	22	22	22	84	84	84	84	84
11	111	78	84	84	84	78	78	38	38	38	78	78	47	47	47	47
12	84	84	78	78	78	38	38	78	78	78	47	38	38	38	38	38
13	38	96	86	96	38	47	47	47	47	47	38	47	78	78	78	78
14	13	47	96	38	47	96	96	96	96	19	19	19	15	15	15	15
15	96	86	47	47	96	19	65	65	19	19	96	96	15	19	19	19
16	47	38	38	35	35	65	19	19	65	65	65	15	96	65	65	65
17	86	35	35	19	19	48	48	48	15	15	15	65	65	96	96	96
18	19	19	19	65	65	77	15	15	48	77	77	77	23	23	23	81
19	65	65	65	48	48	15	77	77	77	23	23	23	81	81	81	23
20	35	48	48	77	77	81	23	23	23	48	48	81	77	77	77	77
21	48	77	77	81	81	23	81	81	81	81	81	10	10	10	10	10
22	44	81	81	23	15	10	10	10	10	10	10	44	44	44	44	44
23	77	44	23	15	23	44	44	44	44	44	44	34	34	34	34	34
24	81	10	44	10	10	34	34	34	34	34	34	14	14	14	14	14
25	10	23	15	44	44	14	14	14	14	14	14	69	69	69	69	69
26	23	34	10	34	34	69	69	69	69	69	69					
27	34	15	34	14	14											
28	14	14	14	69	69											
29	69	69	69													
30	15															

Final Result		
1	16 J. CLUZEL	Laps 16
2	11 S. CORTESE	0.148
3	3 R. DE ROSA	3.368
4	144 L. MAHIAS	6.735
5	21 R. KRUMMENACHER	7.764
6	36 T. GRADINGER	18.651
7	13 A. WEST	20.773
8	111 K. SMITH	22.576
9	22 E. LAHTI	30.575
10	84 L. CRESSON	31.323
11	47 R. HARTOG	33.589
12	38 H. SOOMER	34.857
13	78 H. OKUBO	36.627
14	15 A. COPPOLA	40.124
15	19 A. BALDOLINI	41.687
16	65 M. CANDUCCI	44.774
17	96 A. IRWIN	46.924
18	81 L. STAPLEFORD	46.958
19	23 M. ENDERLEIN	47.154
20	77 W. TESSELS	50.844
21	10 N. CALERO	58.652
22	44 L. MORCIANO	1'05.705
23	34 J. ITURRIOZ	1'10.285
24	14 M. CHALUPA	1'39.058
25	69 P. COPPA	2'13.032
RET	48 G. MOLNAR	5 Laps
RET	32 S. MORAIS	11 Laps
RET	35 S. HILL	11 Laps
RET	86 A. BADOVINI	13 Laps
RET	64 F. CARICASULO	15 Laps

10/06/2018

These data/results cannot be reproduced, stored and/or transmitted in whole or in part by any manner of electronic, mechanical, photocopying, recording, broadcasting or otherwise now known or herein after developed without the previous express consent by the copyright owner, except for reproduction in daily press and regular printed publications on sale to the public within 60 days of the event related to those data/results and always provided that copyright symbol appears together as follows below.

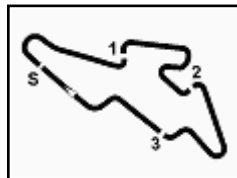
© DORNA WSBK ORGANIZATION Srl 2018

FCR PERUGIA TIMING


Official Tyre Supplier



Official Timekeeper



Automotodrom Brno 5.403 m

ACERBIS Czech Round, 8 - 10 June 2018

World Supersport - Lap Chart Race

2 / 3

Lap 1

1	16 J.Cluzel	11:33'15.777
2	11 S.Cortese	0.307
3	21 R.Krummenacher	0.546
4	3 R.De Rosa	0.757
5	64 F.Caricasulo	1.004
6	144 L.Mahias	1.274
7	32 S.Morais	1.996
8	22 E.Lahti	2.096
9	36 T.Gradinger	2.159
10	78 H.Okubo	3.116
11	111 K.Smith	3.156
12	84 L.Cresson	3.370
13	38 H.Soomer	3.913
14	13 A.West	4.003
15	96 A.Irwin	4.068
16	47 R.Hartog	4.317
17	86 A.Badovini	4.572
18	19 A.Baldolini	4.809
19	65 M.Canducci	4.989
20	35 S.Hill	5.191
21	48 G.Molnar	5.630
22	44 L.Morciano	6.523
23	77 W.Tessels	6.631
24	81 L.Stapleford	6.671
25	10 N.Calero	6.997
26	23 M.Enderlein	7.196
27	34 J.Iturriz	7.519
28	14 M.Chalupa	8.007
29	69 P.Coppa	9.462
30	15 A.Coppola	9.514

11	84 L.Cresson	5.592
12	78 H.Okubo	6.678
13	86 A.Badovini	7.900
14	96 A.Irwin	7.943
15	47 R.Hartog	8.176
16	38 H.Soomer	8.277
17	35 S.Hill	8.407
18	19 A.Baldolini	8.729
19	65 M.Canducci	9.188
20	48 G.Molnar	9.962
21	77 W.Tessels	11.153
22	81 L.Stapleford	12.176
23	23 M.Enderlein	13.002
24	44 L.Morciano	13.258
25	15 A.Coppola	13.317
26	10 N.Calero	13.951
27	34 J.Iturriz	14.486
28	14 M.Chalupa	16.982
29	69 P.Coppa	24.433

Lap 4

1	11 S.Cortese	11:39'28.671
2	16 J.Cluzel	0.031
3	3 R.De Rosa	0.333
4	144 L.Mahias	0.563
5	21 R.Krummenacher	2.178
6	36 T.Gradinger	2.962
7	32 S.Morais	3.235
8	13 A.West	6.003
9	22 E.Lahti	6.052
10	111 K.Smith	6.181
11	84 L.Cresson	6.494
12	78 H.Okubo	8.054
13	96 A.Irwin	9.520
14	38 H.Soomer	9.660
15	47 R.Hartog	9.833
16	35 S.Hill	10.207
17	19 A.Baldolini	10.619
18	65 M.Canducci	10.966
19	48 G.Molnar	12.090
20	77 W.Tessels	13.086
21	81 L.Stapleford	14.358
22	23 M.Enderlein	15.084
23	15 A.Coppola	15.149
24	10 N.Calero	16.352
25	44 L.Morciano	16.915
26	34 J.Iturriz	17.645
27	14 M.Chalupa	22.009
28	69 P.Coppa	31.773

Lap 5

1	16 J.Cluzel	11:41'32.911
2	11 S.Cortese	0.037
3	3 R.De Rosa	0.329
4	144 L.Mahias	0.846
5	21 R.Krummenacher	2.338
6	36 T.Gradinger	3.514
7	32 S.Morais	3.757
8	13 A.West	6.933
9	111 K.Smith	7.134
10	22 E.Lahti	7.610
11	84 L.Cresson	8.258
12	78 H.Okubo	9.676
13	38 H.Soomer	11.467
14	47 R.Hartog	12.062
15	96 A.Irwin	12.118
16	35 S.Hill	12.224
17	19 A.Baldolini	12.928
18	65 M.Canducci	13.266
19	48 G.Molnar	14.623
20	77 W.Tessels	15.459
21	81 L.Stapleford	16.627
22	15 A.Coppola	16.712
23	23 M.Enderlein	17.452
24	10 N.Calero	19.303

Lap 2

1	16 J.Cluzel	11:35'20.014
2	11 S.Cortese	0.058
3	3 R.De Rosa	0.538
4	144 L.Mahias	0.923
5	21 R.Krummenacher	1.676
6	36 T.Gradinger	2.197
7	32 S.Morais	2.403
8	22 E.Lahti	2.968
9	111 K.Smith	3.656
10	13 A.West	4.672
11	78 H.Okubo	4.784
12	84 L.Cresson	4.835
13	96 A.Irwin	5.475
14	47 R.Hartog	5.691
15	86 A.Badovini	6.044
16	38 H.Soomer	6.277
17	35 S.Hill	6.568
18	19 A.Baldolini	6.776
19	65 M.Canducci	7.228
20	48 G.Molnar	7.714
21	77 W.Tessels	8.915
22	81 L.Stapleford	9.488
23	44 L.Morciano	9.977
24	10 N.Calero	10.092
25	23 M.Enderlein	10.167
26	34 J.Iturriz	10.898
27	15 A.Coppola	10.983
28	14 M.Chalupa	12.003
29	69 P.Coppa	16.448

Lap 3

1	16 J.Cluzel	11:37'24.095
2	11 S.Cortese	0.121
3	3 R.De Rosa	0.550
4	144 L.Mahias	0.875
5	21 R.Krummenacher	1.883
6	36 T.Gradinger	2.855
7	32 S.Morais	2.983
8	22 E.Lahti	4.823
9	111 K.Smith	4.923
10	13 A.West	5.225

Lap 6

1	16 J.Cluzel	11:43'37.189
2	11 S.Cortese	0.066
3	3 R.De Rosa	0.443
4	144 L.Mahias	1.394
5	21 R.Krummenacher	2.684
6	36 T.Gradinger	4.272
7	111 K.Smith	4.499
8	13 A.West	8.677
9	22 E.Lahti	8.910
10	84 L.Cresson	9.663
11	78 H.Okubo	11.957
12	38 H.Soomer	13.263
13	47 R.Hartog	13.625
14	96 A.Irwin	14.289
15	19 A.Baldolini	15.668
16	65 M.Canducci	15.871
17	48 G.Molnar	17.789
18	77 W.Tessels	18.456
19	15 A.Coppola	18.510
20	81 L.Stapleford	20.725
21	23 M.Enderlein	20.780
22	10 N.Calero	23.041
23	44 L.Morciano	23.978
24	34 J.Iturriz	26.564
25	14 M.Chalupa	33.910
26	69 P.Coppa	48.984

Lap 7

1	16 J.Cluzel	11:45'41.353
2	11 S.Cortese	0.035
3	3 R.De Rosa	0.575
4	144 L.Mahias	1.809
5	21 R.Krummenacher	3.627
6	36 T.Gradinger	5.456
7	111 K.Smith	9.683
8	13 A.West	10.102
9	22 E.Lahti	10.799
10	84 L.Cresson	11.184
11	78 H.Okubo	14.696
12	38 H.Soomer	15.073
13	47 R.Hartog	15.455
14	96 A.Irwin	17.241
15	65 M.Canducci	18.645
16	19 A.Baldolini	18.898
17	48 G.Molnar	20.933
18	15 A.Coppola	21.088
19	77 W.Tessels	21.555
20	23 M.Enderlein	24.054
21	81 L.Stapleford	24.117
22	10 N.Calero	26.715
23	44 L.Morciano	28.025
24	34 J.Iturriz	31.572
25	14 M.Chalupa	40.621
26	69 P.Coppa	57.045

Lap 8

1	16 J.Cluzel	11:47'45.572
2	11 S.Cortese	0.074
3	3 R.De Rosa	0.404
4	144 L.Mahias	2.238
5	21 R.Krummenacher	4.043
6	36 T.Gradinger	6.368
7	13 A.West	11.103
8	111 K.Smith	11.181
9	22 E.Lahti	12.708
10	84 L.Cresson	12.848
11	38 H.Soomer	17.450
12	78 H.Okubo	17.869
13	47 R.Hartog	18.002

Lap 9

1	16 J.Cluzel	11:49'50.066
2	11 S.Cortese	0.111
3	3 R.De Rosa	0.194
4	144 L.Mahias	2.722
5	21 R.Krummenacher	4.486
6	36 T.Gradinger	7.459
7	13 A.West	12.484
8	111 K.Smith	12.497
9	84 L.Cresson	14.200
10	22 E.Lahti	14.689
11	38 H.Soomer	19.458
12	78 H.Okubo	19.725
13	47 R.Hartog	20.348
14	96 A.Irwin	23.292
15	19 A.Baldolini	24.219
16	65 M.Canducci	24.393
17	15 A.Coppola	25.922
18	48 G.Molnar	27.233
19	77 W.Tessels	27.416
20	23 M.Enderlein	28.732
21	81 L.Stapleford	29.417
22	10 N.Calero	33.733
23	44 L.Morciano	35.845
24	34 J.Iturriz	40.351
25	14 M.Chalupa	52.476
26	69 P.Coppa	1'12.464

Lap 10

1	16 J.Cluzel	11:51'54.551
2	11 S.Cortese	0.046
3	3 R.De Rosa	0.273
4	144 L.Mahias	3.364
5	21 R.Krummenacher	4.944
6	36 T.Gradinger	8.586
7	111 K.Smith	13.486
8	13 A.West	13.866
9	84 L.Cresson	16.284
10	22 E.Lahti	16.372
11	38 H.Soomer	21.814
12	78 H.Okubo	21.943
13	47 R.Hartog	22.319
14	96 A.Irwin	26.517
15	19 A.Baldolini	26.624
16	65 M.Canducci	27.007
17	15 A.Coppola	27.533
18	77 W.Tessels	30.599
19	23 M.Enderlein	31.016
20	48 G.Molnar	31.549
21	81 L.Stapleford	32.140
22	10 N.Calero	37.326
23	44 L.Morciano	40.325
24	34 J.Iturriz	44.510
25	14 M.Chalupa	58.503
26	69 P.Coppa	1'20.026

Lap 11

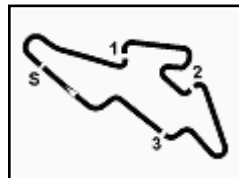
1	16 J.Cluzel	11:53'58.819
2	11 S.Cortese	0.105
3	3 R.De Rosa	0.552
4	144 L.Mahias	4.373

10/06/2018

These data/results cannot be reproduced, stored and/or transmitted in whole or in part by any manner of electronic, mechanical, photocopying, recording, broadcasting or otherwise now known or herein after developed without the previous express consent by the copyright owner, except for reproduction in daily press and regular printed publications on sale to the public within 60 days of the event related to those data/results and always provided that copyright symbol appears together as follows below.

© DORNA WSBK ORGANIZATION Srl 2018





ACERBIS Czech Round, 8 - 10 June 2018

World Supersport - Lap Chart Race

5	21	R.Krummenacher	5.479
6	36	T.Gradinger	10.326
7	13	A.West	15.202
8	111	K.Smith	15.275
9	84	L.Cresson	18.574
10	22	E.Lahti	18.795
11	78	H.Okubo	24.426
12	47	R.Hartog	24.623
13	38	H.Soomer	24.719
14	19	A.Baldolini	29.106
15	96	A.Irwin	29.591
16	65	M.Canducci	29.778
17	15	A.Coppola	29.895
18	77	W.Tessels	33.315
19	23	M.Enderlein	33.414
20	48	G.Molnar	34.508
21	81	L.Stapleford	34.578
22	10	N.Calero	40.673
23	44	L.Morciano	44.768
24	34	J.Iturrioz	48.983
25	14	M.Chalupa	1'05.221
26	69	P.Coppa	1'28.075

25	69	P.Coppa	1'44.857
----	----	---------	----------

19	23	M.Enderlein	47.154
20	77	W.Tessels	50.844
21	10	N.Calero	58.652
22	44	L.Morciano	1'05.705
23	34	J.Iturrioz	1'10.285
24	14	M.Chalupa	1'39.058
25	69	P.Coppa	2'13.032

Lap 14

1	16	J.Cluzel	12:00'12.053
2	11	S.Cortese	0.093
3	3	R.De Rosa	2.458
4	144	L.Mahias	7.044
5	21	R.Krummenacher	7.361
6	36	T.Gradinger	15.951
7	13	A.West	19.225
8	111	K.Smith	20.943
9	22	E.Lahti	26.527
10	84	L.Cresson	27.500
11	47	R.Hartog	31.380
12	38	H.Soomer	32.401
13	78	H.Okubo	32.917
14	15	A.Coppola	37.221
15	19	A.Baldolini	37.605
16	65	M.Canducci	40.287
17	96	A.Irwin	40.370
18	23	M.Enderlein	42.856
19	81	L.Stapleford	43.253
20	77	W.Tessels	43.733
21	10	N.Calero	52.386
22	44	L.Morciano	58.018
23	34	J.Iturrioz	1'02.782
24	14	M.Chalupa	1'26.090
25	69	P.Coppa	1'53.130

Lap 12

1	16	J.Cluzel	11:56'03.042
2	11	S.Cortese	0.064
3	3	R.De Rosa	1.000
4	144	L.Mahias	5.306
5	21	R.Krummenacher	6.106
6	36	T.Gradinger	12.539
7	111	K.Smith	16.980
8	13	A.West	17.082
9	22	E.Lahti	21.544
10	84	L.Cresson	21.753
11	78	H.Okubo	27.217
12	38	H.Soomer	27.321
13	47	R.Hartog	27.578
14	19	A.Baldolini	31.986
15	96	A.Irwin	32.893
16	15	A.Coppola	32.979
17	65	M.Canducci	33.518
18	77	W.Tessels	37.326
19	23	M.Enderlein	37.366
20	81	L.Stapleford	37.965
21	10	N.Calero	44.423
22	44	L.Morciano	49.583
23	34	J.Iturrioz	53.863
24	14	M.Chalupa	1'12.706
25	69	P.Coppa	1'36.783

Lap 15

1	16	J.Cluzel	12:02'16.557
2	11	S.Cortese	0.044
3	3	R.De Rosa	3.643
4	144	L.Mahias	7.912
5	21	R.Krummenacher	8.254
6	36	T.Gradinger	18.055
7	13	A.West	20.644
8	111	K.Smith	22.365
9	22	E.Lahti	29.259
10	84	L.Cresson	30.029
11	47	R.Hartog	33.168
12	38	H.Soomer	34.246
13	78	H.Okubo	35.193
14	15	A.Coppola	39.323
15	19	A.Baldolini	40.051
16	65	M.Canducci	43.422
17	96	A.Irwin	44.081
18	23	M.Enderlein	45.452
19	81	L.Stapleford	45.657
20	77	W.Tessels	46.993
21	10	N.Calero	56.289
22	44	L.Morciano	1'02.428
23	34	J.Iturrioz	1'07.203
24	14	M.Chalupa	1'32.944
25	69	P.Coppa	2'03.398

Lap 13

1	16	J.Cluzel	11:58'07.519
2	11	S.Cortese	0.069
3	3	R.De Rosa	1.662
4	144	L.Mahias	6.122
5	21	R.Krummenacher	6.669
6	36	T.Gradinger	14.299
7	13	A.West	18.177
8	111	K.Smith	19.240
9	22	E.Lahti	23.698
10	84	L.Cresson	24.784
11	47	R.Hartog	29.652
12	38	H.Soomer	30.396
13	78	H.Okubo	30.841
14	19	A.Baldolini	34.807
15	15	A.Coppola	34.962
16	96	A.Irwin	36.171
17	65	M.Canducci	36.376
18	23	M.Enderlein	40.157
19	81	L.Stapleford	40.836
20	77	W.Tessels	41.042
21	10	N.Calero	48.465
22	44	L.Morciano	53.597
23	34	J.Iturrioz	58.246
24	14	M.Chalupa	1'19.671

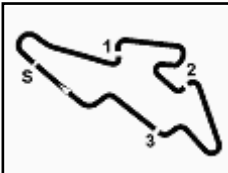
Lap 16

1	16	J.Cluzel	12:04'22.628
2	11	S.Cortese	0.148
3	3	R.De Rosa	3.368
4	144	L.Mahias	6.735
5	21	R.Krummenacher	7.764
6	36	T.Gradinger	18.651
7	13	A.West	20.773
8	111	K.Smith	22.576
9	22	E.Lahti	30.575
10	84	L.Cresson	31.323
11	47	R.Hartog	33.589
12	38	H.Soomer	34.857
13	78	H.Okubo	36.627
14	15	A.Coppola	40.124
15	19	A.Baldolini	41.687
16	65	M.Canducci	44.774
17	96	A.Irwin	46.924
18	81	L.Stapleford	46.958

10/06/2018

These data/results cannot be reproduced, stored and/or transmitted in whole or in part by any manner of electronic, mechanical, photocopying, recording, broadcasting or otherwise now known or herein after developed without the previous express consent by the copyright owner, except for reproduction in daily press and regular printed publications on sale to the public within 60 days of the event related to those data/results and always provided that copyright symbol appears together as follows below.

© DORNA WSBK ORGANIZATION Srl 2018



ACERBIS Czech Round, 8 - 10 June 2018

World Supersport - Best Sectors & Speed Race

RESULTS

1	16 J. CLUZEL	Yamaha YZF R6	Laps 16
2	11 S. CORTESE	Yamaha YZF R6	0.148
3	3 R. DE ROSA	MV Agusta F3 675	3.368
4	144 L. MAHIAS	Yamaha YZF R6	6.735
5	21 R. KRUMMENACHER	Yamaha YZF R6	7.764
6	36 T. GRADINGER	Yamaha YZF R6	18.651
7	13 A. WEST	Kawasaki ZX-6R	20.773
8	111 K. SMITH	Honda CBR600RR	22.576
9	22 E. LAHTI	Suzuki GSX-R600	30.575
10	84 L. CRESSON	Yamaha YZF R6	31.323
11	47 R. HARTOG	Kawasaki ZX-6R	33.589
12	38 H. SOOMER	Honda CBR600RR	34.857
13	78 H. OKUBO	Kawasaki ZX-6R	36.627
14	15 A. COPPOLA	Yamaha YZF R6	40.124
15	19 A. BALDOLINI	Honda CBR600RR	41.687
16	65 M. CANDUCCI	Honda CBR600RR	44.774
17	96 A. IRWIN	Honda CBR600RR	46.924
18	81 L. STAPLEFORD	Yamaha YZF R6	46.958
19	23 M. ENDERLEIN	Yamaha YZF R6	47.154
20	77 W. TESSELS	Kawasaki ZX-6R	50.844
21	10 N. CALERO	Kawasaki ZX-6R	58.652
22	44 L. MORCIANO	Kawasaki ZX-6R	1'05.705
23	34 J. ITURRIOZ	Kawasaki ZX-6R	1'10.285
24	14 M. CHALUPA	Yamaha YZF R6	1'39.058
25	69 P. COPPA	Honda CBR600RR	2'13.032
RET	48 G. MOLNAR	Honda CBR600RR	5 Laps
RET	32 S. MORAIS	Kawasaki ZX-6R	11 Laps
RET	35 S. HILL	Triumph Daytona 675	11 Laps
RET	86 A. BADOVINI	MV Agusta F3 675	13 Laps
RET	64 F. CARICASULO	Yamaha YZF R6	15 Laps

SPEED

1	11 S. CORTESE	Yamaha YZF R6	254,1
2	84 L. CRESSON	Yamaha YZF R6	254,1
3	16 J. CLUZEL	Yamaha YZF R6	252,9
4	48 G. MOLNAR	Honda CBR600RR	251,7
5	36 T. GRADINGER	Yamaha YZF R6	251,2
6	21 R. KRUMMENACHER	Yamaha YZF R6	251,2
7	15 A. COPPOLA	Yamaha YZF R6	250,6
8	81 L. STAPLEFORD	Yamaha YZF R6	250,6
9	3 R. DE ROSA	MV Agusta F3 675	250,0
10	38 H. SOOMER	Honda CBR600RR	249,4
11	47 R. HARTOG	Kawasaki ZX-6R	249,4
12	22 E. LAHTI	Suzuki GSX-R600	249,4
13	78 H. OKUBO	Kawasaki ZX-6R	248,8
14	64 F. CARICASULO	Yamaha YZF R6	248,8
15	32 S. MORAIS	Kawasaki ZX-6R	248,8
16	23 M. ENDERLEIN	Yamaha YZF R6	248,3
17	144 L. MAHIAS	Yamaha YZF R6	248,3
18	19 A. BALDOLINI	Honda CBR600RR	247,7
19	10 N. CALERO	Kawasaki ZX-6R	247,7
20	111 K. SMITH	Honda CBR600RR	247,7
21	13 A. WEST	Kawasaki ZX-6R	246,6
22	35 S. HILL	Triumph Daytona 675	246,0
23	65 M. CANDUCCI	Honda CBR600RR	245,5
24	86 A. BADOVINI	MV Agusta F3 675	245,5
25	77 W. TESSELS	Kawasaki ZX-6R	245,5
26	96 A. IRWIN	Honda CBR600RR	244,9
27	34 J. ITURRIOZ	Kawasaki ZX-6R	244,9
28	44 L. MORCIANO	Kawasaki ZX-6R	243,2
29	14 M. CHALUPA	Yamaha YZF R6	241,1
30	69 P. COPPA	Honda CBR600RR	236,8

SEG. 1

1	16 J. CLUZEL	31.825
2	144 L. MAHIAS	31.840
3	11 S. CORTESE	31.866
4	3 R. DE ROSA	31.905
5	36 T. GRADINGER	31.988
6	64 F. CARICASULO	32.012
7	21 R. KRUMMENACHER	32.081
8	13 A. WEST	32.184
9	32 S. MORAIS	32.244
10	84 L. CRESSON	32.288
11	86 A. BADOVINI	32.331
12	38 H. SOOMER	32.351
13	111 K. SMITH	32.370
14	22 E. LAHTI	32.373
15	35 S. HILL	32.379
16	47 R. HARTOG	32.421
17	15 A. COPPOLA	32.453
18	19 A. BALDOLINI	32.484
19	78 H. OKUBO	32.530
20	48 G. MOLNAR	32.547
21	81 L. STAPLEFORD	32.577
22	96 A. IRWIN	32.581
23	77 W. TESSELS	32.628
24	65 M. CANDUCCI	32.648
25	23 M. ENDERLEIN	32.739
26	10 N. CALERO	32.768
27	44 L. MORCIANO	32.828
28	34 J. ITURRIOZ	33.021
29	14 M. CHALUPA	33.209
30	69 P. COPPA	33.901

SEG. 2

1	16 J. CLUZEL	36.746
2	11 S. CORTESE	36.770
3	144 L. MAHIAS	36.787
4	3 R. DE ROSA	36.794
5	36 T. GRADINGER	36.804
6	21 R. KRUMMENACHER	36.823
7	13 A. WEST	36.825
8	32 S. MORAIS	36.888
9	111 K. SMITH	36.923
10	86 A. BADOVINI	36.946
11	64 F. CARICASULO	36.968
12	84 L. CRESSON	37.029
13	96 A. IRWIN	37.178
14	15 A. COPPOLA	37.198
15	22 E. LAHTI	37.208
16	65 M. CANDUCCI	37.227
17	38 H. SOOMER	37.241
18	78 H. OKUBO	37.304
19	77 W. TESSELS	37.323
20	35 S. HILL	37.384
21	47 R. HARTOG	37.384
22	19 A. BALDOLINI	37.419
23	48 G. MOLNAR	37.488
24	10 N. CALERO	37.529
25	23 M. ENDERLEIN	37.542
26	81 L. STAPLEFORD	37.557
27	34 J. ITURRIOZ	37.691
28	44 L. MORCIANO	37.863
29	14 M. CHALUPA	38.079
30	69 P. COPPA	38.798

SEG. 3

1	11 S. CORTESE	33.881
2	144 L. MAHIAS	33.923
3	3 R. DE ROSA	33.988
4	64 F. CARICASULO	34.025
5	111 K. SMITH	34.069
6	16 J. CLUZEL	34.078
7	36 T. GRADINGER	34.132
8	84 L. CRESSON	34.152
9	21 R. KRUMMENACHER	34.169
10	32 S. MORAIS	34.182
11	13 A. WEST	34.232
12	22 E. LAHTI	34.255
13	47 R. HARTOG	34.283
14	38 H. SOOMER	34.327
15	15 A. COPPOLA	34.339
16	35 S. HILL	34.360
17	19 A. BALDOLINI	34.365
18	96 A. IRWIN	34.391
19	78 H. OKUBO	34.392
20	86 A. BADOVINI	34.430
21	65 M. CANDUCCI	34.515
22	77 W. TESSELS	34.639
23	48 G. MOLNAR	34.675
24	23 M. ENDERLEIN	34.695
25	81 L. STAPLEFORD	34.722
26	10 N. CALERO	34.827
27	44 L. MORCIANO	34.866
28	34 J. ITURRIOZ	34.925
29	14 M. CHALUPA	35.080
30	69 P. COPPA	35.685

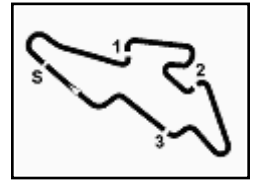
SEG. 4

1	11 S. CORTESE	20.986
2	144 L. MAHIAS	21.048
3	36 T. GRADINGER	21.117
4	16 J. CLUZEL	21.118
5	3 R. DE ROSA	21.131
6	21 R. KRUMMENACHER	21.145
7	32 S. MORAIS	21.160
8	84 L. CRESSON	21.192
9	13 A. WEST	21.212
10	111 K. SMITH	21.251
11	22 E. LAHTI	21.257
12	64 F. CARICASULO	21.258
13	47 R. HARTOG	21.303
14	86 A. BADOVINI	21.317
15	35 S. HILL	21.345
16	15 A. COPPOLA	21.347
17	78 H. OKUBO	21.397
18	48 G. MOLNAR	21.415
19	19 A. BALDOLINI	21.420
20	10 N. CALERO	21.448
21	23 M. ENDERLEIN	21.462
22	65 M. CANDUCCI	21.468
23	96 A. IRWIN	21.471
24	81 L. STAPLEFORD	21.481
25	38 H. SOOMER	21.490
26	77 W. TESSELS	21.545
27	34 J. ITURRIOZ	21.605
28	44 L. MORCIANO	21.623
29	14 M. CHALUPA	21.751
30	69 P. COPPA	22.263

10/06/2018

These data/results cannot be reproduced, stored and/or transmitted in whole or in part by any manner of electronic, mechanical, photocopying, recording, broadcasting or otherwise now known or herein after developed without the previous express consent by the copyright owner, except for reproduction in daily press and regular printed publications on sale to the public within 60 days of the event related to those data/results and always provided that copyright symbol appears together as follows below.

© DORNA WSBK ORGANIZATION Srl 2018



Automotodrom Brno 5.403 m

ACERBIS Czech Round, 8 - 10 June 2018

World Supersport - Chronological Analysis Race

Start at 11:31'06.845

1 / 5

1° 16 J. CLUZEL (2'04.081)							
Lap	Seg.1	Seg.2	Seg.3	Seg.4	Lap Time	km/h	Local Time
1		36.907	34.078	21.134	2'08.932		11:33'15.777
2	32.144	36.746	34.137	21.210	2'04.237	248,3	11:35'20.014
3	31.945	36.758	34.230	21.148	2'04.081	249,4	11:37'24.095
4	31.910	36.891	34.484	21.322	2'04.607	249,4	11:39'28.702
5	32.035	36.842	34.188	21.144	2'04.209	246,0	11:41'32.911
6	31.871	36.889	34.313	21.205	2'04.278	250,0	11:43'37.189
7	31.854	36.938	34.254	21.118	2'04.164	250,0	11:45'41.353
8	31.825	36.900	34.339	21.155	2'04.219	250,0	11:47'45.572
9	31.963	36.880	34.423	21.228	2'04.494	248,8	11:49'50.666
10	31.969	37.009	34.341	21.166	2'04.485	248,3	11:51'54.551
11	31.996	36.854	34.287	21.131	2'04.268	250,6	11:53'58.819
12	31.945	36.875	34.241	21.162	2'04.223	248,8	11:56'03.042
13	31.952	36.872	34.486	21.167	2'04.477	248,8	11:58'07.519
14	31.963	36.984	34.387	21.200	2'04.534	250,6	12:00'12.053
15	31.956	37.028	34.351	21.169	2'04.504	249,4	12:02'16.557
16	31.894	38.643	34.390	21.144	2'06.071	252,9	12:04'22.628

6	32.206	37.155	34.209	21.256	2'04.826	247,1	11:43'38.583
7	32.220	37.007	34.120	21.232	2'04.579	246,0	11:45'43.162
8	32.317	36.963	34.215	21.153	2'04.648	246,0	11:47'47.810
9	32.400	37.004	34.325	21.249	2'04.978	244,9	11:49'52.788
10	32.417	37.105	34.404	21.201	2'05.127	243,8	11:51'57.915
11	32.415	37.089	34.450	21.323	2'05.277	244,9	11:54'03.192
12	32.480	37.150	34.303	21.223	2'05.156	244,3	11:56'08.348
13	32.467	37.122	34.384	21.320	2'05.293	243,8	11:58'13.641
14	32.567	37.221	34.309	21.359	2'05.456	244,9	12:00'19.097
15	32.516	37.228	34.315	21.313	2'05.372	245,5	12:02'24.469
16	32.321	37.096	34.252	21.225	2'04.894	247,7	12:04'29.363

2° 11 S. CORTESE (2'03.988)							
Lap	Seg.1	Seg.2	Seg.3	Seg.4	Lap Time	km/h	Local Time
1		37.029	33.881	21.064	2'09.239		11:33'16.084
2	32.044	36.770	33.954	21.220	2'03.988	248,3	11:35'20.072
3	32.118	36.800	34.067	21.159	2'04.144	250,6	11:37'24.216
4	31.895	37.040	34.097	21.423	2'04.455	250,6	11:39'28.671
5	32.201	36.882	34.096	21.098	2'04.277	242,7	11:41'32.948
6	31.985	37.025	34.126	21.171	2'04.307	248,3	11:43'37.255
7	31.902	37.128	34.117	20.986	2'04.133	251,2	11:45'41.388
8	32.002	36.891	34.214	21.151	2'04.258	250,6	11:47'45.646
9	32.073	36.970	34.188	21.300	2'04.531	252,9	11:49'50.177
10	31.983	37.127	34.167	21.143	2'04.420	250,0	11:51'54.597
11	32.003	37.106	34.050	21.168	2'04.327	252,3	11:53'58.924
12	31.866	37.158	34.027	21.131	2'04.182	251,2	11:56'03.106
13	31.994	37.100	34.210	21.178	2'04.482	252,3	11:58'07.588
14	31.989	37.168	34.164	21.237	2'04.558	252,9	12:00'12.146
15	31.956	37.274	34.081	21.144	2'04.455	251,2	12:02'16.601
16	31.871	38.951	34.116	21.237	2'06.175	254,1	12:04'22.776

5° 21 R. KRUMMENACHER (2'04.288)							
Lap	Seg.1	Seg.2	Seg.3	Seg.4	Lap Time	km/h	Local Time
1		36.933	34.174	21.189	2'09.478		11:33'16.323
2	32.087	37.966	34.169	21.145	2'05.367	249,4	11:35'21.690
3	32.081	36.871	34.183	21.153	2'04.288	248,8	11:37'25.978
4	32.262	36.956	34.357	21.296	2'04.871	247,7	11:39'30.849
5	32.087	36.823	34.275	21.215	2'04.400	247,7	11:41'35.249
6	32.247	36.972	34.224	21.181	2'04.624	247,1	11:43'39.873
7	32.285	37.220	34.414	21.188	2'05.107	248,3	11:45'44.980
8	32.141	36.931	34.360	21.203	2'04.635	247,7	11:47'49.615
9	32.252	37.107	34.360	21.218	2'04.937	247,1	11:49'54.552
10	32.307	37.022	34.337	21.277	2'04.943	246,0	11:51'59.495
11	32.255	37.043	34.259	21.246	2'04.803	247,1	11:54'04.298
12	32.215	37.062	34.320	21.253	2'04.850	246,6	11:56'09.148
13	32.321	37.040	34.414	21.265	2'05.040	246,6	11:58'14.188
14	32.374	37.187	34.396	21.269	2'05.226	248,3	12:00'19.414
15	32.423	37.268	34.421	21.285	2'05.397	247,1	12:02'24.811
16	32.220	37.273	34.592	21.496	2'05.581	251,2	12:04'30.392

3° 3 R. DE ROSA (2'04.018)							
Lap	Seg.1	Seg.2	Seg.3	Seg.4	Lap Time	km/h	Local Time
1		37.140	33.988	21.210	2'09.689		11:33'16.534
2	31.905	36.888	34.012	21.213	2'04.018	246,0	11:35'20.552
3	31.994	36.794	34.139	21.166	2'04.093	244,9	11:37'24.645
4	31.957	36.881	34.283	21.238	2'04.359	245,5	11:39'29.004
5	32.117	36.828	34.092	21.199	2'04.236	245,5	11:41'33.240
6	32.051	36.951	34.163	21.227	2'04.392	245,5	11:43'37.632
7	32.057	36.981	34.105	21.153	2'04.296	244,9	11:45'41.928
8	31.909	36.828	34.160	21.151	2'04.048	244,9	11:47'45.976
9	32.059	36.888	34.167	21.170	2'04.284	243,8	11:49'50.260
10	32.078	37.181	34.174	21.131	2'04.564	250,0	11:51'54.824
11	32.143	37.054	34.185	21.165	2'04.547	247,7	11:53'59.371
12	32.098	37.130	34.172	21.271	2'04.671	244,3	11:56'04.042
13	32.318	37.221	34.300	21.300	2'05.139	242,2	11:58'09.181
14	32.394	37.303	34.286	21.347	2'05.330	242,7	12:00'14.511
15	32.523	37.321	34.440	21.405	2'05.689	241,6	12:02'20.200
16	32.393	37.498	34.460	21.445	2'05.796	243,8	12:04'25.996

6° 36 T. GRADINGER (2'04.275)							
Lap	Seg.1	Seg.2	Seg.3	Seg.4	Lap Time	km/h	Local Time
1		37.741	34.132	21.117	2'11.091		11:33'17.936
2	31.988	36.804	34.308	21.175	2'04.275	251,2	11:35'22.211
3	32.291	36.910	34.249	21.289	2'04.739	249,4	11:37'26.950
4	32.167	36.848	34.420	21.248	2'04.683	248,8	11:39'31.633
5	32.173	37.085	34.308	21.226	2'04.792	248,3	11:41'36.425
6	32.246	37.070	34.431	21.289	2'05.036	247,7	11:43'41.461
7	32.352	37.199	34.551	21.246	2'05.348	248,3	11:45'46.809
8	32.210	37.203	34.485	21.233	2'05.131	249,4	11:47'51.940
9	32.353	37.362	34.552	21.318	2'05.585	248,3	11:49'57.525
10	32.415	37.265	34.616	21.316	2'05.612	246,6	11:52'03.137
11	32.450	37.452	34.693	21.413	2'06.008	248,3	11:54'09.145
12	32.693	37.587	34.721	21.435	2'06.436	247,7	11:56'15.581
13	32.584	37.443	34.835	21.375	2'06.237	247,1	11:58'21.818
14	32.556	37.482	34.710	21.438	2'06.186	247,1	12:00'28.004
15	32.736	37.667	34.737	21.468	2'06.608	248,8	12:02'34.612
16	32.667	37.728	34.765	21.507	2'06.667	248,3	12:04'41.279

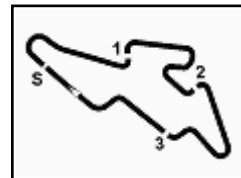
4° 144 L. MAHIAS (2'03.886)							
Lap	Seg.1	Seg.2	Seg.3	Seg.4	Lap Time	km/h	Local Time
1		37.053	34.118	21.114	2'10.206		11:33'17.051
2	32.005	36.910	33.923	21.048	2'03.886	248,3	11:35'20.937
3	31.840	36.942	34.117	21.134	2'04.033	247,7	11:37'24.970
4	32.075	36.787	34.264	21.138	2'04.264	248,3	11:39'29.234
5	32.129	36.913	34.250	21.231	2'04.523	247,7	11:41'33.757

7° 13 A. WEST (2'04.634)							
Lap	Seg.1	Seg.2	Seg.3	Seg.4	Lap Time	km/h	Local Time
1		38.734	34.401	21.542	2'12.935		11:33'19.780
2	32.269	36.973	34.380	21.284	2'04.906	246,6	11:35'24.686
3	32.353	36.825	34.232	21.224	2'04.634	242,7	11:37'29.320
4	32.289	37.264	34.583	21.218	2'05.354	246,6	11:39'34.674
5	32.364	37.121	34.310	21.375	2'05.170	240,0	11:41'39.844
6	32.510	37.197	34.622	21.693	2'06.022	241,6	11:43'45.866
7	32.520	37.186	34.447	21.436	2'05.589	246,6	11:45'51.455
8	32.228	37.087	34.574	21.331	2'05.220	244,9	11:47'56.675
9	32.608	37.184	34.480	21.603	2'05.875	240,5	11:50'02.550
10	32.795	37.238	34.594	21.240	2'05.867	238,4	11:52'08.417
11	32.184	37.321	34.606	21.493	2'05.604	244,9	11:54'14.021
12	32.964	37.358	34.569	21.212	2'06.103	236,8	11:56'20.124

10/06/2018 P = Pits In/Out - C = Lap Time Cancelled

These data/results cannot be reproduced, stored and/or transmitted in whole or in part by any manner of electronic, mechanical, photocopying, recording, broadcasting or otherwise now known or herein after developed without the previous express consent by the copyright owner, except for reproduction in daily press and regular printed publications on sale to the public within 60 days of the event related to those data/results and always provided that copyright symbol appears together as follows below.

© DORNA WSBK ORGANIZATION Srl 2018



ACERBIS Czech Round, 8 - 10 June 2018

World Supersport - Chronological Analysis Race

Automotodrom Brno 5.403 m

Start at 11:31'06.845

2 / 5

13	32.549	37.104	34.477	21.442	2'05.572	246,6	11:58'25.696	1		38.888	34.411	21.410	2'13.249		11:33'20.094
14	32.545	37.137	34.555	21.345	2'05.582	241,6	12:00'31.278	2	32.488	37.450	34.283	21.390	2'05.611	247,1	11:35'25.705
15	32.496	37.349	34.543	21.535	2'05.923	241,6	12:02'37.201	3	32.421	37.732	34.698	21.715	2'06.566	247,7	11:37'32.271
16	32.656	37.421	34.635	21.488	2'06.200	242,7	12:04'43.401	4	32.746	37.553	34.522	21.412	2'06.233	247,1	11:39'38.504

8° 111 K. SMITH (2'04.737)							
Lap	Seg.1	Seg.2	Seg.3	Seg.4	Lap Time	km/h	Local Time
1		37.661	34.257	21.294	2'12.088		11:33'18.933
2	32.429	36.923	34.069	21.316	2'04.737	244,3	11:35'23.670
3	32.370	37.032	34.445	21.501	2'05.348	243,8	11:37'29.018
4	32.507	37.346	34.680	21.301	2'05.834	247,7	11:39'34.852
5	32.418	37.068	34.353	21.354	2'05.193	243,8	11:41'40.045
6	32.514	37.254	34.445	21.430	2'05.643	242,7	11:43'45.688
7	32.523	37.017	34.385	21.423	2'05.348	241,6	11:45'51.036
8	32.447	37.300	34.719	21.251	2'05.717	242,2	11:47'56.753
9	32.695	37.236	34.370	21.509	2'05.810	245,5	11:50'02.563
10	32.546	37.088	34.476	21.364	2'05.474	236,8	11:52'08.037
11	32.535	37.553	34.537	21.432	2'06.057	241,6	11:54'14.094
12	32.827	37.221	34.561	21.319	2'05.928	241,6	11:56'20.022
13	33.420	37.265	34.603	21.449	2'06.737	241,1	11:58'26.759
14	32.786	37.383	34.564	21.504	2'06.237	242,7	12:00'32.996
15	32.658	37.367	34.466	21.435	2'05.926	242,2	12:02'38.922
16	32.567	37.498	34.723	21.494	2'06.282	243,8	12:04'45.204

12° 38 H. SOOMER (2'05.959)							
Lap	Seg.1	Seg.2	Seg.3	Seg.4	Lap Time	km/h	Local Time
1			37.837	34.406	21.581	2'12.845	11:33'19.690
2	33.017	37.516	34.327	21.741	2'06.601	244,9	11:35'26.291
3	32.351	37.530	34.659	21.541	2'06.081	247,1	11:37'32.372
4	32.602	37.241	34.626	21.490	2'05.959	249,4	11:39'38.331
5	32.588	37.290	34.603	21.566	2'06.047	247,7	11:41'44.378
6	32.583	37.334	34.558	21.599	2'06.074	243,2	11:43'50.452
7	32.536	37.401	34.501	21.536	2'05.974	242,7	11:45'56.426
8	32.771	37.504	34.760	21.561	2'06.596	243,8	11:48'03.022
9	32.697	37.323	34.757	21.725	2'06.502	241,1	11:50'09.524
10	32.771	37.597	34.748	21.725	2'06.841	240,5	11:52'16.365
11	33.135	37.608	34.813	21.617	2'07.173	241,6	11:54'23.538
12	32.778	37.759	34.773	21.515	2'06.825	247,1	11:56'30.363
13	33.447	37.719	34.794	21.592	2'07.552	246,0	11:58'37.915
14	32.824	37.588	34.611	21.516	2'06.539	243,2	12:00'44.454
15	32.577	37.637	34.512	21.623	2'06.349	243,2	12:02'50.803
16	32.743	37.507	34.801	21.631	2'06.682	244,9	12:04'57.485

9° 22 E. LAHTI (2'05.109)							
Lap	Seg.1	Seg.2	Seg.3	Seg.4	Lap Time	km/h	Local Time
1		37.261	34.363	21.389	2'11.028		11:33'17.873
2	32.373	37.208	34.255	21.273	2'05.109	246,6	11:35'22.982
3	32.525	37.322	34.524	21.565	2'05.936	246,0	11:37'28.918
4	32.455	37.355	34.613	21.382	2'05.805	244,3	11:39'34.723
5	32.680	37.310	34.512	21.296	2'05.798	241,1	11:41'40.521
6	32.467	37.386	34.468	21.257	2'05.578	246,0	11:43'46.099
7	32.507	37.393	34.744	21.409	2'06.053	249,4	11:45'52.152
8	32.503	37.580	34.674	21.371	2'06.128	244,3	11:47'58.280
9	32.882	37.420	34.755	21.418	2'06.475	243,8	11:50'04.755
10	32.534	37.538	34.652	21.444	2'06.168	244,3	11:52'10.923
11	32.851	37.601	34.773	21.466	2'06.691	246,6	11:54'17.614
12	32.967	37.875	34.659	21.471	2'06.972	246,6	11:56'24.586
13	32.671	37.621	34.764	21.575	2'06.631	241,1	11:58'31.217
14	32.799	37.932	34.964	21.668	2'07.363	242,2	12:00'38.580
15	32.859	37.956	34.806	21.615	2'07.236	242,2	12:02'45.816
16	32.855	38.014	34.764	21.754	2'07.387	243,2	12:04'53.203

13° 78 H. OKUBO (2'05.862)							
Lap	Seg.1	Seg.2	Seg.3	Seg.4	Lap Time	km/h	Local Time
1			38.015	34.392	21.409	2'12.048	11:33'18.893
2	32.624	37.354	34.442	21.485	2'05.905	247,7	11:35'24.798
3	32.683	37.304	34.591	21.397	2'05.975	248,3	11:37'30.773
4	32.575	37.363	34.564	21.450	2'05.952	246,0	11:39'36.725
5	32.530	37.355	34.530	21.447	2'05.862	246,0	11:41'42.587
6	32.586	37.612	34.744	21.617	2'06.559	246,0	11:43'49.146
7	32.781	37.694	34.845	21.583	2'06.903	244,9	11:45'56.049
8	32.990	37.913	34.906	21.583	2'07.392	245,5	11:48'03.441
9	32.696	37.470	34.703	21.481	2'06.350	245,5	11:50'09.791
10	32.756	37.693	34.729	21.525	2'06.703	246,0	11:52'16.494
11	32.871	37.571	34.793	21.516	2'06.751	248,8	11:54'23.245
12	32.788	37.846	34.864	21.516	2'07.014	243,8	11:56'30.259
13	33.386	38.225	34.881	21.609	2'08.101	243,8	11:58'38.360
14	32.684	37.736	34.701	21.489	2'06.610	247,1	12:00'44.970
15	32.686	37.773	34.726	21.595	2'06.780	247,7	12:02'51.750
16	32.673	37.701	35.203	21.928	2'07.505	248,3	12:04'59.255

10° 84 L. CRESSON (2'04.838)							
Lap	Seg.1	Seg.2	Seg.3	Seg.4	Lap Time	km/h	Local Time
1		38.226	34.355	21.263	2'12.302		11:33'19.147
2	32.613	37.307	34.534	21.248	2'05.702	254,1	11:35'24.849
3	32.465	37.029	34.152	21.192	2'04.838	252,3	11:37'29.687
4	32.289	37.297	34.584	21.308	2'05.478	252,9	11:39'35.165
5	32.418	37.430	34.433	21.723	2'06.004	250,6	11:41'41.169
6	32.419	37.411	34.540	21.313	2'05.683	252,9	11:43'46.852
7	32.404	37.350	34.651	21.280	2'05.685	251,7	11:45'52.537
8	32.288	37.577	34.650	21.368	2'05.883	252,9	11:47'58.420
9	32.454	37.389	34.560	21.443	2'05.846	252,9	11:50'04.266
10	32.599	37.703	34.720	21.547	2'06.569	248,8	11:52'10.835
11	32.649	37.574	34.791	21.544	2'06.558	249,4	11:54'17.393
12	33.014	38.273	34.781	21.334	2'07.402	247,1	11:56'24.795
13	32.846	37.871	35.300	21.491	2'07.508	250,6	11:58'32.303
14	32.794	37.932	35.027	21.497	2'07.250	250,0	12:00'39.553
15	32.803	38.055	34.671	21.504	2'07.033	250,0	12:02'46.586
16	32.680	38.136	35.001	21.548	2'07.365	252,3	12:04'53.951

14° 15 A. COPPOLA (2'05.706)							
Lap	Seg.1	Seg.2	Seg.3	Seg.4	Lap Time	km/h	Local Time
1			37.606	34.551	21.652	2'18.446	11:33'25.291
2	32.637	37.383	34.339	21.347	2'05.706	242,2	11:35'30.997
3	32.490	37.629	34.714	21.582	2'06.415	247,7	11:37'37.412
4	32.646	37.734	34.641	21.387	2'06.408	246,0	11:39'43.820
5	32.453	37.198	34.660	21.492	2'05.803	246,0	11:41'49.623
6	32.494	37.500	34.582	21.500	2'06.076	250,6	11:43'55.699
7	32.681	37.584	34.865	21.612	2'06.742	244,3	11:46'02.441

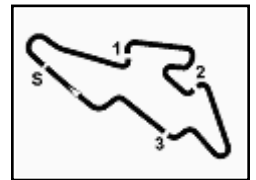
11° 47 R. HARTOG (2'05.611)							
Lap	Seg.1	Seg.2	Seg.3	Seg.4	Lap Time	km/h	Local Time

10/06/2018 P = Pits In/Out - C = Lap Time Cancelled

These data/results cannot be reproduced, stored and/or transmitted in whole or in part by any manner of electronic, mechanical, photocopying, recording, broadcasting or otherwise now known or herein after developed without the previous express consent by the copyright owner, except for reproduction in daily press and regular printed publications on sale to the public within 60 days of the event related to those data/results and always provided that copyright symbol appears together as follows below.

© DORNA WSBK ORGANIZATION Srl 2018





Automotodrom Brno 5.403 m

ACERBIS Czech Round, 8 - 10 June 2018

World Supersport - Chronological Analysis Race

Start at 11:31'06.845

3 / 5

8	32.737	37.786	34.921	21.584	2'07.028	247,1	11:48'09.469	15	33.130	38.151	35.036	21.898	2'08.215	241,1	12:03'00.638
9	32.843	37.647	34.587	21.442	2'06.519	245,5	11:50'15.988	16	33.374	38.284	35.383	21.873	2'08.914	241,1	12:05'09.552
10	32.702	37.438	34.579	21.377	2'06.096	241,6	11:52'22.084	18° 81 L. STAPLEFORD (2'06.509)							
11	32.768	37.605	34.819	21.438	2'06.630	243,8	11:54'28.714	Lap	Seg.1	Seg.2	Seg.3	Seg.4	Lap Time	km/h	Local Time
12	32.906	37.880	34.943	21.578	2'07.307	249,4	11:56'36.021	1		38.810	35.042	21.595	2'15.603		11:33'22.448
13	32.690	37.562	34.668	21.540	2'06.460	243,8	11:58'42.481	2	32.906	37.842	34.744	21.562	2'07.054	246,0	11:35'29.502
14	32.833	37.670	34.750	21.540	2'06.793	247,1	12:00'49.274	3	32.722	37.688	34.765	21.594	2'06.769	244,9	11:37'36.271
15	32.812	37.534	34.647	21.613	2'06.606	240,5	12:02'55.880	4	32.688	37.825	34.727	21.518	2'06.758	244,3	11:39'43.029
16	32.880	37.709	34.696	21.587	2'06.872	242,7	12:05'02.752	5	32.644	37.557	34.787	21.521	2'06.509	243,8	11:41'49.538

15° 19 A. BALDOLINI (2'06.034)							
Lap	Seg.1	Seg.2	Seg.3	Seg.4	Lap Time	km/h	Local Time
1		38.340	34.674	21.490	2'13.741		11:33'20.586
2	32.698	37.721	34.365	21.420	2'06.204	245,5	11:35'26.790
3	32.484	37.471	34.620	21.459	2'06.034	247,7	11:37'32.824
4	32.763	37.464	34.722	21.517	2'06.466	245,5	11:39'39.290
5	32.854	37.419	34.772	21.504	2'06.549	243,8	11:41'45.839
6	33.081	37.659	34.732	21.546	2'07.018	242,2	11:43'52.857
7	32.939	38.097	34.791	21.567	2'07.394	240,5	11:46'00.251
8	32.843	37.463	34.764	21.680	2'06.750	241,1	11:48'07.001
9	33.043	37.802	34.806	21.633	2'07.284	242,7	11:50'14.285
10	32.943	37.422	34.820	21.705	2'06.890	239,5	11:52'21.175
11	32.908	37.494	34.705	21.643	2'06.750	242,7	11:54'27.925
12	32.966	37.593	34.880	21.664	2'07.103	237,4	11:56'35.028
13	33.084	37.656	34.905	21.653	2'07.298	236,8	11:58'42.326
14	33.247	37.669	34.801	21.615	2'07.332	238,4	12:00'49.658
15	32.896	37.573	34.710	21.771	2'06.950	240,0	12:02'56.608
16	33.137	37.656	34.965	21.949	2'07.707	239,5	12:05'04.315

16° 65 M. CANDUCCI (2'06.041)							
Lap	Seg.1	Seg.2	Seg.3	Seg.4	Lap Time	km/h	Local Time
1		38.291	34.515	21.547	2'13.921		11:33'20.766
2	32.979	37.421	34.536	21.540	2'06.476	245,5	11:35'27.242
3	32.731	37.227	34.553	21.530	2'06.041	242,7	11:37'33.283
4	32.648	37.541	34.637	21.528	2'06.354	243,2	11:39'39.637
5	32.803	37.359	34.818	21.560	2'06.540	244,3	11:41'46.177
6	32.952	37.605	34.858	21.468	2'06.883	243,8	11:43'53.060
7	32.720	37.793	34.715	21.710	2'06.938	242,7	11:45'59.998
8	32.827	37.425	34.890	21.796	2'06.938	239,5	11:48'06.936
9	33.000	37.749	34.826	21.948	2'07.523	240,0	11:50'14.459
10	33.091	37.531	34.778	21.699	2'07.099	241,1	11:52'21.558
11	33.011	37.639	34.818	21.571	2'07.039	242,2	11:54'28.597
12	33.394	37.797	35.015	21.757	2'07.963	244,9	11:56'36.560
13	32.917	37.641	35.080	21.697	2'07.335	240,5	11:58'43.895
14	33.140	38.297	35.134	21.874	2'08.445	243,8	12:00'52.340
15	32.969	37.846	34.895	21.929	2'07.639	239,5	12:02'59.979
16	33.029	37.640	34.807	21.947	2'07.423	240,0	12:05'07.402

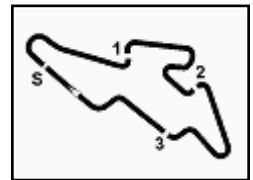
17° 96 A. IRWIN (2'05.644)							
Lap	Seg.1	Seg.2	Seg.3	Seg.4	Lap Time	km/h	Local Time
1		38.235	34.534	21.471	2'13.000		11:33'19.845
2	32.581	37.178	34.391	21.494	2'05.644	244,9	11:35'25.489
3	32.631	37.535	34.604	21.779	2'06.549	242,2	11:37'32.038
4	32.741	37.224	34.589	21.599	2'06.153	242,2	11:39'38.191
5	32.969	37.316	34.534	22.019	2'06.838	240,0	11:41'45.029
6	32.786	37.458	34.689	21.516	2'06.449	241,6	11:43'51.478
7	33.057	37.507	34.846	21.706	2'07.116	240,5	11:45'58.594
8	33.007	37.560	34.965	21.575	2'07.107	237,9	11:48'05.701
9	33.194	37.740	35.024	21.699	2'07.657	236,8	11:50'13.358
10	33.109	37.748	35.024	21.829	2'07.710	236,8	11:52'21.068
11	33.211	37.664	34.856	21.611	2'07.342	237,9	11:54'28.410
12	33.054	37.792	35.017	21.662	2'07.525	238,9	11:56'35.935
13	33.125	37.748	35.102	21.780	2'07.755	235,8	11:58'43.690
14	33.245	38.231	35.431	21.826	2'08.733	237,9	12:00'52.423

18° 81 L. STAPLEFORD (2'06.509)							
Lap	Seg.1	Seg.2	Seg.3	Seg.4	Lap Time	km/h	Local Time
1		38.810	35.042	21.595	2'15.603		11:33'22.448
2	32.906	37.842	34.744	21.562	2'07.054	246,0	11:35'29.502
3	32.722	37.688	34.765	21.594	2'06.769	244,9	11:37'36.271
4	32.688	37.825	34.727	21.518	2'06.758	244,3	11:39'43.029
5	32.644	37.557	34.787	21.521	2'06.509	243,8	11:41'49.538
6	32.999	38.754	35.012	21.611	2'08.376	246,0	11:43'57.914
7	32.680	38.294	34.912	21.670	2'07.556	244,3	11:46'05.470
8	33.027	37.933	34.787	21.557	2'07.304	247,1	11:48'12.774
9	32.671	37.705	34.752	21.581	2'06.709	246,0	11:50'19.483
10	32.862	37.873	34.916	21.557	2'07.208	243,8	11:52'26.691
11	32.577	37.876	34.722	21.531	2'06.706	246,6	11:54'33.397
12	33.210	37.774	34.968	21.658	2'07.610	247,7	11:56'41.007
13	32.799	37.865	35.033	21.651	2'07.348	243,8	11:58'48.355
14	32.744	37.857	34.850	21.500	2'06.951	243,2	12:00'55.306
15	32.758	37.872	34.797	21.481	2'06.908	246,6	12:03'02.214
16	32.819	37.857	34.938	21.758	2'07.372	250,6	12:05'09.586

19° 23 M. ENDERLEIN (2'06.594)							
Lap	Seg.1	Seg.2	Seg.3	Seg.4	Lap Time	km/h	Local Time
1		38.719	35.147	21.467	2'16.128		11:33'22.973
2	32.932	37.859	34.874	21.543	2'07.208	248,3	11:35'30.181
3	32.931	37.759	34.695	21.531	2'06.916	247,1	11:37'37.097
4	32.866	37.609	34.721	21.462	2'06.658	241,6	11:39'43.755
5	32.879	37.548	34.700	21.481	2'06.608	240,5	11:41'50.363
6	32.862	38.188	35.018	21.538	2'07.606	242,2	11:43'57.969
7	32.757	38.302	34.874	21.505	2'07.438	245,5	11:46'05.407
8	32.930	37.646	34.740	21.481	2'06.797	240,0	11:48'12.204
9	32.836	37.542	34.751	21.465	2'06.594	240,0	11:50'18.798
10	32.739	37.580	34.949	21.501	2'06.769	240,0	11:52'25.567
11	32.790	37.555	34.818	21.503	2'06.666	242,2	11:54'32.233
12	33.080	37.635	35.794	21.666	2'08.175	245,5	11:56'40.408
13	32.888	37.715	34.999	21.666	2'07.268	241,6	11:58'47.676
14	33.161	37.660	34.871	21.541	2'07.233	238,9	12:00'54.909
15	32.914	37.588	34.888	21.710	2'07.100	241,1	12:03'02.009
16	32.818	37.693	35.227	22.035	2'07.773	242,2	12:05'09.782

20° 77 W. TESSELS (2'06.319)							
Lap	Seg.1	Seg.2	Seg.3	Seg.4	Lap Time	km/h	Local Time
1		38.679	34.941	21.819	2'15.563		11:33'22.408
2	32.728	37.565	34.639	21.589	2'06.521	244,3	11:35'28.929
3	32.680	37.323	34.705	21.611	2'06.319	243,2	11:37'35.248
4	32.641	37.517	34.734	21.617	2'06.509	242,7	11:39'41.757
5	32.628	37.630	34.736	21.619	2'06.613	242,7	11:41'48.370
6	32.796	37.969	34.815	21.695	2'07.275	244,3	11:43'55.645
7	33.007	37.782	34.896	21.578	2'07.263	243,2	11:46'02.908
8	32.848	37.730	34.969	21.545	2'07.092	245,5	11:48'10.000
9	32.762	37.953	35.009	21.758	2'07.482	244,3	11:50'17.482
10	32.848	38.272	34.851	21.697	2'07.668	244,9	11:52'25.150
11	32.898	37.729	34.779	21.578	2'06.984	242,2	11:54'32.134
12	33.270	38.018	35.151	21.795	2'08.234	240,5	11:56'40.368
13	33.191	37.983	35.045	21.974	2'08.193	238,9	11:58'48.561
14	32.838	37.810	34.938	21.639	2'07.225	244,9	12:00'55.786
15	32.937	37.970	35.052	21.805	2'07.764	245,5	12:03'03.550
16	33.264	38.514	35.861	22.283	2'09.922	242,7	12:05'13.472

2							
----------	--	--	--	--	--	--	--



ACERBIS Czech Round, 8 - 10 June 2018

World Supersport - Chronological Analysis Race

Automotodrom Brno 5.403 m

Start at 11:31'06.845

4 / 5

3	32.768	38.452	35.122	21.598	2'07.940	247,7	11:37'38.046	10	33.665	38.892	35.843	22.112	2'10.512	233,8	11:52'53.054
4	32.847	37.529	35.036	21.565	2'06.977	241,6	11:39'45.023	11	33.780	39.006	35.995	22.205	2'10.986	233,3	11:55'04.040
5	32.921	37.692	34.932	21.646	2'07.191	240,5	11:41'52.214	12	34.073	39.111	36.052	22.472	2'11.708	233,8	11:57'15.748
6	33.013	38.196	35.089	21.718	2'08.016	239,5	11:44'00.230	13	34.286	38.731	36.037	22.388	2'11.442	233,3	11:59'27.190
7	33.010	37.838	35.191	21.799	2'07.838	238,4	11:46'08.068	14	33.848	38.738	36.109	22.258	2'10.953	232,8	12:01'38.143
8	33.057	37.713	35.269	21.722	2'07.761	238,9	11:48'15.829	15	33.927	38.838	36.063	22.530	2'11.358	235,3	12:03'49.501
9	33.097	38.096	35.068	21.709	2'07.970	238,4	11:50'23.799	16	34.220	38.910	36.288	22.767	2'12.185	233,3	12:06'01.686
10	33.409	37.897	34.996	21.776	2'08.078	236,8	11:52'31.877								
11	33.008	37.698	35.096	21.813	2'07.615	237,9	11:54'39.492								
12	33.092	37.723	35.317	21.841	2'07.973	236,8	11:56'47.465								
13	33.402	37.871	35.335	21.911	2'08.519	235,3	11:58'55.984								
14	33.187	37.996	35.335	21.937	2'08.455	236,8	12:01'04.439								
15	33.266	37.966	35.342	21.833	2'08.407	237,4	12:03'12.846								
16	33.120	38.054	35.475	21.785	2'08.434	238,9	12:05'21.280								

22° 44 L. MORCIANO (2'07.362)

Lap	Seg.1	Seg.2	Seg.3	Seg.4	Lap Time	km/h	Local Time
1		38.709	35.152	21.625	2'15.455		11:33'22.300
2	33.129	38.024	34.866	21.672	2'07.691	243,2	11:35'29.991
3	32.828	37.863	35.048	21.623	2'07.362	242,2	11:37'37.353
4	33.074	37.986	35.448	21.725	2'08.233	242,2	11:39'45.586
5	32.903	37.891	35.160	21.753	2'07.707	242,2	11:41'53.293
6	33.051	37.933	35.088	21.802	2'07.874	241,1	11:44'01.167
7	33.055	38.098	35.184	21.874	2'08.211	241,1	11:46'09.378
8	33.085	38.032	35.242	21.909	2'08.268	240,5	11:48'17.646
9	33.104	38.118	35.186	21.857	2'08.265	239,5	11:50'25.911
10	33.184	38.478	35.445	21.858	2'08.965	237,9	11:52'34.876
11	33.214	38.398	35.148	21.951	2'08.711	239,5	11:54'43.587
12	33.516	38.177	35.464	21.881	2'09.038	237,4	11:56'52.625
13	33.127	38.087	35.279	21.998	2'08.491	237,4	11:59'01.116
14	33.337	38.378	35.314	21.926	2'08.955	237,4	12:01'10.071
15	33.224	38.327	35.279	22.084	2'08.914	239,5	12:03'18.985
16	33.190	38.621	35.497	22.040	2'09.348	239,5	12:05'28.333

23° 34 J. ITURRIOZ (2'07.616)

Lap	Seg.1	Seg.2	Seg.3	Seg.4	Lap Time	km/h	Local Time
1		39.278	35.576	21.605	2'16.451		11:33'23.296
2	33.132	37.874	34.925	21.685	2'07.616	244,9	11:35'30.912
3	33.230	37.691	35.064	21.684	2'07.669	242,2	11:37'38.581
4	33.021	37.874	35.099	21.741	2'07.735	242,7	11:39'46.316
5	33.171	37.804	35.775	21.855	2'08.605	241,6	11:41'54.921
6	33.292	38.243	35.451	21.846	2'08.832	240,5	11:44'03.753
7	33.617	38.104	35.504	21.947	2'09.172	239,5	11:46'12.925
8	33.453	37.888	35.453	21.810	2'08.604	240,0	11:48'21.529
9	33.585	38.004	35.333	21.966	2'08.888	238,4	11:50'30.417
10	33.652	37.817	35.290	21.885	2'08.644	237,9	11:52'39.061
11	33.520	38.071	35.176	21.974	2'08.741	239,5	11:54'47.802
12	33.570	37.986	35.561	21.986	2'09.103	237,9	11:56'56.905
13	33.572	37.961	35.345	21.982	2'08.860	237,4	11:59'05.765
14	33.620	38.086	35.380	21.984	2'09.070	236,8	12:01'14.835
15	33.513	38.113	35.381	21.918	2'08.925	239,5	12:03'23.760
16	33.540	38.133	35.552	21.928	2'09.153	240,0	12:05'32.913

24° 14 M. CHALUPA (2'08.233)

Lap	Seg.1	Seg.2	Seg.3	Seg.4	Lap Time	km/h	Local Time
1		39.383	35.480	21.751	2'16.939		11:33'23.784
2	33.209	38.079	35.080	21.865	2'08.233	241,1	11:35'32.017
3	33.545	38.106	35.391	22.018	2'09.060	238,9	11:37'41.077
4	33.551	38.304	35.584	22.164	2'09.603	236,8	11:39'50.680
5	33.770	38.347	35.787	22.125	2'10.029	235,3	11:42'00.709
6	33.687	38.497	36.021	22.185	2'10.390	235,3	11:44'11.099
7	33.682	38.974	35.956	22.263	2'10.875	234,8	11:46'21.974
8	33.748	38.518	35.738	22.200	2'10.204	235,3	11:48'32.178
9	33.774	38.414	35.909	22.267	2'10.364	233,3	11:50'42.542

25° 69 P. COPPA (2'11.223)

Lap	Seg.1	Seg.2	Seg.3	Seg.4	Lap Time	km/h	Local Time
1			39.093	35.685	22.263	218.394	11:33'25.239
2	33.901	38.895	35.959	22.468	2'11.223	236,8	11:35'36.462
3	34.273	38.798	36.243	22.752	2'12.066	233,8	11:37'48.528
4	34.291	38.980	36.096	22.549	2'11.916	233,3	11:40'00.444
5	34.191	39.148	36.354	22.670	2'12.363	232,8	11:42'12.807
6	34.318	39.982	36.511	22.555	2'13.366	232,3	11:44'26.173
7	34.406	39.095	36.052	22.672	2'12.225	231,8	11:46'38.398
8	34.364	39.095	36.074	22.558	2'12.091	232,8	11:48'50.489
9	34.351	39.000	36.118	22.572	2'12.041	230,8	11:51'02.530
10	34.427	38.993	36.127	22.500	2'12.047	230,8	11:53'14.577
11	34.309	39.046	36.331	22.631	2'12.317	231,8	11:55'26.894
12	34.561	39.380	36.213	22.777	2'12.931	230,3	11:57'39.825
13	34.477	39.176	36.116	22.782	2'12.551	230,8	11:59'52.376
14	34.565	39.318	36.086	22.838	2'12.807	229,8	12:02'05.183
15	36.280	39.075	36.018	23.399	2'14.772	231,8	12:04'19.955
16	35.526	40.157	36.663	23.359	2'15.705	231,3	12:06'35.660

RET 48 G. MOLNAR (2'06.321)

Lap	Seg.1	Seg.2	Seg.3	Seg.4	Lap Time	km/h	Local Time
1			38.535	34.675	21.444	2'14.562	11:33'21.407
2	32.561	37.488	34.727	21.545	2'06.321	251,7	11:35'27.728
3	32.547	37.573	34.794	21.415	2'06.329	248,3	11:37'34.057
4	32.548	37.835	34.781	21.540	2'06.704	247,7	11:39'40.761
5	32.559	37.708	34.902	21.604	2'06.773	246,6	11:41'47.534
6	32.732	38.072	34.970	21.670	2'07.444	246,6	11:43'54.978
7	32.767	37.921	35.029	21.591	2'07.308	246,6	11:46'02.286
8	32.688	37.853	34.926	21.545	2'07.012	246,6	11:48'09.298
9	32.750	38.376	35.107	21.768	2'08.001	245,5	11:50'17.299
10	32.903	38.649	35.574	21.675	2'08.801	245,5	11:52'26.100
11	32.744	38.000	34.913	21.570	2'07.227	248,8	11:54'33.327

RET 32 S. MORAIS (2'04.644)

Lap	Seg.1	Seg.2	Seg.3	Seg.4	Lap Time	km/h	Local Time
1			37.457	34.354	21.161	2'10.928	11:33'17.773
2	32.244	36.979	34.261	21.160	2'04.644	244,3	11:35'22.417
3	32.310	36.928	34.182	21.241	2'04.661	247,7	11:37'27.078
4	32.281	36.940	34.304	21.303	2'04.828	248,8	11:39'31.906
5	32.302	36.888	34.336	21.236	2'04.762	247,1	11:41'36.668

RET 35 S. HILL (2'05.614)

Lap	Seg.1	Seg.2	Seg.3	Seg.4	Lap Time	km/h	Local Time
1			38.417	34.536	21.431	2'14.123	11:33'20.968
2	32.486	37.384	34.360	21.384	2'05.614	246,0	11:35'26.582
3	32.379	37.674	34.423	21.444	2'05.920	244,3	11:37'32.502
4	32.729	37.664	34.638	21.345	2'06.376	245,5	11:39'38.878
5	32.706	37.552	34.521	21.478	2'06.257	242,7	11:41'45.135

RET 86 A. BADOVINI (2'05.709)

Lap	Seg.1	Seg.2	Seg.3	Seg.4	Lap Time	km/h	Local Time
1			38.027	34.438	21.484	2'13.504	11:33'20.349
2	32.495	37.467	34.430	21.317	2'05.709	243,8	11:35'26.058
3	32.331	37.456	34.580	21.570	2'05.937	245,5	11:37'31.995

10/06/2018

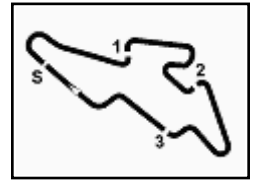
P = Pits In/Out - C = Lap Time Cancelled

These data/results cannot be reproduced, stored and/or transmitted in whole or in part by any manner of electronic, mechanical, photocopying, recording, broadcasting or otherwise now known or herein after developed without the previous express consent by the copyright owner, except for reproduction in daily press and regular printed publications on sale to the public within 60 days of the event related to those data/results and always provided that copyright symbol appears together as follows below.

© DORNA WSBK ORGANIZATION Srl 2018

PIRELLI PERUGIA TIMING





ACERBIS Czech Round, 8 - 10 June 2018
World Supersport - Chronological Analysis Race

Start at 11:31'06.845

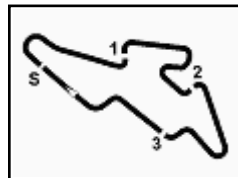
RET								64 F. CARICASULO							
Lap	Seg.1	Seg.2	Seg.3	Seg.4	Lap Time	km/h	Local Time	Lap	Seg.1	Seg.2	Seg.3	Seg.4	Lap Time	km/h	Local Time
1		36.968	34.025	21.258	2'09.936		11:33'16.781								

10/06/2018 P = Pits In/Out - C = Lap Time Cancelled

These data/results cannot be reproduced, stored and/or transmitted in whole or in part by any manner of electronic, mechanical, photocopying, recording, broadcasting or otherwise now known or herein after developed without the previous express consent by the copyright owner, except for reproduction in daily press and regular printed publications on sale to the public within 60 days of the event related to those data/results and always provided that copyright symbol appears together as follows below.

© DORNA WSBK ORGANIZATION Srl 2018





ACERBIS Czech Round, 8 - 10 June 2018

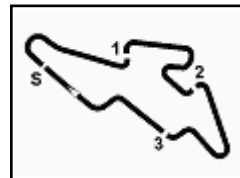
World Supersport - Championship Standings

Points	Points From First	Points From Previous	Races														
			February 25 PHILLIP ISLAND	March 25 BURIRAM	April 15 ARAGÓN	April 22 ASSEN	May 13 IMOLA	May 27 DONINGTON PARK	June 10 BRNO	July 8 MISANO	September 16 PORTIMAO	September 25 MAGNY COURS	October 14 VILLICUM	October 27 LOSAIL			
1	CORTESE Sandro (GER)	122	16 3	13 3	25 2	10 3	13 3	25 1	20 1								
2	CLUZEL Jules (FRA)	120	9 7	11	16 6	25 4	25 4	20 2	25 2								
3	KRUMMENACHER Randy (SUI)	105	17 15	20 2	25 1	5 3	20 2	11 1	13 3	11 3							
4	MAHIAS Lucas (FRA)	103	19 2	25 1	20 1	13 1	13 1	8 2	11 4	13 4							
5	DE ROSA Raffaele (ITA)	83	39 20	10 6	9 5	8	16 7	16 6	16 6	16 5							
6	CARICASULO Federico (ITA)	79	43 4	13 4	16 3	20 4	5	20 5	10 5	6							
7	STAPLEFORD Luke (GBR)	45	77 34	11 5	6 6	10 5	11 6	7 7	7	7							
8	WEST Anthony (AUS)	41	81 4		10 10	7 10	11	10 9	5 9	9 8							
9	GRADINGER Thomas (AUT)	40	82 1	6 10	5 8	11	7 10	4 10	8 10	10 9							
10	TUULI Niki (FIN)	38	84 2	5 11	7 7	8 7	9 8	9 8	8	10							
11	SMITH Kyle (GBR)	30	92 8	8 8	12	11 8	9	12	3 12	8 11							
12	CRESSON Loris (BEL)	30	92 0	4 12	3 15	4 11	6 11	3 11	4 11	6 11							
13	HARTOG Rob (NED)	24	98 6			6 17	8 13	5 12	14	5 13							
14	BADOVINI Ayrton (ITA)	21	101 3	7 9	1 12	15	4 14	14	9 13	14							
15	MORAIS Sheridan (POR)	16	106 5			9 14	16	16	7 15	15							
16	WAROKORN Thitipong (THA)	11	111 5		11 8	11	15	15	16	16							
17	LAHTI Eemeli (FIN)	11	111 0			3 19	1 19	21	21	7 16							
18	OKUBO Hikari (JPN)	11	111 0	2 14	18	21	23	6 17	18	3 16							
19	IRWIN Andrew (GBR)	11	111 0				3 21	2 19	6 16	16							
20	SOOMER Hannes (EST)	11	111 0				5 18	19	2 20	4 16							
21	WILAIROT Rattapong (THA)	8	114 3		8 12	15	17	17	18	21							
22	KENNEDY Jack (IRL)	4	118 4		4 16	18	19	21	21	22							
23	SOFUOGLU Kenan (TUR)	3	119 1	3 13	17	19	21	23	23	23							
24	COPPOLA Alfonso (ITA)	2	120 1							2 24							
25	TESSELS Wayne (NED)	2	120 0				2 23	24	24	24							

10/06/2018 First Line: Championship Standings - Second Line: Ranking Progression

These data/results cannot be reproduced, stored and/or transmitted in whole or in part by any manner of electronic, mechanical, photocopying, recording, broadcasting or otherwise now known or herein after developed without the previous express consent by the copyright owner, except for reproduction in daily press and regular printed publications on sale to the public within 60 days of the event related to those data/results and always provided that copyright symbol appears together as follows below.

© DORNA WSBK ORGANIZATION Srl 2018



Automotodrom Brno 5.403 m

ACERBIS Czech Round, 8 - 10 June 2018

World Supersport - Championship Standings

2 / 3

	Points	Points From First	Points From Previous	February 25 PHILLIP ISLAND	March 25 BURIRAM	April 15 ARAGÓN	April 22 ASSEN	May 13 IMOLA	May 27 DONINGTON PARK	June 10 BRNO	July 8 MISANO	September 16 PORTIMAO	September 25 MAGNY COURS	October 14 VILLICUM	October 27 LOSAIL			
26 CANDUCCI Michael (ITA)	2	120	0			2 21	23	24	24	24								
27 KRAISART Decha (THA)	2	120	0		2 18	21	23	24	24	24								
28 BALDOLINI Alex (ITA)	1	121	1							1 28								
29 PEROLARI Corentin (FRA)	1	121	0						1 27	28								
30 MORRENTINO Nicola Jr. (ITA)	1	121	0					1 27	27	28								
31 HILL Stefan (GBR)	1	121	0			1 24	27	27	27	28								
32 TOPARIS Tom (AUS)	1	121	0	1 15	20	24	27	27	27	28								

10/06/2018 First Line: Championship Standings - Second Line: Ranking Progression

These data/results cannot be reproduced, stored and/or transmitted in whole or in part by any manner of electronic, mechanical, photocopying, recording, broadcasting or otherwise now known or herein after developed without the previous express consent by the copyright owner, except for reproduction in daily press and regular printed publications on sale to the public within 60 days of the event related to those data/results and always provided that copyright symbol appears together as follows below.

© DORNA WSBK ORGANIZATION Srl 2018

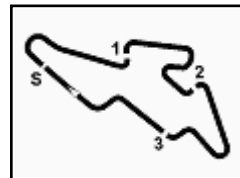
FICR PERUGIA TIMING



Official Tyre Supplier



Official Timekeeper



Automotodrom Brno 5.403 m

ACERBIS Czech Round, 8 - 10 June 2018

World Supersport - Championship Standings

3 / 3

Points	Points From First	Points From Previous	FIM Europe Supersport Cup													
			February 25 PHILLIP ISLAND	March 25 BURIRAM	April 15 ARAGÓN	April 22 ASSEN	May 13 IMOLA	May 27 DONINGTON PARK	June 10 BRNO	July 8 MISANO	September 16 PORTIMAO	September 25 MAGNY COURS	October 14 VILLICUM	October 27 LOSAIL		
1 HARTOG Rob (NED)	24				6 1	8 1	5 1	1	5 1							
2 LAHTI Eemeli (FIN)	11 13			3 2	1 2	2	2	7 2								
3 COPPOLA Alfonso (ITA)	2 22 9							2 3								
4 TESSELS Wayne (NED)	2 22 0			2 3	3	3	3	3								

10/06/2018 First Line: Championship Standings - Second Line: Ranking Progression

These data/results cannot be reproduced, stored and/or transmitted in whole or in part by any manner of electronic, mechanical, photocopying, recording, broadcasting or otherwise now known or herein after developed without the previous express consent by the copyright owner, except for reproduction in daily press and regular printed publications on sale to the public within 60 days of the event related to those data/results and always provided that copyright symbol appears together as follows below.

© DORNA WSBK ORGANIZATION Srl 2018

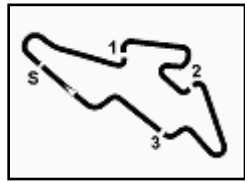
FICR PERUGIA TIMING



Official Tyre Supplier



Official Timekeeper



Automotodrom Brno 5.403 m

ACERBIS Czech Round, 8 - 10 June 2018
World Supersport - Manufacturers Standings

	Points	Points From First	Points From Previous	February 25	March 25	April 15	April 22	May 13	May 27	June 10	July 8	September 16	September 25	October 14	October 27			
				PHILLIP ISLAND	BURIRAM	ARAGÓN	ASSEN	IMOLA	DONINGTON PARK	BRNO	MISANO	PORTIMÃO	MAGNY COURS	VILLICUM	LOSAIL			
1 YAMAHA	175			25 1	25 1	25 1	25 1	25 1	25 1	25 1								
2 MV AGUSTA	83	92		10 3	9 2	5 5	16 3	16 2	16 2	16 2								
3 HONDA	58	117	25	8 4	7 4	11 3	9 3	9 4	6 3	8 3								
4 KAWASAKI	57	118	1	3 5	11 5	9 4	8 5	10 5	7 4	9 4								
5 TRIUMPH	45	130	12	11 2	6 3	10 2	11 2	7 3	5 5	5 5								
6 SUZUKI	11	164	34			3 6	1 6	6 6	6 6	7 6								

10/06/2018

First Line: Championship Standings - Second Line: Ranking Progression

These data/results cannot be reproduced, stored and/or transmitted in whole or in part by any manner of electronic, mechanical, photocopying, recording, broadcasting or otherwise now known or herein after developed without the previous express consent by the copyright owner, except for reproduction in daily press and regular printed publications on sale to the public within 60 days of the event related to those data/results and always provided that copyright symbol appears together as follows below.

© DORNA WSBK ORGANIZATION Srl 2018

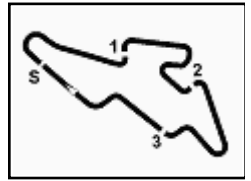
FICR PERUGIA TIMING



Official Tyre Supplier



Official Timekeeper



ACERBIS Czech Round, 8 - 10 June 2018
World Supersport - Pirelli Best Laps Award

Automotodrom Brno 5.403 m

Points	Points From First	Points From Previous	February 25	March 25	April 15	April 22	May 13	May 27	June 10	July 8	September 16	September 25	October 14	October 27						
			PHILLIP ISLAND	BURIRAM	ARAGÓN	ASSEN	IMOLA	DONINGTON PARK	BRNO	MISANO	PORTIMÃO	MAGNY COURS	VILLICUM	LOSAIL						
Fastest Laps																				
1	CORTESE Sandro (GER)	3	1		1			1												
2	KRUMMENACHER Randy (SUI)	2	1	1		1														
3	MAHIAS Lucas (FRA)	2	1	0				1		1										

10/06/2018

These data/results cannot be reproduced, stored and/or transmitted in whole or in part by any manner of electronic, mechanical, photocopying, recording, broadcasting or otherwise now known or herein after developed without the previous express consent by the copyright owner, except for reproduction in daily press and regular printed publications on sale to the public within 60 days of the event related to those data/results and always provided that copyright symbol appears together as follows below.

© DORNA WSBK ORGANIZATION Srl 2018

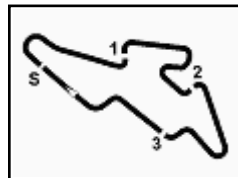
FIKR PERUGIA TIMING



Official Tyre Supplier



Official Timekeeper



ACERBIS Czech Round, 8 - 10 June 2018

World Supersport - Rider's Performance

Automotodrom Brno 5.403 m

Points	Points From First	Points From Previous	February 25 PHILLIP ISLAND		March 25 BURIRAM		April 15 ARAGÓN		April 22 ASSEN		May 13 IMOLA		May 27 DONINGTON PARK		June 10 BRNO		July 8 MISANO		September 16 PORTIMÃO		September 25 MAGNY COURS		October 14 VILLICUM		October 27 LOSAIL									
			G	R	G	R	G	R	G	R	G	R	G	R	G	R	G	R	G	R	G	R	G	R	G	R	G	R	G	R	G	R	G	R
1	CORTESE	122	4	3	4	4	1	1	1	6	9	4	3	1	1	2																		
2	CLUZEL	120	2	9	7	2	Rt	6	3	4	1	2	1	1	2	3	1																	
3	KRUMMENACHER	105	17	15	7	2	5	1	5	11	6	2	11	5	4	4	2	5																
4	MAHIAS	103	19	2	1	1	1	2	2	4	2	4	1	8	2	5	5	4																
5	DE ROSA	83	39	20	8	6	12	7	4	Rt	3	3	10	3	6	3	4	3																
6	CARICASULO	79	43	4	2	4	3	3	3		7	Rt	4	2	7	6	6	Rt																
7	STAPLEFORD	45	77	34	6	5	10	10	8	6	5	5	6	9	8	16	23	18																
8	WEST	41	81	4	5	Rt	6	6	15	9	28		17	6	15	11	8	7																
9	GRADINGER	40	82	1	13	10	19	11	14	23	14	9	19	12	11	8	10	6																
10	TUULI	38	84	2	15	11	18	9	13	8	8	7	15	7																				
11	CRESSON	30	92	8	14	12	15	13	21	12	17	10	16	13	14	12	18	10																
12	SMITH	30	92	0	11	8	11	Rt	11	5	10	Rt	21	24	13	13	11	8																
13	HARTOG	24	98	6					16	10	11	8	5	11	17	Rt	15	11																
14	BADOVINI	21	101	3	10	9	16	15	9	Rt	13	12	12	Rt	9	7	7	Rt																
15	MORAIS	16	106	5					7	7	9	Rt			10	9	9	Rt																
16	LAHTI	11	111	5					19	13	19	15	18	Rt	19	18	14	9																
17	OKUBO	11	111	0	12	14	9	19	10	Rt	12	Rt	8	10	5	Rt	12	13																
18	WAROKORN	11	111	0			8	5																										
19	IRWIN	11	111	0			25	20	26	20	20	13	22	14	12	10	17	17																
20	SOOMER	11	111	0	20	Rt	24	17	22	18	15	11	32	16	16	14	13	12																
21	WILAIROT	8	114	3			7	8																										
22	KENNEDY	4	118	4			14	12																										
23	SOFUOGLU	3	119	1	3	13							3	Rt																				
24	TESSELS	2	120	1					25	22	18	14	25	21	24	20	25	20																
25	CANDUCCI	2	120	0	18	Rt			12	14	21	Rt	27	18	25	21	21	16																
26	KRAISART	2	120	0			13	14																										
27	COPPOLA	2	120	0					20	Rt	22	20	23	19	22	19	16	14																
28	BALDOLINI	1	121	1																														
29	HILL	1	121	0	23				17	15	16	16	20	23	27	17	31	Rt																
30	TOPARIS	1	121	0	17	15																												
31	PEROLARI	1	121	0					24	16					20	15																		
32	MORRENTINO	1	121	0									14	15																				

G = Grid - R = Race

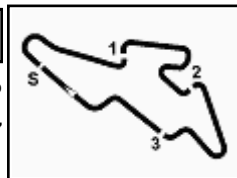
Ns = Did Not Start - Rt = Retired - Ex = Excluded

10/06/2018

These data/results cannot be reproduced, stored and/or transmitted in whole or in part by any manner of electronic, mechanical, photocopying, recording, broadcasting or otherwise now known or herein after developed without the previous express consent by the copyright owner, except for reproduction in daily press and regular printed publications on sale to the public within 60 days of the event related to those data/results and always provided that copyright symbol appears together as follows below.

© DORNA WSBK ORGANIZATION Srl 2018





ACERBIS Czech Round, 8 - 10 June 2018

World Supersport - Best Laps & Speeds

1 / 2

No.	Rider Bike	Nat	Best Lap		FP1		FP2		FP3		SP1		SP2		WUP		RC	
			LL	SPD	LL	SPD	LL	SPD	LL	SPD	LL	SPD	LL	SPD	LL	SPD	LL	SPD
1	11 S. CORTESE Yamaha YZF R6	GER	2'02.670	57 255,3	2'03.553	14 252,3	2'05.128	5 248,8	2'03.259	9 255,3			2'02.670	6 251,1	2'02.997	7 254,1	2'03.988	16 254,1
2	21 R. KRUMMENACHER Yamaha YZF R6	SUI	2'03.274	68 251,7	2'05.330	11 251,7	2'03.722	20 251,7	2'03.622	9 250,0			2'03.274	5 250,0	2'04.201	7 247,7	2'04.288	16 251,1
3	16 J. CLUZEL Yamaha YZF R6	FRA	2'03.101	66 258,9	2'03.681	15 257,7	2'03.502	15 258,9	2'03.101	9 255,9			2'03.323	5 255,3	2'03.547	6 254,1	2'04.081	16 252,9
4	3 R. DE ROSA MV Agusta F3 675	ITA	2'03.626	65 252,3	2'04.668	15 249,4	2'04.592	14 249,4	2'04.197	9 252,3			2'03.626	5 250,0	2'03.862	6 250,0	2'04.018	16 250,0
5	144 L. MAHIAS Yamaha YZF R6	FRA	2'03.671	59 252,9	2'04.143	11 249,4	2'04.650	13 252,9	2'03.679	8 248,8			2'03.671	5 251,1	2'04.189	6 247,1	2'03.886	16 248,2
6	64 F. CARICASULO Yamaha YZF R6	ITA	2'03.675	54 254,1	2'04.364	15 250,5	2'04.035	19 253,5	2'03.675	9 254,1			2'03.740	6 247,7	2'04.413	5 249,4		
7	86 A. BADOVINI MV Agusta F3 675	ITA	2'04.027	46 248,8	2'04.027	12 248,8	2'04.630	16 247,1	2'05.151	7 246,0			2'04.175	6 247,7	2'07.541	2 242,7	2'05.709	3 245,4
8	36 T. GRADINGER Yamaha YZF R6	AUT	2'04.275	65 256,5	2'04.799	15 256,5	2'04.566	15 254,7	2'04.658	8 254,1			2'04.465	5 251,7	2'05.082	6 253,5	2'04.275	16 251,1
9	32 S. MORAIS Kawasaki ZX-6R	POR	2'04.249	57 252,9	2'05.736	14 248,8	2'04.616	18 250,0	2'04.249	8 252,3			2'04.411	5 247,7	2'04.309	7 252,9	2'04.644	5 248,8
10	13 A. WEST Kawasaki ZX-6R	AUS	2'04.315	68 251,1	2'05.437	15 247,1	2'04.585	16 251,1	2'04.315	8 247,7			2'04.381	6 247,1	2'04.468	7 248,2	2'04.634	16 246,5
11	111 K. SMITH Honda CBR600RR	GBR	2'04.482	76 251,1	2'05.995	15 251,1	2'04.692	20 251,1	2'04.834	9 250,5	2'04.922		2'04.482	5 245,4	2'05.383	6 243,7	2'04.737	16 247,7
12	78 H. OKUBO Kawasaki ZX-6R	JPN	2'04.716	77 254,1	2'06.852	18 250,5	2'06.033	17 251,1	2'06.275	8 254,1	2'04.917		2'04.716	6 253,5	2'05.350	6 248,8	2'05.862	16 248,8
13	84 L. CRESSON Yamaha YZF R6	BEL	2'04.838	69 257,7	2'06.631	17 254,1	2'05.504	15 254,1	2'05.259	8 257,7	2'05.641			6 254,7	2'05.023	7 254,7	2'04.838	16 254,1
14	47 R. HARTOG Kawasaki ZX-6R	NED	2'04.939	76 251,7	2'06.486	19 247,7	2'04.939	20 248,8	2'05.257	9 248,8	2'05.193			5 244,9	2'05.291	7 251,7	2'05.611	16 249,4
15	38 H. SOOMER Honda CBR600RR	EST	2'05.052	71 251,1	2'06.727	15 248,8	2'06.063	18 247,1	2'05.897	9 250,0	2'05.052			6 251,1	2'05.605	7 249,4	2'05.959	16 249,4
16	22 E. LAHTI Suzuki GSX-R600	FIN	2'05.109	76 252,3	2'07.058	19 251,7	2'05.751	20 252,3	2'05.812	8 248,8	2'05.163			6 251,1	2'05.188	7 249,4	2'05.109	16 249,4
17	35 S. HILL Triumph Daytona 675	GBR	2'05.156	50 248,8	2'07.114	13 243,7	2'05.156	18 248,8	2'05.276	9 247,1					2'05.906	5 237,8	2'05.614	5 246,0
18	15 A. COPPOLA Yamaha YZF R6	ITA	2'05.232	70 250,5	2'07.711	15 244,9	2'05.783	18 248,2	2'05.504	9 250,5	2'05.232			6 249,4	2'05.508	6 246,0	2'05.706	16 250,5
19	96 A. IRWIN Honda CBR600RR	GBR	2'05.615	66 251,1	2'06.056	19 247,7	2'06.124	14 251,1	2'06.098	9 250,5	2'05.615			5 250,0	2'05.770	3 249,4	2'05.644	16 244,9
20	19 A. BALDOLINI Honda CBR600RR	ITA	2'05.607	65 250,5	2'06.759	14 248,8	2'06.579	16 249,4	2'05.607	8 250,0	2'05.687			5 250,5	2'05.684	6 249,4	2'06.034	16 247,7
21	48 G. MOLNAR Honda CBR600RR	HUN	2'05.748	50 251,7	2'06.835	17 250,5	2'06.380	8 248,2	2'06.546	7 250,0	2'06.808			1 251,7	2'05.748	6 251,7	2'06.321	11 251,7
22	23 M. ENDERLEIN Yamaha YZF R6	GER	2'05.878	65 249,4	2'07.167	17 249,4	2'05.878	19 249,4			2'06.458			6 247,1	2'05.947	7 244,9	2'06.594	16 248,2
23	81 L. STAPLEFORD Yamaha YZF R6	GBR	2'05.901	58 255,9	2'06.535	13 252,9	2'06.001	12 252,9	2'05.937	6 255,9	2'06.332			5 250,5	2'05.901	6 248,8	2'06.509	16 250,5
24	44 L. MORCIANO Kawasaki ZX-6R	ITA	2'05.599	72 248,8	2'07.006	17 248,2	2'05.934	19 248,8	2'05.599	9 247,1	2'05.915			5 248,8	2'07.010	6 242,7	2'07.362	16 243,2
25	77 W. TESSELS Kawasaki ZX-6R	NED	2'05.903	69 250,0	2'06.320	14 250,0	2'05.988	17 248,8	2'05.903	9 249,4	2'06.676			6 246,5	2'06.125	7 248,2	2'06.319	16 245,4

10/06/2018

These data/results cannot be reproduced, stored and/or transmitted in whole or in part by any manner of electronic, mechanical, photocopying, recording, broadcasting or otherwise now known or herein after developed without the previous express consent by the copyright owner, except for reproduction in daily press and regular printed publications on sale to the public within 60 days of the event related to those data/results and always provided that copyright symbol appears together as follows below.

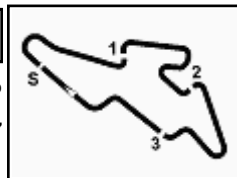
© DORNA WSBK ORGANIZATION Srl 2018

FICR PERUGIA TIMING


Official Tyre Supplier



Official Timekeeper



ACERBIS Czech Round, 8 - 10 June 2018

World Supersport - Best Laps & Speeds

2 / 2

No.	Rider Bike	Nat	Best Lap		FP1		FP2		FP3		SP1		SP2		WUP		RC	
			LL	SPD	LL	SPD	LL	SPD	LL	SPD	LL	SPD	LL	SPD	LL	SPD	LL	SPD
26	65 M. CANDUCCI Honda CBR600RR	ITA	2'06.019		2'08.404		2'06.959		2'06.434		2'06.312				2'06.019		2'06.041	
			65	247,7	16	245,4	16	247,7	8	247,7	5	245,4			4	244,9	16	245,4
27	10 N. CALERO Kawasaki ZX-6R	ESP	2'06.031		2'07.224		2'06.629		2'06.172		2'06.806				2'06.031		2'06.977	
			64	250,5	15	247,1	14	250,5	8	244,9	5	247,7			6	245,4	16	247,7
28	74 J. VAN SIKKELERUS Honda CBR600RR	NED	2'06.315		2'07.197		2'07.919		2'06.812		2'06.315							
			45	246,0	15	243,2	16	244,3	9	244,3	5	246,0						
29	34 J. ITURRIOZ Kawasaki ZX-6R	ARG	2'07.380		2'09.102		2'07.646		2'08.254		2'07.380				2'07.581		2'07.616	
			72	249,4	17	246,0	19	247,1	9	246,0	5	249,4			6	245,4	16	244,9
30	14 M. CHALUPA Yamaha YZF R6	CZE	2'07.273		2'09.756		2'08.405		2'07.273		2'07.522						2'08.233	
			66	248,2	15	244,9	20	245,4	9	248,2	6	244,9					16	241,0
31	69 P. COPPA Honda CBR600RR	CZE	2'09.994		2'12.372		2'10.259		2'09.994		2'10.544				2'10.187		2'11.223	
			69	244,9	17	242,7	15	243,7	9	244,9	6	241,0			6	240,5	16	236,8

10/06/2018

These data/results cannot be reproduced, stored and/or transmitted in whole or in part by any manner of electronic, mechanical, photocopying, recording, broadcasting or otherwise now known or herein after developed without the previous express consent by the copyright owner, except for reproduction in daily press and regular printed publications on sale to the public within 60 days of the event related to those data/results and always provided that copyright symbol appears together as follows below.

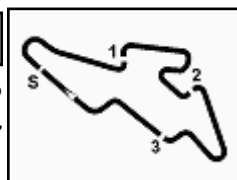
© DORNA WSBK ORGANIZATION Srl 2018

PIRELLI PERUGIA TIMING


Official Tyre Supplier



Official Timekeeper



ACERBIS Czech Round, 8 - 10 June 2018

World Supersport - Race Winners

	2015	2016	2017	2018
01 Phillip Island	Cluzel J. (Fra) Mva	Krummenacher R. (Sui) Kaw	Rolfo R. (Ita) Mva	Mahias L. (Fra) Yam
02 Chang	Wilairot R. (Tha) Hon	Cluzel J. (Fra) Mva	Caricasulo F. (Ita) Yam	Krummenacher R. (Sui) Yam
03 Motorland Aragon	Sofuoglu K. (Tur) Kaw	Sofuoglu K. (Tur) Kaw	Mahias L. (Fra) Yam	Cortese S. (Ger) Yam
04 TT Circuit Assen	Sofuoglu K. (Tur) Kaw	Smith K. (Gbr) Hon	Sofuoglu K. (Tur) Kaw	Cluzel J. (Fra) Yam
05 Autodromo Imola	Sofuoglu K. (Tur) Kaw	Sofuoglu K. (Tur) Kaw	Sofuoglu K. (Tur) Kaw	Cluzel J. (Fra) Yam
06 Donington Park	Sofuoglu K. (Tur) Kaw	Sofuoglu K. (Tur) Kaw	Sofuoglu K. (Tur) Kaw	Cortese S. (Ger) Yam
07 Brno				Cluzel J. (Fra) Yam
08 Misano World Circuit	Cluzel J. (Fra) Mva	Sofuoglu K. (Tur) Kaw	Sofuoglu K. (Tur) Kaw	
09 Portimão	Cluzel J. (Fra) Mva		Sofuoglu K. (Tur) Kaw	
10 Magny-Cours	Jacobsen P. (Usa) Hon	Cluzel J. (Fra) Mva	Tuuli N. (Fin) Yam	
12 Losail	Smith K. (Gbr) Hon	Smith K. (Gbr) Hon	Mahias L. (Fra) Yam	

2018

- 3 J. Cluzel
- 2 S. Cortese
- 1 R. Krummenacher
- 1 L. Mahias

ALL TIMES

- | | | | |
|-------------------|-------------------|-------------------|---------------|
| 43 K. Sofuoglu | 6 M. van der Mark | 2 P. Jacobsen | 1 M. Pirro |
| 16 F. Foret | 5 C. Crutchlow | 2 R. Krummenacher | 1 G. Rea |
| 15 J. Cluzel | 4 J. Whitham | 2 S. Cortese | 1 L. Zanetti |
| 12 S. Charpentier | 4 K. Curtain | 2 F. Caricasulo | 1 N. Tuuli |
| 12 E. Laverty | 4 C. Vermeulen | 1 P. Bontempi | 1 R. Wilairot |
| 11 K. Muggeridge | 3 I. MacPherson | 1 P. Riba | |
| 8 S. Lowes | 3 C. Kellner | 1 W. Zeelenberg | |
| 7 A. Pitt | 3 L. Scassa | 1 G. Nannelli | |
| 6 P. Casoli | 3 J. Lascorz | 1 J. Vd Goorbergh | |
| 6 K. Fujiwara | 3 J. Rea | 1 L. Lanzi | |
| 6 S. Chambon | 3 K. Smith | 1 A. Badovini | |
| 6 J. Teuchert | 3 L. Mahias | 1 Y. Tiberio | |
| 6 B. Parkes | 2 R. Xaus | 1 M. Roccoli | |
| 6 C. Davies | 2 J. Brookes | 1 R. Rolfo | |
| | 2 A. West | 1 S. Morais | |

10/06/2018

These data/results cannot be reproduced, stored and/or transmitted in whole or in part by any manner of electronic, mechanical, photocopying, recording, broadcasting or otherwise now known or herein after developed without the previous express consent by the copyright owner, except for reproduction in daily press and regular printed publications on sale to the public within 60 days of the event related to those data/results and always provided that copyright symbol appears together as follows below.

© DORNA WSBK ORGANIZATION Srl 2018

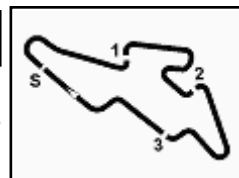
FICR PERUGIA TIMING



Official Tyre Supplier



Official Timekeeper



ACERBIS Czech Round, 8 - 10 June 2018

World Supersport - Team Standings

Automotodrom Brno 5.403 m

1 / 2

	February 25 PHILLIP ISLAND	March 25 BURIRAM	April 15 ARAGÓN	April 22 ASSEN	May 13 IMOLA	May 27 DONINGTON PARK	June 10 BRNO	July 8 MISANO	September 16 PORTIMÃO	September 25 MAGNY COURS	October 14 VILLICUM	October 27 LOSAIL
1 GRT Yamaha Official WorldSSP Team	182											
MAHIAS Lucas	103	25	20	13	13	8	11	13				
CARICASULO Federico	79	13	16	20		20	10					
2 NRT	160 (-22)											
CLUZEL Jules	120	9		16	25	25	20	25				
GRADINGER Thomas	40	6	5		7	4	8	10				
3 Kallio Racing	152 (-30)											
CORTESE Sandro	122	16	13	25	10	13	25	20				
CRESSON Loris	30	4	3	4	6	3	4	6				
4 BARDAHL Evan Bros. WorldSSP Team	105 (-77)											
KRUMMENACHER Randy	105	20	25	5	20	11	13	11				
5 MV Agusta Reparto Corse by Vamag	104 (-78)											
DE ROSA Raffaele	83	10	9		16	16	16	16				
BADOVINI Ayrton	21	7	1		4		9					
6 CIA Landlord Insurance Honda	57 (-125)											
TUULI Niki	38	5	7	8	9	9						
IRWIN Andrew	11				3	2	6					
SMITH Kyle	8							8				
7 Profile Racing	50 (-132)											
STAPLEFORD Luke	45	11	6	10	11	7						
KENNEDY Jack	4		4									
HILL Stefan	1			1								
8 EAB antwest Racing	41 (-141)											
WEST Anthony	41		10	7		10	5	9				
9 Kawasaki Puccetti Racing	30 (-152)											
MORAIS Sheridan	16			9			7					
OKUBO Hikari	11	2				6		3				
SOFUOGLU Kenan	3	3										
10 Team Hartog - Against Cancer	24 (-158)											
HARTOG Rob	24			6	8	5		5				
11 GEMAR Team Lorini	23 (-159)											
SMITH Kyle	22	8		11			3					
BALDOLINI Alex	1							1				
12 Sterkman Motorsport by HRP	11 (-171)											
LAHTI Eemeli	11			3	1			7				
13 CORE Kawasaki Thailand Racing Team	11 (-171)											
WAROKORN Thitipong	11		11									
14 Racedays	11 (-171)											
SOOMER Hannes	11				5		2	4				
15 Yamaha Thailand Racing Team	10 (-172)											
WILAIROT Ratthapong	8		8									
KRAISART Decha	2		2									
16 GRT Yamaha Official WorldSSP Junior Team	2 (-180)											
COPPOLA Alfonso	2						2					
17 Chromeburner Wayne's Racingteam MtM	2 (-180)											
TESSELS Wayne	2			2								
18 Team GoEleven Kawasaki	2 (-180)											
CANDUCCI Michael	2		2									
19 Renzi Corse	1 (-181)											
MORRENTINO Nicola Jr.	1				1							
20 Cube Racing	1 (-181)											
TOPARIS Tom	1	1										

10/06/2018 * Independent teams

These data/results cannot be reproduced, stored and/or transmitted in whole or in part by any manner of electronic, mechanical, photocopying, recording, broadcasting or otherwise now known or herein after developed without the previous express consent by the copyright owner, except for reproduction in daily press and regular printed publications on sale to the public within 60 days of the event related to those data/results and always provided that copyright symbol appears together as follows below.

© DORNA WSBK ORGANIZATION Srl 2018

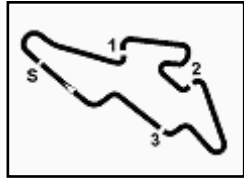
PIRELLI PERUGIA TIMING



Official Tyre Supplier



Official Timekeeper



Automotodrom Brno 5.403 m

ACERBIS Czech Round, 8 - 10 June 2018

World Supersport - Team Standings

2 / 2

	February 25 PHILLIP ISLAND	March 25 BURIRAM	April 15 ARAGÓN	April 22 ASSEN	May 13 IMOLA	May 27 DONINGTON PARK	June 10 BRNO	July 8 MISANO	September 16 PORTIMÃO	September 25 MAGNY COURS	October 14 VILLICUM	October 27 LOSAIL	
21 GMT94 Yamaha			1	(-181)									
PEROLARI Corentin	1					1							

10/06/2018

These data/results cannot be reproduced, stored and/or transmitted in whole or in part by any manner of electronic, mechanical, photocopying, recording, broadcasting or otherwise now known or herein after developed without the previous express consent by the copyright owner, except for reproduction in daily press and regular printed publications on sale to the public within 60 days of the event related to those data/results and always provided that copyright symbol appears together as follows below.

© DORNA WSBK ORGANIZATION Srl 2018

FICR PERUGIA TIMING



Official Tyre Supplier



Official Timekeeper