

ACERBIS Czech Round, 8 - 10 June 2018

World Supersport - Biographical Entry List

Automotodrom Brno 5.403 m

No.	Rider (Abbreviation)	Nat	Bike Team	Wins 2018	Podiums 2018	Pole 2018	Races 2018	Tyres	Class
Age	Date of Birth	Place of Birth							
1	3 DE ROSA Raffaele (DeR)	ITA	MV Agusta F3 675 MV Agusta Reparto Corse by Vomag		4		34	Pirelli	
	31 25/03/1987	Napoli			3		6		
2	10 CALERO Nacho (Cal)	ESP	Kawasaki ZX-6R Orelac Racing VerdNatura				63	Pirelli	
	26 05/07/1991	Valencia					6		
3	11 CORTESE Sandro (Cor)	GER	Yamaha YZF R6 Kallio Racing	2	3	2	6	Pirelli	
	28 06/01/1990	Ochsenhausen		2	3	2	6		
4	13 WEST Anthony (Wes)	AUS	Kawasaki ZX-6R EAB antwest Racing	2	9		31	Pirelli	
	36 17/07/1981	Maryborough					5		
5*	14 CHALUPA Michal (Cha)	CZE	Yamaha YZF R6 Czech Road Racing Team Chalupari					Pirelli	
	35 11/03/1983	Pardubice							
6	15 COPPOLA Alfonso (Cop)	ITA	Yamaha YZF R6 GRT Yamaha Official WorldSSP Junior Team				4	Pirelli	ESS
	20 15/09/1997	Scafati					4		
7	16 CLUZEL Jules (Clu)	FRA	Yamaha YZF R6 NRT	14	37	20	63	Pirelli	
	29 12/10/1988	Montlucon		2	4	1	6		
8	19 BALDOLINI Alex (Bal)	ITA	Honda CBR600RR GEMAR Team Lorini		1		57	Pirelli	
	33 24/01/1985	Cesena							
9	21 KRUMMENACHER Randy (Kru)	SUI	Yamaha YZF R6 BARDAHL Evan Bros. WorldSSP Team	2	6	1	18	Pirelli	
	28 24/02/1990	Zurich		1	3		6		
10	22 LAHTI Eemeli (Lah)	FIN	Suzuki GSX-R600 Sterkman Motorsport by HRP				5	Pirelli	ESS
	21 17/09/1996	Lahti					4		
11**	23 ENDERLEIN Max (End)	GER	Yamaha YZF R6 Freudenberg World SSP Team				1	Pirelli	
	21 22/11/1996	Lichtenstein							
12	32 MORAIS Sheridan (Mor)	POR	Kawasaki ZX-6R Kawasaki Puccetti Racing	1	3	1	40	Pirelli	
	33 11/03/1985	Johannesburg					3		
13	34 ITURRIOZ Javier Ezequiel (Itu)	ARG	Kawasaki ZX-6R Team GoEleven Kawasaki				6	Pirelli	
	27 09/09/1990	Vicuña Mackenna					2		
14	35 HILL Stefan (Hil)	GBR	Triumph Daytona 675 Profile Racing				26	Pirelli	
	20 23/02/1998	Coventry					4		
15	36 GRADINGER Thomas (Gra)	AUT	Yamaha YZF R6 NRT				7	Pirelli	
	21 11/08/1996	St. Marienkirchen					6		
16	38 SOOMER Hannes (Soo)	EST	Honda CBR600RR Racedays				19	Pirelli	
	20 17/02/1998	Tallinn					6		
17	44 MORCIANO Luigi (Moc)	ITA	Kawasaki ZX-6R Team GoEleven Kawasaki				3		
	24 25/02/1994	Anzio							
18	47 HARTOG Rob (Har)	NED	Kawasaki ZX-6R Team Hartog - Against Cancer				13	Pirelli	ESS
	26 26/03/1992	Abbekerk					4		
19**	48 MOLNAR Gergo (Mol)	HUN	Honda CBR600RR VEPP Racing					Pirelli	
	19 03/01/1999	Zalaegerszeg							
20	64 CARICASULO Federico (Car)	ITA	Yamaha YZF R6 GRT Yamaha Official WorldSSP Team	2	7	2	29	Pirelli	
	22 06/04/1996	Ravenna			2		5		
21**	65 CANDUCCI Michael (Can)	ITA	Honda CBR600RR FLORAMO MONACO Racing Team				21	Pirelli	
	20 28/06/1997	Ravenna					5		
22*	69 COPPA Pierre (Coa)	CZE	Honda CBR600RR Motor Village 69 Racing					Pirelli	
	30 11/12/1987	Trieste							
23	74 VAN SIKKELERUS Jaimie (vSk)	NED	Honda CBR600RR GEMAR Team Lorini				17	Pirelli	
	21 25/05/1997	Curacao					6		
24	77 TESSELS Wayne (Tes)	NED	Kawasaki ZX-6R Chromebumer Wayne's Racingteam MTM				4	Pirelli	ESS
	24 21/04/1994	Nieuweigen					4		
25	78 OKUBO Hikari (Oku)	JPN	Kawasaki ZX-6R Kawasaki Puccetti Racing				29	Pirelli	
	24 11/08/1993	Kodaira					6		
26	81 STAPLEFORD Luke (Sta)	GBR	Yamaha YZF R6 Profile Racing			1	31	Pirelli	
	26 11/07/1991	Leicester					6		
27	84 CRESSON Loris (Cre)	BEL	Yamaha YZF R6 Kallio Racing				13	Pirelli	
	19 14/08/1998	Braine L'Alleud					6		
28	86 BADOVINI Ayrton (Bad)	ITA	MV Agusta F3 675 MV Agusta Reparto Corse by Vomag	1	2		15	Pirelli	
	32 31/05/1986	Biella					6		
29	96 IRWIN Andrew (Irw)	GBR	Honda CBR600RR CIA Landlord Insurance Honda				6	Pirelli	
	23 02/09/1994	Country Antrim					5		
30	111 SMITH Kyle (Smi)	GBR	Honda CBR600RR CIA Landlord Insurance Honda	3	6		42	Pirelli	
	26 16/09/1991	Hudersfield					6		
31	144 MAHIAS Lucas (Mah)	FRA	Yamaha YZF R6 GRT Yamaha Official WorldSSP Team	3	11	4	29	Pirelli	
	29 14/04/1989	Mont de Marsan		1	2	3	6		

08/06/2018

* = Wild Card

** = One Event

These data/results cannot be reproduced, stored and/or transmitted in whole or in part by any manner of electronic, mechanical, photocopying, recording, broadcasting or otherwise now known or herein after developed without the previous express consent by the copyright owner, except for reproduction in daily press and regular printed publications on sale to the public within 60 days of the event related to those data/results and always provided that copyright symbol appears together as follows below.

© DORNA WSBK ORGANIZATION Srl 2018

FIAT PERUGIA TIMING



Official Tyre Supplier



Official Timekeeper

ACERBIS Czech Round, 8 - 10 June 2018

World Supersport - Results Free Practice 1st Session

Automotodrom Brno 5.403 m

1 / 2

No.	Rider	Nat	Team	Bike	Class	Time	Gap	Rel.	Laps	Speed	
										Avg	Max
1	11 S. CORTESE	GER	Kallio Racing	Yamaha YZF R6		2'03.553			14	157,429	252,3
2	16 J. CLUZEL	FRA	NRT	Yamaha YZF R6		2'03.681	0.128	0.128	15	157,266	257,8
3	86 A. BADOVINI	ITA	MV Agusta Reparto Corse by Vamag	MV Agusta F3 675		2'04.027	0.474	0.346	12	156,827	248,8
4	144 L. MAHIAS	FRA	GRT Yamaha Official WorldSSP Team	Yamaha YZF R6		2'04.143	0.590	0.116	11	156,681	249,4
5	64 F. CARICASULO	ITA	GRT Yamaha Official WorldSSP Team	Yamaha YZF R6		2'04.364	0.811	0.221	15	156,402	250,6
6	3 R. DE ROSA	ITA	MV Agusta Reparto Corse by Vamag	MV Agusta F3 675		2'04.668	1.115	0.304	15	156,021	249,4
7	36 T. GRADINGER	AUT	NRT	Yamaha YZF R6		2'04.799	1.246	0.131	15	155,857	256,5
8	21 R. KRUMMENACHER	SUI	BARDAHL Evan Bros. WorldSSP Team	Yamaha YZF R6		2'05.330	1.777	0.531	11	155,197	251,7
9	13 A. WEST	AUS	EAB antwest Racing	Kawasaki ZX-6R		2'05.437	1.884	0.107	15	155,064	247,1
10	32 S. MORAIS	POR	Kawasaki Puccetti Racing	Kawasaki ZX-6R		2'05.736	2.183	0.299	14	154,696	248,8
11	111 K. SMITH	GBR	CIA Landlord Insurance Honda	Honda CBR600RR		2'05.995	2.442	0.259	15	154,378	251,2
12	96 A. IRWIN	GBR	CIA Landlord Insurance Honda	Honda CBR600RR		2'06.056	2.503	0.061	19	154,303	247,7
13	77 W. TESSELS	NED	Chromeburner Wayne's Racingteam MfM	Kawasaki ZX-6R	ESS	2'06.320	2.767	0.264	14	153,980	250,0
14	47 R. HARTOG	NED	Team Hartog - Against Cancer	Kawasaki ZX-6R	ESS	2'06.486	2.933	0.166	19	153,778	247,7
15	81 L. STAPLEFORD	GBR	Profile Racing	Yamaha YZF R6		2'06.535	2.982	0.049	13	153,719	252,9
16	84 L. CRESSON	BEL	Kallio Racing	Yamaha YZF R6		2'06.631	3.078	0.096	17	153,602	254,1
17	38 H. SOOMER	EST	Racedays	Honda CBR600RR		2'06.727	3.174	0.096	15	153,486	248,8
18	19 A. BALDOLINI	ITA	GEMAR Team Lorini	Honda CBR600RR		2'06.759	3.206	0.032	14	153,447	248,8
19	48 G. MOLNAR	HUN	VEPP Racing	Honda CBR600RR		2'06.835	3.282	0.076	17	153,355	250,6
20	78 H. OKUBO	JPN	Kawasaki Puccetti Racing	Kawasaki ZX-6R		2'06.852	3.299	0.017	18	153,335	250,6
21	44 L. MORCIANO	ITA	Team GoEleven Kawasaki	Kawasaki ZX-6R		2'07.006	3.453	0.154	17	153,149	248,3
22	22 E. LAHTI	FIN	Sterkman Motorsport by HRP	Suzuki GSX-R600	ESS	2'07.058	3.505	0.052	19	153,086	251,7
23	35 S. HILL	GBR	Profile Racing	Triumph Daytona 675		2'07.114	3.561	0.056	13	153,019	243,8
24	23 M. ENDERLEIN	GER	Freudenberg World SSP Team	Yamaha YZF R6		2'07.167	3.614	0.053	17	152,955	249,4
25	74 J. VAN SIKKELERUS	NED	GEMAR Team Lorini	Honda CBR600RR		2'07.197	3.644	0.030	15	152,919	243,2
26	10 N. CALERO	ESP	Orelac Racing VerdNatura	Kawasaki ZX-6R		2'07.224	3.671	0.027	15	152,886	247,1
27	15 A. COPPOLA	ITA	GRT Yamaha Official WorldSSP Junior Team	Yamaha YZF R6	ESS	2'07.711	4.158	0.487	15	152,303	244,9
28	65 M. CANDUCCI	ITA	FLORAMO MONACO Racing Team	Honda CBR600RR		2'08.404	4.851	0.693	16	151,481	245,5
29	34 J. ITURRIOZ	ARG	Team GoEleven Kawasaki	Kawasaki ZX-6R		2'09.102	5.549	0.698	17	150,662	246,0
30	14 M. CHALUPA	CZE	Czech Road Racing Team Chalupari	Yamaha YZF R6		2'09.756	6.203	0.654	15	149,903	244,9
----- Out 107% in this Session -----											
31	69 P. COPPA	CZE	Motor Village 69 Racing	Honda CBR600RR		2'12.372	8.819	2.616	17	146,940	242,7

Qualifying Lap Time (107% of 2'03.553): 2'12.203

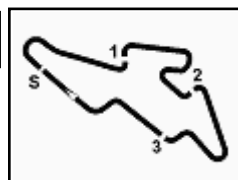
AIR	Humidity:	85%	Temp:	19°C
TRACK	Condition:	Dry	Temp:	27°C

Records	Pole	2009 C.Crutchlow	2'02.060	159,350	Km/h
	Race (RC)	2009 C.Crutchlow	2'02.708	158,510	Km/h
	Circuit	2009 C.Crutchlow	2'02.060	159,350	Km/h

Start 08/06/2018 10:40 End 11:32 The results are provisional until the end of the time limit for protests and appeals and the completion of the technical checks.

These data/results cannot be reproduced, stored and/or transmitted in whole or in part by any manner of electronic, mechanical, photocopying, recording, broadcasting or otherwise now known or herein after developed without the previous express consent by the copyright owner, except for reproduction in daily press and regular printed publications on sale to the public within 60 days of the event related to those data/results and always provided that copyright symbol appears together as follows below.

© DORNA WSBK ORGANIZATION Srl 2018



ACERBIS Czech Round, 8 - 10 June 2018

World Supersport - Results Free Practice 1st Session

Session Highlights

Local Time	No. Rider	Description
10.40.00		Start
10.44.59		WorldSSP Pit Intervention Time: 1min 4secs
10.56.41	81 L. STAPLEFORD	Technical Problem - Turn 12
10.57.37	16 J. CLUZEL	Check Transponder Connection to the Battery
11.01.50	11 S. CORTESE	Lap Cancelled (2'04.600) - Exceeded Track Limits - Turn 14
11.14.25	44 L. MORCIANO	Lap Cancelled (2'08.877) - Exceeded Track Limits - Turn 14
11.32.19		End Of Session

Fastest Laps Sequence

No.	Rider	Nat	Team	Bike	Local Time	Time	Gap	Avg
22	E. LAHTI	FIN	Sterkman Motorsport by HRP	Suzuki GSX-R600	10:45'07.887	2'25.901		133,315
111	K. SMITH	GBR	CIA Landlord Insurance Honda	Honda CBR600RR	10:45'10.056	2'18.662	-7.239	140,275
13	A. WEST	AUS	EAB antwest Racing	Kawasaki ZX-6R	10:45'11.874	2'14.413	-4.249	144,709
16	J. CLUZEL	FRA	NRT	Yamaha YZF R6	10:46'02.838	2'10.264	-4.149	149,318
16	J. CLUZEL	FRA	NRT	Yamaha YZF R6	10:48'09.608	2'06.770	-3.494	153,434
16	J. CLUZEL	FRA	NRT	Yamaha YZF R6	10:50'15.423	2'05.815	-0.955	154,598
16	J. CLUZEL	FRA	NRT	Yamaha YZF R6	10:52'20.788	2'05.365	-0.450	155,153
16	J. CLUZEL	FRA	NRT	Yamaha YZF R6	10:54'25.562	2'04.774	-0.591	155,888
11	S. CORTESE	GER	Kallio Racing	Yamaha YZF R6	11:04'54.722	2'04.585	-0.189	156,125
16	J. CLUZEL	FRA	NRT	Yamaha YZF R6	11:10'47.562	2'04.143	-0.442	156,681
16	J. CLUZEL	FRA	NRT	Yamaha YZF R6	11:12'51.597	2'04.035	-0.108	156,817
16	J. CLUZEL	FRA	NRT	Yamaha YZF R6	11:25'47.427	2'03.681	-0.354	157,266
11	S. CORTESE	GER	Kallio Racing	Yamaha YZF R6	11:28'45.839	2'03.553	-0.128	157,429

Start 08/06/2018 10:40 End 11:32 The results are provisional until the end of the time limit for protests and appeals and the completion of the technical checks.

These data/results cannot be reproduced, stored and/or transmitted in whole or in part by any manner of electronic, mechanical, photocopying, recording, broadcasting or otherwise now known or herein after developed without the previous express consent by the copyright owner, except for reproduction in daily press and regular printed publications on sale to the public within 60 days of the event related to those data/results and always provided that copyright symbol appears together as follows below.

© DORNA WSBK ORGANIZATION Srl 2018

ACERBIS Czech Round, 8 - 10 June 2018

World Supersport - Best Sectors & Speed Free Practice 1st Session

Automotodrom Brno 5.403 m

BEST LAP			
1	11 S. CORTESE	Yamaha YZF R6	2'03.553
2	16 J. CLUZEL	Yamaha YZF R6	2'03.681
3	86 A. BADOVINI	MV Agusta F3 675	2'04.027
4	144 L. MAHIAS	Yamaha YZF R6	2'04.143
5	64 F. CARICASULO	Yamaha YZF R6	2'04.364
6	3 R. DE ROSA	MV Agusta F3 675	2'04.668
7	36 T. GRADINGER	Yamaha YZF R6	2'04.799
8	21 R. KRUMMENACHER	Yamaha YZF R6	2'05.330
9	13 A. WEST	Kawasaki ZX-6R	2'05.437
10	32 S. MORAIS	Kawasaki ZX-6R	2'05.736
11	111 K. SMITH	Honda CBR600RR	2'05.995
12	96 A. IRWIN	Honda CBR600RR	2'06.056
13	77 W. TESSELS	Kawasaki ZX-6R	2'06.320
14	47 R. HARTOG	Kawasaki ZX-6R	2'06.486
15	81 L. STAPLEFORD	Yamaha YZF R6	2'06.535
16	84 L. CRESSON	Yamaha YZF R6	2'06.631
17	38 H. SOOMER	Honda CBR600RR	2'06.727
18	19 A. BALDOLINI	Honda CBR600RR	2'06.759
19	48 G. MOLNAR	Honda CBR600RR	2'06.835
20	78 H. OKUBO	Kawasaki ZX-6R	2'06.852
21	44 L. MORCIANO	Kawasaki ZX-6R	2'07.006
22	22 E. LAHTI	Suzuki GSX-R600	2'07.058
23	35 S. HILL	Triumph Daytona 675	2'07.114
24	23 M. ENDERLEIN	Yamaha YZF R6	2'07.167
25	74 J. VAN SIKKELERUS	Honda CBR600RR	2'07.197
26	10 N. CALERO	Kawasaki ZX-6R	2'07.224
27	15 A. COPPOLA	Yamaha YZF R6	2'07.711
28	65 M. CANDUCCI	Honda CBR600RR	2'08.404
29	34 J. ITURRIOZ	Kawasaki ZX-6R	2'09.102
30	14 M. CHALUPA	Yamaha YZF R6	2'09.756
31	69 P. COPPA	Honda CBR600RR	2'12.372

SPEED			
1	16 J. CLUZEL	Yamaha YZF R6	257,8
2	36 T. GRADINGER	Yamaha YZF R6	256,5
3	84 L. CRESSON	Yamaha YZF R6	254,1
4	81 L. STAPLEFORD	Yamaha YZF R6	252,9
5	11 S. CORTESE	Yamaha YZF R6	252,3
6	21 R. KRUMMENACHER	Yamaha YZF R6	251,7
7	22 E. LAHTI	Suzuki GSX-R600	251,7
8	111 K. SMITH	Honda CBR600RR	251,2
9	64 F. CARICASULO	Yamaha YZF R6	250,6
10	78 H. OKUBO	Kawasaki ZX-6R	250,6
11	48 G. MOLNAR	Honda CBR600RR	250,6
12	77 W. TESSELS	Kawasaki ZX-6R	250,0
13	23 M. ENDERLEIN	Yamaha YZF R6	249,4
14	3 R. DE ROSA	MV Agusta F3 675	249,4
15	144 L. MAHIAS	Yamaha YZF R6	249,4
16	38 H. SOOMER	Honda CBR600RR	248,8
17	86 A. BADOVINI	MV Agusta F3 675	248,8
18	19 A. BALDOLINI	Honda CBR600RR	248,8
19	32 S. MORAIS	Kawasaki ZX-6R	248,8
20	44 L. MORCIANO	Kawasaki ZX-6R	248,3
21	96 A. IRWIN	Honda CBR600RR	247,7
22	47 R. HARTOG	Kawasaki ZX-6R	247,7
23	10 N. CALERO	Kawasaki ZX-6R	247,1
24	13 A. WEST	Kawasaki ZX-6R	247,1
25	34 J. ITURRIOZ	Kawasaki ZX-6R	246,0
26	65 M. CANDUCCI	Honda CBR600RR	245,5
27	14 M. CHALUPA	Yamaha YZF R6	244,9
28	15 A. COPPOLA	Yamaha YZF R6	244,9
29	35 S. HILL	Triumph Daytona 675	243,8
30	74 J. VAN SIKKELERUS	Honda CBR600RR	243,2
31	69 P. COPPA	Honda CBR600RR	242,7

SEG. 1	
1	16 J. CLUZEL 31.939
2	11 S. CORTESE 32.032
3	36 T. GRADINGER 32.160
4	144 L. MAHIAS 32.275
5	3 R. DE ROSA 32.295
6	64 F. CARICASULO 32.370
7	86 A. BADOVINI 32.384
8	21 R. KRUMMENACHER 32.567
9	32 S. MORAIS 32.578
10	13 A. WEST 32.718
11	48 G. MOLNAR 32.726
12	81 L. STAPLEFORD 32.749
13	47 R. HARTOG 32.777
14	111 K. SMITH 32.792
15	77 W. TESSELS 32.822
16	84 L. CRESSON 32.824
17	19 A. BALDOLINI 32.842
18	22 E. LAHTI 32.924
19	44 L. MORCIANO 32.951
20	96 A. IRWIN 32.952
21	78 H. OKUBO 32.956
22	35 S. HILL 32.968
23	38 H. SOOMER 32.988
24	23 M. ENDERLEIN 33.002
25	15 A. COPPOLA 33.105
26	10 N. CALERO 33.155
27	74 J. VAN SIKKELERUS 33.333
28	34 J. ITURRIOZ 33.349
29	65 M. CANDUCCI 33.356
30	14 M. CHALUPA 33.682
31	69 P. COPPA 34.585

SEG. 2	
1	11 S. CORTESE 36.724
2	64 F. CARICASULO 36.737
3	16 J. CLUZEL 36.737
4	86 A. BADOVINI 36.754
5	144 L. MAHIAS 36.916
6	3 R. DE ROSA 37.049
7	21 R. KRUMMENACHER 37.128
8	13 A. WEST 37.178
9	36 T. GRADINGER 37.231
10	111 K. SMITH 37.280
11	47 R. HARTOG 37.334
12	32 S. MORAIS 37.346
13	74 J. VAN SIKKELERUS 37.349
14	96 A. IRWIN 37.353
15	77 W. TESSELS 37.501
16	84 L. CRESSON 37.649
17	81 L. STAPLEFORD 37.655
18	38 H. SOOMER 37.657
19	44 L. MORCIANO 37.667
20	19 A. BALDOLINI 37.724
21	48 G. MOLNAR 37.724
22	35 S. HILL 37.756
23	10 N. CALERO 37.757
24	78 H. OKUBO 37.758
25	15 A. COPPOLA 37.819
26	23 M. ENDERLEIN 37.821
27	22 E. LAHTI 37.834
28	65 M. CANDUCCI 38.068
29	34 J. ITURRIOZ 38.223
30	14 M. CHALUPA 38.701
31	69 P. COPPA 39.222

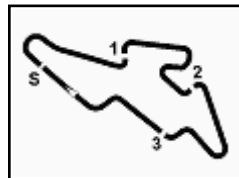
SEG. 3	
1	11 S. CORTESE 33.869
2	86 A. BADOVINI 33.897
3	144 L. MAHIAS 33.924
4	16 J. CLUZEL 33.951
5	3 R. DE ROSA 34.136
6	64 F. CARICASULO 34.165
7	21 R. KRUMMENACHER 34.191
8	36 T. GRADINGER 34.205
9	13 A. WEST 34.309
10	32 S. MORAIS 34.310
11	111 K. SMITH 34.418
12	96 A. IRWIN 34.426
13	38 H. SOOMER 34.564
14	77 W. TESSELS 34.594
15	84 L. CRESSON 34.603
16	19 A. BALDOLINI 34.683
17	81 L. STAPLEFORD 34.752
18	48 G. MOLNAR 34.754
19	78 H. OKUBO 34.762
20	47 R. HARTOG 34.781
21	74 J. VAN SIKKELERUS 34.796
22	23 M. ENDERLEIN 34.808
23	44 L. MORCIANO 34.814
24	10 N. CALERO 34.821
25	35 S. HILL 34.839
26	22 E. LAHTI 34.889
27	15 A. COPPOLA 34.998
28	65 M. CANDUCCI 35.016
29	34 J. ITURRIOZ 35.144
30	14 M. CHALUPA 35.427
31	69 P. COPPA 36.008

SEG. 4	
1	16 J. CLUZEL 20.882
2	64 F. CARICASULO 20.886
3	11 S. CORTESE 20.921
4	86 A. BADOVINI 20.992
5	36 T. GRADINGER 20.999
6	21 R. KRUMMENACHER 21.028
7	144 L. MAHIAS 21.028
8	13 A. WEST 21.137
9	3 R. DE ROSA 21.143
10	48 G. MOLNAR 21.307
11	111 K. SMITH 21.315
12	32 S. MORAIS 21.319
13	96 A. IRWIN 21.325
14	10 N. CALERO 21.335
15	81 L. STAPLEFORD 21.336
16	15 A. COPPOLA 21.350
17	77 W. TESSELS 21.356
18	84 L. CRESSON 21.374
19	78 H. OKUBO 21.376
20	38 H. SOOMER 21.394
21	19 A. BALDOLINI 21.400
22	44 L. MORCIANO 21.400
23	22 E. LAHTI 21.411
24	23 M. ENDERLEIN 21.415
25	35 S. HILL 21.454
26	47 R. HARTOG 21.573
27	74 J. VAN SIKKELERUS 21.596
28	65 M. CANDUCCI 21.709
29	14 M. CHALUPA 21.821
30	34 J. ITURRIOZ 21.823
31	69 P. COPPA 22.016

08/06/2018

These data/results cannot be reproduced, stored and/or transmitted in whole or in part by any manner of electronic, mechanical, photocopying, recording, broadcasting or otherwise now known or herein after developed without the previous express consent by the copyright owner, except for reproduction in daily press and regular printed publications on sale to the public within 60 days of the event related to those data/results and always provided that copyright symbol appears together as follows below.

© DORNA WSBK ORGANIZATION Srl 2018



ACERBIS Czech Round, 8 - 10 June 2018

World Supersport - Ideal Times Free Practice 1st Session

Automotodrom Brno 5.403 m

No.	Rider	Nat	Bike	Seg. 1	Seg. 2	Seg. 3	Seg. 4	Ideal Time			
				Diff. 1	Diff. 2	Diff. 3	Diff. 4	Best Lap	Pos.	Diff.	
1	16 J. CLUZEL	FRA	Yamaha YZF R6	31.939	36.737 0.015	33.951 0.016	20.882 0.141	2'03.509	2'03.681	2	0.172
2	11 S. CORTESE	GER	Yamaha YZF R6	32.032 0.007	36.724	33.869	20.921	2'03.546	2'03.553	1	0.007
3	86 A. BADOVINI	ITA	MV Agusta F3 675	32.384	36.754	33.897	20.992	2'04.027	2'04.027	3	
4	144 L. MAHIAS	FRA	Yamaha YZF R6	32.275	36.916	33.924	21.028	2'04.143	2'04.143	4	
5	64 F. CARICASULO	ITA	Yamaha YZF R6	32.370 0.063	36.737	34.165 0.143	20.886	2'04.158	2'04.364	5	0.206
6	36 T. GRADINGER	AUT	Yamaha YZF R6	32.160	37.231 0.204	34.205	20.999	2'04.595	2'04.799	7	0.204
7	3 R. DE ROSA	ITA	MV Agusta F3 675	32.295	37.049	34.136	21.143 0.045	2'04.623	2'04.668	6	0.045
8	21 R. KRUMMENACHER	SUI	Yamaha YZF R6	32.567 0.042	37.128 0.250	34.191 0.119	21.028 0.005	2'04.914	2'05.330	8	0.416
9	13 A. WEST	AUS	Kawasaki ZX-6R	32.718	37.178 0.095	34.309	21.137	2'05.342	2'05.437	9	0.095
10	32 S. MORAIS	POR	Kawasaki ZX-6R	32.578 0.046	37.346 0.049	34.310	21.319 0.088	2'05.553	2'05.736	10	0.183
11	111 K. SMITH	GBR	Honda CBR600RR	32.792	37.280 0.084	34.418 0.021	21.315 0.085	2'05.805	2'05.995	11	0.190
12	96 A. IRWIN	GBR	Honda CBR600RR	32.952	37.353	34.426	21.325	2'06.056	2'06.056	12	
13	77 W. TESSELS	NED	Kawasaki ZX-6R	32.822	37.501	34.594 0.047	21.356	2'06.273	2'06.320	13	0.047
14	84 L. CRESSON	BEL	Yamaha YZF R6	32.824 0.141	37.649	34.603	21.374 0.040	2'06.450	2'06.631	16	0.181
15	47 R. HARTOG	NED	Kawasaki ZX-6R	32.777	37.334	34.781 0.021	21.573	2'06.465	2'06.486	14	0.021
16	81 L. STAPLEFORD	GBR	Yamaha YZF R6	32.749	37.655	34.752	21.336 0.043	2'06.492	2'06.535	15	0.043
17	48 G. MOLNAR	HUN	Honda CBR600RR	32.726 0.324	37.724	34.754	21.307	2'06.511	2'06.835	19	0.324
18	38 H. SOOMER	EST	Honda CBR600RR	32.988	37.657 0.110	34.564	21.394 0.014	2'06.603	2'06.727	17	0.124
19	19 A. BALDOLINI	ITA	Honda CBR600RR	32.842	37.724 0.057	34.683 0.011	21.400 0.042	2'06.649	2'06.759	18	0.110
20	44 L. MORCIANO	ITA	Kawasaki ZX-6R	32.951 0.174	37.667	34.814	21.400	2'06.832	2'07.006	21	0.174
21	78 H. OKUBO	JPN	Kawasaki ZX-6R	32.956	37.758	34.762	21.376	2'06.852	2'06.852	20	
22	35 S. HILL	GBR	Triumph Daytona 675	32.968 0.097	37.756	34.839	21.454	2'07.017	2'07.114	23	0.097
23	23 M. ENDERLEIN	GER	Yamaha YZF R6	33.002 0.121	37.821	34.808	21.415	2'07.046	2'07.167	24	0.121
24	22 E. LAHTI	FIN	Suzuki GSX-R600	32.924	37.834	34.889	21.411	2'07.058	2'07.058	22	
25	10 N. CALERO	ESP	Kawasaki ZX-6R	33.155 0.060	37.757 0.096	34.821	21.335	2'07.068	2'07.224	26	0.156
26	74 J. VAN SIKKELERUS	NED	Honda CBR600RR	33.333	37.349	34.796	21.596 0.123	2'07.074	2'07.197	25	0.123
27	15 A. COPPOLA	ITA	Yamaha YZF R6	33.105 0.235	37.819 0.056	34.998 0.148	21.350	2'07.272	2'07.711	27	0.439
28	65 M. CANDUCCI	ITA	Honda CBR600RR	33.356	38.068 0.123	35.016 0.086	21.709 0.046	2'08.149	2'08.404	28	0.255
29	34 J. ITURRIOZ	ARG	Kawasaki ZX-6R	33.349 0.390	38.223 0.030	35.144	21.823 0.143	2'08.539	2'09.102	29	0.563
30	14 M. CHALUPA	CZE	Yamaha YZF R6	33.682	38.701 0.125	35.427	21.821	2'09.631	2'09.756	30	0.125
31	69 P. COPPA	CZE	Honda CBR600RR	34.585 0.181	39.222 0.316	36.008 0.044	22.016	2'11.831	2'12.372	31	0.541
Overall Ideal Time				31.939	36.724	33.869	20.882	2'03.414			

08/06/2018

These data/results cannot be reproduced, stored and/or transmitted in whole or in part by any manner of electronic, mechanical, photocopying, recording, broadcasting or otherwise now known or herein after developed without the previous express consent by the copyright owner, except for reproduction in daily press and regular printed publications on sale to the public within 60 days of the event related to those data/results and always provided that copyright symbol appears together as follows below.

© DORNA WSBK ORGANIZATION Srl 2018

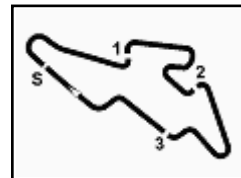
FICR PERUGIA TIMING



Official Tyre Supplier



Official Timekeeper



ACERBIS Czech Round, 8 - 10 June 2018

World Supersport - Chronological Analysis Free Practice 1st Session

Automotodrom Brno 5.403 m

1 / 5

1° 11 S. CORTESE (2'03.553)							
Lap	Seg.1	Seg.2	Seg.3	Seg.4	Lap Time	km/h	Local Time
1		40.555	37.009	22.495			10:52'21.279
2	32.815	37.769	34.830	21.303	2'06.717	251,7	10:54'27.996
3	32.593	37.498	35.271	21.304	2'06.666	251,2	10:56'34.662
4	32.468	37.337	34.187	21.064	2'05.056	249,4	10:58'39.718
5	32.289	37.165	34.076	21.070	2'04.600C	250,6	11:00'44.318
6	32.291	37.719	34.604	21.205	2'05.819	250,0	11:02'50.137
7	32.262	37.050	34.136	21.137	2'04.585	250,6	11:04'54.722
8	32.171	37.292	35.912	31.751	2'17.126P	252,3	11:07'11.848
9	6'02.363	37.695	35.204	21.439	7'36.701P		11:14'48.549
10	32.372	37.018	34.073	21.112	2'04.575	250,0	11:16'53.124
11	32.331	37.097	34.432	27.649	2'11.509P	251,2	11:19'04.633
12	4'00.501	37.313	34.285	21.743	5'33.842P		11:24'38.475
13	32.078	36.816	33.952	20.965	2'03.811	251,7	11:26'42.286
14	32.039	36.724	33.869	20.921	2'03.553	251,7	11:28'45.839
15	32.032	36.824	33.896	20.972	2'03.724	251,2	11:30'49.563

10	4'33.830	37.372	34.710	21.311	6'07.223P		11:26'13.744
11	32.275	36.916	33.924	21.028	2'04.143	248,3	11:28'17.887
12	32.383	37.067	34.350	21.202	2'05.002	248,8	11:30'22.889

5° 64 F. CARICASULO (2'04.364)							
Lap	Seg.1	Seg.2	Seg.3	Seg.4	Lap Time	km/h	Local Time
1		42.570	39.809	23.089			10:49'00.450
2	35.147	40.293	38.350	22.412	2'16.202	247,1	10:51'16.652
3	34.644	38.787	35.943	21.729	2'11.103	238,9	10:53'27.755
4	33.488	38.475	35.867	21.747	2'09.577	250,6	10:55'37.332
5	33.415	37.778	35.598	21.660	2'08.451	247,7	10:57'45.783
6	33.218	37.900	35.268	21.455	2'07.841	248,8	10:59'53.624
7	33.014	37.272	34.637	21.216	2'06.139	247,7	11:01'59.763
8	32.890	37.437	34.893	34.270	2'19.490P	249,4	11:04'19.253
9	6'05.377	37.844	34.949	21.320	7'39.490P		11:11'58.743
10	32.725	37.573	34.475	21.131	2'05.904	250,0	11:14'04.647
11	32.583	37.442	34.897	32.763	2'17.685P	248,8	11:16'22.332
12	3'56.055	37.075	34.490	21.592	5'29.212P		11:21'51.544
13	32.370	36.908	34.281	21.014	2'04.573	250,0	11:23'56.117
14	32.493	36.847	34.165	20.986	2'04.491	249,4	11:26'00.608
15	32.433	36.737	34.308	20.886	2'04.364	248,3	11:28'04.972
16	32.438	36.908	34.204	21.026	2'04.576	249,4	11:30'09.548

2° 16 J. CLUZEL (2'03.681)							
Lap	Seg.1	Seg.2	Seg.3	Seg.4	Lap Time	km/h	Local Time
1		41.399	37.523	21.993			10:43'52.574
2	33.124	38.343	36.054	22.743	2'10.264	252,9	10:46'02.838
3	32.515	37.906	34.970	21.379	2'06.770	254,7	10:48'09.608
4	32.301	37.411	34.889	21.214	2'05.815	254,1	10:50'15.423
5	32.289	37.082	34.544	21.450	2'05.365	256,5	10:52'20.788
6	32.146	37.007	34.595	21.026	2'04.774	256,5	10:54'25.562
7	33.792	39.380	34.946	29.320	2'17.438P	255,9	10:56'43.000
8	10'26.521	38.076	34.626	21.196	12'00.419P		11:08'43.419
9	32.103	36.990	34.065	20.985	2'04.143	254,7	11:10'47.562
10	32.044	36.889	34.138	20.964	2'04.035	255,3	11:12'51.597
11	33.392	37.390	34.449	28.450	2'13.681P	255,9	11:15'05.278
12	7'04.075	38.188	34.990	21.215	8'38.468P		11:23'43.746
13	31.939	36.752	33.967	21.023	2'03.681	254,7	11:25'47.427
14	31.948	39.802	34.777	21.070	2'07.597	255,9	11:27'55.024
15	32.131	36.914	33.951	20.882	2'03.878	255,9	11:29'58.902
16	32.144	36.737	34.023	32.042	2'14.946P	257,8	11:32'13.848

6° 3 R. DE ROSA (2'04.668)							
Lap	Seg.1	Seg.2	Seg.3	Seg.4	Lap Time	km/h	Local Time
1		42.360	39.296	23.604			10:45'08.060
2	36.039	40.384	37.303	22.941	2'16.667	242,7	10:47'24.727
3	33.946	38.494	36.094	24.234	2'12.768	244,3	10:49'37.495
4	33.636	38.221	35.271	21.650	2'08.778	249,4	10:51'46.273
5	33.102	37.887	34.967	21.406	2'07.362	248,8	10:53'53.635
6	33.178	37.723	34.995	21.497	2'07.393	246,6	10:56'01.028
7	32.999	38.834	35.763	22.174	2'09.770	246,6	10:58'10.798
8	33.016	37.562	34.802	21.320	2'06.700	245,5	11:00'17.498
9	35.153	39.165	36.461	33.452	2'24.231P	245,5	11:02'41.729
10	11'48.603	38.136	34.857	21.407	13'23.003P		11:16'04.732
11	33.007	37.544	34.685	21.292	2'06.528	244,9	11:18'11.260
12	32.902	37.566	34.664	21.304	2'06.436	245,5	11:20'17.696
13	32.882	37.347	34.784	21.237	2'06.250	244,3	11:22'23.946
14	33.185	38.835	36.489	29.206	2'17.715P	245,5	11:24'41.661
15	2'29.490	42.237	34.429	21.143	4'07.299P		11:28'48.960
16	32.295	37.049	34.136	21.188	2'04.668	247,1	11:30'53.628

3° 86 A. BADOVINI (2'04.027)							
Lap	Seg.1	Seg.2	Seg.3	Seg.4	Lap Time	km/h	Local Time
1		42.331	38.268	33.074			10:58'59.748
2	1'55.046	39.953	36.863	22.673	3'34.535P		11:02'34.283
3	34.446	38.601	35.164	21.752	2'09.963	243,2	11:04'44.246
4	33.500	37.808	34.697	21.379	2'07.384	245,5	11:06'51.630
5	33.379	37.766	34.777	21.340	2'07.262	244,3	11:08'58.892
6	33.015	37.641	34.905	21.237	2'06.798	247,1	11:11'05.690
7	32.972	37.320	34.471	21.375	2'06.138	246,0	11:13'11.828
8	32.893	37.985	34.708	21.497	2'07.083	247,1	11:15'18.911
9	32.918	37.648	34.721	21.378	2'06.665	246,6	11:17'25.576
10	34.321	39.127	36.511	30.722	2'20.681P	246,6	11:19'46.257
11	4'54.489	37.360	34.806	21.404	6'28.059P		11:26'14.316
12	32.384	36.754	33.897	20.992	2'04.027	247,7	11:28'18.343
13	32.438	36.804	34.361	21.193	2'04.796	248,8	11:30'23.139

7° 36 T. GRADINGER (2'04.799)							
Lap	Seg.1	Seg.2	Seg.3	Seg.4	Lap Time	km/h	Local Time
1		43.848	39.242	24.333			10:47'17.762
2	35.935	40.559	37.303	22.320	2'16.117	248,3	10:49'33.879
3	33.569	38.629	35.799	21.640	2'09.637	252,9	10:51'43.516
4	33.247	38.302	35.334	21.571	2'08.454	252,9	10:53'51.970
5	33.473	38.057	35.034	21.471	2'08.035	252,3	10:56'00.005
6	33.113	38.158	35.019	21.590	2'07.880	250,6	10:58'07.885
7	33.025	37.684	34.824	21.345	2'06.878	252,9	11:00'14.763
8	33.194	39.529	35.794	31.512	2'20.029P	252,9	11:02'34.792
9	9'49.557	38.202	35.431	21.486	11'24.676P		11:13'59.468
10	32.725	38.042	34.828	21.232	2'06.827	252,9	11:16'06.295
11	32.323	37.371	34.656	21.158	2'05.508	256,5	11:18'11.803
12	32.692	37.707	34.979	30.303	2'15.681P	255,3	11:20'27.484
13	3'41.468	38.899	37.111	22.943	5'20.421P		11:25'47.905
14	32.160	37.435	34.205	20.999	2'04.799	255,9	11:27'52.704
15	32.574	37.231	34.590	21.230	2'05.625	255,3	11:29'58.329
16	32.464	37.469	34.346	21.218	2'05.497	253,5	11:32'03.826

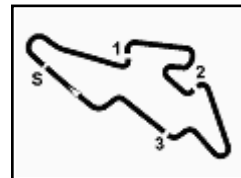
4° 144 L. MAHIAS (2'04.143)							
Lap	Seg.1	Seg.2	Seg.3	Seg.4	Lap Time	km/h	Local Time
1		39.183	35.960	21.728			10:54'49.056
2	33.479	38.335	35.165	21.338	2'08.317	246,6	10:56'57.373
3	33.002	37.452	34.759	21.180	2'06.393	247,1	10:59'03.766
4	32.783	37.233	34.492	21.124	2'05.632	248,3	11:01'09.398
5	33.753	38.062	35.416	28.919	2'16.150P	247,7	11:03'25.548
6	8'40.041	37.699	34.560	21.095	10'13.395P		11:13'38.943
7	32.772	37.365	34.342	21.168	2'05.647	247,7	11:15'44.590
8	32.718	37.313	34.449	21.712	2'06.192	248,3	11:17'50.782
9	33.216	39.520	36.364	26.639	2'15.739P	249,4	11:20'06.521

8° 21 R. KRUMMENACHER (2'05.330)							
Lap	Seg.1	Seg.2	Seg.3	Seg.4	Lap Time	km/h	Local Time
1		39.836	35.957	21.777			10:54'45.671

08/06/2018 P = Pits In/Out - C = Lap Time Cancelled

These data/results cannot be reproduced, stored and/or transmitted in whole or in part by any manner of electronic, mechanical, photocopying, recording, broadcasting or otherwise now known or herein after developed without the previous express consent by the copyright owner, except for reproduction in daily press and regular printed publications on sale to the public within 60 days of the event related to those data/results and always provided that copyright symbol appears together as follows below.

© DORNA WSBK ORGANIZATION Srl 2018



ACERBIS Czech Round, 8 - 10 June 2018

World Supersport - Chronological Analysis Free Practice 1st Session

Automotodrom Brno 5.403 m

2 / 5

Lap	Seg.1	Seg.2	Seg.3	Seg.4	Lap Time	km/h	Local Time
2	33.118	37.952	34.770	21.233	2'07.073	249,4	10:56'52.744
3	32.720	37.830	34.643	21.235	2'06.428	248,8	10:58'59.172
4	32.602	37.583	35.006	21.150	2'06.341	249,4	11:01'05.513
5	32.624	37.601	34.441	21.028	2'05.694	249,4	11:03'11.207
6	32.940	37.590	34.357	21.102	2'05.989	251,7	11:05'17.196
7	32.637	37.499	34.464	21.101	2'05.701	250,6	11:07'22.897
8	32.609	37.378	34.310	21.033	2'05.330	249,4	11:09'28.227
9	33.481	38.980	36.012	29.397	2'17.870P	250,6	11:11'46.097
10	8'57.184	37.862	34.575	21.193	10'30.814P		11:22'16.911
11	32.567	37.128	34.191	27.376	2'11.262P	248,3	11:24'28.173
12	4'05.493	37.982	34.447	21.135	5'39.057P		11:30'07.230

9° 13 A. WEST (2'05.437)							
Lap	Seg.1	Seg.2	Seg.3	Seg.4	Lap Time	km/h	Local Time
1		42.627	39.140	23.278			10:42'57.461
2	34.933	40.091	37.160	22.229	2'14.413	243,8	10:45'11.874
3	33.890	40.231	36.071	21.842	2'12.034	244,9	10:47'23.908
4	33.479	38.181	36.085	21.660	2'09.405	244,9	10:49'33.313
5	33.519	37.853	35.382	21.407	2'08.161	245,5	10:51'41.474
6	33.313	37.865	35.098	21.406	2'07.682	246,0	10:53'49.156
7	32.999	37.719	35.016	21.340	2'07.074	245,5	10:55'56.230
8	34.532	39.136	37.448	27.993	2'19.109P	245,5	10:58'15.339
9	16'44.884	39.323	35.615	21.768	18'21.590P		11:16'36.929
10	33.266	37.444	34.630	21.281	2'06.621	240,0	11:18'43.550
11	32.739	37.178	34.539	21.277	2'05.733	244,9	11:20'49.283
12	32.748	37.324	34.572	21.282	2'05.926	244,3	11:22'55.209
13	32.744	37.366	34.432	21.201	2'05.743	245,5	11:25'00.952
14	32.787	37.228	34.409	21.220	2'05.644	245,5	11:27'06.596
15	32.718	37.273	34.309	21.137	2'05.437	246,0	11:29'12.033
16	32.765	37.231	34.370	21.203	2'05.569	247,1	11:31'17.602

10° 32 S. MORAIS (2'05.736)							
Lap	Seg.1	Seg.2	Seg.3	Seg.4	Lap Time	km/h	Local Time
1		43.278	40.294	31.062			10:42'47.262
2	8'43.146	39.396	36.324	22.056	10'20.922P		10:53'08.184
3	33.424	38.378	35.660	21.695	2'09.157	247,7	10:55'17.341
4	32.961	38.905	35.694	21.450	2'09.010	247,7	10:57'26.351
5	33.139	37.965	35.091	21.599	2'07.794	248,3	10:59'34.145
6	33.084	38.127	34.948	21.408	2'07.567	246,0	11:01'41.712
7	33.138	38.253	35.491	30.506	2'17.388P	246,6	11:03'59.100
8	5'45.973	38.379	35.050	21.535	7'20.937P		11:11'20.037
9	33.155	38.034	34.955	21.319	2'07.463	245,5	11:13'27.500
10	32.951	38.193	34.885	21.333	2'07.362	248,3	11:15'34.862
11	32.749	37.746	34.705	21.358	2'06.558	247,1	11:17'41.420
12	33.046	38.118	35.212	27.905	2'14.281P	248,8	11:19'55.701
13	4'48.734	37.716	34.611	21.393	6'22.454P		11:26'18.155
14	32.624	37.395	34.310	21.407	2'05.736	245,5	11:28'23.891
15	32.578	37.346	34.395	21.470	2'05.789	247,7	11:30'29.680

11° 111 K. SMITH (2'05.995)							
Lap	Seg.1	Seg.2	Seg.3	Seg.4	Lap Time	km/h	Local Time
1		43.005	41.718	24.077			10:42'51.394
2	36.207	40.826	38.666	22.963	2'18.662	236,3	10:45'10.056
3	35.179	41.408	36.213	22.374	2'15.174	247,1	10:47'25.230
4	33.999	39.012	35.693	22.258	2'10.962	249,4	10:49'36.192
5	33.890	38.490	35.481	21.851	2'09.712	247,7	10:51'45.904
6	33.773	38.718	35.195	32.403	2'20.089P	247,7	10:54'05.993
7	10'13.437	38.711	35.642	21.868	11'49.658P		11:05'55.651
8	33.612	37.830	34.687	21.533	2'07.662	247,1	11:08'03.313
9	33.255	37.746	34.849	21.474	2'07.324	247,7	11:10'10.637
10	33.378	37.870	35.185	30.064	2'16.497P	245,5	11:12'27.134
11	7'23.652	37.860	34.462	21.495	8'57.469P		11:21'24.603
12	32.792	37.364	34.439	21.400	2'05.995	251,2	11:23'30.598
13	32.973	37.505	34.418	21.315	2'06.211	247,1	11:25'36.809

12° 96 A. IRWIN (2'06.056)							
Lap	Seg.1	Seg.2	Seg.3	Seg.4	Lap Time	km/h	Local Time
1		46.252	43.181	24.241			10:42'52.013
2	36.467	41.850	39.184	22.574	2'20.075	240,5	10:45'12.088
3	34.377	40.517	37.929	22.123	2'14.946	247,7	10:47'27.034
4	34.238	39.443	36.606	22.122	2'12.409	244,9	10:49'39.443
5	34.120	38.954	36.653	21.868	2'11.595	246,0	10:51'51.038
6	34.008	38.944	38.081	21.916	2'12.949	244,9	10:54'03.987
7	34.102	38.645	36.202	21.782	2'10.731	243,2	10:56'14.718
8	33.543	38.431	35.555	21.629	2'09.158	243,8	10:58'23.876
9	33.554	38.749	35.425	21.643	2'09.371	244,3	11:00'33.247
10	33.463	38.584	35.494	21.610	2'09.151	243,8	11:02'42.398
11	33.471	38.285	35.092	21.522	2'08.370	242,7	11:04'50.768
12	34.694	39.212	36.400	31.708	2'22.014P	246,6	11:07'12.782
13	7'43.959	39.254	38.890	22.188	9'24.291P		11:16'37.073
14	33.435	37.540	34.668	21.367	2'07.010	241,1	11:18'44.083
15	32.952	37.353	34.426	21.325	2'06.056	246,0	11:20'50.139
16	33.059	38.935	35.125	21.492	2'08.611	244,9	11:22'58.750
17	33.073	38.374	35.548	21.434	2'08.429	244,3	11:25'07.179
18	33.407	38.705	35.096	21.627	2'08.835	244,3	11:27'16.014
19	33.289	37.830	35.106	21.476	2'07.701	244,9	11:29'23.715
20	33.586	38.504	37.251	31.923	2'21.264P	244,3	11:31'44.979

13° 77 W. TESSELS (2'06.320)							
Lap	Seg.1	Seg.2	Seg.3	Seg.4	Lap Time	km/h	Local Time
1		41.467	38.475	23.044			10:54'11.897
2	34.740	40.165	37.205	22.230	2'14.340	243,8	10:56'26.237
3	33.939	39.129	35.963	21.623	2'10.654	243,8	10:58'36.891
4	33.459	38.431	35.706	21.707	2'09.303	250,0	11:00'46.194
5	33.489	38.290	35.867	21.610	2'09.256	247,1	11:02'55.450
6	33.599	38.877	36.089	32.261	2'20.826P	246,0	11:05'16.276
7	4'41.396	39.345	35.725	23.375	6'19.841P		11:11'36.117
8	33.258	37.842	35.125	21.483	2'07.708	244,9	11:13'43.825
9	33.094	37.732	35.108	21.714	2'07.648	246,0	11:15'51.473
10	33.054	37.836	35.284	21.587	2'07.761	246,0	11:17'59.234
11	33.163	37.831	35.318	35.464	2'21.776P	246,0	11:20'21.010
12	3'40.340	40.643	35.032	21.563	5'17.578P		11:25'38.588
13	32.822	37.501	34.641	21.356	2'06.320	248,3	11:27'44.908
14	32.930	37.586	34.594	21.417	2'06.527	248,3	11:29'51.435
15	33.281	38.777	36.913	34.391	2'23.362P	247,7	11:32'14.797

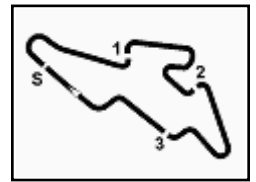
14° 47 R. HARTOG (2'06.486)							
Lap	Seg.1	Seg.2	Seg.3	Seg.4	Lap Time	km/h	Local Time
1		47.380	43.598	25.632			10:42'54.582
2	37.843	42.727	39.425	24.051	2'24.046	235,8	10:45'18.628
3	36.239	40.765	37.703	23.554	2'18.261	244,9	10:47'36.889
4	35.732	40.798	37.475	23.206	2'17.211	244,3	10:49'54.100
5	35.598	40.836	36.893	33.054	2'26.381P	242,7	10:52'20.481
6	3'55.008	39.740	36.664	23.233	5'34.645P		10:57'55.126
7	34.451	39.334	35.840	22.899	2'12.524	243,8	11:00'07.650
8	33.738	38.673	35.340	22.112	2'09.863	244,3	11:02'17.513
9	33.667	38.447	35.570	22.072	2'09.756	244,9	11:04'27.269
10	33.838	39.323	35.399	22.356	2'10.916	245,5	11:06'38.185
11	34.024	38.305	35.216	22.000	2'09.545	243,2	11:08'47.730
12	33.225	38.016	34.886	21.993	2'08.120	247,7	11:10'55.850
13	33.547	38.166	35.182	21.858	2'08.753	246,6	11:13'04.603
14	33.275	37.991	35.329	21.835	2'08.430	246,0	11:15'13.033
15	33.059	38.101	34.796	30.559	2'16.515P	246,0	11:17'29.548
16	3'41.227	38.148	35.268	22.043	5'16.686P		11:22'46.234
17	33.002	38.584	34.781	21.720	2'08.087	245,5	11:24'54.321

08/06/2018 P = Pits In/Out - C = Lap Time Cancelled

These data/results cannot be reproduced, stored and/or transmitted in whole or in part by any manner of electronic, mechanical, photocopying, recording, broadcasting or otherwise now known or herein after developed without the previous express consent by the copyright owner, except for reproduction in daily press and regular printed publications on sale to the public within 60 days of the event related to those data/results and always provided that copyright symbol appears together as follows below.

© DORNA WSBK ORGANIZATION Srl 2018





ACERBIS Czech Round, 8 - 10 June 2018

World Supersport - Chronological Analysis Free Practice 1st Session

Automotodrom Brno 5.403 m

3 / 5

18	33.113	37.669	34.816	21.604	2'07.202	246,0	11:27'01.523
19	33.026	37.473	34.808	21.725	2'07.032	244,9	11:29'08.555
20	32.777	37.334	34.802	21.573	2'06.486	246,0	11:31'15.041

2	36.494	43.867	38.966	22.849	2'22.176	240,0	10:46'24.837
3	34.684	39.814	36.306	21.987	2'12.791	242,7	10:48'37.628
4	34.659	39.313	35.946	21.938	2'11.856	246,6	10:50'49.484
5	33.726	39.088	35.473	21.610	2'09.897	247,1	10:52'59.381
6	33.713	40.852	36.005	32.668	2'23.238P	248,3	10:55'22.619
7	6'38.356	39.855	36.669	21.791	8'16.671P		11:03'39.290
8	33.666	38.451	35.441	21.606	2'09.164	247,1	11:05'48.454
9	34.662	38.243	35.207	21.705	2'09.817	246,6	11:07'58.271
10	33.553	38.438	35.321	30.483	2'17.795P	246,0	11:10'16.066
11	10'32.565	38.814	35.608	21.400	12'08.387P		11:22'24.453
12	32.978	37.724	34.683	21.431	2'06.816	248,3	11:24'31.269
13	33.146	37.774	34.794	21.529	2'07.243	247,1	11:26'38.512
14	33.516	40.994	35.072	21.475	2'11.057	244,9	11:28'49.569
15	32.842	37.781	34.694	21.442	2'06.759	248,8	11:30'56.328

15° 81 L. STAPLEFORD (2'06.535)							
Lap	Seg.1	Seg.2	Seg.3	Seg.4	Lap Time	km/h	Local Time
1		45.583	42.453	24.821			10:43'13.447
2	36.642	42.829	40.559	23.877	2'23.907	242,7	10:45'37.354
3	35.407	41.332	38.305	22.891	2'17.935	246,0	10:47'55.289
4	34.704	40.156	37.554	22.332	2'14.746	249,4	10:50'10.035
5	34.478	39.852	36.444	22.296	2'13.070	250,0	10:52'23.105
6	33.714	38.996	35.954	21.702	2'10.366	252,9	10:54'33.471
7	33.530	39.379	35.736	21.695	2'22.062	250,0	11:17'02.533
8	33.462	38.235	35.502	21.509	2'08.708	246,6	11:19'11.294
9	32.976	37.942	35.042	21.893	2'07.853	247,7	11:21'19.091
10	32.798	37.876	34.924	21.373	2'06.971	247,7	11:23'26.065
11	32.900	37.663	35.128	21.433	2'07.124	247,7	11:25'33.189
12	32.785	37.700	34.806	21.336	2'06.627	248,3	11:27'39.816
13	32.749	37.655	34.752	21.379	2'06.535	248,8	11:29'46.351
14	33.668	41.526	35.796	33.827	2'24.817P	248,8	11:32'11.168

19° 48 G. MOLNAR (2'06.835)							
Lap	Seg.1	Seg.2	Seg.3	Seg.4	Lap Time	km/h	Local Time
1		49.691	43.656	25.111			10:44'06.145
2	37.755	43.883	40.326	23.554	2'25.518	227,4	10:46'31.663
3	35.459	41.949	38.742	22.929	2'19.079	243,8	10:48'50.742
4	35.241	41.450	37.829	22.393	2'16.913	244,3	10:51'07.655
5	34.665	40.333	37.238	31.500	2'23.736P	244,3	10:53'31.391
6	3'40.479	40.776	36.609	22.277	5'20.141P		10:58'51.532
7	33.893	39.237	35.688	21.729	2'10.547	244,9	11:01'02.079
8	33.428	38.309	35.565	21.699	2'09.001	246,0	11:03'11.080
9	33.979	38.324	35.160	21.563	2'09.026	246,6	11:05'20.106
10	33.264	37.972	35.141	21.404	2'07.781	247,7	11:07'27.887
11	33.264	38.128	35.156	21.381	2'07.929	246,0	11:09'35.816
12	32.858	38.071	35.298	21.802	2'08.029	248,3	11:11'43.845
13	33.128	37.916	35.092	23.359	2'09.495	250,6	11:13'53.340
14	33.225	37.904	35.145	21.341	2'07.615	244,3	11:16'00.955
15	33.063	37.844	35.449	32.043	2'18.399P	245,5	11:18'19.354
16	3'07.479	38.891	35.383	21.645	4'43.398P		11:23'02.752
17	33.050	37.724	34.754	21.307	2'06.835	246,6	11:25'09.587
18	32.726	41.773	37.152	37.475	2'29.126P	247,1	11:27'38.713

16° 84 L. CRESSON (2'06.631)							
Lap	Seg.1	Seg.2	Seg.3	Seg.4	Lap Time	km/h	Local Time
1		43.203	40.831	24.501			10:43'07.886
2	36.815	41.498	38.617	22.945	2'19.875	243,8	10:45'27.761
3	35.143	40.716	37.400	22.516	2'15.775	250,0	10:47'43.536
4	34.380	39.413	36.172	22.011	2'11.976	252,3	10:49'55.512
5	34.464	39.484	35.946	21.947	2'11.841	252,3	10:52'07.353
6	33.804	38.767	35.521	21.722	2'09.814	251,7	10:54'17.167
7	33.525	38.358	35.501	21.731	2'09.115	252,9	10:56'26.282
8	33.025	38.389	35.020	21.560	2'07.994	254,1	10:58'34.276
9	33.147	38.640	35.312	21.563	2'08.662	252,3	11:00'42.938
10	33.269	37.966	35.199	21.538	2'07.972	250,6	11:02'50.910
11	33.160	39.054	35.491	29.294	2'16.999P	253,5	11:05'07.909
12	6'35.274	42.699	35.478	21.596	8'15.047P		11:13'22.956
13	33.218	38.156	35.067	21.491	2'07.932	251,7	11:15'30.888
14	32.969	37.957	34.995	21.476	2'07.397	252,9	11:17'38.285
15	33.080	38.917	35.343	28.849	2'16.189P	254,1	11:19'54.474
16	5'44.328	38.400	35.366	21.628	7'19.722P		11:27'14.196
17	32.965	37.649	34.603	21.414	2'06.631	251,7	11:29'20.827
18	32.824	37.799	34.748	21.374	2'06.745	253,5	11:31'27.572

20° 78 H. OKUBO (2'06.852)							
Lap	Seg.1	Seg.2	Seg.3	Seg.4	Lap Time	km/h	Local Time
1		47.008	42.358	25.482			10:43'33.821
2	40.098	48.904	42.532	35.519	2'47.053P	239,5	10:46'20.874
3	4'50.389	43.071	39.424	23.326	6'36.210P		10:52'57.084
4	35.141	41.562	37.464	22.822	2'16.989	247,7	10:55'14.073
5	34.779	40.146	36.410	21.825	2'13.160	248,3	10:57'27.233
6	34.197	39.101	35.675	21.902	2'10.875	250,6	10:59'38.108
7	34.035	39.041	35.894	21.982	2'10.952	247,1	11:01'49.060
8	34.032	38.890	35.649	21.965	2'10.536	247,7	11:03'59.596
9	33.911	39.077	35.771	21.769	2'10.528	248,8	11:06'10.124
10	33.756	41.394	39.431	31.764	2'26.345P	249,4	11:08'36.469
11	3'53.714	39.313	35.359	21.517	5'29.903P		11:14'06.372
12	33.249	38.212	35.044	21.640	2'08.145	250,6	11:16'14.517
13	33.717	38.704	35.409	21.569	2'09.399	249,4	11:18'23.916
14	36.101	38.749	35.658	21.742	2'12.250	248,8	11:20'36.166
15	33.609	38.750	35.439	21.675	2'09.473	249,4	11:22'45.639
16	33.250	38.681	36.019	22.057	2'10.007	248,8	11:24'55.646
17	33.126	38.023	34.903	21.377	2'07.429	250,0	11:27'03.075
18	32.956	37.758	34.762	21.376	2'06.852	248,3	11:29'09.927
19	37.806	38.560	35.214	21.713	2'13.293	250,0	11:31'23.220

17° 38 H. SOOMER (2'06.727)							
Lap	Seg.1	Seg.2	Seg.3	Seg.4	Lap Time	km/h	Local Time
1		42.611	39.554	23.725			10:50'08.497
2	35.141	40.324	36.628	22.375	2'14.468	246,0	10:52'22.965
3	34.540	39.107	35.526	21.956	2'11.129	247,7	10:54'34.094
4	33.524	38.682	36.131	21.940	2'10.277	248,8	10:56'44.371
5	34.007	38.605	35.575	22.085	2'10.272	246,0	10:58'54.643
6	34.526	38.874	36.329	29.445	2'19.174P	246,0	11:01'13.817
7	5'55.578	39.139	35.315	22.137	7'32.169P		11:08'45.986
8	33.451	38.323	35.009	21.667	2'08.450	248,3	11:10'54.436
9	33.294	38.448	35.183	21.594	2'08.519	246,6	11:13'02.955
10	33.242	38.339	35.078	21.627	2'08.286	246,6	11:15'11.241
11	33.175	37.945	35.037	21.415	2'07.572	246,6	11:17'18.813
12	33.071	38.067	35.056	21.394	2'07.588	247,1	11:19'26.401
13	33.002	38.032	35.520	29.791	2'16.345P	246,0	11:21'42.746
14	3'15.222	38.646	34.977	21.610	4'50.455P		11:26'33.201
15	32.988	37.767	34.564	21.408	2'06.727	245,5	11:28'39.928
16	33.011	37.657	34.779	21.558	2'07.005	246,0	11:30'46.933

21° 44 L. MORCIANO (2'07.006)							
Lap	Seg.1	Seg.2	Seg.3	Seg.4	Lap Time	km/h	Local Time
1		45.094	41.050	23.997			10:43'19.733
2	36.459	42.129	38.782	22.960	2'20.330	240,5	10:45'40.063
3	35.091	40.393	36.967	22.391	2'14.842	243,2	10:47'54.905
4	34.656	39.586	36.625	22.766	2'13.633	242,7	10:50'08.538

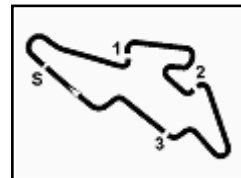
18° 19 A. BALDOLINI (2'06.759)							
Lap	Seg.1	Seg.2	Seg.3	Seg.4	Lap Time	km/h	Local Time
1		46.881	41.072	23.995			10:44'02.661

08/06/2018 P = Pits In/Out - C = Lap Time Cancelled

These data/results cannot be reproduced, stored and/or transmitted in whole or in part by any manner of electronic, mechanical, photocopying, recording, broadcasting or otherwise now known or herein after developed without the previous express consent by the copyright owner, except for reproduction in daily press and regular printed publications on sale to the public within 60 days of the event related to those data/results and always provided that copyright symbol appears together as follows below.

© DORNA WSBK ORGANIZATION Srl 2018





ACERBIS Czech Round, 8 - 10 June 2018

World Supersport - Chronological Analysis Free Practice 1st Session

Automotodrom Brno 5.403 m

4 / 5

5	34.488	39.429	36.472	22.505	2'12.894	245,5	10:52'21.432	8	33.759	38.870	35.572	21.776	2'09.977	244,9	10:59'48.735
6	33.891	39.005	36.036	22.200	2'11.132	248,3	10:54'32.564	9	33.720	38.785	35.487	21.556	2'09.548	242,7	11:01'58.283
7	34.229	40.278	36.501	30.270	2'21.278P	243,8	10:56'53.842	10	35.101	39.935	37.182	33.862	2'26.080P	245,5	11:04'24.363
8	6'44.069	39.238	35.994	21.989	8'21.290P		11:05'15.132	11	10'06.490	39.390	35.468	21.503	11'42.851P		11:16'07.214
9	33.754	38.541	35.487	22.296	2'10.078	244,3	11:07'25.210	12	33.227	38.113	35.045	21.441	2'07.826	246,0	11:18'15.040
10	33.560	38.267	35.579	21.730	2'09.136	243,2	11:09'34.346	13	33.276	38.127	34.955	21.456	2'07.814	247,1	11:20'22.854
11	33.701	38.352	35.354	21.823	2'09.230	244,3	11:11'43.576	14	33.194	38.034	34.964	21.478	2'07.670	246,6	11:22'30.524
12	33.784	38.215	35.187	21.691	2'08.877C	245,5	11:13'52.453	15	33.245	37.940	35.199	21.651	2'08.035	244,9	11:24'38.559
13	34.517	40.292	39.802	28.769	2'23.380P	243,2	11:16'15.833	16	33.002	37.856	34.927	21.532	2'07.317	249,4	11:26'45.876
14	5'17.593	38.531	35.012	21.457	6'52.593P		11:23'08.426	17	34.714	39.246	35.542	21.647	2'11.149	237,4	11:28'57.025
15	33.263	37.902	35.133	21.444	2'07.742	245,5	11:25'16.168	18	33.123	37.821	34.808	21.415	2'07.167	244,9	11:31'04.192
16	33.160	37.768	34.977	21.524	2'07.429	245,5	11:27'23.597								
17	33.125	37.667	34.814	21.400	2'07.006	245,5	11:29'30.603								
18	32.951	38.011	35.072	21.723	2'07.757	246,6	11:31'38.360								

22° 22 E. LAHTI (2'07.058)

Lap	Seg.1	Seg.2	Seg.3	Seg.4	Lap Time	km/h	Local Time
1		45.899	42.089	25.214			10:42'41.986
2	37.850	43.192	40.675	24.184	2'25.901	239,5	10:45'07.887
3	36.777	42.663	39.101	31.825	2'30.366P	241,1	10:47'38.253
4	3'18.500	41.319	38.555	23.130	5'01.504P		10:52'39.757
5	35.758	39.999	37.023	22.508	2'15.288	244,9	10:54'55.045
6	35.107	39.249	36.413	22.180	2'12.949	245,5	10:57'07.994
7	34.496	39.027	35.646	21.823	2'10.992	247,1	10:59'18.986
8	34.347	38.500	35.393	21.745	2'09.985	244,9	11:01'28.971
9	34.026	38.567	35.353	21.707	2'09.653	246,0	11:03'38.624
10	33.934	40.416	35.463	21.832	2'11.645	246,6	11:05'50.269
11	33.651	38.645	35.446	21.666	2'09.408	247,7	11:07'59.677
12	33.633	38.495	35.274	29.979	2'17.381P	247,7	11:10'17.058
13	4'13.445	38.544	35.116	21.642	5'48.747P		11:16'05.805
14	33.385	37.911	35.031	21.689	2'08.016	246,0	11:18'13.821
15	33.520	38.007	35.312	21.720	2'08.559	247,1	11:20'22.380
16	33.283	38.350	35.423	21.553	2'08.609	244,9	11:22'30.989
17	33.193	38.010	35.115	21.499	2'07.817	247,1	11:24'38.806
18	33.050	37.970	35.008	21.439	2'07.467	251,7	11:26'46.273
19	33.903	38.246	35.153	24.159	2'11.461	248,3	11:28'57.734
20	32.924	37.834	34.889	21.411	2'07.058	247,1	11:31'04.792

23° 35 S. HILL (2'07.114)

Lap	Seg.1	Seg.2	Seg.3	Seg.4	Lap Time	km/h	Local Time
1		47.030	43.601	36.138			10:42'56.700
2	12'25.856	41.955	39.013	23.132	14'09.956P		10:57'06.656
3	34.593	40.056	36.827	22.222	2'13.698	236,8	10:59'20.354
4	34.074	39.228	35.436	21.717	2'10.455	239,5	11:01'30.809
5	33.650	38.749	35.494	21.690	2'09.583	241,6	11:03'40.392
6	33.482	38.365	35.131	21.639	2'08.617	243,8	11:05'49.009
7	33.532	38.278	35.226	31.611	2'18.647P	243,2	11:08'07.656
8	7'23.483	38.752	35.919	21.842	8'59.996P		11:17'07.652
9	33.323	38.289	35.230	21.513	2'08.355	242,7	11:19'16.007
10	33.451	38.300	35.134	21.518	2'08.403	242,2	11:21'24.410
11	33.360	37.985	35.140	22.093	2'08.578	242,2	11:23'32.988
12	33.022	37.925	35.177	21.484	2'07.608	243,2	11:25'40.596
13	33.065	37.756	34.839	21.454	2'07.114	242,7	11:27'47.710
14	32.968	38.563	37.932	23.015	2'12.478	242,7	11:30'00.188

24° 23 M. ENDERLEIN (2'07.167)

Lap	Seg.1	Seg.2	Seg.3	Seg.4	Lap Time	km/h	Local Time
1		46.895	43.544	24.989			10:44'01.257
2	37.621	43.801	40.173	23.379	2'24.974	228,8	10:46'26.231
3	35.491	42.306	38.288	22.940	2'19.025	242,7	10:48'45.256
4	35.223	41.050	37.270	22.551	2'16.094	242,7	10:51'01.350
5	34.551	40.463	36.766	22.176	2'13.956	243,2	10:53'15.306
6	34.232	39.844	36.139	21.981	2'12.196	243,8	10:55'27.502
7	33.853	39.392	36.033	21.978	2'11.256	244,3	10:57'38.758

25° 74 J. VAN SIKKELERUS (2'07.197)

Lap	Seg.1	Seg.2	Seg.3	Seg.4	Lap Time	km/h	Local Time
1		45.516	42.442	25.828			10:44'25.098
2	37.573	42.191	38.388	23.530	2'21.682	231,8	10:46'46.780
3	35.774	40.018	36.882	22.621	2'15.295	236,8	10:49'02.075
4	35.420	39.440	37.033	22.480	2'14.373	241,1	10:51'16.448
5	34.483	38.680	35.839	22.164	2'11.166	238,4	10:53'27.614
6	34.292	38.460	35.482	21.976	2'10.210	238,9	10:55'37.824
7	33.832	38.137	35.410	22.137	2'09.516	240,5	10:57'47.340
8	34.621	38.892	36.355	30.996	2'20.864P	239,5	11:00'08.204
9	9'27.303	39.704	36.625	22.586	11'06.218P		11:11'14.422
10	34.137	38.248	35.526	21.902	2'09.813	237,9	11:13'24.235
11	34.166	38.382	35.399	21.895	2'09.842	240,5	11:15'34.077
12	34.179	38.615	36.163	29.643	2'18.600P	242,2	11:17'52.677
13	4'34.100	38.697	37.365	22.735	6'12.897P		11:24'05.574
14	33.526	37.933	35.032	21.596	2'08.087	243,2	11:26'13.661
15	33.333	37.349	34.796	21.719	2'07.197	242,2	11:28'20.858
16	33.747	37.909	35.304	21.779	2'08.739	242,2	11:30'29.597

26° 10 N. CALERO (2'07.224)

Lap	Seg.1	Seg.2	Seg.3	Seg.4	Lap Time	km/h	Local Time
1		44.940	41.838	24.477			10:42'54.737
2	36.578	42.877	39.001	23.091	2'21.547	244,3	10:45'16.284
3	35.591	40.752	37.501	22.804	2'16.648	241,6	10:47'32.932
4	42.113	44.052	38.829	37.305	2'42.299P	243,8	10:50'15.231
5	5'10.165	40.306	39.127	24.936	6'54.534P		10:57'09.765
6	34.361	38.953	35.807	22.084	2'11.205	246,6	10:59'20.970
7	33.839	39.100	35.546	21.668	2'10.153	246,6	11:01'31.123
8	36.367	41.403	38.049	34.034	2'29.853P	247,1	11:04'00.976
9	5'42.336	40.785	35.193	21.754	7'20.068P		11:11'21.044
10	33.479	37.969	35.079	21.509	2'08.036	242,2	11:13'29.080
11	33.275	38.003	35.135	22.296	2'08.709	246,0	11:15'37.789
12	33.349	37.989	34.890	21.651	2'07.879	245,5	11:17'45.668
13	35.791	42.830	36.302	31.301	2'26.224P	245,5	11:20'11.892
14	4'11.268	40.184	37.127	21.433	5'50.012P		11:26'01.904
15	33.155	37.757	34.970	21.453	2'07.335	244,9	11:28'09.239
16	33.215	37.853	34.821	21.335	2'07.224	243,8	11:30'16.463

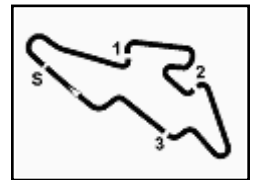
27° 15 A. COPPOLA (2'07.711)

Lap	Seg.1	Seg.2	Seg.3	Seg.4	Lap Time	km/h	Local Time
1		48.686	43.910	30.711			10:49'37.317
2	36.214	41.237	38.314	22.896	2'18.661	233,8	10:51'55.978
3	35.147	39.873	37.964	22.510	2'15.494	243,8	10:54'11.472
4	34.720	40.180	37.146	22.107	2'14.153	244,3	10:56'25.625
5	34.266	39.086	35.925	21.872	2'11.149	243,8	10:58'36.774
6	34.613	39.970	37.156	35.647	2'27.386P	244,3	11:01'04.160
7	3'32.768	39.448	36.402	22.024	5'10.642P		11:06'14.802
8	34.091	38.703	35.669	21.590	2'10.053	244,3	11:08'24.855
9	33.738	38.317	35.487	21.539	2'09.081	244,3	11:10'33.936
10	33.872	38.446	36.003	33.233	2'21.554P	244,9	11:12'55.490
11	6'41.199	42.363	36.358	24.171	8'24.091P		11:21'19.581
12	33.340	37.875	35.146	21.350	2'07.711	244,3	11:23'27.292

08/06/2018 P = Pits In/Out - C = Lap Time Cancelled

These data/results cannot be reproduced, stored and/or transmitted in whole or in part by any manner of electronic, mechanical, photocopying, recording, broadcasting or otherwise now known or herein after developed without the previous express consent by the copyright owner, except for reproduction in daily press and regular printed publications on sale to the public within 60 days of the event related to those data/results and always provided that copyright symbol appears together as follows below.

© DORNA WSBK ORGANIZATION Srl 2018



ACERBIS Czech Round, 8 - 10 June 2018

World Supersport - Chronological Analysis Free Practice 1st Session

Automotodrom Brno 5.403 m

5 / 5

13	33.105	37.819	34.998	21.993	2'07.915	243,8	11:25'35.207
14	33.358	38.026	35.078	21.676	2'08.138	244,9	11:27'43.345
15	33.861	38.077	36.155	21.621	2'09.714	244,3	11:29'53.059
16	33.440	37.991	35.220	21.458	2'08.109	244,3	11:32'01.168

28° 65 M. CANDUCCI (2'08.404)							
Lap	Seg.1	Seg.2	Seg.3	Seg.4	Lap Time	km/h	Local Time
1		46.722	45.976	25.889			10:45'55.413
2	38.562	42.678	39.544	24.083	2'24.867	240,0	10:48'20.280
3	36.721	41.589	38.695	38.735	2'35.740P	240,0	10:50'56.020
4	5'36.729	39.963	36.631	22.929	7'16.252P		10:58'12.272
5	35.079	39.761	36.067	22.481	2'13.388	244,3	11:00'25.660
6	34.574	39.961	36.567	22.272	2'13.374	243,8	11:02'39.034
7	34.309	38.980	36.116	22.147	2'11.552	242,7	11:04'50.586
8	34.110	38.648	36.170	22.218	2'11.146	244,3	11:07'01.732
9	33.758	38.828	35.580	21.925	2'10.091	242,7	11:09'11.823
10	34.225	38.702	35.333	21.838	2'10.098	244,9	11:11'21.921
11	33.585	38.242	35.448	21.709	2'08.984	244,3	11:13'30.905
12	33.536	38.561	35.334	22.050	2'09.481	245,5	11:15'40.386
13	33.780	39.085	35.558	21.878	2'10.301	243,8	11:17'50.687
14	33.778	38.892	36.931	30.902	2'20.503P	245,5	11:20'11.190
15	5'33.112	39.509	35.561	22.120	7'10.302P		11:27'21.492
16	33.356	38.191	35.102	21.755	2'08.404	242,7	11:29'29.896
17	33.374	38.068	35.016	22.021	2'08.479	243,2	11:31'38.375

29° 34 J. ITURRIOZ (2'09.102)							
Lap	Seg.1	Seg.2	Seg.3	Seg.4	Lap Time	km/h	Local Time
1		47.050	41.840	24.602			10:42'55.592
2	37.309	42.450	39.401	23.568	2'22.728	232,8	10:45'18.320
3	36.778	41.409	37.953	23.011	2'19.151	236,3	10:47'37.471
4	35.535	40.966	37.531	22.750	2'16.782	238,4	10:49'54.253
5	35.936	41.001	37.712	33.420	2'28.069P	237,4	10:52'22.322
6	6'04.378	40.525	36.626	22.426	7'43.955P		11:00'06.277
7	34.687	39.411	35.809	22.006	2'11.913	238,9	11:02'18.190
8	34.144	39.228	35.973	22.000	2'11.345	242,7	11:04'29.535
9	34.389	39.588	36.079	22.010	2'12.066	243,2	11:06'41.601
10	34.237	38.824	35.685	22.046	2'10.792	241,1	11:08'52.393
11	33.705	38.668	35.647	21.955	2'09.975	242,2	11:11'02.368
12	33.711	38.660	35.631	21.823	2'09.825	242,7	11:13'12.193
13	33.569	39.338	35.513	32.708	2'21.128P	246,0	11:15'33.321
14	5'11.487	39.177	35.795	21.860	6'48.319P		11:22'21.640
15	34.020	38.332	35.283	21.935	2'09.570	240,5	11:24'31.210
16	33.811	38.223	35.374	21.860	2'09.268	241,1	11:26'40.478
17	33.739	38.253	35.144	21.966	2'09.102	242,7	11:28'49.580
18	33.349	38.741	36.133	22.136	2'10.359	243,8	11:30'59.939

30° 14 M. CHALUPA (2'09.756)							
Lap	Seg.1	Seg.2	Seg.3	Seg.4	Lap Time	km/h	Local Time
1		44.658	41.128	24.567			10:43'02.410
2	37.765	43.477	40.148	23.862	2'25.252	236,8	10:45'27.662
3	37.252	43.878	40.567	32.658	2'34.355P	236,8	10:48'02.017
4	8'14.053	40.915	37.775	22.809	9'55.552P		10:57'57.569
5	34.845	40.210	36.675	22.351	2'14.081	241,6	11:00'11.650
6	34.367	39.327	36.276	30.469	2'20.439P	241,6	11:02'32.089
7	2'28.519	39.488	36.304	22.124	4'06.435P		11:06'38.524
8	34.090	38.767	35.647	21.880	2'10.384	242,7	11:08'48.908
9	33.909	38.974	35.916	21.978	2'10.777	244,9	11:10'59.685
10	34.134	38.805	35.629	21.824	2'10.392	242,7	11:13'10.077
11	33.682	38.826	35.427	21.821	2'09.756	243,2	11:15'19.833
12	33.689	38.742	35.799	22.074	2'10.304	244,3	11:17'30.137
13	34.158	38.804	35.902	22.027	2'10.891	241,6	11:19'41.028
14	33.952	38.701	35.946	21.879	2'10.478	241,1	11:21'51.506
15	33.764	38.751	35.783	22.049	2'10.347	241,6	11:24'01.853
16	34.249	38.903	35.932	31.386	2'20.470P	241,6	11:26'22.323

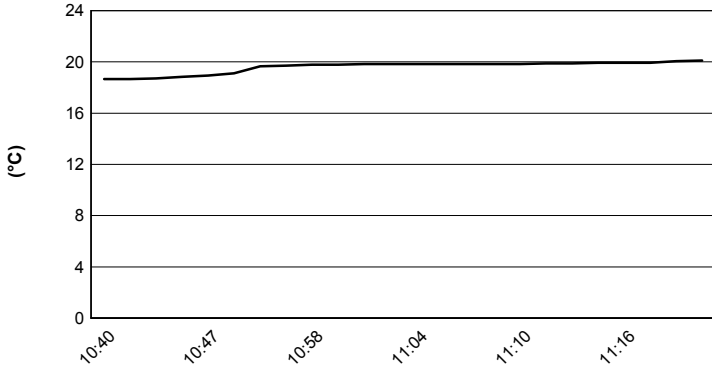
08/06/2018 P = Pits In/Out - C = Lap Time Cancelled

These data/results cannot be reproduced, stored and/or transmitted in whole or in part by any manner of electronic, mechanical, photocopying, recording, broadcasting or otherwise now known or herein after developed without the previous express consent by the copyright owner, except for reproduction in daily press and regular printed publications on sale to the public within 60 days of the event related to those data/results and always provided that copyright symbol appears together as follows below.

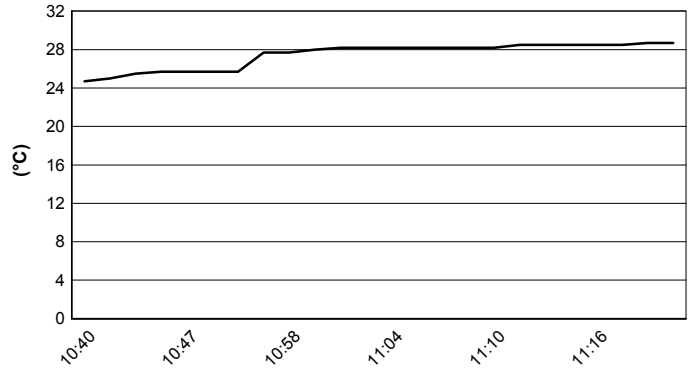
© DORNA WSBK ORGANIZATION Srl 2018

ACERBIS Czech Round, 8 - 10 June 2018
World Supersport - Weather Report Free Practice 1st Session
 Session started 10:40 - Session ended 11:32

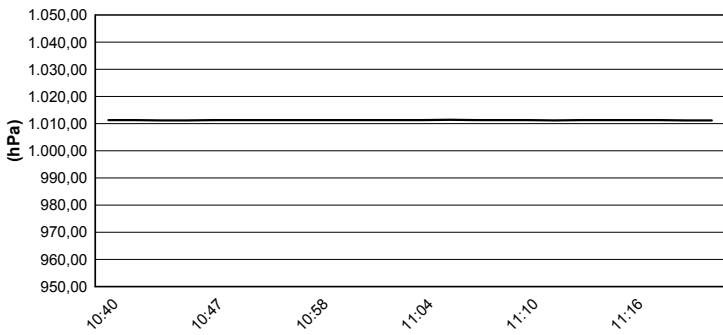
Air Temperature



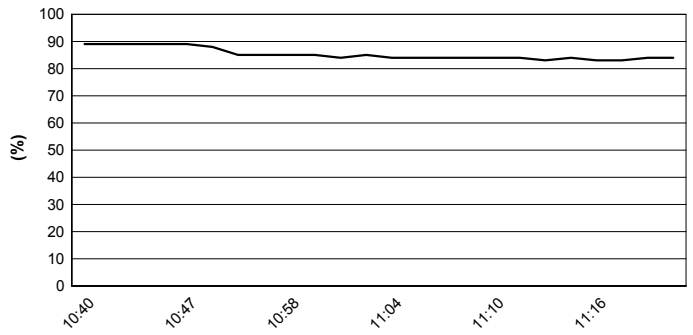
Track Temperature



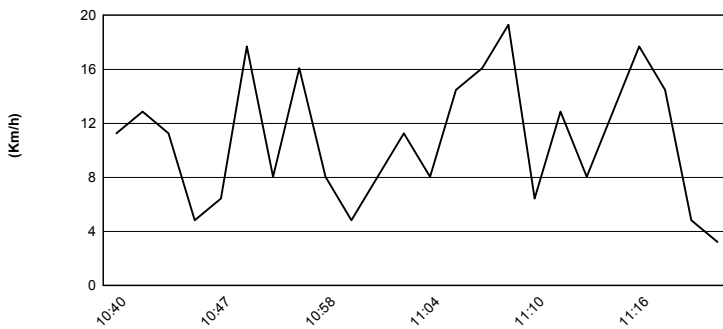
Air Pressure



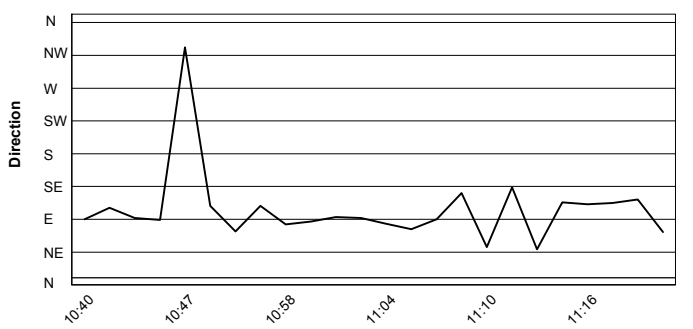
Humidity



Wind Speed



Wind Direction



08/06/2018

These data/results cannot be reproduced, stored and/or transmitted in whole or in part by any manner of electronic, mechanical, photocopying, recording, broadcasting or otherwise now known or herein after developed without the previous express consent by the copyright owner, except for reproduction in daily press and regular printed publications on sale to the public within 60 days of the event related to those data/results and always provided that copyright symbol appears together as follows below.

© DORNA WSBK ORGANIZATION Srl 2018