

ACERBIS Czech Round, 8 - 10 June 2018

World Supersport - Free Practices Combined Results

Automotodrom Brno 5.403 m

No.	Rider	Nat	Team	Bike	Class	FP1	FP2	Time	Gap	Rel.	Avg Laps
1	16 J. CLUZEL	FRA	NRT	Yamaha YZF R6		2'03.681	2'03.502	2'03.502			157,494 30
2	11 S. CORTESE	GER	Kallio Racing	Yamaha YZF R6		2'03.553	2'05.128	2'03.553	0.051	0.051	157,429 19
3	21 R. KRUMMENACHER	SUI	BARDAHL Evan Bros. WorldSSP Team	Yamaha YZF R6		2'05.330	2'03.722	2'03.722	0.220	0.169	157,214 31
4	86 A. BADOVINI	ITA	MV Agusta Reparto Corse by Vamag	MV Agusta F3 675		2'04.027	2'04.630	2'04.027	0.525	0.305	156,827 28
5	64 F. CARICASULO	ITA	GRT Yamaha Official WorldSSP Team	Yamaha YZF R6		2'04.364	2'04.035	2'04.035	0.533	0.008	156,817 34
6	144 L. MAHIAS	FRA	GRT Yamaha Official WorldSSP Team	Yamaha YZF R6		2'04.143	2'04.650	2'04.143	0.641	0.108	156,681 24
7	36 T. GRADINGER	AUT	NRT	Yamaha YZF R6		2'04.799	2'04.566	2'04.566	1.064	0.423	156,149 30
8	13 A. WEST	AUS	EAB antwest Racing	Kawasaki ZX-6R		2'05.437	2'04.585	2'04.585	1.083	0.019	156,125 31
9	3 R. DE ROSA	ITA	MV Agusta Reparto Corse by Vamag	MV Agusta F3 675		2'04.668	2'04.592	2'04.592	1.090	0.007	156,116 29
10	32 S. MORAIS	POR	Kawasaki Puccetti Racing	Kawasaki ZX-6R		2'05.736	2'04.616	2'04.616	1.114	0.024	156,086 32
11	111 K. SMITH	GBR	CIA Landlord Insurance Honda	Honda CBR600RR		2'05.995	2'04.692	2'04.692	1.190	0.076	155,991 35
12	47 R. HARTOG	NED	Team Hartog - Against Cancer	Kawasaki ZX-6R	ESS	2'06.486	2'04.939	2'04.939	1.437	0.247	155,682 39
13	35 S. HILL	GBR	Profile Racing	Triumph Daytona 675		2'07.114	2'05.156	2'05.156	1.654	0.217	155,412 31
14	84 L. CRESSON	BEL	Kallio Racing	Yamaha YZF R6		2'06.631	2'05.504	2'05.504	2.002	0.348	154,982 32
15	22 E. LAHTI	FIN	Sterkman Motorsport by HRP	Suzuki GSX-R600	ESS	2'07.058	2'05.751	2'05.751	2.249	0.247	154,677 39
16	15 A. COPPOLA	ITA	GRT Yamaha Official WorldSSP Junior Team	Yamaha YZF R6	ESS	2'07.711	2'05.783	2'05.783	2.281	0.032	154,638 33
17	23 M. ENDERLEIN	GER	Freudenberg World SSP Team	Yamaha YZF R6		2'07.167	2'05.878	2'05.878	2.376	0.095	154,521 36
18	44 L. MORCIANO	ITA	Team GoEleven Kawasaki	Kawasaki ZX-6R		2'07.006	2'05.934	2'05.934	2.432	0.056	154,452 36
19	77 W. TESSELS	NED	Chromeburner Wayne's Racingteam MTM	Kawasaki ZX-6R	ESS	2'06.320	2'05.988	2'05.988	2.486	0.054	154,386 31
20	81 L. STAPLEFORD	GBR	Profile Racing	Yamaha YZF R6		2'06.535	2'06.001	2'06.001	2.499	0.013	154,370 25
21	78 H. OKUBO	JPN	Kawasaki Puccetti Racing	Kawasaki ZX-6R		2'06.852	2'06.033	2'06.033	2.531	0.032	154,331 35
22	96 A. IRWIN	GBR	CIA Landlord Insurance Honda	Honda CBR600RR		2'06.056	2'06.124	2'06.056	2.554	0.023	154,303 33
23	38 H. SOOMER	EST	Racedays	Honda CBR600RR		2'06.727	2'06.063	2'06.063	2.561	0.007	154,294 33
24	48 G. MOLNAR	HUN	VEPP Racing	Honda CBR600RR		2'06.835	2'06.380	2'06.380	2.878	0.317	153,907 25
25	19 A. BALDOLINI	ITA	GEMAR Team Lorini	Honda CBR600RR		2'06.759	2'06.579	2'06.579	3.077	0.199	153,665 30
26	10 N. CALERO	ESP	Orelac Racing VerdNatura	Kawasaki ZX-6R		2'07.224	2'06.629	2'06.629	3.127	0.050	153,605 29
27	65 M. CANDUCCI	ITA	FLORAMO MONACO Racing Team	Honda CBR600RR		2'08.404	2'06.959	2'06.959	3.457	0.330	153,205 32
28	74 J. VAN SIKKELERUS	NED	GEMAR Team Lorini	Honda CBR600RR		2'07.197	2'07.919	2'07.197	3.695	0.238	152,919 31
29	34 J. ITURRIOZ	ARG	Team GoEleven Kawasaki	Kawasaki ZX-6R		2'09.102	2'07.646	2'07.646	4.144	0.449	152,381 36
30	14 M. CHALUPA	CZE	Czech Road Racing Team Chalupari	Yamaha YZF R6		2'09.756	2'08.405	2'08.405	4.903	0.759	151,480 35
31	69 P. COPPA	CZE	Motor Village 69 Racing	Honda CBR600RR		2'12.372	2'10.259	2'10.259	6.757	1.854	149,324 32

08/06/2018

These data/results cannot be reproduced, stored and/or transmitted in whole or in part by any manner of electronic, mechanical, photocopying, recording, broadcasting or otherwise now known or herein after developed without the previous express consent by the copyright owner, except for reproduction in daily press and regular printed publications on sale to the public within 60 days of the event related to those data/results and always provided that copyright symbol appears together as follows below.

© DORNA WSBK ORGANIZATION Srl 2018

FICR PERUGIA TIMING



Official Tyre Supplier



Official Timekeeper

ACERBIS Czech Round, 8 - 10 June 2018

World Supersport - Results Free Practice 2nd Session

Automotodrom Brno 5.403 m

1 / 2

No.	Rider	Nat	Team	Bike	Class	Time	Gap	Rel.	Laps	Speed	
										Avg	Max
1	16 J. CLUZEL	FRA	NRT	Yamaha YZF R6		2'03.502			15	157,494	259,0
2	21 R. KRUMMENACHER	SUI	BARDAHL Evan Bros. WorldSSP Team	Yamaha YZF R6		2'03.722	0.220	0.220	20	157,214	251,7
3	64 F. CARICASULO	ITA	GRT Yamaha Official WorldSSP Team	Yamaha YZF R6		2'04.035	0.533	0.313	19	156,817	253,5
4	36 T. GRADINGER	AUT	NRT	Yamaha YZF R6		2'04.566	1.064	0.531	15	156,149	254,7
5	13 A. WEST	AUS	EAB antwest Racing	Kawasaki ZX-6R		2'04.585	1.083	0.019	16	156,125	251,2
6	3 R. DE ROSA	ITA	MV Agusta Reparto Corse by Vamag	MV Agusta F3 675		2'04.592	1.090	0.007	14	156,116	249,4
7	32 S. MORAIS	POR	Kawasaki Puccetti Racing	Kawasaki ZX-6R		2'04.616	1.114	0.024	18	156,086	250,0
8	86 A. BADOVINI	ITA	MV Agusta Reparto Corse by Vamag	MV Agusta F3 675		2'04.630	1.128	0.014	16	156,068	247,1
9	144 L. MAHIAS	FRA	GRT Yamaha Official WorldSSP Team	Yamaha YZF R6		2'04.650	1.148	0.020	13	156,043	252,9
10	111 K. SMITH	GBR	CIA Landlord Insurance Honda	Honda CBR600RR		2'04.692	1.190	0.042	20	155,991	251,2
11	47 R. HARTOG	NED	Team Hartog - Against Cancer	Kawasaki ZX-6R	ESS	2'04.939	1.437	0.247	20	155,682	248,8
12	11 S. CORTESE	GER	Kallio Racing	Yamaha YZF R6		2'05.128	1.626	0.189	5	155,447	248,8
13	35 S. HILL	GBR	Profile Racing	Triumph Daytona 675		2'05.156	1.654	0.028	18	155,412	248,8
14	84 L. CRESSON	BEL	Kallio Racing	Yamaha YZF R6		2'05.504	2.002	0.348	15	154,982	254,1
15	22 E. LAHTI	FIN	Sterkman Motorsport by HRP	Suzuki GSX-R600	ESS	2'05.751	2.249	0.247	20	154,677	252,3
16	15 A. COPPOLA	ITA	GRT Yamaha Official WorldSSP Junior Team	Yamaha YZF R6	ESS	2'05.783	2.281	0.032	18	154,638	248,3
17	23 M. ENDERLEIN	GER	Freudenberg World SSP Team	Yamaha YZF R6		2'05.878	2.376	0.095	19	154,521	249,4
18	44 L. MORCIANO	ITA	Team GoEleven Kawasaki	Kawasaki ZX-6R		2'05.934	2.432	0.056	19	154,452	248,8
19	77 W. TESSELS	NED	Chromeburner Wayne's Racingteam MtM	Kawasaki ZX-6R	ESS	2'05.988	2.486	0.054	17	154,386	248,8
20	81 L. STAPLEFORD	GBR	Profile Racing	Yamaha YZF R6		2'06.001	2.499	0.013	12	154,370	252,9
21	78 H. OKUBO	JPN	Kawasaki Puccetti Racing	Kawasaki ZX-6R		2'06.033	2.531	0.032	17	154,331	251,2
22	38 H. SOOMER	EST	Racedays	Honda CBR600RR		2'06.063	2.561	0.030	18	154,294	247,1
23	96 A. IRWIN	GBR	CIA Landlord Insurance Honda	Honda CBR600RR		2'06.124	2.622	0.061	14	154,220	251,2
24	48 G. MOLNAR	HUN	VEPP Racing	Honda CBR600RR		2'06.380	2.878	0.256	8	153,907	248,3
25	19 A. BALDOLINI	ITA	GEMAR Team Lorini	Honda CBR600RR		2'06.579	3.077	0.199	16	153,665	249,4
26	10 N. CALERO	ESP	Orelac Racing VerdNatura	Kawasaki ZX-6R		2'06.629	3.127	0.050	14	153,605	250,6
27	65 M. CANDUCCI	ITA	FLORAMO MONACO Racing Team	Honda CBR600RR		2'06.959	3.457	0.330	16	153,205	247,7
28	34 J. ITURRIOZ	ARG	Team GoEleven Kawasaki	Kawasaki ZX-6R		2'07.646	4.144	0.687	19	152,381	247,1
29	74 J. VAN SIKKELERUS	NED	GEMAR Team Lorini	Honda CBR600RR		2'07.919	4.417	0.273	16	152,056	244,3
30	14 M. CHALUPA	CZE	Czech Road Racing Team Chalupari	Yamaha YZF R6		2'08.405	4.903	0.486	20	151,480	245,5
31	69 P. COPPA	CZE	Motor Village 69 Racing	Honda CBR600RR		2'10.259	6.757	1.854	15	149,324	243,8

Qualifying Lap Time (107% of 2'03.502): 2'12.148

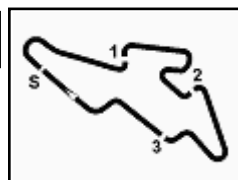
AIR	Humidity:	59%	Temp:	25°C
TRACK	Condition:	Dry	Temp:	36°C

Records	Pole	2009 C. Crutchlow	2'02.060	159,350	Km/h
	Race (RC)	2009 C. Crutchlow	2'02.708	158,510	Km/h
	Circuit	2009 C. Crutchlow	2'02.060	159,350	Km/h

Start 08/06/2018 15:00 End 16:06 The results are provisional until the end of the time limit for protests and appeals and the completion of the technical checks.

These data/results cannot be reproduced, stored and/or transmitted in whole or in part by any manner of electronic, mechanical, photocopying, recording, broadcasting or otherwise now known or herein after developed without the previous express consent by the copyright owner, except for reproduction in daily press and regular printed publications on sale to the public within 60 days of the event related to those data/results and always provided that copyright symbol appears together as follows below.

© DORNA WSBK ORGANIZATION Srl 2018



ACERBIS Czech Round, 8 - 10 June 2018

World Supersport - Results Free Practice 2nd Session

Session Highlights

Local Time	No. Rider	Description
15.00.00		Start
15.00.26		WorldSSP Pit Intervention Time: 1min 4secs
15.08.36	48 G. MOLNAR	Crashed - Turn 10
15.17.04	23 M. ENDERLEIN	Lap Cancelled (2'06.500) - Exceeded Track Limits - Turn 14
15.18.42	77 W. TESSELS	Crashed - Turn 8
15.19.16	77 W. TESSELS	Re-joined
15.24.32	11 S. CORTESE	Crashed - Turn 5
15.24.35		RED FLAG
15.39.00		Session Restart
15.46.45	21 R. KRUMMENACHER	Lap Cancelled (2'04.287) - Exceeded Track Limits - Turn 14
15.47.46	144 L. MAHIAS	Lap Cancelled (2'04.974) - Exceeded Track Limits - Turn 14
15.48.53	84 L. CRESSON	Lap Cancelled (2'06.728) - Exceeded Track Limits - Turn 14
15.55.47		WorldSBK FP3 Pit Lane Will Open at 16.15
15.57.47	44 L. MORCIANO	Lap Cancelled (2'05.831) - Exceeded Track Limits - Turn 14
16.00.42	34 J. ITURRIOZ	Lap Cancelled (2'07.985) - Exceeded Track Limits - Turn 14
16.00.57	81 L. STAPLEFORD	Crashed - Turn 13
16.02.32	23 M. ENDERLEIN	Lap Cancelled (2'06.321) - Exceeded Track Limits - Turn 14
16.04.27	23 M. ENDERLEIN	Lap Cancelled (2'06.077) - Exceeded Track Limits - Turn 14
16.06.48		End Of Session

Fastest Laps Sequence

No.	Rider	Nat	Team	Bike	Local Time	Time	Gap	Avg
21	R. KRUMMENACHER	SUI	BARDAHL Evan Bros. WorldSSP Team	Yamaha YZF R6	15:04'17.627	2'05.349		155,173
144	L. MAHIAS	FRA	GRT Yamaha Official WorldSSP Team	Yamaha YZF R6	15:05'22.813	2'04.878	-0.471	155,758
3	R. DE ROSA	ITA	MV Agusta Reparto Corse by Vamag	MV Agusta F3 675	15:05'24.170	2'04.790	-0.088	155,868
144	L. MAHIAS	FRA	GRT Yamaha Official WorldSSP Team	Yamaha YZF R6	15:09'32.543	2'04.650	-0.140	156,043
21	R. KRUMMENACHER	SUI	BARDAHL Evan Bros. WorldSSP Team	Yamaha YZF R6	15:43'33.613	2'04.514	-0.136	156,214
16	J. CLUZEL	FRA	NRT	Yamaha YZF R6	15:45'20.435	2'04.005	-0.509	156,855
16	J. CLUZEL	FRA	NRT	Yamaha YZF R6	15:47'24.141	2'03.706	-0.299	157,234
16	J. CLUZEL	FRA	NRT	Yamaha YZF R6	15:57'49.683	2'03.502	-0.204	157,494

Start 08/06/2018 15:00 End 16:06 The results are provisional until the end of the time limit for protests and appeals and the completion of the technical checks.

These data/results cannot be reproduced, stored and/or transmitted in whole or in part by any manner of electronic, mechanical, photocopying, recording, broadcasting or otherwise now known or herein after developed without the previous express consent by the copyright owner, except for reproduction in daily press and regular printed publications on sale to the public within 60 days of the event related to those data/results and always provided that copyright symbol appears together as follows below.

© DORNA WSBK ORGANIZATION Srl 2018

ACERBIS Czech Round, 8 - 10 June 2018

World Supersport - Best Sectors & Speed Free Practice 2nd Session

Automotodrom Brno 5.403 m

BEST LAP			
1	16 J. CLUZEL	Yamaha YZF R6	2'03.502
2	21 R. KRUMMENACHER	Yamaha YZF R6	2'03.722
3	64 F. CARICASULO	Yamaha YZF R6	2'04.035
4	36 T. GRADINGER	Yamaha YZF R6	2'04.566
5	13 A. WEST	Kawasaki ZX-6R	2'04.585
6	3 R. DE ROSA	MV Agusta F3 675	2'04.592
7	32 S. MORAIS	Kawasaki ZX-6R	2'04.616
8	86 A. BADOVINI	MV Agusta F3 675	2'04.630
9	144 L. MAHIAS	Yamaha YZF R6	2'04.650
10	111 K. SMITH	Honda CBR600RR	2'04.692
11	47 R. HARTOG	Kawasaki ZX-6R	2'04.939
12	11 S. CORTESE	Yamaha YZF R6	2'05.128
13	35 S. HILL	Triumph Daytona 675	2'05.156
14	84 L. CRESSON	Yamaha YZF R6	2'05.504
15	22 E. LAHTI	Suzuki GSX-R600	2'05.751
16	15 A. COPPOLA	Yamaha YZF R6	2'05.783
17	23 M. ENDERLEIN	Yamaha YZF R6	2'05.878
18	44 L. MORCIANO	Kawasaki ZX-6R	2'05.934
19	77 W. TESSELS	Kawasaki ZX-6R	2'05.988
20	81 L. STAPLEFORD	Yamaha YZF R6	2'06.001
21	78 H. OKUBO	Kawasaki ZX-6R	2'06.033
22	38 H. SOOMER	Honda CBR600RR	2'06.063
23	96 A. IRWIN	Honda CBR600RR	2'06.124
24	48 G. MOLNAR	Honda CBR600RR	2'06.380
25	19 A. BALDOLINI	Honda CBR600RR	2'06.579
26	10 N. CALERO	Kawasaki ZX-6R	2'06.629
27	65 M. CANDUCCI	Honda CBR600RR	2'06.959
28	34 J. ITURRIOZ	Kawasaki ZX-6R	2'07.646
29	74 J. VAN SIKKELERUS	Honda CBR600RR	2'07.919
30	14 M. CHALUPA	Yamaha YZF R6	2'08.405
31	69 P. COPPA	Honda CBR600RR	2'10.259

SPEED			
1	16 J. CLUZEL	Yamaha YZF R6	259,0
2	36 T. GRADINGER	Yamaha YZF R6	254,7
3	84 L. CRESSON	Yamaha YZF R6	254,1
4	64 F. CARICASULO	Yamaha YZF R6	253,5
5	144 L. MAHIAS	Yamaha YZF R6	252,9
6	81 L. STAPLEFORD	Yamaha YZF R6	252,9
7	22 E. LAHTI	Suzuki GSX-R600	252,3
8	21 R. KRUMMENACHER	Yamaha YZF R6	251,7
9	96 A. IRWIN	Honda CBR600RR	251,2
10	111 K. SMITH	Honda CBR600RR	251,2
11	13 A. WEST	Kawasaki ZX-6R	251,2
12	78 H. OKUBO	Kawasaki ZX-6R	251,2
13	10 N. CALERO	Kawasaki ZX-6R	250,6
14	32 S. MORAIS	Kawasaki ZX-6R	250,0
15	23 M. ENDERLEIN	Yamaha YZF R6	249,4
16	19 A. BALDOLINI	Honda CBR600RR	249,4
17	3 R. DE ROSA	MV Agusta F3 675	249,4
18	11 S. CORTESE	Yamaha YZF R6	248,8
19	44 L. MORCIANO	Kawasaki ZX-6R	248,8
20	77 W. TESSELS	Kawasaki ZX-6R	248,8
21	47 R. HARTOG	Kawasaki ZX-6R	248,8
22	35 S. HILL	Triumph Daytona 675	248,8
23	48 G. MOLNAR	Honda CBR600RR	248,3
24	15 A. COPPOLA	Yamaha YZF R6	248,3
25	65 M. CANDUCCI	Honda CBR600RR	247,7
26	34 J. ITURRIOZ	Kawasaki ZX-6R	247,1
27	38 H. SOOMER	Honda CBR600RR	247,1
28	86 A. BADOVINI	MV Agusta F3 675	247,1
29	14 M. CHALUPA	Yamaha YZF R6	245,5
30	74 J. VAN SIKKELERUS	Honda CBR600RR	244,3
31	69 P. COPPA	Honda CBR600RR	243,8

SEG. 1			SEG. 2			SEG. 3			SEG. 4		
1	16 J. CLUZEL	31.863	1	21 R. KRUMMENACHER	36.696	1	16 J. CLUZEL	33.959	1	64 F. CARICASULO	20.812
2	21 R. KRUMMENACHER	32.141	2	16 J. CLUZEL	36.711	2	21 R. KRUMMENACHER	33.971	2	16 J. CLUZEL	20.845
3	36 T. GRADINGER	32.233	3	64 F. CARICASULO	36.764	3	64 F. CARICASULO	34.014	3	21 R. KRUMMENACHER	20.875
4	3 R. DE ROSA	32.242	4	3 R. DE ROSA	36.767	4	3 R. DE ROSA	34.040	4	13 A. WEST	20.929
5	11 S. CORTESE	32.294	5	47 R. HARTOG	36.866	5	144 L. MAHIAS	34.049	5	3 R. DE ROSA	20.930
6	64 F. CARICASULO	32.310	6	32 S. MORAIS	36.880	6	111 K. SMITH	34.147	6	144 L. MAHIAS	20.935
7	144 L. MAHIAS	32.331	7	111 K. SMITH	36.893	7	35 S. HILL	34.170	7	36 T. GRADINGER	21.024
8	32 S. MORAIS	32.346	8	144 L. MAHIAS	36.897	8	13 A. WEST	34.193	8	86 A. BADOVINI	21.031
9	86 A. BADOVINI	32.353	9	86 A. BADOVINI	36.914	9	11 S. CORTESE	34.198	9	111 K. SMITH	21.054
10	13 A. WEST	32.366	10	13 A. WEST	37.008	10	36 T. GRADINGER	34.264	10	11 S. CORTESE	21.097
11	111 K. SMITH	32.519	11	36 T. GRADINGER	37.045	11	47 R. HARTOG	34.281	11	32 S. MORAIS	21.109
12	48 G. MOLNAR	32.549	12	11 S. CORTESE	37.071	12	32 S. MORAIS	34.281	12	84 L. CRESSON	21.129
13	22 E. LAHTI	32.583	13	35 S. HILL	37.126	13	86 A. BADOVINI	34.324	13	47 R. HARTOG	21.149
14	35 S. HILL	32.597	14	48 G. MOLNAR	37.258	14	84 L. CRESSON	34.404	14	15 A. COPPOLA	21.153
15	84 L. CRESSON	32.598	15	44 L. MORCIANO	37.272	15	38 H. SOOMER	34.409	15	23 M. ENDERLEIN	21.156
16	81 L. STAPLEFORD	32.606	16	15 A. COPPOLA	37.296	16	22 E. LAHTI	34.414	16	22 E. LAHTI	21.165
17	78 H. OKUBO	32.633	17	96 A. IRWIN	37.324	17	44 L. MORCIANO	34.420	17	81 L. STAPLEFORD	21.175
18	38 H. SOOMER	32.639	18	23 M. ENDERLEIN	37.334	18	15 A. COPPOLA	34.456	18	78 H. OKUBO	21.197
19	47 R. HARTOG	32.643	19	19 A. BALDOLINI	37.352	19	23 M. ENDERLEIN	34.490	19	35 S. HILL	21.219
20	44 L. MORCIANO	32.645	20	84 L. CRESSON	37.373	20	96 A. IRWIN	34.549	20	10 N. CALERO	21.266
21	23 M. ENDERLEIN	32.679	21	77 W. TESSELS	37.407	21	77 W. TESSELS	34.577	21	77 W. TESSELS	21.285
22	77 W. TESSELS	32.697	22	22 E. LAHTI	37.414	22	10 N. CALERO	34.605	22	96 A. IRWIN	21.286
23	15 A. COPPOLA	32.724	23	10 N. CALERO	37.436	23	81 L. STAPLEFORD	34.628	23	44 L. MORCIANO	21.286
24	10 N. CALERO	32.801	24	38 H. SOOMER	37.457	24	19 A. BALDOLINI	34.648	24	38 H. SOOMER	21.299
25	96 A. IRWIN	32.828	25	78 H. OKUBO	37.471	25	48 G. MOLNAR	34.662	25	19 A. BALDOLINI	21.305
26	65 M. CANDUCCI	32.842	26	81 L. STAPLEFORD	37.501	26	78 H. OKUBO	34.672	26	48 G. MOLNAR	21.319
27	19 A. BALDOLINI	32.863	27	65 M. CANDUCCI	37.527	27	65 M. CANDUCCI	34.825	27	65 M. CANDUCCI	21.382
28	34 J. ITURRIOZ	33.126	28	74 J. VAN SIKKELERUS	37.663	28	74 J. VAN SIKKELERUS	34.861	28	74 J. VAN SIKKELERUS	21.470
29	14 M. CHALUPA	33.183	29	34 J. ITURRIOZ	37.863	29	34 J. ITURRIOZ	34.895	29	34 J. ITURRIOZ	21.520
30	74 J. VAN SIKKELERUS	33.428	30	14 M. CHALUPA	38.193	30	14 M. CHALUPA	35.222	30	14 M. CHALUPA	21.535
31	69 P. COPPA	33.664	31	69 P. COPPA	38.365	31	69 P. COPPA	35.810	31	69 P. COPPA	22.038

08/06/2018

These data/results cannot be reproduced, stored and/or transmitted in whole or in part by any manner of electronic, mechanical, photocopying, recording, broadcasting or otherwise now known or herein after developed without the previous express consent by the copyright owner, except for reproduction in daily press and regular printed publications on sale to the public within 60 days of the event related to those data/results and always provided that copyright symbol appears together as follows below.

© DORNA WSBK ORGANIZATION Srl 2018

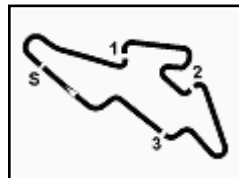
FICR PERUGIA TIMING



Official Tyre Supplier



Official Timekeeper



ACERBIS Czech Round, 8 - 10 June 2018

World Supersport - Ideal Times Free Practice 2nd Session

Automotodrom Brno 5.403 m

No.	Rider	Nat	Bike	Seg. 1	Seg. 2	Seg. 3	Seg. 4	Ideal Time		
				Diff. 1	Diff. 2	Diff. 3	Diff. 4	Best Lap	Pos.	Diff.
1	16 J. CLUZEL	FRA	Yamaha YZF R6	31.863 0.028	36.711 0.089	33.959 0.007	20.845	2'03.378 2'03.502	1	0.124
2	21 R. KRUMMENACHER	SUI	Yamaha YZF R6	32.141	36.696 0.007	33.971	20.875 0.032	2'03.683 2'03.722	2	0.039
3	64 F. CARICASULO	ITA	Yamaha YZF R6	32.310 0.034	36.764 0.084	34.014	20.812 0.017	2'03.900 2'04.035	3	0.135
4	3 R. DE ROSA	ITA	MV Agusta F3 675	32.242 0.177	36.767 0.082	34.040 0.196	20.930 0.158	2'03.979 2'04.592	6	0.613
5	144 L. MAHIAS	FRA	Yamaha YZF R6	32.331 0.207	36.897	34.049 0.231	20.935	2'04.212 2'04.650	9	0.438
6	13 A. WEST	AUS	Kawasaki ZX-6R	32.366 0.030	37.008 0.059	34.193	20.929	2'04.496 2'04.585	5	0.089
7	36 T. GRADINGER	AUT	Yamaha YZF R6	32.233	37.045	34.264	21.024	2'04.566 2'04.566	4	
8	111 K. SMITH	GBR	Honda CBR600RR	32.519 0.079	36.893	34.147	21.054	2'04.613 2'04.692	10	0.079
9	32 S. MORAIS	POR	Kawasaki ZX-6R	32.346	36.880	34.281	21.109	2'04.616 2'04.616	7	
10	86 A. BADOVINI	ITA	MV Agusta F3 675	32.353	36.914	34.324	21.031 0.008	2'04.622 2'04.630	8	0.008
11	11 S. CORTESE	GER	Yamaha YZF R6	32.294 0.206	37.071 0.118	34.198 0.144	21.097	2'04.660 2'05.128	12	0.468
12	47 R. HARTOG	NED	Kawasaki ZX-6R	32.643	36.866	34.281	21.149	2'04.939 2'04.939	11	
13	35 S. HILL	GBR	Triumph Daytona 675	32.597 0.044	37.126	34.170	21.219	2'05.112 2'05.156	13	0.044
14	84 L. CRESSON	BEL	Yamaha YZF R6	32.598	37.373	34.404	21.129	2'05.504 2'05.504	14	
15	22 E. LAHTI	FIN	Suzuki GSX-R600	32.583 0.175	37.414	34.414	21.165	2'05.576 2'05.751	15	0.175
16	44 L. MORCIANO	ITA	Kawasaki ZX-6R	32.645	37.272 0.099	34.420 0.212	21.286	2'05.623 2'05.934	18	0.311
17	15 A. COPPOLA	ITA	Yamaha YZF R6	32.724	37.296 0.134	34.456 0.020	21.153	2'05.629 2'05.783	16	0.154
18	23 M. ENDERLEIN	GER	Yamaha YZF R6	32.679 0.102	37.334	34.490 0.117	21.156	2'05.659 2'05.878	17	0.219
19	48 G. MOLNAR	HUN	Honda CBR600RR	32.549 0.130	37.258 0.462	34.662	21.319	2'05.788 2'06.380	24	0.592
20	38 H. SOOMER	EST	Honda CBR600RR	32.639	37.457 0.259	34.409	21.299	2'05.804 2'06.063	22	0.259
21	81 L. STAPLEFORD	GBR	Yamaha YZF R6	32.606 0.091	37.501	34.628	21.175	2'05.910 2'06.001	20	0.091
22	77 W. TESSELS	NED	Kawasaki ZX-6R	32.697	37.407	34.577	21.285 0.022	2'05.966 2'05.988	19	0.022
23	78 H. OKUBO	JPN	Kawasaki ZX-6R	32.633	37.471	34.672 0.057	21.197 0.003	2'05.973 2'06.033	21	0.060
24	96 A. IRWIN	GBR	Honda CBR600RR	32.828 0.109	37.324	34.549	21.286 0.028	2'05.987 2'06.124	23	0.137
25	10 N. CALERO	ESP	Kawasaki ZX-6R	32.801 0.162	37.436 0.022	34.605 0.122	21.266 0.215	2'06.108 2'06.629	26	0.521
26	19 A. BALDOLINI	ITA	Honda CBR600RR	32.863 0.104	37.352 0.247	34.648	21.305 0.060	2'06.168 2'06.579	25	0.411
27	65 M. CANDUCCI	ITA	Honda CBR600RR	32.842	37.527	34.825 0.090	21.382 0.293	2'06.576 2'06.959	27	0.383
28	34 J. ITURRIOZ	ARG	Kawasaki ZX-6R	33.126	37.863	34.895 0.063	21.520 0.179	2'07.404 2'07.646	28	0.242
29	74 J. VAN SIKKELERUS	NED	Honda CBR600RR	33.428 0.198	37.663 0.119	34.861 0.180	21.470	2'07.422 2'07.919	29	0.497
30	14 M. CHALUPA	CZE	Yamaha YZF R6	33.183	38.193	35.222 0.106	21.535 0.166	2'08.133 2'08.405	30	0.272
31	69 P. COPPA	CZE	Honda CBR600RR	33.664	38.365	35.810 0.169	22.038 0.213	2'09.877 2'10.259	31	0.382
Overall Ideal Time				31.863	36.696	33.959	20.812	2'03.330		

08/06/2018

These data/results cannot be reproduced, stored and/or transmitted in whole or in part by any manner of electronic, mechanical, photocopying, recording, broadcasting or otherwise now known or herein after developed without the previous express consent by the copyright owner, except for reproduction in daily press and regular printed publications on sale to the public within 60 days of the event related to those data/results and always provided that copyright symbol appears together as follows below.

© DORNA WSBK ORGANIZATION Srl 2018

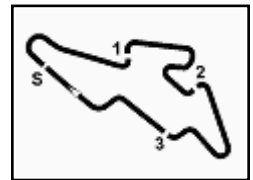
FICR PERUGIA TIMING



Official Tyre Supplier



Official Timekeeper



ACERBIS Czech Round, 8 - 10 June 2018

World Supersport - Chronological Analysis Free Practice 2nd Session

Automotodrom Brno 5.403 m

1 / 5

1° 16 J. CLUZEL (2'03.502)								20	32.436	36.764	34.192	20.935	2'04.327	248,3	16:05'14.151
Lap	Seg.1	Seg.2	Seg.3	Seg.4	Lap Time	km/h	Local Time	4° 36 T. GRADINGER (2'04.566)							
Lap	Seg.1	Seg.2	Seg.3	Seg.4	Lap Time	km/h	Local Time	Lap	Seg.1	Seg.2	Seg.3	Seg.4	Lap Time	km/h	Local Time
1		37.940	34.554	22.046			15:03'34.742	1		37.856	34.614	21.884			15:03'34.880
2	32.394	38.880	35.079	28.363	2'14.716P	250,6	15:05'49.458	2	32.397	37.452	34.832	21.192	2'05.873	250,6	15:05'40.753
3	11'17.136	37.826	34.689	21.423	12'51.074P		15:18'40.532	3	32.669	37.269	34.477	21.060	2'05.475	251,7	15:07'46.228
4	32.462	37.387	34.371	21.120	2'05.340	252,3	15:20'45.872	4	32.588	37.274	34.687	21.483	2'06.032	252,3	15:09'52.260
5	32.369	37.152	34.374	21.063	2'04.958	255,9	15:22'50.830	5	32.705	39.156	35.873	30.862	2'18.596P	252,3	15:12'10.856
6	32.707	38.258	34.787	21.149	2'025.600	255,9	15:43'16.430	6	7'22.192	37.860	34.651	21.246	8'55.949P		15:21'06.805
7	32.117	36.855	34.073	20.960	2'04.005	252,3	15:45'20.435	7	32.334	37.089	34.494	21.127	2'05.044	252,3	15:23'11.849
8	31.950	36.778	34.049	20.929	2'03.706	253,5	15:47'24.141	8	32.451	37.142	38.172	34.719	2'22.484CP	252,9	15:25'34.333
9	34.808	37.617	36.583	21.199	2'10.207	255,3	15:49'34.348	9	16'08.121	38.412	34.879	21.207	17'42.619P		15:43'16.952
10	32.095	36.764	34.023	20.933	2'03.815	253,5	15:51'38.163	10	32.233	37.045	34.264	21.024	2'04.566	253,5	15:45'21.518
11	31.971	36.871	34.214	20.983	2'04.039	254,1	15:53'42.202	11	32.241	37.076	34.529	21.181	2'05.027	253,5	15:47'26.545
12	32.087	36.975	34.069	20.848	2'03.979	254,7	15:55'46.181	12	33.351	37.746	35.251	29.102	2'15.450P	254,7	15:49'41.995
13	31.891	36.800	33.966	20.845	2'03.502	256,5	15:57'49.683	13	7'12.314	38.331	35.247	21.099	8'46.991P		15:58'28.986
14	33.456	37.881	36.859	21.300	2'09.496	253,3	15:59'59.179	14	32.361	37.292	34.366	21.035	2'05.054	252,9	16:00'34.040
15	32.071	36.711	33.959	20.853	2'03.594	254,1	16:02'02.773	15	32.262	37.108	34.325	21.122	2'04.817	252,3	16:02'38.857
16	31.863	37.859	36.483	31.225	2'17.430P	259,0	16:04'20.203	16	32.546	39.259	35.680	21.306	2'08.791	253,5	16:04'47.648

2° 21 R. KRUMMENACHER (2'03.722)								5° 13 A. WEST (2'04.585)							
Lap	Seg.1	Seg.2	Seg.3	Seg.4	Lap Time	km/h	Local Time	Lap	Seg.1	Seg.2	Seg.3	Seg.4	Lap Time	km/h	Local Time
1		37.729	34.507	21.259			15:02'12.278	1		38.635	34.975	21.462			15:02'18.195
2	32.569	37.231	34.414	21.135	2'05.349	247,1	15:04'17.627	2	32.735	38.137	35.274	21.228	2'07.374	247,7	15:04'25.569
3	32.468	37.108	34.565	21.205	2'05.346	247,7	15:06'22.973	3	32.797	37.475	34.715	21.230	2'06.217	248,3	15:06'31.786
4	32.614	37.278	34.505	28.974	2'13.371P	248,3	15:08'36.344	4	32.701	37.229	34.796	21.266	2'05.992	251,2	15:08'37.778
5	6'20.402	38.000	34.616	21.193	7'54.211P		15:16'30.555	5	32.795	37.472	34.634	21.204	2'06.105	247,1	15:10'43.883
6	32.480	37.165	34.441	21.060	2'05.146	248,3	15:18'35.701	6	34.802	40.743	36.516	28.080	2'20.141P	246,0	15:13'04.024
7	32.459	37.055	34.232	21.233	2'04.979	247,7	15:20'40.680	7	10'08.912	39.054	38.138	21.237	11'47.341CP		15:24'51.365
8	32.378	37.146	34.343	21.040	2'04.907	248,8	15:22'45.587	8	39.221	44.860	39.398	29.637	2'33.116CP	213,9	15:27'24.481
9	32.465	37.044	34.395	21.147	2'05.051C	249,4	15:24'50.638	9	12'18.254	38.864	34.950	21.728	13'53.796P		15:41'18.277
10	39.573	45.014	40.368	31.196	2'36.151CP	204,5	15:27'26.789	10	32.868	37.492	34.273	21.091	2'05.724	248,3	15:43'24.001
11	12'22.441	38.381	36.569	24.919	14'02.310P		15:41'29.099	11	32.366	37.008	34.410	21.282	2'05.066	250,6	15:45'29.067
12	32.376	36.813	34.450	20.875	2'04.514	251,7	15:43'33.613	12	33.387	37.666	35.066	27.153	2'13.272P	245,5	15:47'42.339
13	32.176	36.927	34.195	20.989	2'04.287C	251,2	15:45'37.900	13	3'31.561	38.973	35.219	21.405	5'07.158P		15:52'49.497
14	33.055	41.251	41.519	21.171	2'16.996	249,4	15:47'54.896	14	32.753	37.151	34.410	21.063	2'05.377	245,5	15:54'54.874
15	32.429	36.979	35.251	21.256	2'05.915	251,7	15:50'00.811	15	34.010	39.315	35.859	26.737	2'15.921P	247,7	15:57'10.795
16	32.404	37.014	34.220	28.625	2'12.263P	248,8	15:52'13.074	16	4'46.976	37.518	34.694	21.323	6'20.511P		16:03'31.306
17	4'18.365	37.551	34.135	21.011	5'51.062P		15:58'04.136	17	32.396	37.067	34.193	20.929	2'04.585	246,0	16:05'35.891
18	32.146	36.696	34.590	20.920	2'04.352	249,4	16:00'08.488								
19	32.252	36.762	34.054	20.913	2'03.981	249,4	16:02'12.469								
20	32.141	36.703	33.971	20.907	2'03.722	249,4	16:04'16.191								
21	32.360	36.872	34.038	20.909	2'04.179	248,8	16:06'20.370								

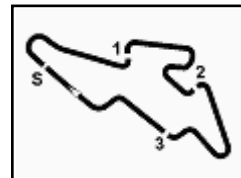
3° 64 F. CARICASULO (2'04.035)								6° 3 R. DE ROSA (2'04.592)							
Lap	Seg.1	Seg.2	Seg.3	Seg.4	Lap Time	km/h	Local Time	Lap	Seg.1	Seg.2	Seg.3	Seg.4	Lap Time	km/h	Local Time
1		38.994	35.474	21.567			15:02'16.323	1		38.220	37.326	21.474			15:03'19.380
2	32.703	37.300	34.653	21.506	2'06.162	249,4	15:04'22.485	2	32.509	36.912	34.040	21.329	2'04.790	244,9	15:05'24.170
3	32.899	37.543	35.777	28.903	2'15.122P	253,5	15:06'37.607	3	32.242	37.235	34.376	20.972	2'04.825	247,7	15:07'28.995
4	4'30.587	37.703	34.735	21.175	6'04.200P		15:12'41.807	4	32.438	37.159	34.342	20.930	2'04.869	247,7	15:09'33.864
5	32.777	37.298	34.536	21.057	2'05.668	244,9	15:14'47.475	5	32.444	37.171	34.206	21.153	2'04.974	247,1	15:11'38.838
6	32.631	37.176	34.497	21.011	2'05.315	248,3	15:16'52.790	6	32.365	37.173	34.296	48.459	2'32.293P	249,4	15:14'11.131
7	32.719	37.451	34.497	21.223	2'05.890	247,1	15:18'58.680	7	25'40.916	38.486	36.171	26.671	27'22.244P		15:41'33.375
8	32.810	37.484	34.608	21.132	2'06.034	243,2	15:21'04.714	8	32.802	37.477	34.443	21.241	2'05.963	240,0	15:43'39.338
9	32.735	37.317	34.644	21.062	2'05.758	247,1	15:23'10.472	9	32.711	37.194	34.392	21.140	2'05.437	244,9	15:45'44.775
10	32.772	37.228	37.008	37.556	2'24.564CP	247,1	15:25'35.036	10	32.593	37.370	34.644	21.226	2'05.833	246,6	15:47'50.608
11	14'53.200	37.768	34.715	21.581	16'27.264P		15:42'02.300	11	37.189	38.849	35.325	29.622	2'20.985P	246,6	15:50'11.593
12	32.695	37.310	34.600	21.182	2'05.787	247,1	15:44'08.087	12	6'52.135	38.477	42.638	21.831	8'35.081P		15:58'46.674
13	32.691	37.150	34.550	21.127	2'05.518	246,6	15:46'13.605	13	32.396	36.767	34.140	21.342	2'04.645	243,2	16:00'51.319
14	32.686	37.229	34.610	33.473	2'17.998P	246,6	15:48'31.603	14	32.419	36.849	34.236	21.088	2'04.592	243,8	16:02'55.911
15	4'47.612	37.175	34.524	20.954	6'20.265P		15:54'51.868	15	32.471	36.972	34.162	21.017	2'04.622	243,8	16:05'00.533
16	32.442	37.386	34.159	20.812	2'04.799	248,8	15:56'56.667								
17	32.344	36.848	34.014	20.829	2'04.035	248,8	15:59'00.702								
18	32.310	36.834	34.264	21.250	2'04.658	248,8	16:01'05.360								
19	32.425	36.795	34.361	20.883	2'04.464	248,3	16:03'09.824								

7° 32 S. MORAIS (2'04.616)							
Lap	Seg.1	Seg.2	Seg.3	Seg.4	Lap Time	km/h	Local Time
1		38.392	35.123	21.680			15:02'39.901
2	33.229	37.552	34.694	21.271	2'06.746	244,3	15:04'46.647
3	32.851	37.572	34.590	21.261	2'06.274	245,5	15:06'52.921

08/06/2018 P = Pits In/Out - C = Lap Time Cancelled

These data/results cannot be reproduced, stored and/or transmitted in whole or in part by any manner of electronic, mechanical, photocopying, recording, broadcasting or otherwise now known or herein after developed without the previous express consent by the copyright owner, except for reproduction in daily press and regular printed publications on sale to the public within 60 days of the event related to those data/results and always provided that copyright symbol appears together as follows below.

© DORNA WSBK ORGANIZATION Srl 2018



ACERBIS Czech Round, 8 - 10 June 2018

World Supersport - Chronological Analysis Free Practice 2nd Session

Automotodrom Brno 5.403 m

2 / 5

4	32.694	37.549	34.557	21.253	2'06.053	246,6	15:08'58.974	9	32.989	37.399	34.465	21.301	2'06.154	244,9	15:24'25.082
5	32.808	37.499	34.649	21.478	2'06.434	246,0	15:11'05.408	10	35.250	43.720	37.010	31.850	2'27.830CP	244,9	15:26'52.912
6	32.742	37.621	35.080	31.989	2'17.432P	244,3	15:13'22.840	11	12'59.977	38.863	35.164	26.933	14'40.937P		15:41'33.849
7	6'59.142	37.879	34.851	21.427	8'33.299P		15:21'56.139	12	32.915	37.416	34.403	21.232	2'05.966	246,6	15:43'39.815
8	32.755	37.692	34.737	21.281	2'06.465	245,5	15:24'02.604	13	32.669	37.434	34.362	21.217	2'05.682	248,3	15:45'45.497
9	32.727	39.822	36.324	32.540	2'21.413CP	244,9	15:26'24.017	14	32.691	37.306	34.518	21.221	2'05.736	248,3	15:47'51.233
10	13'26.271	37.962	35.794	21.450	15'01.477P		15:41'25.494	15	33.890	38.447	35.806	31.512	2'19.655P	250,0	15:50'10.888
11	32.810	37.715	34.729	21.250	2'06.504	247,7	15:43'31.998	16	3'59.850	37.810	34.693	21.340	5'33.693P		15:55'44.581
12	32.690	37.483	34.668	21.416	2'06.257	249,4	15:45'38.255	17	32.729	36.918	34.342	21.285	2'05.274	245,5	15:57'49.855
13	32.986	37.615	34.716	30.841	2'16.158P	250,0	15:47'54.413	18	32.598	36.893	34.147	21.054	2'04.692	250,6	15:59'54.547
14	3'48.976	37.885	34.639	21.199	5'22.699P		15:53'17.112	19	32.519	37.157	34.279	22.088	2'06.043	245,5	16:02'00.590
15	32.539	37.473	34.338	21.142	2'05.492	246,6	15:55'22.604	20	32.945	37.261	34.316	21.239	2'05.761	246,6	16:04'06.351
16	32.459	37.195	34.329	21.384	2'05.367	247,7	15:57'27.971	21	32.620	37.143	34.364	21.114	2'05.241	245,5	16:06'11.592
17	32.912	37.475	34.542	30.542	2'15.471P	247,7	15:59'43.442								
18	2'01.295	37.304	34.415	21.254	3'34.268P		16:03'17.710								
19	32.346	36.880	34.281	21.109	2'04.616	247,1	16:05'22.326								

8° 86 A. BADOVINI (2'04.630)							
Lap	Seg.1	Seg.2	Seg.3	Seg.4	Lap Time	km/h	Local Time
1		38.746	35.454	21.427			15:03'27.379
2	32.838	37.403	34.560	21.264	2'06.065	243,2	15:05'33.444
3	32.635	37.262	34.762	21.229	2'05.888	242,7	15:07'39.332
4	32.783	39.239	38.524	30.744	2'21.290P	244,3	15:10'00.622
5	7'09.159	37.750	34.561	21.441	8'42.911P		15:18'43.533
6	32.804	37.294	34.494	21.244	2'05.836	242,7	15:20'49.369
7	33.223	37.601	34.609	21.226	2'06.659	243,8	15:22'56.028
8	32.852	37.253	35.910	34.005	2'20.020CP	246,6	15:25'16.048
9	14'48.757	38.111	35.570	21.364	16'23.802P		15:41'39.850
10	32.819	37.345	34.598	21.253	2'06.015	246,0	15:43'45.865
11	32.930	37.211	34.526	21.156	2'05.823	246,6	15:45'51.688
12	34.377	37.856	34.939	21.399	2'08.571	245,5	15:48'00.259
13	32.964	37.354	34.593	30.186	2'15.097P	246,6	15:50'15.356
14	7'58.833	40.408	39.917	22.151	9'41.309P		15:59'56.665
15	32.775	37.074	34.348	21.193	2'05.390	244,3	16:02'02.055
16	32.353	36.914	34.324	21.039	2'04.630	246,6	16:04'06.685
17	32.588	37.003	34.414	21.031	2'05.036	247,1	16:06'11.721

9° 144 L. MAHIAS (2'04.650)							
Lap	Seg.1	Seg.2	Seg.3	Seg.4	Lap Time	km/h	Local Time
1		37.270	34.566	21.166			15:03'17.935
2	32.363	37.076	34.215	21.224	2'04.878	246,6	15:05'22.813
3	32.656	37.038	34.370	21.016	2'05.080	252,9	15:07'27.893
4	32.538	36.897	34.280	20.935	2'04.650	250,6	15:09'32.543
5	32.616	37.022	34.215	21.070	2'04.923	251,2	15:11'37.466
6	32.473	37.149	34.388	21.015	2'05.025	246,6	15:13'42.491
7	35.621	39.498	38.302	29.855	2'23.276P	249,4	15:16'05.767
8	24'34.651	37.661	34.477	21.176	26'07.965P		15:42'13.732
9	32.331	37.214	34.286	21.046	2'04.877	247,1	15:44'18.609
10	32.538	37.138	34.214	21.084	2'04.974C	248,3	15:46'23.583
11	32.619	37.363	34.356	21.046	2'05.384	247,1	15:48'28.967
12	35.351	40.624	39.530	29.059	2'24.564P	249,4	15:50'53.531
13	5'53.385	42.443	34.998	26.055	7'36.881P		15:58'30.412
14	4'29.824	37.248	34.049	21.119	6'02.240P		16:04'32.652

10° 111 K. SMITH (2'04.692)							
Lap	Seg.1	Seg.2	Seg.3	Seg.4	Lap Time	km/h	Local Time
1		39.500	35.485	21.842			15:02'16.916
2	33.344	37.851	34.445	21.431	2'07.071	251,2	15:04'23.987
3	32.992	37.452	34.447	21.332	2'06.223	248,3	15:06'30.210
4	33.062	37.225	34.451	21.285	2'06.023	247,1	15:08'36.233
5	32.782	37.532	34.432	21.355	2'06.101	247,1	15:10'42.334
6	32.926	37.563	34.623	31.356	2'16.468P	244,9	15:12'58.802
7	5'39.865	38.102	34.852	21.436	7'14.255P		15:20'13.057
8	32.902	37.350	34.362	21.257	2'05.871	244,9	15:22'18.928

11° 47 R. HARTOG (2'04.939)							
Lap	Seg.1	Seg.2	Seg.3	Seg.4	Lap Time	km/h	Local Time
1		38.435	35.854	22.439			15:02'21.497
2	33.626	37.717	35.017	21.826	2'08.186	243,2	15:04'29.683
3	33.346	37.462	35.040	21.510	2'07.358	243,8	15:06'37.041
4	33.184	37.744	35.115	22.073	2'08.116	248,3	15:08'45.157
5	33.163	37.721	34.923	32.845	2'18.652P	246,0	15:11'03.809
6	3'17.519	38.300	34.800	21.559	4'52.178P		15:15'55.987
7	33.078	37.677	34.574	21.445	2'06.774	244,9	15:18'02.761
8	33.072	37.008	34.335	21.214	2'05.629	242,7	15:20'08.390
9	32.643	36.866	34.281	21.149	2'04.939	244,9	15:22'13.329
10	32.733	37.919	34.849	21.303	2'06.804	243,8	15:24'20.133
11	33.788	42.980	37.364	32.346	2'26.478CP	242,7	15:26'46.611
12	12'54.179	37.965	35.084	21.596	14'28.824P		15:41'15.435
13	33.255	37.431	34.707	21.501	2'06.894	246,0	15:43'22.329
14	32.850	37.639	34.781	21.579	2'06.849	244,9	15:45'29.178
15	32.990	37.701	34.710	21.289	2'06.690	248,8	15:47'35.868
16	32.936	38.050	34.940	31.085	2'17.011P	246,6	15:49'52.879
17	5'55.528	37.504	34.430	21.359	7'28.821P		15:57'21.700
18	32.969	37.252	34.416	21.491	2'06.128	243,2	15:59'27.828
19	32.682	37.663	37.042	28.037	2'15.424	243,8	16:01'43.252
20	33.187	39.459	36.177	21.741	2'10.564	244,9	16:03'53.816
21	33.502	37.861	34.683	21.326	2'07.372	246,0	16:06'01.188

12° 11 S. CORTESE (2'05.128)							
Lap	Seg.1	Seg.2	Seg.3	Seg.4	Lap Time	km/h	Local Time
1		40.098	36.118	22.011			15:03'14.491
2	32.843	38.303	34.902	21.437	2'07.485	244,9	15:05'21.976
3	32.571	37.071	34.198	21.394	2'05.234	246,0	15:07'27.210
4	32.500	37.189	34.342	21.097	2'05.128	247,7	15:09'32.338
5	32.554	38.171	34.335	21.287	2'06.347	247,1	15:11'38.685
6	32.294	37.218	34.273	32.608	2'16.393P	248,8	15:13'55.078

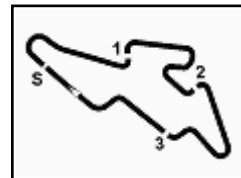
13° 35 S. HILL (2'05.156)							
Lap	Seg.1	Seg.2	Seg.3	Seg.4	Lap Time	km/h	Local Time
1		39.287	35.299	21.605			15:02'16.030
2	32.858	37.725	34.587	21.519	2'06.689	241,1	15:04'22.719
3	32.957	37.598	34.741	21.382	2'06.678	242,7	15:06'29.397
4	32.597	37.882	34.568	21.372	2'06.419	243,8	15:08'35.816
5	32.817	37.794	34.887	21.529	2'07.027	241,1	15:10'42.843
6	32.970	37.797	35.091	33.027	2'18.885P	242,2	15:13'01.728
7	5'44.454	39.242	35.336	22.207	7'21.239P		15:20'22.967
8	32.869	37.627	34.997	21.524	2'07.017	243,2	15:22'29.984
9	34.695	38.216	35.117	22.348	2'10.376C	243,2	15:24'40.360
10	38.735	42.863	36.027	30.081	2'27.706CP	244,9	15:27'08.066
11	12'35.262	38.645	35.084	22.501	14'11.492P		15:41'19.558
12	33.064	37.947	34.900	21.530	2'07.441	244,3	15:43'26.999
13	32.835	37.752	35.644	21.936	2'08.167	244,3	15:45'35.166
14	32.869	37.628	34.556	21.430	2'06.483	244,9	15:47'41.649
15	34.086	38.129	34.804	30.779	2'17.798P	248,8	15:49'59.447

08/06/2018 P = Pits In/Out - C = Lap Time Cancelled

These data/results cannot be reproduced, stored and/or transmitted in whole or in part by any manner of electronic, mechanical, photocopying, recording, broadcasting or otherwise now known or herein after developed without the previous express consent by the copyright owner, except for reproduction in daily press and regular printed publications on sale to the public within 60 days of the event related to those data/results and always provided that copyright symbol appears together as follows below.

© DORNA WSBK ORGANIZATION Srl 2018





ACERBIS Czech Round, 8 - 10 June 2018

World Supersport - Chronological Analysis Free Practice 2nd Session

Automotodrom Brno 5.403 m

3 / 5

16	7'04.658	38.401	40.988	23.450	8'47.497P	15:58'46.944	15	4'42.604	38.577	35.656	21.627	6'18.464P	15:57'00.533		
17	32.641	37.126	34.170	21.219	2'05.156	244,3	16:00'52.100	16	32.958	37.466	34.635	21.321	2'06.380	244,9	15:59'06.913
18	33.128	40.395	35.160	21.711	2'10.394	242,7	16:03'02.494	17	33.033	37.556	34.729	21.476	2'06.794	245,5	16:01'13.707
19	32.838	37.533	34.536	21.399	2'06.306	241,1	16:05'08.800	18	33.036	37.602	35.748	22.675	2'09.061	243,2	16:03'22.768
								19	33.059	37.411	34.511	21.292	2'06.273	248,3	16:05'29.041

14° 84 L. CRESSON (2'05.504)							
Lap	Seg.1	Seg.2	Seg.3	Seg.4	Lap Time	km/h	Local Time
1		39.900	36.186	21.843			15:03'14.757
2	33.191	38.210	35.189	21.373	2'07.963	251,2	15:05'22.720
3	32.977	37.868	34.952	21.537	2'07.334	251,7	15:07'30.054
4	32.795	38.021	34.828	21.380	2'07.024	254,1	15:09'37.078
5	33.068	38.002	34.775	21.447	2'07.292	251,7	15:11'44.370
6	32.826	39.212	34.879	30.120	2'17.037P	249,4	15:14'01.407
7	9'04.430	37.853	34.995	21.380	10'38.658CP		15:24'40.065
8	34.649	40.818	36.202	29.185	2'20.854CP	250,0	15:27'00.919
9	13'10.613	38.962	35.267	21.566	14'46.408P		15:41'47.327
10	33.076	38.179	34.831	21.468	2'07.554	251,7	15:43'54.881
11	32.781	37.907	34.745	21.281	2'06.714	252,3	15:46'01.595
12	32.964	37.736	34.704	21.324	2'06.728C	251,7	15:48'08.323
13	32.789	38.386	34.760	21.270	2'07.205	251,2	15:50'15.528
14	33.001	38.543	36.866	28.631	2'17.041P	250,0	15:52'32.569
15	9'15.381	38.367	34.731	21.361	10'49.840P		16:03'22.409
16	32.598	37.373	34.404	21.129	2'05.504	251,7	16:05'27.913

17° 23 M. ENDERLEIN (2'05.878)							
Lap	Seg.1	Seg.2	Seg.3	Seg.4	Lap Time	km/h	Local Time
1		40.242	36.471	22.448			15:02'40.218
2	33.615	38.156	36.372	29.694	2'17.837P	238,9	15:04'58.055
3	5'08.585	38.761	35.668	23.499	6'46.513P		15:11'44.568
4	32.885	37.644	34.729	21.327	2'06.585	246,0	15:13'51.153
5	32.774	37.750	34.635	21.341	2'06.500C	244,9	15:15'57.653
6	32.839	37.601	34.611	21.234	2'06.285	244,9	15:18'03.938
7	34.489	38.587	34.844	21.782	2'09.702	245,5	15:20'13.640
8	32.745	37.531	34.664	21.284	2'06.224	246,6	15:22'19.864
9	34.366	38.984	36.507	30.610	2'20.467CP	245,5	15:24'40.331
10	15'22.614	39.751	36.073	21.441	16'59.879P		15:41'40.210
11	32.729	37.424	34.705	21.177	2'06.035	246,0	15:43'46.245
12	32.781	37.334	34.607	21.156	2'05.878	249,4	15:45'52.123
13	33.554	38.516	34.914	21.444	2'08.428	247,1	15:48'00.551
14	32.839	37.482	34.689	21.284	2'06.294	248,3	15:50'06.845
15	34.881	38.622	35.957	30.223	2'19.683P	240,0	15:52'26.528
16	3'25.314	38.870	35.605	21.871	5'01.660P		15:57'28.188
17	32.833	37.543	34.490	21.180	2'06.046	246,6	15:59'34.234
18	32.828	37.444	34.793	21.256	2'06.321C	244,9	16:01'40.555
19	32.679	37.458	34.635	21.305	2'06.077C	245,5	16:03'46.632
20	32.895	37.441	34.698	21.234	2'06.268	243,2	16:05'52.900

15° 22 E. LAHTI (2'05.751)							
Lap	Seg.1	Seg.2	Seg.3	Seg.4	Lap Time	km/h	Local Time
1		38.937	35.419	21.621			15:02'22.581
2	33.419	37.946	35.064	21.415	2'07.844	245,5	15:04'30.425
3	32.726	37.585	35.019	21.383	2'06.713	246,6	15:06'37.138
4	32.827	37.769	35.057	21.579	2'07.232	252,3	15:08'44.370
5	33.049	38.010	35.202	30.845	2'17.106P	244,3	15:11'01.476
6	2'04.314	37.979	35.182	21.639	3'39.114P		15:14'40.590
7	32.955	37.981	35.161	21.503	2'07.600	244,9	15:16'48.190
8	33.032	39.030	35.193	29.597	2'16.852P	244,3	15:19'05.042
9	2'55.962	38.077	34.976	21.498	4'30.513P		15:23'35.555
10	33.043	38.446	38.497	30.864	2'20.850CP	243,8	15:25'56.405
11	13'46.462	39.324	35.870	22.361	15'24.017P		15:41'20.422
12	32.978	37.994	34.897	21.357	2'07.226	250,0	15:43'27.648
13	32.817	37.888	34.957	21.316	2'06.978	251,2	15:45'34.626
14	32.956	37.814	34.715	21.301	2'06.786	246,6	15:47'41.412
15	33.976	38.766	34.982	28.609	2'16.333P	247,1	15:49'57.745
16	3'09.663	38.626	35.382	22.001	4'45.672P		15:54'43.417
17	32.758	37.414	34.414	21.165	2'05.751	245,5	15:56'49.168
18	32.583	37.482	34.559	21.276	2'05.900	246,0	15:58'55.068
19	32.620	37.565	34.551	21.264	2'06.000	245,5	16:01'01.068
20	32.999	37.688	34.694	21.250	2'06.631	243,8	16:03'07.699
21	34.972	37.579	34.876	21.280	2'08.707	245,5	16:05'16.406

18° 44 L. MORCIANO (2'05.934)							
Lap	Seg.1	Seg.2	Seg.3	Seg.4	Lap Time	km/h	Local Time
1		39.040	35.879	21.704			15:02'58.054
2	33.382	37.703	35.002	21.464	2'07.551	241,1	15:05'05.605
3	33.042	37.958	35.151	21.602	2'07.753	242,2	15:07'13.358
4	33.058	38.020	35.236	21.565	2'07.879	242,2	15:09'21.237
5	33.116	39.614	37.138	28.108	2'17.976P	242,7	15:11'39.213
6	7'07.371	38.522	35.308	21.757	8'42.958P		15:20'22.171
7	32.993	38.010	35.023	21.461	2'07.487	243,2	15:22'29.658
8	33.548	38.109	35.165	21.651	2'08.473C	242,7	15:24'38.131
9	35.245	40.731	36.589	28.403	2'20.968CP	243,2	15:26'59.099
10	12'47.998	38.988	35.128	21.603	14'23.717P		15:41'22.816
11	33.152	37.834	34.951	21.434	2'07.371	248,8	15:43'30.187
12	33.021	37.625	34.865	21.506	2'07.017	246,6	15:45'37.204
13	32.876	37.724	34.908	21.516	2'07.024	245,5	15:47'44.228
14	33.095	38.608	35.433	28.364	2'15.500P	247,7	15:49'59.728
15	3'31.275	51.250	38.878	21.706	5'23.109P		15:55'22.837
16	32.815	37.272	34.420	21.324	2'05.831C	245,5	15:57'28.668
17	32.776	37.412	34.543	21.293	2'06.024	247,7	15:59'34.692
18	32.767	37.507	34.822	21.400	2'06.496	246,0	16:01'41.188
19	32.645	37.371	34.632	21.286	2'05.934	246,0	16:03'47.122
20	32.741	37.535	34.584	21.312	2'06.172	246,6	16:05'53.294

16° 15 A. COPPOLA (2'05.783)							
Lap	Seg.1	Seg.2	Seg.3	Seg.4	Lap Time	km/h	Local Time
1		38.862	35.358	21.877			15:02'18.853
2	33.227	42.514	35.323	21.814	2'12.878	247,1	15:04'31.731
3	33.128	37.727	34.781	21.302	2'06.938	245,5	15:06'38.669
4	33.146	37.877	34.900	21.557	2'07.480	246,0	15:08'46.149
5	34.810	38.698	35.079	31.699	2'20.286P	246,6	15:11'06.435
6	5'39.257	39.227	39.279	21.795	7'19.558P		15:18'25.993
7	33.376	37.872	40.289	23.723	2'15.260	243,2	15:20'41.253
8	33.079	37.707	35.034	21.472	2'07.292	244,9	15:22'48.545
9	33.298	37.676	34.905	31.988	2'17.867CP	243,2	15:25'06.412
10	15'14.590	42.633	36.133	22.713	16'56.069P		15:42'02.481
11	32.920	37.296	34.456	21.203	2'05.875	247,7	15:44'08.356
12	32.724	37.430	34.476	21.153	2'05.783	247,1	15:46'14.139
13	32.975	37.362	34.813	21.360	2'06.510	246,0	15:48'20.649
14	33.618	38.366	36.314	33.122	2'21.420P	243,2	15:50'42.069

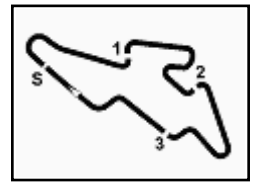
19° 77 W. TESSELS (2'05.988)							
Lap	Seg.1	Seg.2	Seg.3	Seg.4	Lap Time	km/h	Local Time
1		39.506	35.836	21.894			15:02'16.519
2	33.358	38.068	35.155	21.556	2'08.137	248,3	15:04'24.656
3	33.087	37.776	35.310	21.552	2'07.725	245,5	15:06'32.381
4	33.044	37.981	35.203	21.669	2'07.897	247,1	15:08'40.278
5	33.695	38.677	35.952	33.962	2'22.286P	244,9	15:11'02.564
6	4'43.030	38.492	35.357	21.790	6'18.669P		15:17'21.233
7	32.800	1'26.489	49.551	33.018	3'21.858P	243,8	15:20'43.091
8	18'58.213	39.092	36.040	21.822	20'35.167P		15:41'18.258
9	33.286	38.040	34.960	21.481	2'07.767	246,6	15:43'26.025
10	32.942	37.813	34.828	21.579	2'07.162	248,8	15:45'33.187

08/06/2018 P = Pits In/Out - C = Lap Time Cancelled

These data/results cannot be reproduced, stored and/or transmitted in whole or in part by any manner of electronic, mechanical, photocopying, recording, broadcasting or otherwise now known or herein after developed without the previous express consent by the copyright owner, except for reproduction in daily press and regular printed publications on sale to the public within 60 days of the event related to those data/results and always provided that copyright symbol appears together as follows below.

© DORNA WSBK ORGANIZATION Srl 2018





ACERBIS Czech Round, 8 - 10 June 2018

World Supersport - Chronological Analysis Free Practice 2nd Session

Automotodrom Brno 5.403 m

4 / 5

11	32.991	37.695	34.918	21.466	2'07.070	245,5	15:47'40.257	17	3'25.104	37.826	34.904	21.681	4'59.515P	16:01'50.531	
12	33.384	37.866	34.916	21.601	2'07.767	248,8	15:49'48.024	18	32.913	37.457	34.443	21.391	2'06.204	245,5	16:03'56.735
13	34.414	38.465	35.895	31.073	2'19.847P	242,2	15:52'07.871	19	32.639	37.716	34.409	21.299	2'06.063	247,1	16:06'02.798
14	3'41.340	37.876	34.634	21.326	5'15.176P		15:57'23.047								
15	32.697	37.407	34.577	21.307	2'05.988	244,3	15:59'29.035								
16	32.850	37.487	36.437	22.866	2'09.640	246,6	16:01'38.675								
17	32.941	41.689	39.734	21.719	2'16.083	247,1	16:03'54.758								
18	32.813	37.550	35.013	21.285	2'06.661	247,7	16:06'01.419								

20° 81 L. STAPLEFORD (2'06.001)							
Lap	Seg.1	Seg.2	Seg.3	Seg.4	Lap Time	km/h	Local Time
1		39.021	35.092	21.659			15:02'15.269
2	33.008	37.680	34.836	21.554	2'07.078	244,3	15:04'22.347
3	32.805	37.580	34.866	21.516	2'06.767	244,9	15:06'29.114
4	32.606	37.690	34.715	21.252	2'06.263	245,5	15:08'35.377
5	32.771	37.601	34.834	21.369	2'06.575	245,5	15:10'41.952
6	34.476	38.561	35.292	21.713	2'10.042	242,7	15:12'51.994
7	32.812	39.009	36.391	33.099	2'21.311P	244,3	15:15'13.305
8	2'43.326	38.942	35.295	21.598	2'09.261P		15:41'22.566
9	33.158	37.731	34.910	21.305	2'07.104	248,3	15:43'29.670
10	32.695	37.709	34.751	21.418	2'06.573	247,7	15:45'36.243
11	32.697	37.501	34.628	21.175	2'06.001	248,3	15:47'42.244
12	32.743	37.685	34.721	31.745	2'16.894P	252,9	15:49'59.138
13	7'00.880	40.341	41.770	22.147	8'45.138P		15:58'44.276

21° 78 H. OKUBO (2'06.033)							
Lap	Seg.1	Seg.2	Seg.3	Seg.4	Lap Time	km/h	Local Time
1		38.653	35.388	21.454			15:02'43.568
2	33.294	37.854	34.672	21.226	2'07.046	246,6	15:04'50.614
3	32.829	37.755	35.151	21.427	2'07.162	249,4	15:06'57.776
4	34.723	39.967	38.147	31.958	2'24.795P	248,3	15:09'22.571
5	8'05.087	37.891	34.879	21.219	9'39.076P		15:19'01.647
6	32.913	37.699	34.878	21.275	2'06.765	246,0	15:21'08.412
7	33.265	37.735	34.870	21.340	2'07.210	250,0	15:23'15.622
8	33.738	38.537	40.343	39.297	2'31.915CP	249,4	15:25'47.537
9	13'53.526	38.392	34.978	21.565	15'28.461P		15:41'15.998
10	32.953	37.838	34.881	21.272	2'06.944	250,6	15:43'22.942
11	32.892	37.556	34.805	21.431	2'06.684	250,0	15:45'29.626
12	33.146	37.790	34.952	21.695	2'07.583	249,4	15:47'37.209
13	33.590	38.256	35.626	31.032	2'18.504P	248,8	15:49'55.713
14	5'02.309	40.485	38.173	22.471	6'43.438P		15:56'39.151
15	39.115	39.149	35.060	21.483	2'14.807	246,6	15:58'53.958
16	33.105	37.847	34.745	21.749	2'07.446	248,8	16:01'01.404
17	33.809	38.396	35.727	21.197	2'09.129	247,1	16:03'10.533
18	32.633	37.471	34.729	21.200	2'06.033	251,2	16:05'16.566

22° 38 H. SOOMER (2'06.063)							
Lap	Seg.1	Seg.2	Seg.3	Seg.4	Lap Time	km/h	Local Time
1		39.039	35.580	21.440			15:03'27.828
2	33.122	38.046	34.709	21.562	2'07.439	245,5	15:05'35.267
3	33.082	37.781	34.938	21.609	2'07.410	244,3	15:07'42.677
4	32.967	37.757	35.009	21.543	2'07.276	244,9	15:09'49.953
5	33.041	37.979	34.786	21.491	2'07.297	244,9	15:11'57.250
6	32.888	37.689	34.988	21.646	2'07.211	244,3	15:14'04.461
7	32.833	37.965	35.231	32.687	2'18.716P	246,6	15:16'23.177
8	6'14.359	39.214	35.380	21.733	7'50.686P		15:24'13.863
9	33.427	40.455	35.661	29.545	2'19.088CP	242,7	15:26'32.951
10	13'33.584	38.731	35.146	21.601	15'09.062P		15:41'42.013
11	33.094	37.811	34.676	21.516	2'07.097	245,5	15:43'49.110
12	33.035	38.095	35.198	28.872	2'15.200P	246,0	15:46'04.310
13	2'42.044	38.248	34.999	21.637	4'16.928P		15:50'21.238
14	33.135	37.749	35.069	21.773	2'07.726	244,9	15:52'28.964
15	33.183	37.616	34.584	21.646	2'07.029	243,2	15:54'35.993
16	33.029	37.576	35.097	29.321	2'15.023P	244,3	15:56'51.016

23° 96 A. IRWIN (2'06.124)							
Lap	Seg.1	Seg.2	Seg.3	Seg.4	Lap Time	km/h	Local Time
1		38.627	35.456	21.675			15:02'16.570
2	32.949	37.584	35.167	21.375	2'07.075	251,2	15:04'23.645
3	33.167	37.976	34.695	21.317	2'07.155	243,8	15:06'30.800
4	33.054	37.749	34.723	21.530	2'07.056	246,0	15:08'37.856
5	32.986	37.485	34.852	21.286	2'06.609	246,0	15:10'44.465
6	33.104	38.752	35.471	32.124	2'19.451P	244,9	15:13'03.916
7	6'33.195	38.514	35.749	21.917	8'09.375P		15:21'13.291
8	33.419	38.017	35.311	21.494	2'08.241	242,7	15:23'21.532
9	33.265	38.271	37.615	37.013	2'26.164CP	241,6	15:25'47.696
10	27'31.921	37.539	34.696	21.479	29'05.635P		15:54'53.331
11	32.937	37.324	34.549	21.314	2'06.124	244,3	15:56'59.455
12	35.132	46.551	44.924	22.085	2'28.692	245,5	15:59'28.147
13	32.828	37.431	37.568	22.384	2'10.211	244,3	16:01'38.358
14	33.162	37.630	37.755	21.665	2'10.212	241,6	16:03'48.570
15	33.001	37.393	34.645	21.336	2'06.375	243,8	16:05'54.945

24° 48 G. MOLNAR (2'06.380)							
Lap	Seg.1	Seg.2	Seg.3	Seg.4	Lap Time	km/h	Local Time
1		38.845	35.098	21.550			15:02'41.094
2	33.349	38.164	35.104	21.548	2'08.165	248,3	15:04'49.259
3	32.679	37.720	34.662	21.319	2'06.380	244,9	15:06'55.639
4	32.549	39.319	35.738	21.761	40'17.190	245,5	15:47'12.829
5	33.210	37.887	35.227	21.588	2'07.912	246,6	15:49'20.741
6	32.971	37.745	34.968	21.630	2'07.314	244,3	15:51'28.055
7	33.016	37.860	35.102	21.449	2'07.427	244,9	15:53'35.482
8	33.719	39.082	36.816	34.947	2'24.564P	245,5	15:56'00.046
9	8'52.341	39.203	35.697	21.862	10'29.103P		16:06'29.149

25° 19 A. BALDOLINI (2'06.579)							
Lap	Seg.1	Seg.2	Seg.3	Seg.4	Lap Time	km/h	Local Time
1		38.999	35.126	21.902			15:02'17.204
2	33.237	38.446	34.885	21.357	2'07.925	249,4	15:04'25.129
3	32.967	37.599	34.648	21.365	2'06.579	247,1	15:06'31.708
4	33.419	37.807	35.178	30.588	2'16.992P	248,3	15:08'48.700
5	7'56.562	39.117	38.597	21.942	9'36.218P		15:18'24.918
6	33.755	38.693	39.153	24.372	2'15.973	240,0	15:20'40.891
7	33.040	40.327	35.953	21.552	2'10.872	246,0	15:22'51.763
8	33.205	38.096	35.028	32.146	2'18.475CP	246,0	15:25'10.238
9	14'43.857	38.809	35.580	25.534	16'23.780P		15:41'34.018
10	33.140	37.654	34.820	21.486	2'07.100	247,7	15:43'41.118
11	33.140	37.847	34.807	21.481	2'07.275	247,1	15:45'48.393
12	33.863	38.861	35.907	29.928	2'18.559P	244,9	15:48'06.952
13	7'15.588	42.885	38.904	22.136	8'59.513P		15:57'06.465
14	33.001	39.886	45.102	23.927	2'21.916	244,3	15:59'28.381
15	32.863	37.352	37.590	22.936	2'10.741	246,6	16:01'39.122
16	32.911	41.195	38.127	22.613	2'14.846	246,0	16:03'53.968
17	32.985	40.647	34.703	21.305	2'09.640	243,8	16:06'03.608

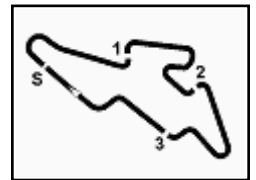
26° 10 N. CALERO (2'06.629)							
Lap	Seg.1	Seg.2	Seg.3	Seg.4	Lap Time	km/h	Local Time
1		40.327	35.500	21.882			15:02'17.339
2	33.319	38.454	35.600	21.575	2'08.948	250,6	15:04'26.287
3	32.801	37.519	34.766	21.551	2'06.637	246,0	15:06'32.924
4	32.923	37.896	35.063	21.569	2'07.451	246,6	15:08'40.375
5	33.108	37.904	34.939	21.700	2'07.651	247,7	15:10'48.026
6	38.326	42.817	39.677	31.960	2'32.780P	241,1	15:13'20.806
7	26'20.471	38.622	34.903	21.266	27'55.262P		15:41'16.068
8	33.112	37.796	35.189	21.390	2'07.487	246,6	15:43'23.555

08/06/2018 P = Pits In/Out - C = Lap Time Cancelled

These data/results cannot be reproduced, stored and/or transmitted in whole or in part by any manner of electronic, mechanical, photocopying, recording, broadcasting or otherwise now known or herein after developed without the previous express consent by the copyright owner, except for reproduction in daily press and regular printed publications on sale to the public within 60 days of the event related to those data/results and always provided that copyright symbol appears together as follows below.

© DORNA WSBK ORGANIZATION Srl 2018





ACERBIS Czech Round, 8 - 10 June 2018

World Supersport - Chronological Analysis Free Practice 2nd Session

Automotodrom Brno 5.403 m

5 / 5

9	32.963	37.458	34.727	21.481	2'06.629	244,9	15:45'30.184	12	6'47.198	38.992	36.802	21.973	8'24.965P	15:54'07.534	
10	33.088	37.588	34.749	21.688	2'07.113	247,1	15:47'37.297	13	33.769	37.679	35.165	21.502	2'08.115	237,9	15:56'15.649
11	36.104	46.121	42.635	31.485	2'36.345P	248,3	15:50'13.642	14	33.592	37.663	35.155	21.519	2'07.929	239,5	15:58'23.578
12	2'34.889	41.848	41.829	24.754	4'23.320P		15:54'36.962	15	33.634	37.949	34.861	21.516	2'07.960	240,5	16:00'31.538
13	33.272	37.436	34.605	21.541	2'06.854	242,2	15:56'43.816	16	36.447	38.254	35.608	22.345	2'12.654	238,4	16:02'44.192
14	32.944	37.766	34.945	21.666	2'07.321	242,2	15:58'51.137	17	33.626	37.782	35.041	21.470	2'07.919	239,5	16:04'52.111
15	37.261	37.839	35.142	35.477	2'25.719P	238,9	16:01'16.856								

27° 65 M. CANDUCCI (2'06.959)							
Lap	Seg.1	Seg.2	Seg.3	Seg.4	Lap Time	km/h	Local Time
1		38.775	35.179	21.898			15:02'40.853
2	33.352	38.178	34.963	22.045	2'08.538	243,2	15:04'49.391
3	33.415	38.045	35.636	21.890	2'08.986	244,9	15:06'58.377
4	33.450	38.327	35.333	21.795	2'08.905	243,8	15:09'07.282
5	33.533	39.016	35.880	32.602	2'21.031P	241,6	15:11'28.313
6	4'01.293	42.171	36.383	22.153	5'42.000P		15:17'10.313
7	33.330	38.065	35.566	34.098	2'21.059P	239,5	15:19'31.372
8	2'09.586	39.717	35.597	21.861	2'14.676P		15:41'18.133
9	33.263	37.720	35.257	21.382	2'07.622	245,5	15:43'25.755
10	33.041	37.527	35.132	29.785	2'15.485	247,7	15:45'41.240
11	33.487	38.146	36.373	21.722	2'09.728	243,2	15:47'50.968
12	33.700	38.667	35.472	32.060	2'19.899P	246,0	15:50'10.867
13	5'12.100	39.363	34.825	21.543	6'47.831P		15:56'58.698
14	32.889	37.656	34.952	21.790	2'07.287	242,2	15:59'05.985
15	32.842	37.527	34.915	21.675	2'06.959	240,5	16:01'12.944
16	33.123	37.630	34.879	21.557	2'07.189	241,6	16:03'20.133
17	33.038	37.803	34.895	21.612	2'07.348	242,7	16:05'27.481

28° 34 J. ITURRIOZ (2'07.646)							
Lap	Seg.1	Seg.2	Seg.3	Seg.4	Lap Time	km/h	Local Time
1		39.239	35.913	22.036			15:02'16.331
2	33.849	38.539	35.883	22.079	2'10.350	242,7	15:04'26.681
3	34.013	38.658	35.815	21.797	2'10.283	242,7	15:06'36.964
4	33.993	38.196	35.305	21.949	2'09.443	241,1	15:08'46.407
5	34.050	40.166	36.296	33.200	2'23.712P	245,5	15:11'10.119
6	5'48.801	39.862	36.502	21.685	7'26.850P		15:18'36.969
7	33.584	38.094	35.232	21.782	2'08.692	240,0	15:20'45.661
8	33.756	38.207	35.254	21.719	2'08.936	242,2	15:22'54.597
9	33.589	37.989	35.317	32.594	2'19.489CP	242,7	15:25'14.086
10	14'24.319	39.033	35.544	21.778	16'00.674P		15:41'14.760
11	33.790	38.109	35.401	21.862	2'09.162	241,6	15:43'23.922
12	33.248	37.932	34.895	21.659	2'07.734	247,1	15:45'31.656
13	33.312	37.889	35.221	21.650	2'08.072	244,9	15:47'39.728
14	36.678	40.511	35.436	30.451	2'23.076P	244,9	15:50'02.804
15	3'54.002	40.428	36.879	22.106	5'33.415P		15:55'36.219
16	33.608	38.025	34.933	21.581	2'08.147	242,2	15:57'44.366
17	33.274	38.019	35.140	21.552	2'07.985C	242,7	15:59'52.351
18	33.126	37.863	34.958	21.699	2'07.646	240,5	16:01'59.997
19	33.369	38.014	35.040	21.520	2'07.943	241,6	16:04'07.940
20	34.553	41.454	37.075	23.195	2'16.277	244,9	16:06'24.217

29° 74 J. VAN SIKKELERUS (2'07.919)							
Lap	Seg.1	Seg.2	Seg.3	Seg.4	Lap Time	km/h	Local Time
1		38.918	35.628	22.180			15:02'21.673
2	33.964	37.738	36.081	29.303	2'17.086P	244,3	15:04'38.759
3	2'29.827	38.629	35.587	28.176	4'12.219P		15:08'50.978
4	4'59.242	39.829	37.003	22.557	6'38.631P		15:15'29.609
5	34.169	37.986	35.430	21.949	2'09.534	240,0	15:17'39.143
6	34.049	38.544	37.115	32.666	2'22.374P	237,4	15:20'01.517
7	1'05.287	45.720	35.807	21.771	2'48.585P		15:22'50.102
8	33.812	37.700	35.100	29.947	2'16.559CP	241,6	15:25'06.661
9	14'33.694	39.478	35.471	21.572	16'10.215P		15:41'16.876
10	33.428	38.557	34.983	21.532	2'08.500	243,8	15:43'25.376
11	33.835	37.965	36.000	29.393	2'17.193P	243,2	15:45'42.569

30° 14 M. CHALUPA (2'08.405)							
Lap	Seg.1	Seg.2	Seg.3	Seg.4	Lap Time	km/h	Local Time
1		39.226	35.992	21.964			15:03'15.049
2	33.575	38.618	35.222	21.665	2'09.080	241,6	15:05'24.129
3	33.460	38.476	35.401	21.930	2'09.267	239,5	15:07'33.396
4	33.420	38.612	35.396	21.736	2'09.164	240,5	15:09'42.560
5	33.717	38.713	35.644	21.989	2'10.063	241,1	15:11'52.623
6	33.350	38.572	35.638	21.884	2'09.444	238,9	15:14'02.067
7	33.730	38.777	35.663	31.769	2'19.939P	242,2	15:16'22.006
8	2'17.297	38.689	35.600	22.075	3'53.661P		15:20'15.667
9	33.308	38.545	35.792	32.081	2'19.726P	241,1	15:22'35.393
10	17'14.496	38.880	35.435	21.735	18'50.546P		15:41'25.939
11	33.183	38.193	35.328	21.701	2'08.405	243,2	15:43'34.344
12	33.189	38.236	35.450	21.992	2'08.867	242,7	15:45'43.211
13	33.473	38.196	35.421	21.535	2'08.625	241,1	15:47'51.836
14	33.486	38.309	35.882	22.023	2'09.700	245,5	15:50'01.536
15	33.356	38.234	35.379	21.875	2'08.844	241,1	15:52'10.380
16	33.630	38.557	35.534	21.615	2'09.336	240,0	15:54'19.716
17	33.769	38.970	36.788	32.886	2'22.413P	239,5	15:56'42.129
18	1'46.910	39.176	36.317	22.112	3'24.515P		16:00'06.644
19	33.825	38.358	35.646	21.833	2'09.662	238,9	16:02'16.306
20	33.584	38.367	35.544	21.805	2'09.300	240,5	16:04'25.606
21	33.780	38.680	35.967	21.905	2'10.332	238,9	16:06'35.938

31° 69 P. COPPA (2'10.259)							
Lap	Seg.1	Seg.2	Seg.3	Seg.4	Lap Time	km/h	Local Time
1		40.677	36.627	22.556			15:03'03.072
2	34.668	39.230	36.141	22.139	2'12.178	235,8	15:05'15.250
3	34.662	39.137	36.135	22.182	2'12.116	237,4	15:07'27.366
4	34.062	38.732	35.810	22.061	2'10.665	242,2	15:09'38.031
5	34.398	39.078	35.831	22.038	2'11.345	240,0	15:11'49.376
6	34.352	38.754	35.977	22.075	2'11.158	236,8	15:14'00.534
7	34.931	39.467	36.483	33.234	2'24.115P	238,4	15:16'24.649
8	23'14.000	39.267	35.838	22.206	24'51.311P		15:41'15.960
9	33.878	39.282	35.860	22.228	2'11.248	241,1	15:43'27.208
10	33.664	38.365	35.979	22.251	2'10.259	243,8	15:45'37.467
11	34.183	39.039	36.355	22.303	2'11.880	241,6	15:47'49.347
12	34.518	39.163	36.175	22.270	2'12.126	240,5	15:50'01.473
13	34.629	39.077	36.228	35.725	2'25.659P	232,8	15:52'27.132
14	3'22.914	39.591	35.991	22.554	5'01.050P		15:57'28.182
15	34.236	38.884	35.918	22.262	2'11.300	238,4	15:59'39.482
16	34.773	39.230	36.652	36.238	2'26.893P	235,8	16:02'06.375

08/06/2018

P = Pits In/Out - C = Lap Time Cancelled

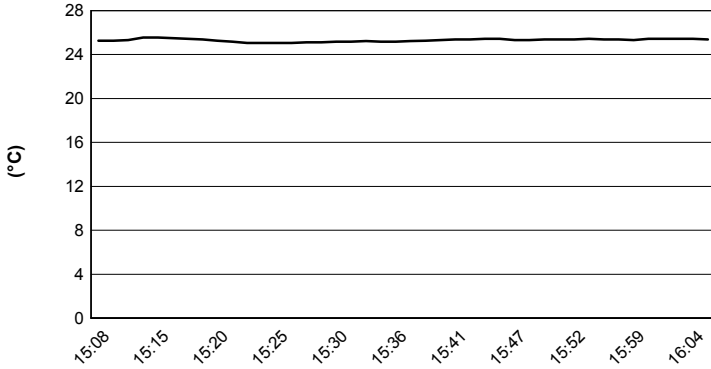
These data/results cannot be reproduced, stored and/or transmitted in whole or in part by any manner of electronic, mechanical, photocopying, recording, broadcasting or otherwise now known or herein after developed without the previous express consent by the copyright owner, except for reproduction in daily press and regular printed publications on sale to the public within 60 days of the event related to those data/results and always provided that copyright symbol appears together as follows below.

© DORNA WSBK ORGANIZATION Srl 2018

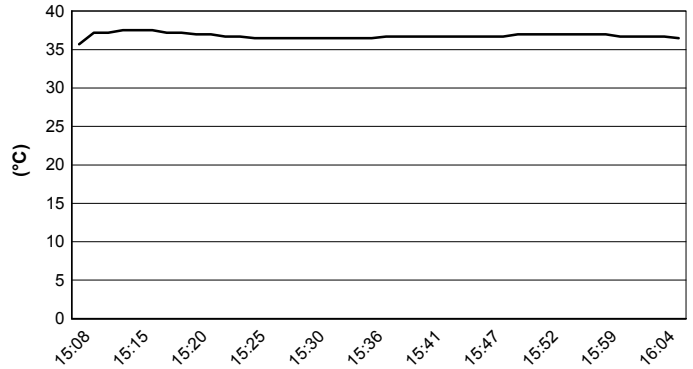


ACERBIS Czech Round, 8 - 10 June 2018
World Supersport - Weather Report Free Practice 2nd Session
 Session started 15:00 - Session ended 16:06

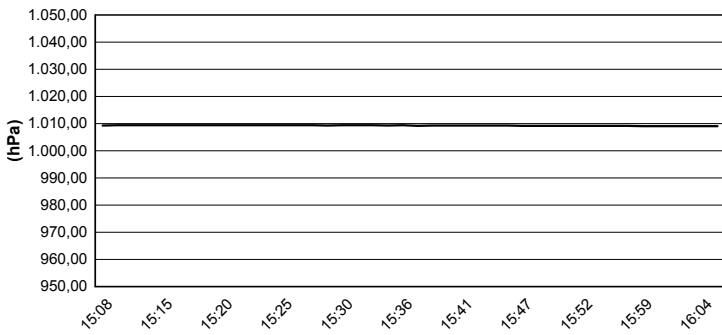
Air Temperature



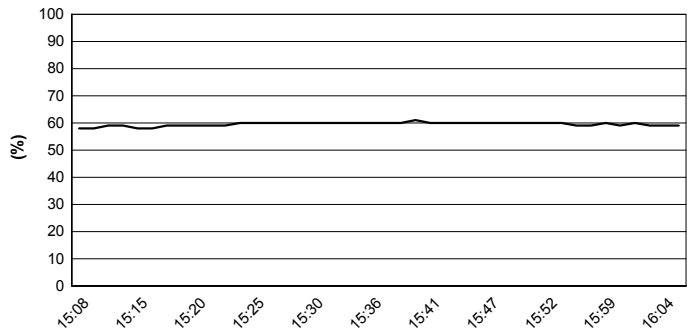
Track Temperature



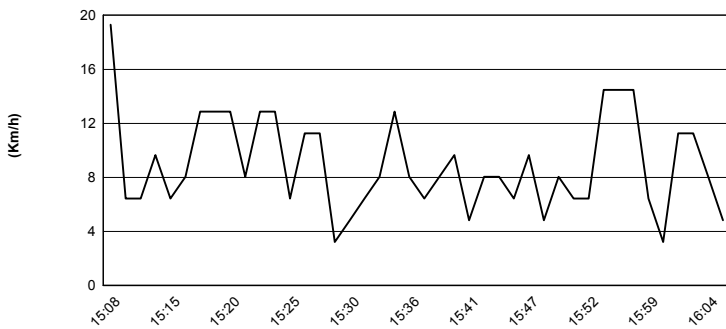
Air Pressure



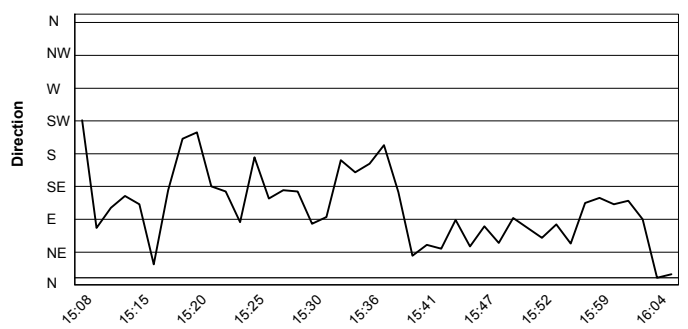
Humidity



Wind Speed



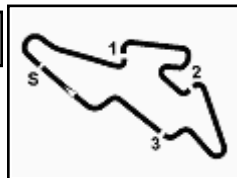
Wind Direction



08/06/2018

These data/results cannot be reproduced, stored and/or transmitted in whole or in part by any manner of electronic, mechanical, photocopying, recording, broadcasting or otherwise now known or herein after developed without the previous express consent by the copyright owner, except for reproduction in daily press and regular printed publications on sale to the public within 60 days of the event related to those data/results and always provided that copyright symbol appears together as follows below.

© DORNA WSBK ORGANIZATION Srl 2018



ACERBIS Czech Round, 8 - 10 June 2018

World Supersport - Superpoles Entry List

Superpole 1

FPs Pos	No. Rider	Nat	Team	Bike	Time
11	111 K. SMITH	GBR	CIA Landlord Insurance Honda	Honda CBR600RR	2'04.692
12	47 R. HARTOG	NED	Team Hartog - Against Cancer	Kawasaki ZX-6R	2'04.939
13	35 S. HILL	GBR	Profile Racing	Triumph Daytona 675	2'05.156
14	84 L. CRESSON	BEL	Kallio Racing	Yamaha YZF R6	2'05.504
15	22 E. LAHTI	FIN	Sterkman Motorsport by HRP	Suzuki GSX-R600	2'05.751
16	15 A. COPPOLA	ITA	GRT Yamaha Official WorldSSP Junior Team	Yamaha YZF R6	2'05.783
17	23 M. ENDERLEIN	GER	Freudenberg World SSP Team	Yamaha YZF R6	2'05.878
18	44 L. MORCIANO	ITA	Team GoEleven Kawasaki	Kawasaki ZX-6R	2'05.934
19	77 W. TESSELS	NED	Chromeburner Wayne's Racingteam MtM	Kawasaki ZX-6R	2'05.988
20	81 L. STAPLEFORD	GBR	Profile Racing	Yamaha YZF R6	2'06.001
21	78 H. OKUBO	JPN	Kawasaki Puccetti Racing	Kawasaki ZX-6R	2'06.033
22	96 A. IRWIN	GBR	CIA Landlord Insurance Honda	Honda CBR600RR	2'06.056
23	38 H. SOOMER	EST	Racedays	Honda CBR600RR	2'06.063
24	48 G. MOLNAR	HUN	VEPP Racing	Honda CBR600RR	2'06.380
25	19 A. BALDOLINI	ITA	GEMAR Team Lorini	Honda CBR600RR	2'06.579
26	10 N. CALERO	ESP	Orelac Racing VerdNatura	Kawasaki ZX-6R	2'06.629
27	65 M. CANDUCCI	ITA	FLORAMO MONACO Racing Team	Honda CBR600RR	2'06.959
28	74 J. VAN SIKKELERUS	NED	GEMAR Team Lorini	Honda CBR600RR	2'07.197
29	34 J. ITURRIOZ	ARG	Team GoEleven Kawasaki	Kawasaki ZX-6R	2'07.646
30	14 M. CHALUPA	CZE	Czech Road Racing Team Chalupari	Yamaha YZF R6	2'08.405
31	69 P. COPPA	CZE	Motor Village 69 Racing	Honda CBR600RR	2'10.259

Superpole 2

FPs Pos	No. Rider	Nat	Team	Bike	Time
1	16 J. CLUZEL	FRA	NRT	Yamaha YZF R6	2'03.502
2	11 S. CORTESE	GER	Kallio Racing	Yamaha YZF R6	2'03.553
3	21 R. KRUMMENACHER	SUI	BARDAHL Evan Bros. WorldSSP Team	Yamaha YZF R6	2'03.722
4	86 A. BADOVINI	ITA	MV Agusta Reparto Corse by Vamag	MV Agusta F3 675	2'04.027
5	64 F. CARICASULO	ITA	GRT Yamaha Official WorldSSP Team	Yamaha YZF R6	2'04.035
6	144 L. MAHIAS	FRA	GRT Yamaha Official WorldSSP Team	Yamaha YZF R6	2'04.143
7	36 T. GRADINGER	AUT	NRT	Yamaha YZF R6	2'04.566
8	13 A. WEST	AUS	EAB antwest Racing	Kawasaki ZX-6R	2'04.585
9	3 R. DE ROSA	ITA	MV Agusta Reparto Corse by Vamag	MV Agusta F3 675	2'04.592
10	32 S. MORAIS	POR	Kawasaki Puccetti Racing	Kawasaki ZX-6R	2'04.616
*					
*					

* These positions are assigned to the 1st and 2nd rider classified in Superpole 1

08/06/2018 1!

These data/results cannot be reproduced, stored and/or transmitted in whole or in part by any manner of electronic, mechanical, photocopying, recording, broadcasting or otherwise now known or herein after developed without the previous express consent by the copyright owner, except for reproduction in daily press and regular printed publications on sale to the public within 60 days of the event related to those data/results and always provided that copyright symbol appears together as follows below.

© DORNA WSBK ORGANIZATION Srl 2018

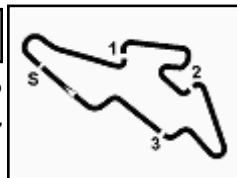
FIKZ PERUGIA TIMING



Official Tyre Supplier



Official Timekeeper



ACERBIS Czech Round, 8 - 10 June 2018

World Supersport - Best Laps & Speeds

No.	Rider Bike	Nat	Best Lap		FP1		FP2											
			LL	SPD	LL	SPD	LL	SPD										
1	16 J. CLUZEL Yamaha YZF R6	FRA	2'03.502 30 258,9		2'03.681 15 257,7		2'03.502 15 258,9											
2	11 S. CORTESE Yamaha YZF R6	GER	2'03.553 19 252,3		2'03.553 14 252,3		2'05.128 5 248,8											
3	21 R. KRUMMENACHER Yamaha YZF R6	SUI	2'03.722 31 251,7		2'05.330 11 251,7		2'03.722 20 251,7											
4	86 A. BADOVINI MV Agusta F3 675	ITA	2'04.027 28 248,8		2'04.027 12 248,8		2'04.630 16 247,1											
5	64 F. CARICASULO Yamaha YZF R6	ITA	2'04.035 34 253,5		2'04.364 15 250,5		2'04.035 19 253,5											
6	144 L. MAHIAS Yamaha YZF R6	FRA	2'04.143 24 252,9		2'04.143 11 249,4		2'04.650 13 252,9											
7	36 T. GRADINGER Yamaha YZF R6	AUT	2'04.566 30 256,5		2'04.799 15 256,5		2'04.566 15 254,7											
8	13 A. WEST Kawasaki ZX-6R	AUS	2'04.585 31 251,1		2'05.437 15 247,1		2'04.585 16 251,1											
9	3 R. DE ROSA MV Agusta F3 675	ITA	2'04.592 29 249,4		2'04.668 15 249,4		2'04.592 14 249,4											
10	32 S. MORAIS Kawasaki ZX-6R	POR	2'04.616 32 250,0		2'05.736 14 248,8		2'04.616 18 250,0											
11	111 K. SMITH Honda CBR600RR	GBR	2'04.692 35 251,1		2'05.995 15 251,1		2'04.692 20 251,1											
12	47 R. HARTOG Kawasaki ZX-6R	NED	2'04.939 39 248,8		2'06.486 19 247,7		2'04.939 20 248,8											
13	35 S. HILL Triumph Daytona 675	GBR	2'05.156 31 248,8		2'07.114 13 243,7		2'05.156 18 248,8											
14	84 L. CRESSON Yamaha YZF R6	BEL	2'05.504 32 254,1		2'06.631 17 254,1		2'05.504 15 254,1											
15	22 E. LAHTI Suzuki GSX-R600	FIN	2'05.751 39 252,3		2'07.058 19 251,7		2'05.751 20 252,3											
16	15 A. COPPOLA Yamaha YZF R6	ITA	2'05.783 33 248,2		2'07.711 15 244,9		2'05.783 18 248,2											
17	23 M. ENDERLEIN Yamaha YZF R6	GER	2'05.878 36 249,4		2'07.167 17 249,4		2'05.878 19 249,4											
18	44 L. MORCIANO Kawasaki ZX-6R	ITA	2'05.934 36 248,8		2'07.006 17 248,2		2'05.934 19 248,8											
19	77 W. TESSELS Kawasaki ZX-6R	NED	2'05.988 31 250,0		2'06.320 14 250,0		2'05.988 17 248,8											
20	81 L. STAPLEFORD Yamaha YZF R6	GBR	2'06.001 25 252,9		2'06.535 13 252,9		2'06.001 12 252,9											
21	78 H. OKUBO Kawasaki ZX-6R	JPN	2'06.033 35 251,1		2'06.852 18 250,5		2'06.033 17 251,1											
22	96 A. IRWIN Honda CBR600RR	GBR	2'06.056 33 251,1		2'06.056 19 247,7		2'06.124 14 251,1											
23	38 H. SOOMER Honda CBR600RR	EST	2'06.063 33 248,8		2'06.727 15 248,8		2'06.063 18 247,1											
24	48 G. MOLNAR Honda CBR600RR	HUN	2'06.380 25 250,5		2'06.835 17 250,5		2'06.380 8 248,2											
25	19 A. BALDOLINI Honda CBR600RR	ITA	2'06.579 30 249,4		2'06.759 14 248,8		2'06.579 16 249,4											

08/06/2018

These data/results cannot be reproduced, stored and/or transmitted in whole or in part by any manner of electronic, mechanical, photocopying, recording, broadcasting or otherwise now known or herein after developed without the previous express consent by the copyright owner, except for reproduction in daily press and regular printed publications on sale to the public within 60 days of the event related to those data/results and always provided that copyright symbol appears together as follows below.

© DORNA WSBK ORGANIZATION Srl 2018

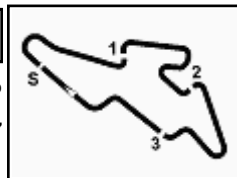
PIRELLI PERUGIA TIMING



Official Tyre Supplier



Official Timekeeper



ACERBIS Czech Round, 8 - 10 June 2018

World Supersport - Best Laps & Speeds

2 / 2

No.	Rider Bike	Nat	Best Lap		FP1		FP2								
			LL	SPD	LL	SPD	LL	SPD							
26	10 N. CALERO Kawasaki ZX-6R	ESP	2'06.629 29 250,5		2'07.224 15 247,1		2'06.629 14 250,5								
27	65 M. CANDUCCI Honda CBR600RR	ITA	2'06.959 32 247,7		2'08.404 16 245,4		2'06.959 16 247,7								
28	74 J. VAN SIKKELERUS Honda CBR600RR	NED	2'07.197 31 244,3		2'07.197 15 243,2		2'07.919 16 244,3								
29	34 J. ITURRIOZ Kawasaki ZX-6R	ARG	2'07.646 36 247,1		2'09.102 17 246,0		2'07.646 19 247,1								
30	14 M. CHALUPA Yamaha YZF R6	CZE	2'08.405 35 245,4		2'09.756 15 244,9		2'08.405 20 245,4								
31	69 P. COPPA Honda CBR600RR	CZE	2'10.259 32 243,7		2'12.372 17 242,7		2'10.259 15 243,7								

08/06/2018

These data/results cannot be reproduced, stored and/or transmitted in whole or in part by any manner of electronic, mechanical, photocopying, recording, broadcasting or otherwise now known or herein after developed without the previous express consent by the copyright owner, except for reproduction in daily press and regular printed publications on sale to the public within 60 days of the event related to those data/results and always provided that copyright symbol appears together as follows below.

© DORNA WSBK ORGANIZATION Srl 2018

FICR PERUGIA TIMING



Official Tyre Supplier



Official Timekeeper