

ACERBIS Czech Round, 8 - 10 June 2018

World Supersport - Results Free Practice 3rd Session

Automotodrom Brno 5.403 m

1 / 2

No.	Rider	Nat	Team	Bike	Class	Time	Gap	Rel.	Laps	Speed	
										Avg	Max
1	16 J. CLUZEL	FRA	NRT	Yamaha YZF R6		2'03.101			9	158,007	255,9
2	11 S. CORTESE	GER	Kallio Racing	Yamaha YZF R6		2'03.259	0.158	0.158	9	157,804	255,3
3	21 R. KRUMMENACHER	SUI	BARDAHL Evan Bros. WorldSSP Team	Yamaha YZF R6		2'03.622	0.521	0.363	9	157,341	250,0
4	64 F. CARICASULO	ITA	GRT Yamaha Official WorldSSP Team	Yamaha YZF R6		2'03.675	0.574	0.053	9	157,273	254,1
5	144 L. MAHIAS	FRA	GRT Yamaha Official WorldSSP Team	Yamaha YZF R6		2'03.679	0.578	0.004	8	157,268	248,8
6	3 R. DE ROSA	ITA	MV Agusta Reparto Corse by Vamag	MV Agusta F3 675		2'04.197	1.096	0.518	9	156,612	252,3
7	32 S. MORAIS	POR	Kawasaki Puccetti Racing	Kawasaki ZX-6R		2'04.249	1.148	0.052	8	156,547	252,3
8	13 A. WEST	AUS	EAB antwest Racing	Kawasaki ZX-6R		2'04.315	1.214	0.066	8	156,464	247,7
9	36 T. GRADINGER	AUT	NRT	Yamaha YZF R6		2'04.658	1.557	0.343	8	156,033	254,1
10	111 K. SMITH	GBR	CIA Landlord Insurance Honda	Honda CBR600RR		2'04.834	1.733	0.176	9	155,813	250,6
11	86 A. BADOVINI	ITA	MV Agusta Reparto Corse by Vamag	MV Agusta F3 675		2'05.151	2.050	0.317	7	155,419	246,0
12	47 R. HARTOG	NED	Team Hartog - Against Cancer	Kawasaki ZX-6R	ESS	2'05.257	2.156	0.106	9	155,287	248,8
13	84 L. CRESSON	BEL	Kallio Racing	Yamaha YZF R6		2'05.259	2.158	0.002	8	155,285	257,8
14	35 S. HILL	GBR	Profile Racing	Triumph Daytona 675		2'05.276	2.175	0.017	9	155,264	247,1
15	15 A. COPPOLA	ITA	GRT Yamaha Official WorldSSP Junior Team	Yamaha YZF R6	ESS	2'05.504	2.403	0.228	9	154,982	250,6
16	44 L. MORCIANO	ITA	Team GoEleven Kawasaki	Kawasaki ZX-6R		2'05.599	2.498	0.095	9	154,864	247,1
17	19 A. BALDOLINI	ITA	GEMAR Team Lorini	Honda CBR600RR		2'05.607	2.506	0.008	8	154,854	250,0
18	22 E. LAHTI	FIN	Sterkman Motorsport by HRP	Suzuki GSX-R600	ESS	2'05.812	2.711	0.205	8	154,602	248,8
19	38 H. SOOMER	EST	Racedays	Honda CBR600RR		2'05.897	2.796	0.085	9	154,498	250,0
20	77 W. TESSELS	NED	Chromeburner Wayne's Racingteam MfM	Kawasaki ZX-6R	ESS	2'05.903	2.802	0.006	9	154,490	249,4
21	81 L. STAPLEFORD	GBR	Profile Racing	Yamaha YZF R6		2'05.937	2.836	0.034	6	154,449	255,9
22	96 A. IRWIN	GBR	CIA Landlord Insurance Honda	Honda CBR600RR		2'06.098	2.997	0.161	9	154,251	250,6
23	10 N. CALERO	ESP	Orelac Racing VerdNatura	Kawasaki ZX-6R		2'06.172	3.071	0.074	8	154,161	244,9
24	78 H. OKUBO	JPN	Kawasaki Puccetti Racing	Kawasaki ZX-6R		2'06.275	3.174	0.103	8	154,035	254,1
25	65 M. CANDUCCI	ITA	FLORAMO MONACO Racing Team	Honda CBR600RR		2'06.434	3.333	0.159	8	153,842	247,7
26	48 G. MOLNAR	HUN	VEPP Racing	Honda CBR600RR		2'06.546	3.445	0.112	7	153,705	250,0
27	74 J. VAN SIKKELERUS	NED	GEMAR Team Lorini	Honda CBR600RR		2'06.812	3.711	0.266	9	153,383	244,3
28	14 M. CHALUPA	CZE	Czech Road Racing Team Chalupari	Yamaha YZF R6		2'07.273	4.172	0.461	9	152,827	248,3
29	34 J. ITURRIOZ	ARG	Team GoEleven Kawasaki	Kawasaki ZX-6R		2'08.254	5.153	0.981	9	151,658	246,0
30	69 P. COPPA	CZE	Motor Village 69 Racing	Honda CBR600RR		2'09.994	6.893	1.740	9	149,628	244,9
31	23 M. ENDERLEIN	GER	Freudenberg World SSP Team	Yamaha YZF R6					0		

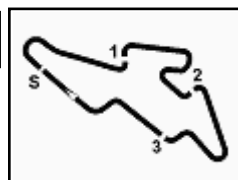
AIR	Humidity:	78%	Temp:	19°C
TRACK	Condition:	Dry	Temp:	24°C

Records	Pole	2009 C.Crutchlow	2'02.060	159,350	Km/h
	Race (RC)	2009 C.Crutchlow	2'02.708	158,510	Km/h
	Circuit	2009 C.Crutchlow	2'02.060	159,350	Km/h

Start End The results are provisional until the end of the time limit for protests and appeals
 09/06/2018 09:15 09:37 and the completion of the technical checks.

These data/results cannot be reproduced, stored and/or transmitted in whole or in part by any manner of electronic, mechanical, photocopying, recording, broadcasting or otherwise now known or herein after developed without the previous express consent by the copyright owner, except for reproduction in daily press and regular printed publications on sale to the public within 60 days of the event related to those data/results and always provided that copyright symbol appears together as follows below.

© DORNA WSBK ORGANIZATION Srl 2018



ACERBIS Czech Round, 8 - 10 June 2018

World Supersport - Results Free Practice 3rd Session

Session Highlights

Local Time	No. Rider	Description
09.15.00		Start
09.15.04		WorldSSP Pit Intervention Time: 1min 4secs
09.20.47	10 N. CALERO	Current Lap Cancelled - Exceeded Track Limits - Turn 2
09.21.55	144 L. MAHIAS	Lap Cancelled (2'03.944) - Exceeded Track Limits - Turn 14
09.34.02	84 L. CRESSON	Lap Cancelled (3'05.790) - Exceeded Track Limits - Turn 14
09.37.20		End Of Session

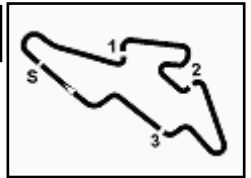
Fastest Laps Sequence

No.	Rider	Nat	Team	Bike	Local Time	Time	Gap	Avg
21	R. KRUMMENACHER	SUI	BARDAHL Evan Bros. WorldSSP Team	Yamaha YZF R6	09:19'14.863	2'04.414		156,339
64	F. CARICASULO	ITA	GRT Yamaha Official WorldSSP Team	Yamaha YZF R6	09:19'34.040	2'04.345	-0.069	156,426
11	S. CORTESE	GER	Kallio Racing	Yamaha YZF R6	09:20'12.015	2'03.673	-0.672	157,276
11	S. CORTESE	GER	Kallio Racing	Yamaha YZF R6	09:22'15.493	2'03.478	-0.195	157,524
11	S. CORTESE	GER	Kallio Racing	Yamaha YZF R6	09:24'18.752	2'03.259	-0.219	157,804
16	J. CLUZEL	FRA	NRT	Yamaha YZF R6	09:24'36.309	2'03.101	-0.158	158,007

Start End The results are provisional until the end of the time limit for protests and appeals
 09/06/2018 09:15 09:37 and the completion of the technical checks.

These data/results cannot be reproduced, stored and/or transmitted in whole or in part by any manner of electronic, mechanical, photocopying, recording, broadcasting or otherwise now known or herein after developed without the previous express consent by the copyright owner, except for reproduction in daily press and regular printed publications on sale to the public within 60 days of the event related to those data/results and always provided that copyright symbol appears together as follows below.

© DORNA WSBK ORGANIZATION Srl 2018



ACERBIS Czech Round, 8 - 10 June 2018

World Supersport - Best Sectors & Speed Free Practice 3rd Session

Automotodrom Brno 5.403 m

BEST LAP			
1	16 J. CLUZEL	Yamaha YZF R6	2'03.101
2	11 S. CORTESE	Yamaha YZF R6	2'03.259
3	21 R. KRUMMENACHER	Yamaha YZF R6	2'03.622
4	64 F. CARICASULO	Yamaha YZF R6	2'03.675
5	144 L. MAHIAS	Yamaha YZF R6	2'03.679
6	3 R. DE ROSA	MV Agusta F3 675	2'04.197
7	32 S. MORAIS	Kawasaki ZX-6R	2'04.249
8	13 A. WEST	Kawasaki ZX-6R	2'04.315
9	36 T. GRADINGER	Yamaha YZF R6	2'04.658
10	111 K. SMITH	Honda CBR600RR	2'04.834
11	86 A. BADOVINI	MV Agusta F3 675	2'05.151
12	47 R. HARTOG	Kawasaki ZX-6R	2'05.257
13	84 L. CRESSON	Yamaha YZF R6	2'05.259
14	35 S. HILL	Triumph Daytona 675	2'05.276
15	15 A. COPPOLA	Yamaha YZF R6	2'05.504
16	44 L. MORCIANO	Kawasaki ZX-6R	2'05.599
17	19 A. BALDOLINI	Honda CBR600RR	2'05.607
18	22 E. LAHTI	Suzuki GSX-R600	2'05.812
19	38 H. SOOMER	Honda CBR600RR	2'05.897
20	77 W. TESSELS	Kawasaki ZX-6R	2'05.903
21	81 L. STAPLEFORD	Yamaha YZF R6	2'05.937
22	96 A. IRWIN	Honda CBR600RR	2'06.098
23	10 N. CALERO	Kawasaki ZX-6R	2'06.172
24	78 H. OKUBO	Kawasaki ZX-6R	2'06.275
25	65 M. CANDUCCI	Honda CBR600RR	2'06.434
26	48 G. MOLNAR	Honda CBR600RR	2'06.546
27	74 J. VAN SIKKELERUS	Honda CBR600RR	2'06.812
28	14 M. CHALUPA	Yamaha YZF R6	2'07.273
29	34 J. ITURRIOZ	Kawasaki ZX-6R	2'08.254
30	69 P. COPPA	Honda CBR600RR	2'09.994
31	23 M. ENDERLEIN	Yamaha YZF R6	

SPEED			
1	84 L. CRESSON	Yamaha YZF R6	257,8
2	81 L. STAPLEFORD	Yamaha YZF R6	255,9
3	16 J. CLUZEL	Yamaha YZF R6	255,9
4	11 S. CORTESE	Yamaha YZF R6	255,3
5	78 H. OKUBO	Kawasaki ZX-6R	254,1
6	64 F. CARICASULO	Yamaha YZF R6	254,1
7	36 T. GRADINGER	Yamaha YZF R6	254,1
8	32 S. MORAIS	Kawasaki ZX-6R	252,3
9	3 R. DE ROSA	MV Agusta F3 675	252,3
10	96 A. IRWIN	Honda CBR600RR	250,6
11	15 A. COPPOLA	Yamaha YZF R6	250,6
12	111 K. SMITH	Honda CBR600RR	250,6
13	19 A. BALDOLINI	Honda CBR600RR	250,0
14	21 R. KRUMMENACHER	Yamaha YZF R6	250,0
15	48 G. MOLNAR	Honda CBR600RR	250,0
16	38 H. SOOMER	Honda CBR600RR	250,0
17	77 W. TESSELS	Kawasaki ZX-6R	249,4
18	22 E. LAHTI	Suzuki GSX-R600	248,8
19	47 R. HARTOG	Kawasaki ZX-6R	248,8
20	144 L. MAHIAS	Yamaha YZF R6	248,8
21	14 M. CHALUPA	Yamaha YZF R6	248,3
22	13 A. WEST	Kawasaki ZX-6R	247,7
23	65 M. CANDUCCI	Honda CBR600RR	247,7
24	35 S. HILL	Triumph Daytona 675	247,1
25	44 L. MORCIANO	Kawasaki ZX-6R	247,1
26	34 J. ITURRIOZ	Kawasaki ZX-6R	246,0
27	86 A. BADOVINI	MV Agusta F3 675	246,0
28	69 P. COPPA	Honda CBR600RR	244,9
29	10 N. CALERO	Kawasaki ZX-6R	244,9
30	74 J. VAN SIKKELERUS	Honda CBR600RR	244,3

SEG. 1			SEG. 2			SEG. 3			SEG. 4		
1	16 J. CLUZEL	31.693	1	64 F. CARICASULO	36.537	1	11 S. CORTESE	33.797	1	64 F. CARICASULO	20.813
2	11 S. CORTESE	31.866	2	11 S. CORTESE	36.555	2	16 J. CLUZEL	33.833	2	16 J. CLUZEL	20.884
3	21 R. KRUMMENACHER	31.985	3	16 J. CLUZEL	36.615	3	144 L. MAHIAS	33.845	3	21 R. KRUMMENACHER	20.911
4	64 F. CARICASULO	32.022	4	144 L. MAHIAS	36.622	4	21 R. KRUMMENACHER	33.863	4	11 S. CORTESE	20.918
5	3 R. DE ROSA	32.066	5	21 R. KRUMMENACHER	36.652	5	64 F. CARICASULO	33.984	5	144 L. MAHIAS	20.976
6	32 S. MORAIS	32.096	6	3 R. DE ROSA	36.865	6	13 A. WEST	34.045	6	3 R. DE ROSA	21.042
7	144 L. MAHIAS	32.102	7	32 S. MORAIS	36.914	7	32 S. MORAIS	34.060	7	36 T. GRADINGER	21.076
8	36 T. GRADINGER	32.128	8	13 A. WEST	36.929	8	3 R. DE ROSA	34.098	8	13 A. WEST	21.103
9	13 A. WEST	32.224	9	111 K. SMITH	36.969	9	111 K. SMITH	34.104	9	32 S. MORAIS	21.125
10	84 L. CRESSON	32.286	10	36 T. GRADINGER	37.067	10	86 A. BADOVINI	34.185	10	84 L. CRESSON	21.136
11	47 R. HARTOG	32.362	11	47 R. HARTOG	37.118	11	35 S. HILL	34.201	11	111 K. SMITH	21.176
12	48 G. MOLNAR	32.401	12	86 A. BADOVINI	37.156	12	36 T. GRADINGER	34.238	12	86 A. BADOVINI	21.218
13	111 K. SMITH	32.408	13	35 S. HILL	37.195	13	84 L. CRESSON	34.256	13	35 S. HILL	21.264
14	35 S. HILL	32.430	14	15 A. COPPOLA	37.223	14	47 R. HARTOG	34.278	14	15 A. COPPOLA	21.276
15	86 A. BADOVINI	32.467	15	19 A. BALDOLINI	37.252	15	38 H. SOOMER	34.317	15	19 A. BALDOLINI	21.304
16	77 W. TESSELS	32.476	16	44 L. MORCIANO	37.263	16	19 A. BALDOLINI	34.322	16	47 R. HARTOG	21.320
17	22 E. LAHTI	32.496	17	74 J. VAN SIKKELERUS	37.303	17	15 A. COPPOLA	34.399	17	22 E. LAHTI	21.324
18	44 L. MORCIANO	32.514	18	22 E. LAHTI	37.307	18	81 L. STAPLEFORD	34.409	18	78 H. OKUBO	21.325
19	15 A. COPPOLA	32.519	19	38 H. SOOMER	37.318	19	44 L. MORCIANO	34.452	19	44 L. MORCIANO	21.345
20	96 A. IRWIN	32.559	20	10 N. CALERO	37.356	20	22 E. LAHTI	34.453	20	96 A. IRWIN	21.368
21	78 H. OKUBO	32.589	21	84 L. CRESSON	37.356	21	74 J. VAN SIKKELERUS	34.570	21	77 W. TESSELS	21.392
22	65 M. CANDUCCI	32.596	22	96 A. IRWIN	37.395	22	10 N. CALERO	34.622	22	81 L. STAPLEFORD	21.394
23	38 H. SOOMER	32.597	23	77 W. TESSELS	37.411	23	77 W. TESSELS	34.624	23	38 H. SOOMER	21.407
24	81 L. STAPLEFORD	32.608	24	81 L. STAPLEFORD	37.419	24	96 A. IRWIN	34.635	24	74 J. VAN SIKKELERUS	21.439
25	10 N. CALERO	32.612	25	78 H. OKUBO	37.542	25	78 H. OKUBO	34.675	25	48 G. MOLNAR	21.456
26	19 A. BALDOLINI	32.636	26	65 M. CANDUCCI	37.548	26	65 M. CANDUCCI	34.718	26	10 N. CALERO	21.467
27	74 J. VAN SIKKELERUS	32.933	27	14 M. CHALUPA	37.641	27	48 G. MOLNAR	34.785	27	65 M. CANDUCCI	21.473
28	14 M. CHALUPA	33.008	28	48 G. MOLNAR	37.658	28	14 M. CHALUPA	34.857	28	14 M. CHALUPA	21.531
29	34 J. ITURRIOZ	33.166	29	34 J. ITURRIOZ	37.718	29	34 J. ITURRIOZ	35.040	29	34 J. ITURRIOZ	21.728
30	69 P. COPPA	33.654	30	69 P. COPPA	38.750	30	69 P. COPPA	35.436	30	69 P. COPPA	22.002

09/06/2018

These data/results cannot be reproduced, stored and/or transmitted in whole or in part by any manner of electronic, mechanical, photocopying, recording, broadcasting or otherwise now known or herein after developed without the previous express consent by the copyright owner, except for reproduction in daily press and regular printed publications on sale to the public within 60 days of the event related to those data/results and always provided that copyright symbol appears together as follows below.

© DORNA WSBK ORGANIZATION Srl 2018

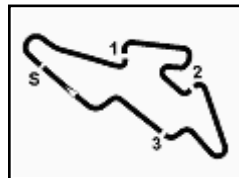
FICR PERUGIA TIMING



Official Tyre Supplier



Official Timekeeper



ACERBIS Czech Round, 8 - 10 June 2018

World Supersport - Ideal Times Free Practice 3rd Session

Automotodrom Brno 5.403 m

No.	Rider	Nat	Bike	Seg. 1	Seg. 2	Seg. 3	Seg. 4	Ideal Time			
				Diff. 1	Diff. 2	Diff. 3	Diff. 4	Best Lap	Pos.	Diff.	
1	16 J. CLUZEL	FRA	Yamaha YZF R6	31.693 0.040	36.615 0.002	33.833	20.884 0.034	2'03.025	2'03.101	2	0.076
2	11 S. CORTESE	GER	Yamaha YZF R6	31.866 0.066	36.555	33.797 0.049	20.918 0.008	2'03.136	2'03.259	3	0.123
3	64 F. CARICASULO	ITA	Yamaha YZF R6	32.022 0.319	36.537	33.984	20.813	2'03.356	2'03.675	5	0.319
4	21 R. KRUMMENACHER	SUI	Yamaha YZF R6	31.985	36.652 0.211	33.863	20.911	2'03.411	2'03.622	4	0.211
5	144 L. MAHIAS	FRA	Yamaha YZF R6	32.102	36.622 0.134	33.845	20.976	2'03.545	2'03.679	6	0.134
6	3 R. DE ROSA	ITA	MV Agusta F3 675	32.066 0.051	36.865 0.050	34.098	21.042 0.025	2'04.071	2'04.197	7	0.126
7	32 S. MORAIS	POR	Kawasaki ZX-6R	32.096	36.914	34.060	21.125 0.054	2'04.195	2'04.249	8	0.054
8	13 A. WEST	AUS	Kawasaki ZX-6R	32.224	36.929 0.014	34.045	21.103	2'04.301	2'04.315	9	0.014
9	36 T. GRADINGER	AUT	Yamaha YZF R6	32.128 0.069	37.067 0.027	34.238 0.053	21.076	2'04.509	2'04.658	10	0.149
10	111 K. SMITH	GBR	Honda CBR600RR	32.408 0.177	36.969	34.104	21.176	2'04.657	2'04.834	11	0.177
11	86 A. BADOVINI	ITA	MV Agusta F3 675	32.467 0.125	37.156	34.185	21.218	2'05.026	2'05.151	12	0.125
12	84 L. CRESSON	BEL	Yamaha YZF R6	32.286	37.356 0.053	34.256 0.172	21.136	2'05.034	2'05.259	14	0.225
13	47 R. HARTOG	NED	Kawasaki ZX-6R	32.362 0.070	37.118 0.109	34.278	21.320	2'05.078	2'05.257	13	0.179
14	35 S. HILL	GBR	Triumph Daytona 675	32.430	37.195 0.043	34.201 0.143	21.264	2'05.090	2'05.276	15	0.186
15	15 A. COPPOLA	ITA	Yamaha YZF R6	32.519	37.223 0.030	34.399 0.042	21.276 0.015	2'05.417	2'05.504	16	0.087
16	19 A. BALDOLINI	ITA	Honda CBR600RR	32.636	37.252	34.322	21.304 0.093	2'05.514	2'05.607	18	0.093
17	44 L. MORCIANO	ITA	Kawasaki ZX-6R	32.514	37.263	34.452	21.345 0.025	2'05.574	2'05.599	17	0.025
18	22 E. LAHTI	FIN	Suzuki GSX-R600	32.496	37.307 0.172	34.453	21.324 0.060	2'05.580	2'05.812	19	0.232
19	38 H. SOOMER	EST	Honda CBR600RR	32.597 0.176	37.318 0.062	34.317	21.407 0.020	2'05.639	2'05.897	20	0.258
20	81 L. STAPLEFORD	GBR	Yamaha YZF R6	32.608	37.419	34.409 0.083	21.394 0.024	2'05.830	2'05.937	22	0.107
21	77 W. TESSELS	NED	Kawasaki ZX-6R	32.476	37.411	34.624	21.392	2'05.903	2'05.903	21	
22	96 A. IRWIN	GBR	Honda CBR600RR	32.559 0.132	37.395	34.635 0.009	21.368	2'05.957	2'06.098	23	0.141
23	10 N. CALERO	ESP	Kawasaki ZX-6R	32.612	37.356 0.009	34.622 0.093	21.467 0.013	2'06.057	2'06.172	24	0.115
24	78 H. OKUBO	JPN	Kawasaki ZX-6R	32.589	37.542 0.096	34.675 0.017	21.325 0.031	2'06.131	2'06.275	25	0.144
25	74 J. VAN SIKKELERUS	NED	Honda CBR600RR	32.933 0.207	37.303 0.202	34.570	21.439 0.158	2'06.245	2'06.812	28	0.567
26	48 G. MOLNAR	HUN	Honda CBR600RR	32.401 0.185	37.658 0.061	34.785	21.456	2'06.300	2'06.546	27	0.246
27	65 M. CANDUCCI	ITA	Honda CBR600RR	32.596	37.548	34.718 0.091	21.473 0.008	2'06.335	2'06.434	26	0.099
28	14 M. CHALUPA	CZE	Yamaha YZF R6	33.008 0.157	37.641	34.857	21.531 0.079	2'07.037	2'07.273	29	0.236
29	34 J. ITURRIOZ	ARG	Kawasaki ZX-6R	33.166 0.366	37.718	35.040 0.089	21.728 0.147	2'07.652	2'08.254	30	0.602
30	69 P. COPPA	CZE	Honda CBR600RR	33.654	38.750 0.082	35.436 0.070	22.002	2'09.842	2'09.994	31	0.152
Overall Ideal Time				31.693	36.537	33.797	20.813	2'02.840			

09/06/2018

These data/results cannot be reproduced, stored and/or transmitted in whole or in part by any manner of electronic, mechanical, photocopying, recording, broadcasting or otherwise now known or herein after developed without the previous express consent by the copyright owner, except for reproduction in daily press and regular printed publications on sale to the public within 60 days of the event related to those data/results and always provided that copyright symbol appears together as follows below.

© DORNA WSBK ORGANIZATION Srl 2018

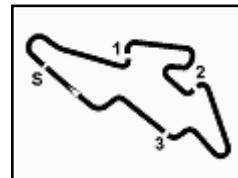
FICR PERUGIA TIMING



Official Tyre Supplier



Official Timekeeper


ACERBIS Czech Round, 8 - 10 June 2018
World Supersport - Chronological Analysis Free Practice 3rd Session

Automotodrom Brno 5.403 m

1 / 3

1° 16 J. CLUZEL (2'03.101)								6° 3 R. DE ROSA (2'04.197)							
Lap	Seg.1	Seg.2	Seg.3	Seg.4	Lap Time	km/h	Local Time	Lap	Seg.1	Seg.2	Seg.3	Seg.4	Lap Time	km/h	Local Time
1		40.538	36.659	21.943			9:18'21.927	1		38.126	35.059	21.509			9:17'46.440
2	33.070	38.651	34.813	21.217	2'07.751	250,0	9:20'29.678	2	32.379	37.245	34.170	21.169	2'04.963	243,8	9:19'51.403
3	31.882	36.688	33.987	20.973	2'03.530	254,1	9:22'33.208	3	32.349	36.934	34.117	21.122	2'04.522	245,5	9:21'55.925
4	31.733	36.617	33.833	20.918	2'03.101	254,1	9:24'36.309	4	32.254	37.003	34.171	21.141	2'04.569	247,1	9:24'00.494
5	31.813	37.917	34.705	21.176	2'05.611	255,9	9:26'41.920	5	32.193	36.865	34.113	21.096	2'04.267	246,6	9:26'04.761
6	31.760	36.727	33.967	20.986	2'03.440	254,1	9:28'45.360	6	32.116	37.313	34.246	21.119	2'04.794	247,7	9:28'09.555
7	31.814	36.827	33.912	20.884	2'03.437	254,1	9:30'48.797	7	32.066	36.963	34.175	21.116	2'04.320	246,6	9:30'13.875
8	31.693	36.615	33.916	20.922	2'03.146	254,7	9:32'51.943	8	32.117	36.915	34.098	21.067	2'04.197	247,1	9:32'18.072
9	31.795	36.790	34.025	20.942	2'03.552	254,7	9:34'55.495	9	32.233	37.058	34.108	21.191	2'04.590	252,3	9:34'22.662
10	31.729	36.714	33.942	20.899	2'03.284	255,3	9:36'58.779	10	32.252	36.988	34.141	21.042	2'04.423	245,5	9:36'27.085

2° 11 S. CORTESE (2'03.259)								7° 32 S. MORAIS (2'04.249)							
Lap	Seg.1	Seg.2	Seg.3	Seg.4	Lap Time	km/h	Local Time	Lap	Seg.1	Seg.2	Seg.3	Seg.4	Lap Time	km/h	Local Time
1		38.340	35.047	21.500			9:18'08.342	1		38.606	35.051	21.382			9:17'13.881
2	32.153	36.741	33.797	20.982	2'03.673	248,8	9:19'12.015	2	32.515	38.041	34.680	21.335	2'06.571	250,0	9:19'20.452
3	31.976	36.637	33.892	20.973	2'03.478	251,2	9:22'15.493	3	32.311	37.362	34.621	28.139	2'12.433P	252,3	9:21'32.885
4	31.932	36.555	33.846	20.926	2'03.259	251,2	9:24'18.752	4	3'11.210	37.179	34.199	21.129	4'43.717P		9:26'16.602
5	32.048	38.174	35.676	21.378	2'07.276	252,3	9:26'26.028	5	32.151	37.041	34.205	21.257	2'04.654	248,3	9:28'21.256
6	32.031	36.567	33.843	20.918	2'03.359	251,7	9:28'29.387	6	32.249	36.947	34.288	21.125	2'04.609	249,4	9:30'25.865
7	31.866	36.709	33.824	20.982	2'03.381	252,9	9:30'32.768	7	32.537	37.792	34.493	28.153	2'12.975P	247,1	9:32'38.840
8	31.970	36.784	33.908	20.919	2'03.581	255,3	9:32'36.349	8	48.260	37.039	34.161	21.181	2'20.641P		9:34'59.481
9	31.925	36.692	33.895	20.921	2'03.433	252,3	9:34'39.782	9	32.096	36.914	34.060	21.179	2'04.249	249,4	9:37'03.730
10	31.928	36.871	34.007	21.018	2'03.824	251,2	9:36'43.606								

3° 21 R. KRUMMENACHER (2'03.622)								8° 13 A. WEST (2'04.315)							
Lap	Seg.1	Seg.2	Seg.3	Seg.4	Lap Time	km/h	Local Time	Lap	Seg.1	Seg.2	Seg.3	Seg.4	Lap Time	km/h	Local Time
1		38.442	34.779	21.302			9:17'10.449	1		38.802	34.785	21.291			9:17'14.313
2	32.306	37.009	34.051	21.048	2'04.414	250,0	9:19'14.863	2	32.392	37.480	34.280	21.238	2'05.390	247,7	9:19'19.703
3	32.202	36.899	34.060	21.002	2'04.163	248,8	9:21'19.026	3	32.318	37.618	34.766	26.184	2'10.886P	247,7	9:21'30.589
4	32.112	36.652	33.961	20.986	2'03.711	249,4	9:23'22.737	4	2'19.512	38.782	36.677	21.257	3'56.228P		9:25'26.817
5	32.044	36.678	34.012	20.971	2'03.705	249,4	9:25'26.442	5	32.224	36.943	34.045	21.103	2'04.315	247,1	9:27'31.132
6	31.985	36.863	33.863	20.911	2'03.622	250,0	9:27'30.064	6	32.230	36.929	34.310	21.140	2'04.609	246,0	9:29'35.741
7	32.030	36.753	34.066	20.965	2'03.814	250,0	9:29'33.878	7	32.455	37.021	34.320	21.154	2'04.950	246,0	9:31'40.691
8	32.066	36.720	33.981	21.072	2'03.839	248,8	9:31'37.717	8	32.452	37.131	34.425	21.124	2'05.132	246,6	9:33'45.823
9	32.028	36.864	34.094	20.996	2'03.982	250,0	9:33'41.699	9	32.418	37.152	34.338	21.203	2'05.111	246,6	9:35'50.934
10	32.027	36.728	34.052	20.958	2'03.765	249,4	9:35'45.464								

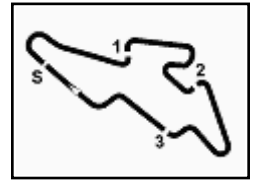
4° 64 F. CARICASULO (2'03.675)								9° 36 T. GRADINGER (2'04.658)							
Lap	Seg.1	Seg.2	Seg.3	Seg.4	Lap Time	km/h	Local Time	Lap	Seg.1	Seg.2	Seg.3	Seg.4	Lap Time	km/h	Local Time
1		39.347	35.881	21.932			9:17'29.695	1		40.267	36.470	22.714			9:17'35.756
2	32.437	36.810	34.085	21.013	2'04.345	248,8	9:19'34.040	2	33.613	38.939	35.768	21.867	2'10.187	242,7	9:19'45.943
3	32.335	37.122	34.116	20.862	2'04.435	248,3	9:21'38.475	3	32.558	37.468	34.441	21.169	2'05.636	252,9	9:21'51.579
4	32.341	36.537	33.984	20.813	2'03.675	249,4	9:23'42.150	4	32.370	37.225	34.238	21.177	2'05.010	252,9	9:23'56.589
5	32.129	36.752	34.018	20.919	2'03.818	254,1	9:25'45.968	5	32.178	37.067	34.244	21.570	2'05.059	253,5	9:26'01.648
6	32.022	37.094	34.393	21.141	2'04.650	249,4	9:27'50.618	6	32.347	37.250	35.006	29.518	2'14.121P	254,1	9:28'15.769
7	32.114	37.011	34.146	20.986	2'04.257	249,4	9:29'54.875	7	1'15.530	38.124	34.688	21.218	2'49.560P		9:31'05.329
8	32.229	36.783	34.168	21.013	2'04.193	246,6	9:31'59.068	8	32.128	37.108	34.389	21.130	2'04.755	252,3	9:33'10.084
9	32.119	36.664	34.009	20.893	2'03.685	246,6	9:34'02.753	9	32.197	37.094	34.291	21.076	2'04.658	252,9	9:35'14.742
10	32.185	36.573	34.047	20.954	2'03.759	246,0	9:36'06.512								

5° 144 L. MAHIAS (2'03.679)								10° 111 K. SMITH (2'04.834)							
Lap	Seg.1	Seg.2	Seg.3	Seg.4	Lap Time	km/h	Local Time	Lap	Seg.1	Seg.2	Seg.3	Seg.4	Lap Time	km/h	Local Time
1		37.584	34.387	21.334			9:18'53.837	1		38.591	34.976	21.434			9:18'00.127
2	32.406	36.692	33.896	20.950	2'03.944C	246,6	9:20'57.781	2	32.832	37.304	34.348	21.238	2'05.722	244,9	9:20'05.849
3	32.169	36.622	33.876	21.049	2'03.716	248,3	9:23'01.497	3	32.678	37.309	34.180	21.273	2'05.440	246,6	9:22'11.289
4	32.162	36.697	33.901	21.081	2'03.841	247,7	9:25'05.338	4	32.549	37.076	34.307	21.331	2'05.263	246,6	9:24'16.552
5	32.149	36.756	34.004	21.117	2'04.026	248,3	9:27'09.364	5	32.474	37.110	34.144	21.279	2'05.007	246,0	9:26'21.559
6	32.292	36.729	33.957	21.102	2'04.080	247,7	9:29'13.444	6	32.585	36.969	34.104	21.176	2'04.834	246,6	9:28'26.393
7	32.158	36.664	33.959	21.011	2'03.792	247,7	9:31'17.236	7	32.408	37.086	34.379	21.314	2'05.187	247,7	9:30'31.580
8	32.108	36.916	33.929	21.083	2'04.036	248,8	9:33'21.272	8	32.510	37.162	34.413	21.451	2'05.536	248,8	9:32'37.116
9	32.102	36.756	33.845	20.976	2'03.679	248,8	9:35'24.951	9	32.444	37.521	34.289	21.356	2'05.610	250,6	9:34'42.726
10								10	32.419	37.255	34.305	21.266	2'05.245	246,6	9:36'47.971

09/06/2018 P = Pits In/Out - C = Lap Time Cancelled

These data/results cannot be reproduced, stored and/or transmitted in whole or in part by any manner of electronic, mechanical, photocopying, recording, broadcasting or otherwise now known or herein after developed without the previous express consent by the copyright owner, except for reproduction in daily press and regular printed publications on sale to the public within 60 days of the event related to those data/results and always provided that copyright symbol appears together as follows below.

© DORNA WSBK ORGANIZATION Srl 2018



ACERBIS Czech Round, 8 - 10 June 2018

World Supersport - Chronological Analysis Free Practice 3rd Session

Automotodrom Brno 5.403 m

2 / 3

11° 86 A. BADOVINI (2'05.151)							
Lap	Seg.1	Seg.2	Seg.3	Seg.4	Lap Time	km/h	Local Time
1		37.667	34.766	21.344			9:17'47.895
2	32.539	37.264	34.587	21.277	2'05.667	244,9	9:19'53.562
3	32.592	37.156	34.185	21.218	2'05.151	245,5	9:21'58.713
4	32.492	37.176	34.418	21.344	2'05.430	246,0	9:24'04.143
5	33.752	39.287	36.945	30.247	2'20.231P	245,5	9:26'24.374
6	3'24.153	39.903	35.658	21.788	5'01.502P		9:31'25.876
7	32.627	37.412	34.580	21.368	2'05.987	244,3	9:33'31.863
8	32.467	37.199	34.309	21.359	2'05.334	244,3	9:35'37.197

1						38.471	35.076	21.654			9:17'34.867
2	32.780	37.609	34.677	21.483	2'06.549	246,0	9:19'41.416				
3	32.665	37.375	34.640	21.453	2'06.133	246,0	9:21'47.549				
4	32.594	37.505	34.706	21.390	2'06.195	244,9	9:23'53.744				
5	32.534	37.449	34.668	21.399	2'06.050	246,0	9:25'59.794				
6	32.656	37.492	34.714	21.459	2'06.321	244,9	9:28'06.115				
7	32.654	37.442	34.611	21.431	2'06.138	245,5	9:30'12.253				
8	32.514	37.263	34.452	21.370	2'05.599	243,8	9:32'17.852				
9	32.706	37.309	34.486	21.345	2'05.846	245,5	9:34'23.698				
10	32.671	37.340	34.581	21.442	2'06.034	247,1	9:36'29.732				

12° 47 R. HARTOG (2'05.257)							
Lap	Seg.1	Seg.2	Seg.3	Seg.4	Lap Time	km/h	Local Time
1		39.172	35.620	22.041			9:17'28.947
2	32.905	37.782	34.379	21.483	2'06.549	244,3	9:19'35.496
3	32.543	37.211	34.348	21.610	2'05.712	248,3	9:21'41.208
4	32.432	37.227	34.278	21.320	2'05.257	246,6	9:23'46.465
5	32.447	37.150	34.540	21.475	2'05.612	246,6	9:25'52.077
6	32.735	37.211	34.485	21.477	2'05.908	248,8	9:27'57.985
7	32.906	37.602	34.560	21.441	2'06.509	248,3	9:30'04.494
8	32.384	37.562	34.507	21.530	2'05.983	246,0	9:32'10.477
9	32.362	37.118	34.411	21.477	2'05.368	247,1	9:34'15.845
10	33.390	38.955	39.003	28.346	2'19.694	240,5	9:36'35.539

17° 19 A. BALDOLINI (2'05.607)							
Lap	Seg.1	Seg.2	Seg.3	Seg.4	Lap Time	km/h	Local Time
1		39.771	34.935	21.684			9:17'15.563
2	32.964	37.409	34.636	21.415	2'06.424	245,5	9:19'21.987
3	32.789	37.553	34.779	29.097	2'14.218P	246,6	9:21'36.205
4	1'47.131	38.150	35.383	21.686	3'22.350P		9:24'58.555
5	32.938	37.990	39.500	21.497	2'11.925	243,2	9:27'10.480
6	32.841	37.448	34.632	21.502	2'06.423	245,5	9:29'16.903
7	32.823	38.145	35.841	22.408	2'09.217	244,9	9:31'26.120
8	32.728	37.453	34.459	21.304	2'05.944	248,8	9:33'32.064
9	32.636	37.252	34.322	21.397	2'05.607	250,0	9:35'37.671

13° 84 L. CRESSON (2'05.259)							
Lap	Seg.1	Seg.2	Seg.3	Seg.4	Lap Time	km/h	Local Time
1		39.360	35.504	21.445			9:17'32.348
2	32.697	37.725	34.769	21.220	2'06.411	252,9	9:19'38.759
3	32.679	37.647	34.286	21.316	2'05.928	253,5	9:21'44.687
4	32.286	37.409	34.428	21.136	2'05.259	254,1	9:23'49.946
5	32.331	37.368	34.482	21.349	2'05.530	257,8	9:25'55.476
6	32.453	37.356	34.387	21.164	2'05.360	254,1	9:28'00.836
7	32.449	37.845	34.256	27.719	2'12.269P	255,9	9:30'13.105
8	1'31.536	37.963	34.675	21.616	3'05.790CP		9:33'18.895
9	32.537	37.397	34.341	21.200	2'05.475	250,6	9:35'24.370

18° 22 E. LAHTI (2'05.812)							
Lap	Seg.1	Seg.2	Seg.3	Seg.4	Lap Time	km/h	Local Time
1		38.791	35.010	21.628			9:17'13.165
2	32.983	37.945	34.770	21.353	2'07.051	245,5	9:19'20.216
3	32.664	37.630	34.473	21.919	2'06.686	248,8	9:21'26.902
4	32.904	37.565	34.613	27.233	2'12.315P	248,8	9:23'39.217
5	1'35.846	37.356	34.563	21.462	3'09.227P		9:26'48.444
6	32.498	37.307	34.662	21.390	2'05.857	245,5	9:28'54.301
7	32.496	37.479	34.453	21.384	2'05.812	245,5	9:31'00.113
8	32.611	37.464	34.625	21.490	2'06.190	246,0	9:33'06.303
9	32.529	37.570	34.456	21.324	2'05.879	244,9	9:35'12.182

14° 35 S. HILL (2'05.276)							
Lap	Seg.1	Seg.2	Seg.3	Seg.4	Lap Time	km/h	Local Time
1		39.106	37.184	23.085			9:17'20.393
2	33.033	38.550	34.722	21.598	2'07.903	244,9	9:19'28.296
3	32.564	37.483	34.583	21.349	2'05.979	246,0	9:21'34.275
4	32.452	37.369	34.392	21.389	2'05.602	245,5	9:23'39.877
5	32.445	37.418	34.201	21.269	2'05.333	244,9	9:25'45.210
6	32.656	37.753	34.345	21.425	2'06.179	247,1	9:27'51.389
7	32.430	37.238	34.344	21.264	2'05.276	246,0	9:29'56.665
8	32.743	37.247	34.319	21.372	2'05.681	244,9	9:32'02.346
9	32.661	37.195	34.642	21.407	2'05.905	243,2	9:34'08.251
10	32.857	37.245	35.498	33.594	2'19.194P	240,0	9:36'27.445

19° 38 H. SOOMER (2'05.897)							
Lap	Seg.1	Seg.2	Seg.3	Seg.4	Lap Time	km/h	Local Time
1		39.016	36.023	21.762			9:17'17.347
2	32.894	37.987	34.697	21.513	2'07.091	250,0	9:19'24.438
3	32.974	37.318	34.395	21.425	2'06.112	249,4	9:21'30.550
4	32.710	37.793	34.810	21.501	2'06.814	246,0	9:23'37.364
5	32.773	37.380	34.317	21.427	2'05.897	246,6	9:25'43.261
6	32.660	37.471	34.755	21.504	2'06.390	246,6	9:27'49.651
7	32.597	37.511	34.875	21.407	2'06.390	244,9	9:29'56.041
8	32.643	37.447	34.653	21.498	2'06.241	245,5	9:32'02.282
9	33.074	37.586	34.559	21.452	2'06.671	246,6	9:34'08.953
10	32.661	37.357	34.653	21.586	2'06.257	246,6	9:36'15.210

15° 15 A. COPPOLA (2'05.504)							
Lap	Seg.1	Seg.2	Seg.3	Seg.4	Lap Time	km/h	Local Time
1		45.066	37.074	23.624			9:17'30.072
2	32.890	37.395	34.399	21.351	2'06.035	247,1	9:19'36.107
3	32.519	37.253	34.441	21.291	2'05.504	247,1	9:21'41.611
4	32.941	37.318	34.463	21.281	2'06.003	250,6	9:23'47.614
5	32.593	37.300	34.475	21.426	2'05.794	246,6	9:25'53.408
6	32.696	37.223	34.726	21.500	2'06.145	244,3	9:27'59.553
7	32.707	37.395	34.542	21.285	2'05.929	246,6	9:30'05.482
8	32.829	37.433	34.560	21.276	2'06.098	248,8	9:32'11.580
9	32.676	37.277	34.519	21.337	2'05.809	246,6	9:34'17.389
10	32.705	37.546	36.014	23.083	2'09.348	246,0	9:36'26.737

20° 77 W. TESSELS (2'05.903)							
Lap	Seg.1	Seg.2	Seg.3	Seg.4	Lap Time	km/h	Local Time
1		39.562	36.052	21.667			9:17'46.802
2	32.780	37.927	35.211	21.440	2'07.358	247,7	9:19'54.160
3	32.702	37.662	35.034	21.679	2'07.077	249,4	9:22'01.237
4	32.756	37.651	34.920	21.496	2'06.823	247,1	9:24'08.060
5	32.709	37.752	34.878	21.556	2'06.895	247,1	9:26'14.955
6	33.787	37.999	34.858	21.519	2'08.163	245,5	9:28'23.118
7	32.589	38.139	34.907	21.561	2'07.196	246,6	9:30'30.314
8	32.584	37.576	34.771	21.475	2'06.406	245,5	9:32'36.720
9	32.522	38.005	34.775	21.420	2'06.722	248,3	9:34'43.442
10	32.476	37.411	34.624	21.392	2'05.903	247,7	9:36'49.345

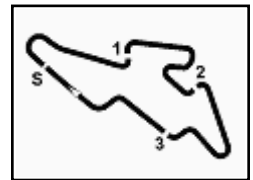
16° 44 L. MORCIANO (2'05.599)							
Lap	Seg.1	Seg.2	Seg.3	Seg.4	Lap Time	km/h	Local Time

21° 81 L. STAPLEFORD (2'05.937)							
Lap	Seg.1	Seg.2	Seg.3	Seg.4	Lap Time	km/h	Local Time
1		38.740	35.548	21.831			9:17'19.524

09/06/2018 P = Pits In/Out - C = Lap Time Cancelled

These data/results cannot be reproduced, stored and/or transmitted in whole or in part by any manner of electronic, mechanical, photocopying, recording, broadcasting or otherwise now known or herein after developed without the previous express consent by the copyright owner, except for reproduction in daily press and regular printed publications on sale to the public within 60 days of the event related to those data/results and always provided that copyright symbol appears together as follows below.

© DORNA WSBK ORGANIZATION Srl 2018



ACERBIS Czech Round, 8 - 10 June 2018

World Supersport - Chronological Analysis Free Practice 3rd Session

Automotodrom Brno 5.403 m

3 / 3

Lap	Seg.1	Seg.2	Seg.3	Seg.4	Lap Time	km/h	Local Time
2	32.955	37.576	34.686	21.498	2'06.715	248,3	9:19'26.239
3	32.836	37.453	34.409	21.396	2'06.094	255,9	9:21'32.333
4	32.635	37.714	34.502	21.394	2'06.245	250,6	9:23'38.578
5	32.608	37.419	34.492	21.418	2'05.937	246,6	9:25'44.515
6	32.635	37.530	34.786	38.466	2'23.417P	246,6	9:28'07.932
7	3'17.254	38.823	37.249	1'02.182	5'35.508P		9:33'43.440

22° 96 A. IRWIN (2'06.098)							
Lap	Seg.1	Seg.2	Seg.3	Seg.4	Lap Time	km/h	Local Time
1		38.684	35.874	21.622			9:17'17.429
2	33.198	38.358	34.735	21.406	2'07.697	250,6	9:19'25.126
3	32.772	37.539	34.938	21.448	2'06.697	246,6	9:21'31.823
4	32.994	37.704	34.828	21.460	2'06.986	245,5	9:23'38.809
5	32.559	37.482	34.713	21.406	2'06.160	247,1	9:25'44.969
6	32.691	37.395	34.644	21.368	2'06.098	246,0	9:27'51.067
7	32.895	37.494	34.692	21.481	2'06.562	246,6	9:29'57.629
8	32.910	37.450	34.635	21.399	2'06.394	245,5	9:32'04.023
9	32.852	38.990	35.053	25.349	2'12.244	244,3	9:34'16.267
10	33.160	37.771	34.873	21.759	2'07.563	246,0	9:36'23.830

23° 10 N. CALERO (2'06.172)							
Lap	Seg.1	Seg.2	Seg.3	Seg.4	Lap Time	km/h	Local Time
1		39.551	35.436	21.849			9:17'16.508
2	32.971	37.816	34.917	21.719	2'07.423	244,3	9:19'23.931
3	36.540	40.478	40.000	21.676	2'18.694C	242,7	9:21'42.625
4	33.029	37.796	34.771	21.494	2'07.090	244,9	9:23'49.715
5	32.855	37.356	34.622	21.467	2'06.300	243,8	9:25'56.015
6	32.612	37.365	34.715	21.480	2'06.172	244,9	9:28'02.187
7	37.491	41.565	40.497	36.795	2'36.348P	244,3	9:30'38.535
8	1'24.301	44.332	35.966	22.088	3'06.687P		9:33'45.222
9	33.261	37.490	34.659	21.574	2'06.984	241,6	9:35'52.206

24° 78 H. OKUBO (2'06.275)							
Lap	Seg.1	Seg.2	Seg.3	Seg.4	Lap Time	km/h	Local Time
1		38.634	35.179	21.498			9:17'21.640
2	32.882	37.924	34.683	21.325	2'06.814	248,8	9:19'28.454
3	32.751	37.542	34.962	21.536	2'06.791	254,1	9:21'35.245
4	32.835	37.850	34.675	21.422	2'06.782	250,0	9:23'42.027
5	32.914	37.960	35.653	32.064	2'18.591P	249,4	9:26'00.618
6	2'55.713	38.058	36.599	21.450	4'31.820P		9:30'32.438
7	32.589	37.638	34.692	21.356	2'06.275	250,0	9:32'38.713
8	32.667	37.578	34.856	21.535	2'06.636	248,8	9:34'45.349
9	32.960	37.694	34.718	21.465	2'06.837	250,0	9:36'52.186

25° 65 M. CANDUCCI (2'06.434)							
Lap	Seg.1	Seg.2	Seg.3	Seg.4	Lap Time	km/h	Local Time
1		38.648	34.718	21.667			9:17'11.158
2	32.796	37.847	34.863	21.730	2'07.236	244,3	9:19'18.394
3	32.897	38.055	34.983	22.105	2'08.040	243,8	9:21'26.434
4	33.051	38.535	34.978	21.784	2'08.348	241,6	9:23'34.782
5	33.275	38.098	35.574	32.423	2'19.370P	244,3	9:25'54.152
6	3'00.896	38.652	35.382	21.711	4'36.641P		9:30'30.793
7	33.917	38.464	35.020	21.509	2'08.910	246,0	9:32'39.703
8	32.596	37.548	34.809	21.481	2'06.434	244,9	9:34'46.137
9	32.976	37.620	34.873	21.473	2'06.942	247,7	9:36'53.079

26° 48 G. MOLNAR (2'06.546)							
Lap	Seg.1	Seg.2	Seg.3	Seg.4	Lap Time	km/h	Local Time
1		39.129	35.625	21.708			9:18'14.836
2	32.761	37.734	35.077	21.529	2'07.101	247,1	9:20'21.937
3	32.665	37.757	34.983	21.464	2'06.869	248,8	9:22'28.806
4	32.586	37.719	34.785	21.456	2'06.546	248,8	9:24'35.352
5	32.496	38.430	34.936	21.602	2'07.464	248,3	9:26'42.816
6	32.401	37.658	34.944	21.581	2'06.584	250,0	9:28'49.400

27° 74 J. VAN SIKKELERUS (2'06.812)							
Lap	Seg.1	Seg.2	Seg.3	Seg.4	Lap Time	km/h	Local Time
1		38.449	34.909	21.736			9:17'11.846
2	33.140	37.505	34.570	21.597	2'06.812	242,7	9:19'18.658
3	32.975	38.226	34.678	22.074	2'07.953	241,6	9:21'26.611
4	33.510	37.591	34.724	21.841	2'07.666	243,8	9:23'34.277
5	33.295	37.701	35.025	21.677	2'07.698	240,0	9:25'41.975
6	37.751	37.885	35.104	21.812	2'12.552	239,5	9:27'54.527
7	33.323	37.663	35.034	21.647	2'07.667	240,5	9:30'02.194
8	33.333	37.639	34.834	21.600	2'07.406	240,5	9:32'09.600
9	33.896	37.303	34.642	21.439	2'07.280	241,1	9:34'16.880
10	32.933	37.579	34.935	21.692	2'07.139	244,3	9:36'24.019

28° 14 M. CHALUPA (2'07.273)							
Lap	Seg.1	Seg.2	Seg.3	Seg.4	Lap Time	km/h	Local Time
1		39.280	35.691	21.844			9:17'16.795
2	34.002	38.324	35.269	21.726	2'09.321	246,0	9:19'26.116
3	33.165	37.641	34.857	21.610	2'07.273	248,3	9:21'33.389
4	33.032	38.111	35.036	21.970	2'08.149	244,3	9:23'41.538
5	33.008	37.896	35.040	21.794	2'07.738	243,8	9:25'49.276
6	33.138	38.096	35.239	21.661	2'08.134	241,6	9:27'57.410
7	33.014	37.887	35.193	21.531	2'07.625	242,7	9:30'05.035
8	33.498	38.289	35.394	21.801	2'08.982	244,3	9:32'14.017
9	33.296	38.285	35.686	21.971	2'09.238	242,2	9:34'23.255
10	33.322	38.201	35.600	21.987	2'09.110	241,1	9:36'32.365

29° 34 J. ITURRIOZ (2'08.254)							
Lap	Seg.1	Seg.2	Seg.3	Seg.4	Lap Time	km/h	Local Time
1		40.158	35.731	21.989			9:17'16.463
2	34.023	38.348	35.381	21.816	2'09.568	242,2	9:19'26.031
3	33.580	38.068	35.140	21.816	2'08.604	245,5	9:21'34.635
4	33.166	38.335	35.087	21.912	2'08.500	246,0	9:23'43.135
5	33.198	38.029	35.281	21.911	2'08.419	244,3	9:25'51.554
6	33.532	37.718	35.129	21.875	2'08.254	242,7	9:27'59.808
7	33.276	38.350	35.140	21.749	2'08.515	246,0	9:30'08.323
8	33.501	38.022	35.117	21.766	2'08.406	243,2	9:32'16.729
9	33.345	38.311	35.040	21.823	2'08.519	242,7	9:34'25.248
10	33.481	37.996	35.126	21.728	2'08.331	244,3	9:36'33.579

30° 69 P. COPPA (2'09.994)							
Lap	Seg.1	Seg.2	Seg.3	Seg.4	Lap Time	km/h	Local Time
1		40.671	37.315	22.484			9:17'18.759
2	34.257	39.205	35.844	22.257	2'11.563	242,2	9:19'30.322
3	34.344	38.875	35.544	22.252	2'11.015	241,6	9:21'41.337
4	33.654	38.832	35.506	22.002	2'09.994	244,9	9:23'51.331
5	33.978	38.750	35.439	22.448	2'10.615	241,6	9:26'01.946
6	33.796	39.086	35.436	22.087	2'10.405	242,2	9:28'12.351
7	33.671	39.047	35.851	22.103	2'10.672	240,5	9:30'23.023
8	34.032	38.980	35.762	22.443	2'11.217	238,9	9:32'34.240
9	34.038	39.207	36.090	22.195	2'11.530	236,3	9:34'45.770
10	33.997	38.978	35.743	22.249	2'10.967	240,5	9:36'56.737

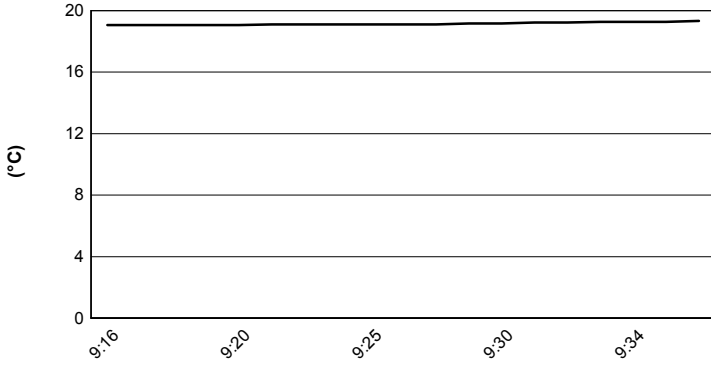
09/06/2018 P = Pits In/Out - C = Lap Time Cancelled

These data/results cannot be reproduced, stored and/or transmitted in whole or in part by any manner of electronic, mechanical, photocopying, recording, broadcasting or otherwise now known or herein after developed without the previous express consent by the copyright owner, except for reproduction in daily press and regular printed publications on sale to the public within 60 days of the event related to those data/results and always provided that copyright symbol appears together as follows below.

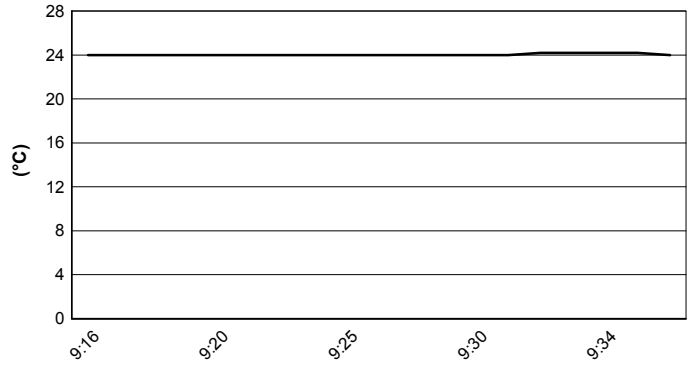
© DORNA WSBK ORGANIZATION Srl 2018

ACERBIS Czech Round, 8 - 10 June 2018
World Supersport - Weather Report Free Practice 3rd Session
 Session started 09:15 - Session ended 9:37

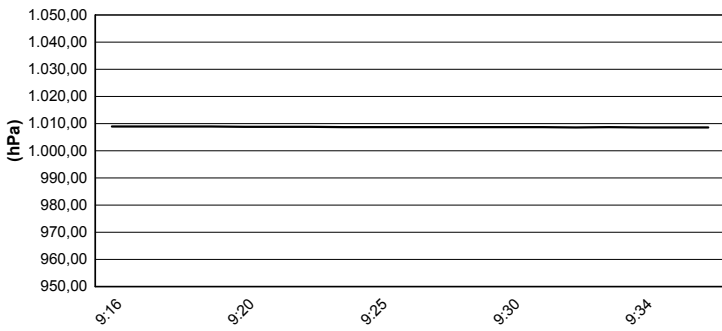
Air Temperature



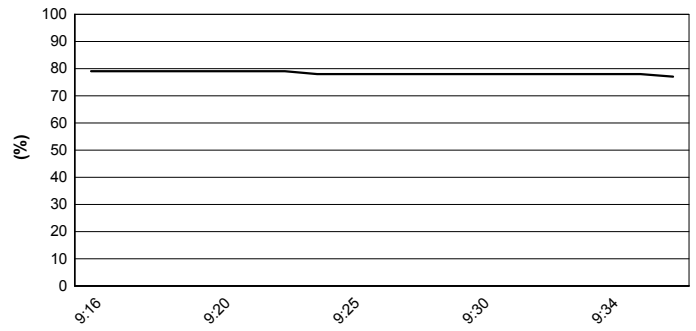
Track Temperature



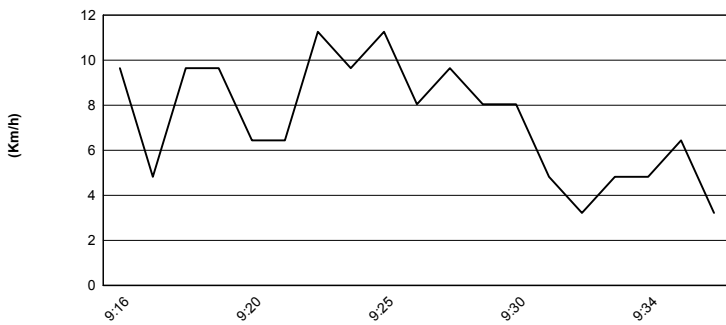
Air Pressure



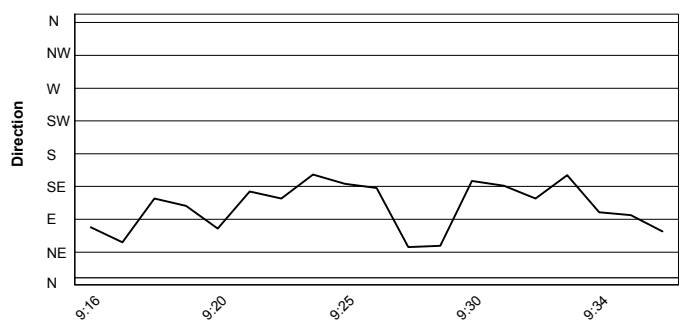
Humidity



Wind Speed



Wind Direction



09/06/2018

These data/results cannot be reproduced, stored and/or transmitted in whole or in part by any manner of electronic, mechanical, photocopying, recording, broadcasting or otherwise now known or herein after developed without the previous express consent by the copyright owner, except for reproduction in daily press and regular printed publications on sale to the public within 60 days of the event related to those data/results and always provided that copyright symbol appears together as follows below.

© DORNA WSBK ORGANIZATION Srl 2018